

# 5 YEAR CONSOLIDATED PLAN



CITY OF OAKLAND

2015 – 2020





Purpose of Meeting?  
We Need Your Input!

For What?  
The 5 Year Consolidated Plan



# What We Will Cover In This Presentation?

- Summary of Requirements – National Goals
- Analysis of Impediments to Fair Housing
- Consolidated Planning Process
- Funding Sources and City Programs covered by the Plan
- Funding Trajectory
- Proposed Changes to District Programs
- Your Input





# This Planning Document Must Adhere to These National Goals (24 CFR Part 91):

- Provide and preserve decent housing
- Promote a suitable living environment
- Expand economic opportunities



# Further Definition of National Goals...

## ➤ Suitable Living Environment

- Improving Safety and Livability of Neighborhoods
- Increasing Access to Quality Public and Private Facilities and Services
- Reducing the Isolation of Income Groups within a Community





# Further Definition of National Goals...

- Expand economic opportunities
  - Job Creation and Retention
  - Provision of Public Services Concerned with Employment
  - Empowerment and Self-sufficiency Opportunities for Low Income Persons



# Analysis of Impediments to Fair Housing (AI)

- ▶ 5-year planning document to identify impediments to fair housing in Oakland. Impediments may include:
  - Actions, omissions or decisions taken due to element of protected class which restrict housing choices or availability of housing choices
  - Actions omissions, or decisions which have effect of restricting housing choices or the availability of housing choices for any protected class
- ▶ AI provides basis for City's Fair Housing Plan





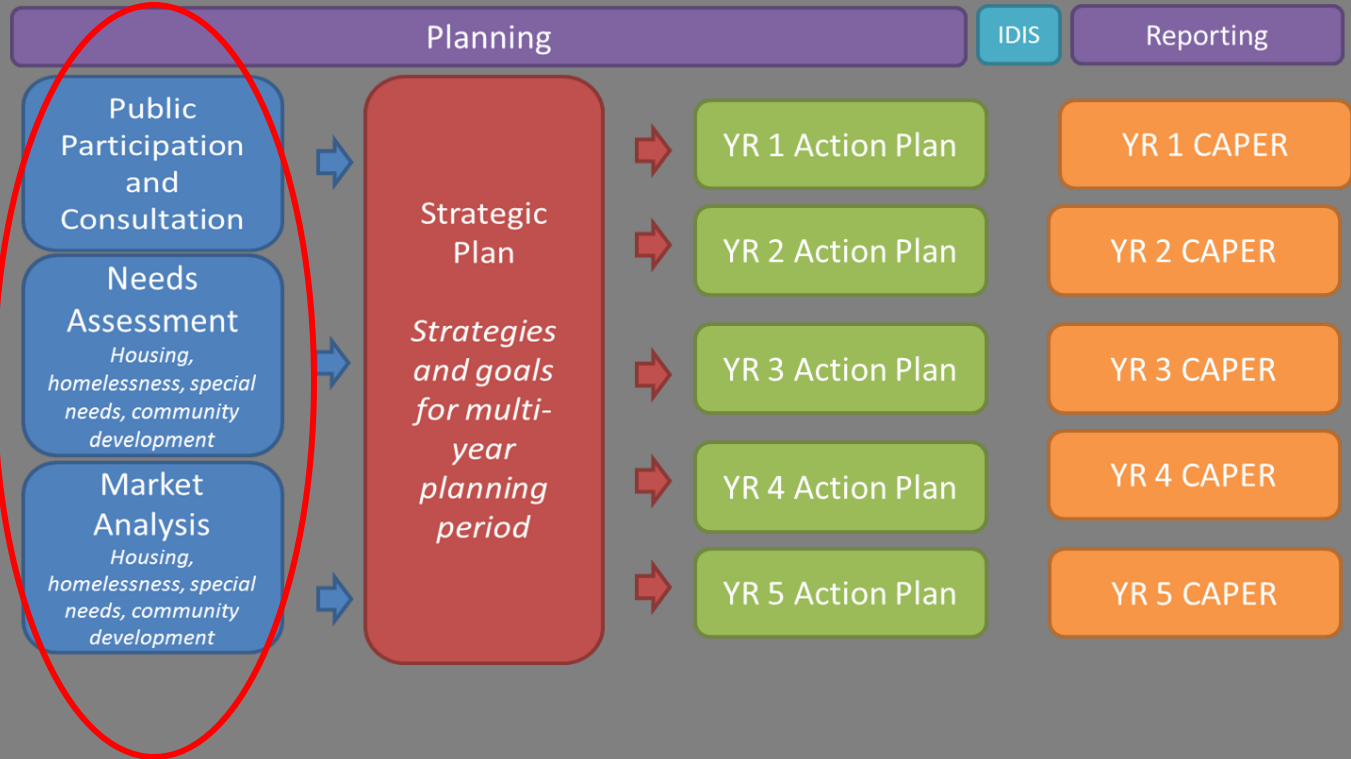
# Funding Sources

- Community Development Block Grant (CDBG)
- HOME Investment Partnerships (HOME)
- Emergency Solutions Grant (ESG)
- Housing Opportunities for Persons With AIDS (HOPWA)





# 5 Year Consolidated Planning Process



# Public Consultation and Survey



- Continuum of Care
- Oakland Housing Authority
- Government Agencies
- Social Service Providers
- Housing Developers
- Institutions
- Economic Development Programs
- Ongoing Community Development Initiatives





# What Can the City Do With HOME Funds?

- New construction
- Rehabilitation
- Acquisition, with or without rehabilitation
- Homebuyer assistance
- Tenant based rental assistance
- Operating support for CHDOs
- Administration



# What Can the City Do With CDBG Funds?

## ➤ Objectives:

- Benefit low & moderate income
- Remove slums and blight
- Address urgent needs

## ➤ Eligible Activities:

- Housing
- Economic development (job creation)
- Public services
- Public facilities
- Planning and administration





# What Can the City Do With Emergency Solutions Grant Funds?

- Rapid Re-housing
- Homeless Management Information System
- Programs to prevent homelessness
- Emergency Shelters
- Street outreach
- Small allowance for administration



# What Can the City Do With HOPWA Funds?

- Funds allocated to Alameda and Contra Costa Counties
- New construction and rehabilitation
- Project and tenant-based rental assistance
- Operating costs
- Supportive services
- Administration





# 5 Year Consolidated Planning Process



# 5 Year Consolidated Plan Strategic Plan Contents

- Overview
- Geographic Priorities
- Priority Needs
- Influence of Market Conditions
- Anticipated Resources
- Institutional Delivery Structure
- Summary of Goals
- Public Housing Accessibility
- Barriers to Affordable Housing
- Homeless Strategy
- Lead-Based Paint Hazards
- Anti-Poverty Strategy
- Monitoring





# 5 Year Consolidated Planning Process



# Once the 5 Year Plan Is Adopted, It Forms the Basis For...

## ➤ Annual Action Plans

- Submitted to HUD at the beginning of every fiscal year.

## ➤ Consolidated Annual Performance and Evaluation Report (“CAPER”)

- Reports accomplishments over the past fiscal year.





# Annual Action Plan

- Based on the 5 Year Consolidated Plan
- Submitted to City Council for adoption every year in May
- Identifies resources for coming year
- Identifies specific projects and activities
- States quantified objectives for the plan year
- Includes program-specific requirements



# Annual Performance Reporting “CAPER”

- Reports accomplishments based on the Annual Action Plan
- Identifies resources received and leveraged
- Identifies investments made in the City (commitments/expenditures)
- Gives narrative of actions and status
- States quantified accomplishments including...
  - # of persons served
  - # of units constructed
  - # of first time homebuyers assisted
- Includes program-specific requirements
- Self-assessment and proposed changes





# Programs Covered by these Funding Sources

- Housing & Homeless Services
- District Programs = Infrastructure/Neighborhood Improvements and Public Service Programs
- Economic Development
- 2015 Funding Allocation = 78% of 2010 levels



# Housing Accomplishments 2010 to 2014...

- ▶ Housing—Assisted (Preserved or Provided Downpayment, Rental or Foreclosure Assistance) and Constructed 9,809 units in the following programs...

- New construction
- Rehabilitation of existing affordable rental units
- Downpayment assistance
- Tenant-based rental assistance
- Owner-occupied rehabilitation
- Housing for seniors and people with special needs
- Foreclosure prevention programs





# Homeless Services Accomplishments 2010 to 2014...

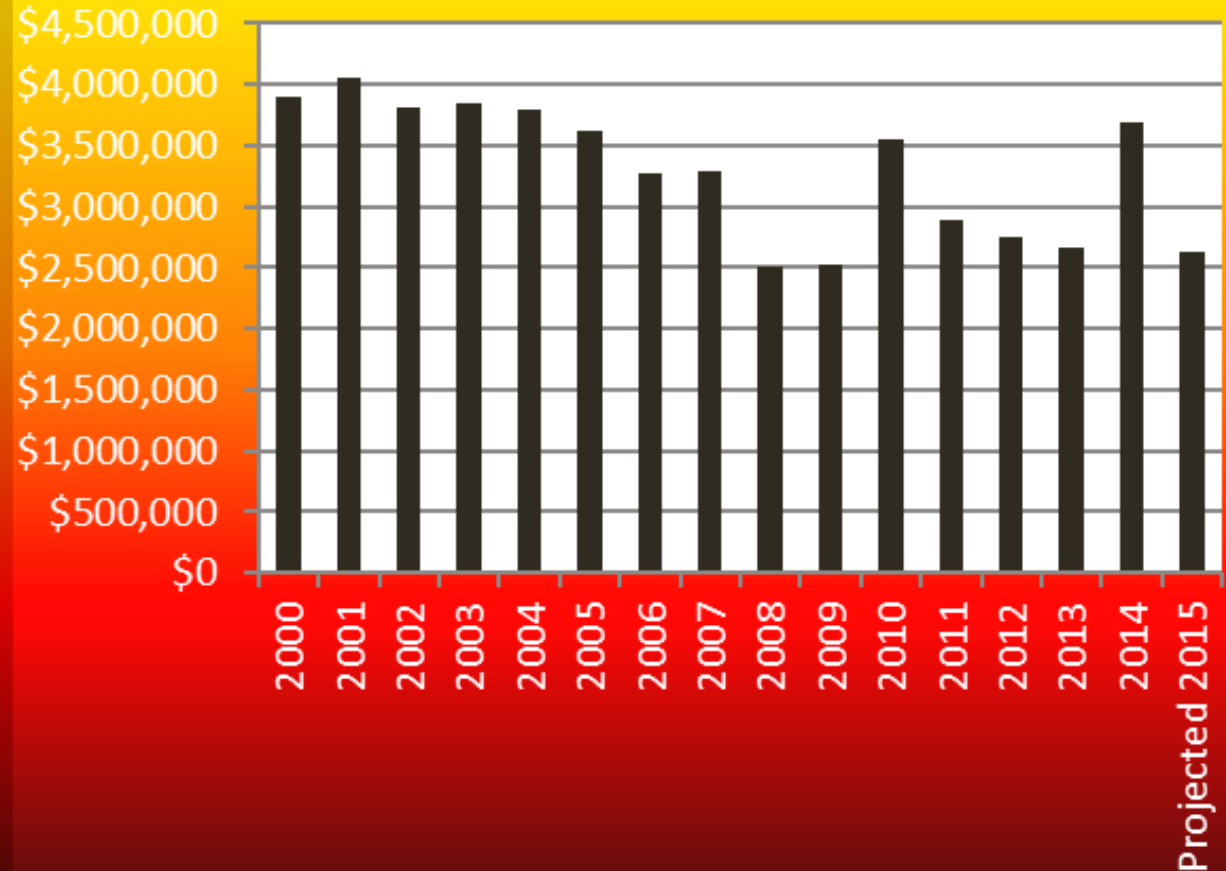
- Homelessness--Served over 14,805 people with...
  - outreach and information referrals
  - emergency shelter and services
  - transitional housing
  - homeless prevention programs
  - programs specifically targeted to HIV/AIDS population



# Housing & Homeless Services



## Housing & Homeless Services



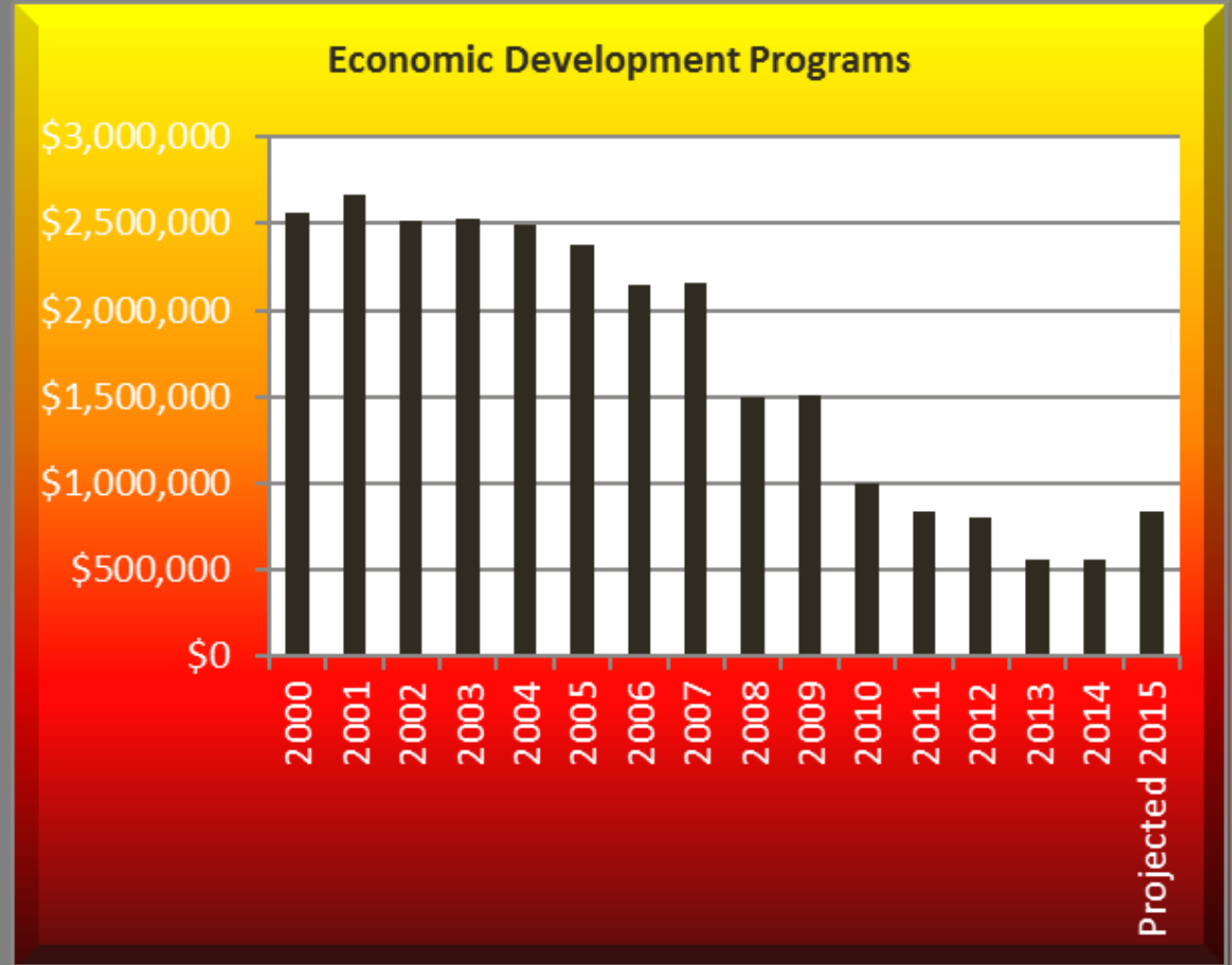


# Economic Development Accomplishments 2010 to 2014...

- Economic Development Project Delivery
  - Economic Development Strategy – 6,475 business/individuals assisted
  - Business Retention, Expansion & Attraction – 35 new business/1000 businesses assisted
  - Business Assistance Center – 13,750 individuals/businesses assisted
  - Broadway Shuttle – 13,000 riders
  - Business Development Program
- Business Loan Program – 44 loans
- Micro Loan Program – 24 micro loans
- Commercial Lending Program – 73 loans, 207 jobs created, 355 jobs retained



# Economic Development





# District Program Accomplishments 2010 to 2014...

## ▶ Community Development District Programs

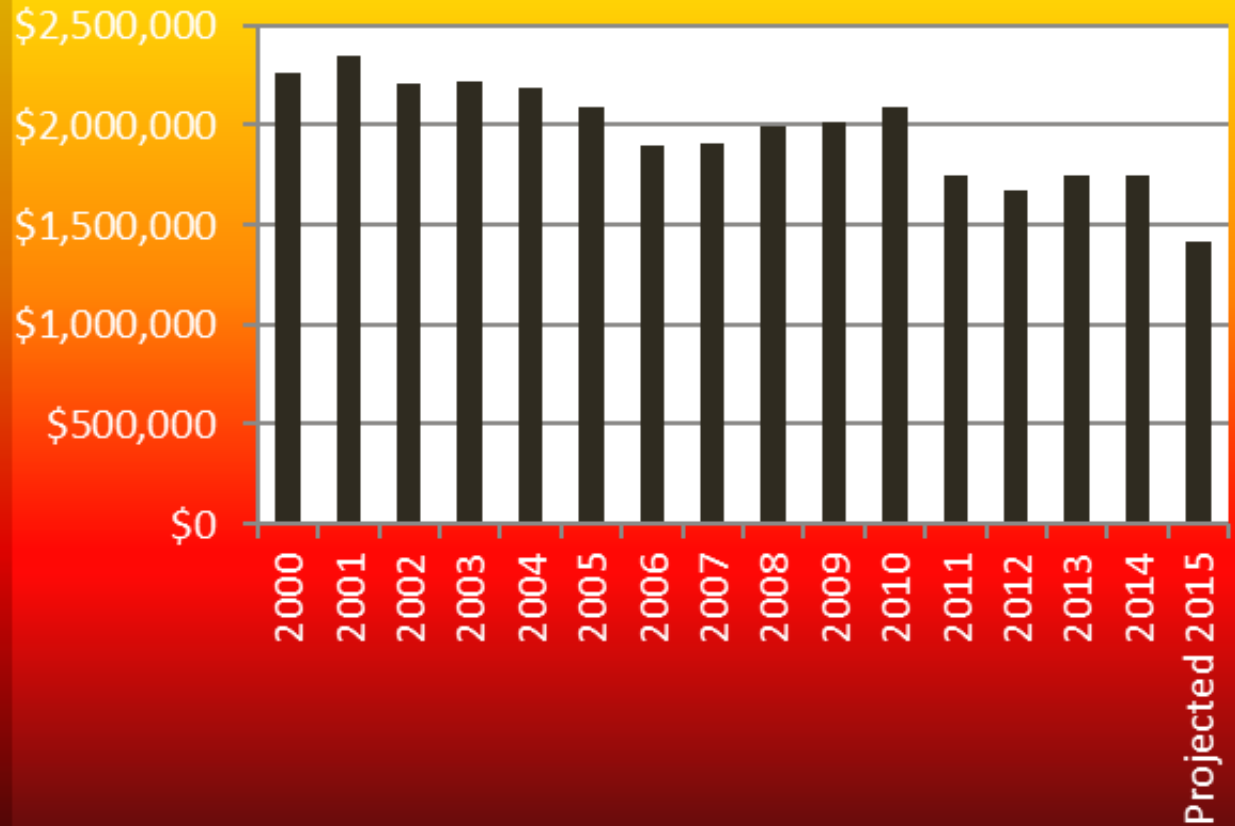
- Anti-Crime/Violence Prevention - 2,483 individuals assisted
- Homeless Assistance – 1,160 Individuals assisted
- Micro-Enterprise and Business Assistance – 27,324 individuals & businesses assisted
- Public Facilities and Infrastructure – 84 projects funded
- Senior Services – 87,877 Seniors assisted
- Hunger Relief – 270,523 individuals assisted
- Tenant/Landlord Counseling and Fair Housing Services – 16,700 individuals assisted
- Youth Services – 102,541 individuals assisted



# District Programs



**District Programs (Infrastructure/Neighborhood Improvements and Public Services)**



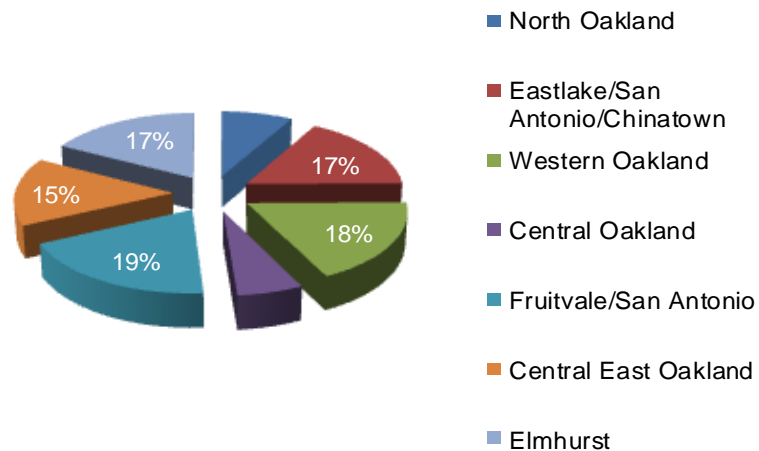


# Further Detail on District Programs



## District Programs = Infrastructure/Neighborhood Improvements & Public Services (Allocated Funds 2014 – 2015)

CD District	%	District Allocated Funds
North Oakland	8.1%	\$120,830.05
Eastlake/San Antonio/Chinatown	16.7%	\$249,118.74
Western Oakland	17.9%	\$267,019.49
Central Oakland	6.1%	\$90,995.47
Fruitvale/San Antonio	19.1%	\$284,920.24
Central East Oakland	14.9%	\$222,267.62
Elmhurst	17.2%	\$256,577.39
All 7 CD Districts	100%	\$1,491,729.00



# Proposed Changes

- All City Departments have had attrition and cut-backs in last 5 Years
- Proposed District Programs changes to Community Economic Development Committee
  - September 25, 2012
  - October 9, 2012
  - November 13, 2012
  - February 10, 2015
- 2015-20 HUD-Recommended Strategies:
  - Target Area Planning with an application in the next 5 Years to designate Neighborhood Revitalization Strategy Areas





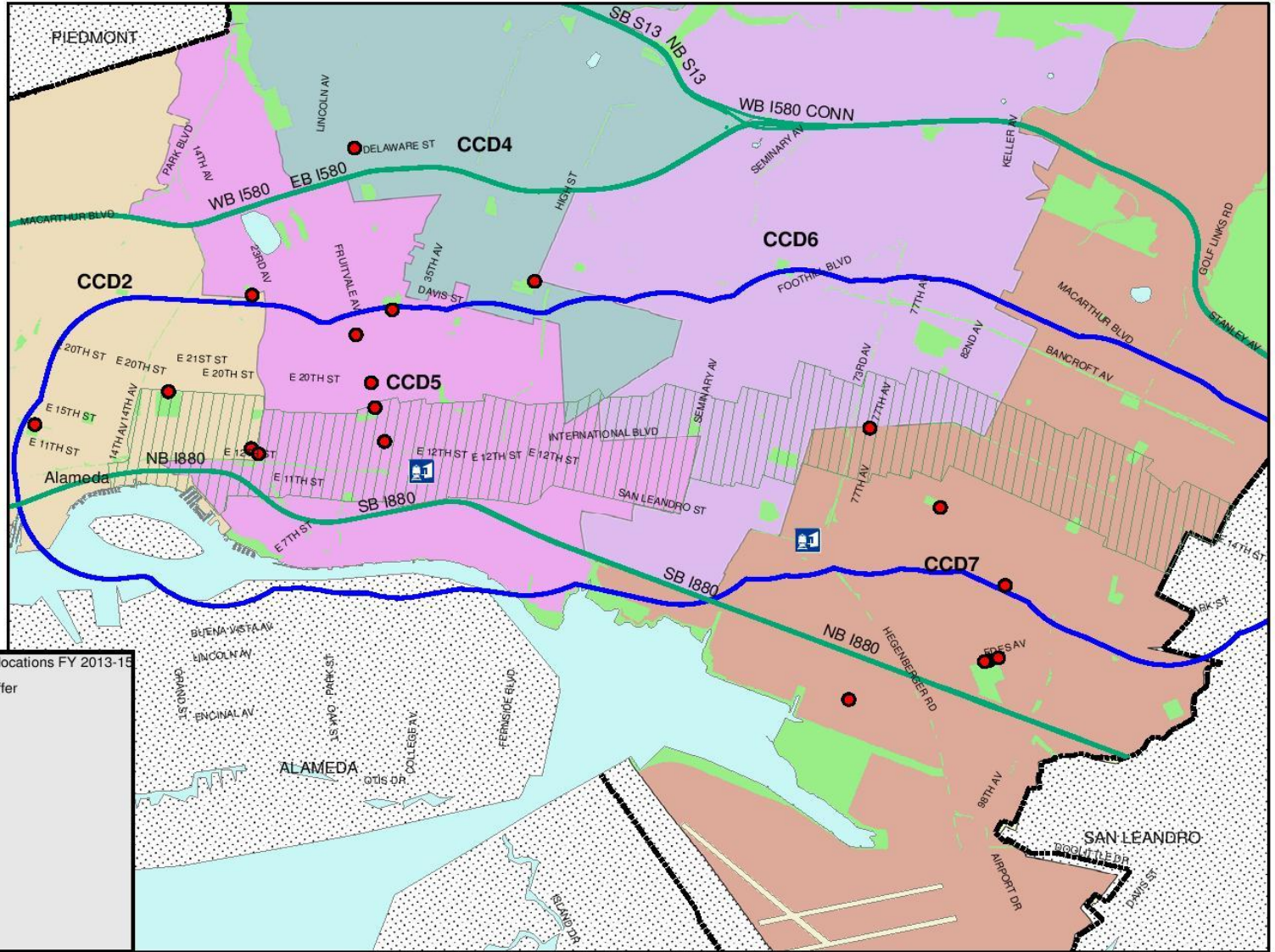
# Proposed Changes to District Programs



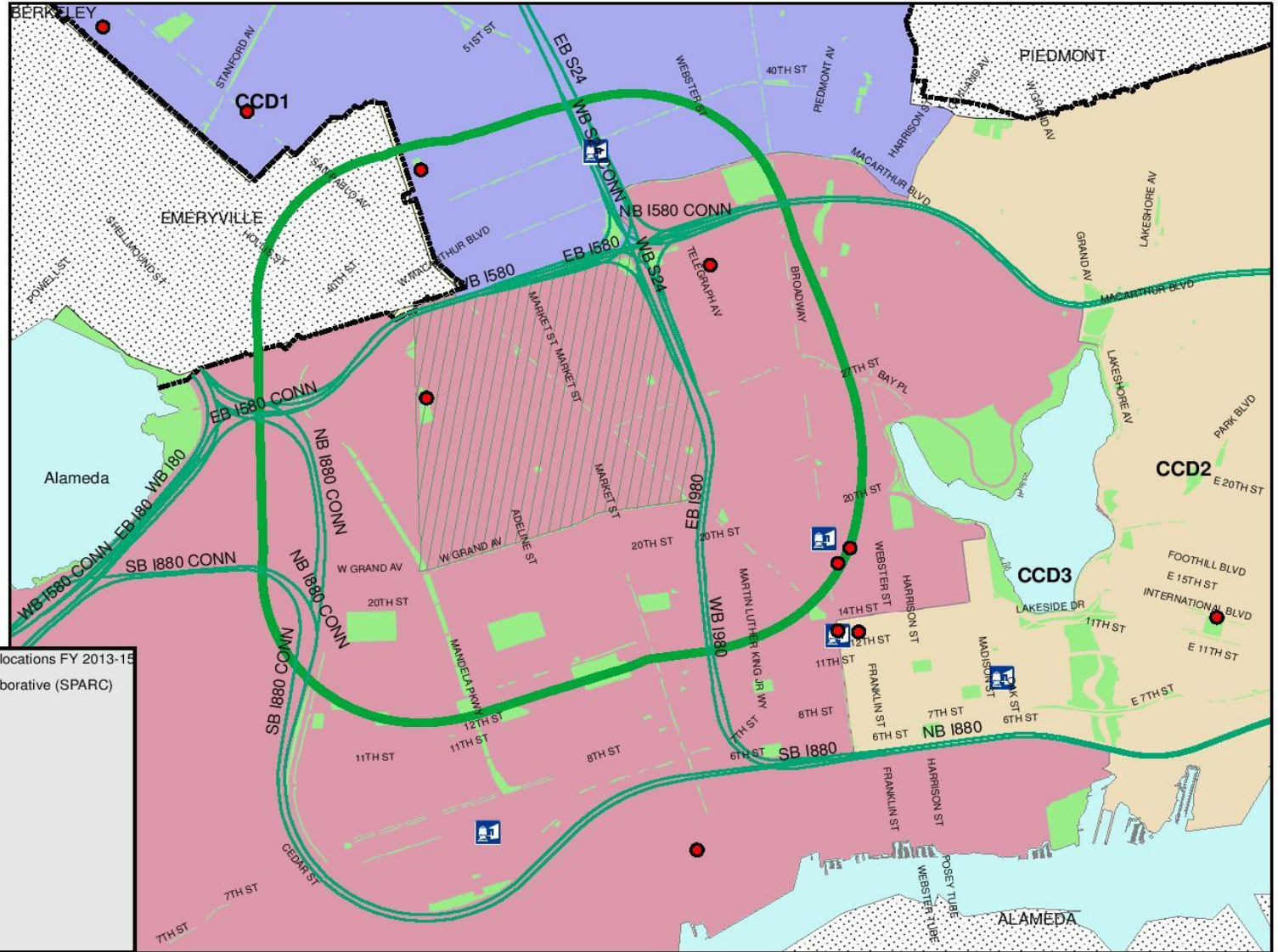
## ➤ Proposed Neighborhood Revitalization Strategy Areas (Identified as “Target Areas” in the 5 Year Consolidated Plan)

- International Blvd Corridor
  - Last 2 FY Grants Allocated to Area + ½ Mile Buffer = 32% (22 out of 68 Grants Alloc.)
- San Pablo Corridor
  - Last 2 FY District Funds to Area + ½ Mile Buffer = 9% (6 out of 68 Grants Alloc.)







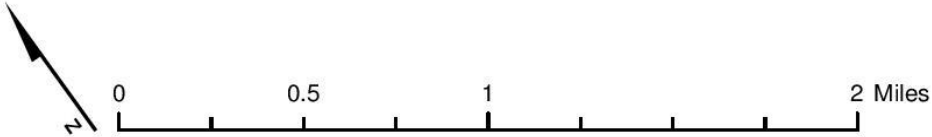


 Community Development District Allocations FY 2013-15  
 San Pablo Area Revitalization Collaborative (SPARC)  
 SPARC Area-1/2 Mile Buffer

**Council District**

**NAME**

-  City Council Dist 1
-  City Council Dist 2
-  City Council Dist 3
-  City Council Dist 4
-  City Council Dist 5
-  City Council Dist 6
-  City Council Dist 7



# Proposed Changes to District Programs

## ➤ Benefits of Neighborhood Revitalization Strategy Areas

- Public Service Cap Exemption if carried out by a Community Based Development Organization
- Job Creation/Retention qualify as Low/Mod Income Area Benefits (eliminates requisite income-based tracking)
- Housing units assisted pursuant to the strategy can be considered a part of single structure—provides greater flexibility to carry out housing programs that revitalize a neighborhood
- Economic development activities will be exempt from the aggregate public benefit standard—provides greater flexibility for program design and record-keeping requirements





# Survey: Your Input and Prioritization of Needs...

## ➤ What are the City's Community Development needs?

- Safe and Affordable Housing
- Community/Neighborhood Services
- Community/Neighborhood Facilities
- Infrastructure (streets, sidewalks, parks, etc)

## ➤ What are the City's Public Service needs?

- Youth Services/Child Care
- Senior Services
- Job Training/Readiness Programs
- Health/Behavioral Health Services
- Homebuyer Education/Financial Literacy
- Fair Housing
- Services for Persons with Disabilities
- Homeless Services
- Domestic Violence Services



# Survey: Your Input and Prioritization of Needs...



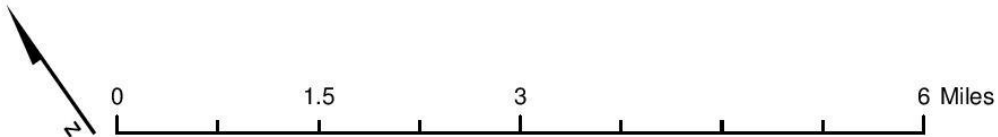
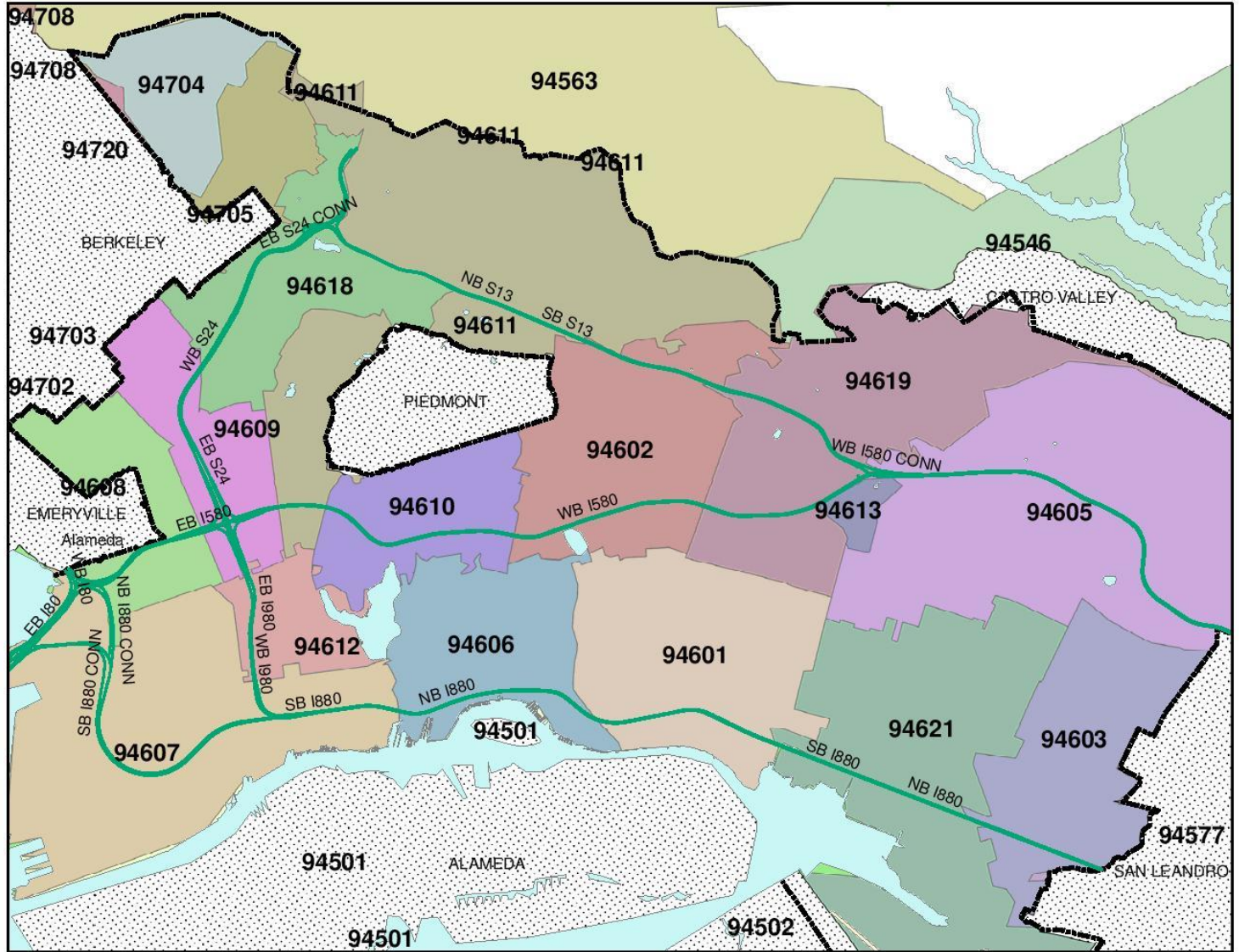
Oakland Zip Code	# of Suvey Respondents	% of Total
94601	59	5%
94602	76	7%
94603	10	1%
94604	1	0%
94605	115	10%
94606	69	6%
94607	95	9%
94608	71	6%
94609	103	9%
94610	125	11%
94611	149	14%
94612	50	5%
94613	0	0%
94614	0	0%
94615	0	0%
94616	0	0%
94617	0	0%
94618	84	8%
94619	82	7%
94620	0	0%
94621	10	1%
94622	0	0%
94623	0	0%
94624	0	0%
94625	0	0%
94649	0	0%



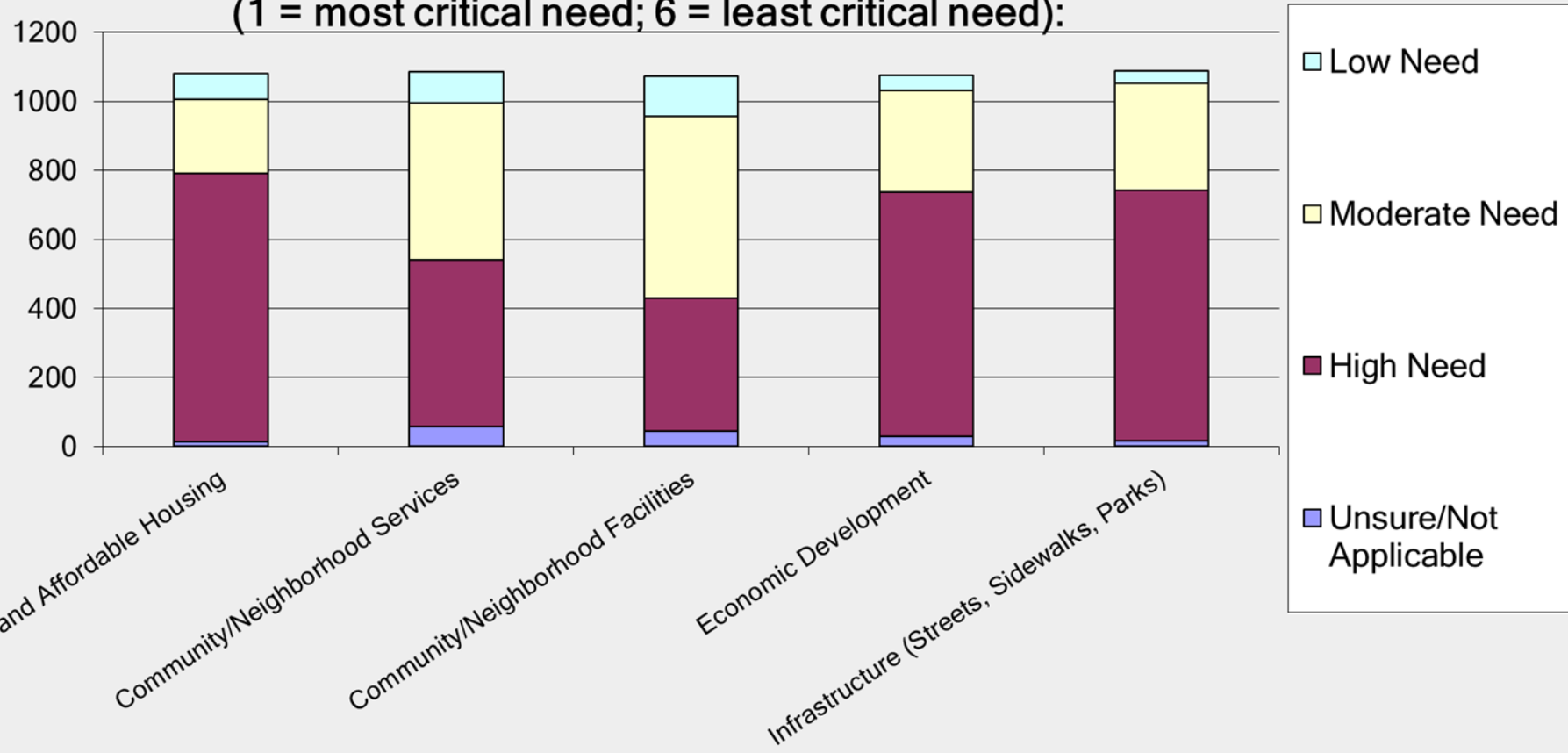




CITY OF OAKLAND

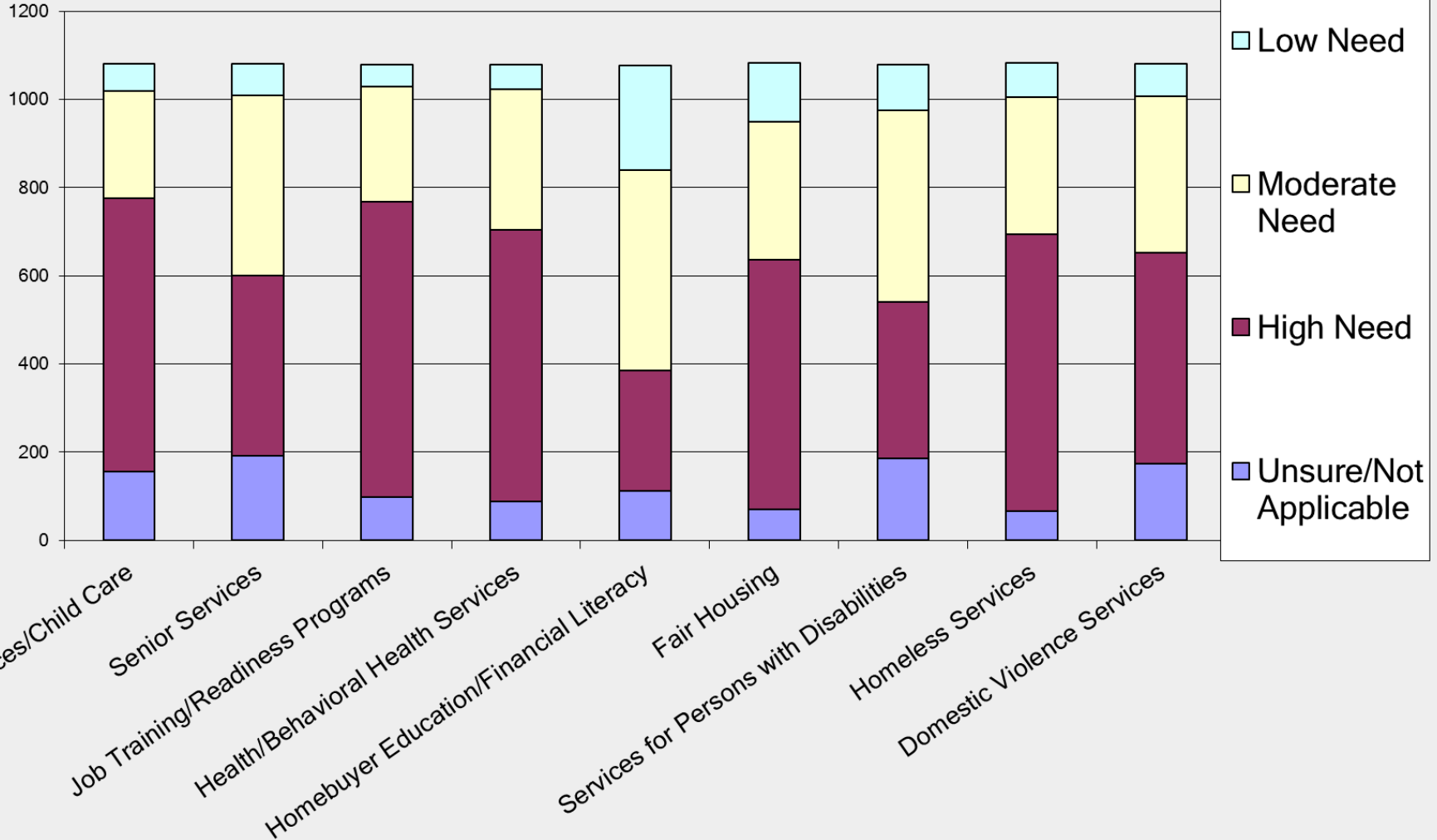


Please rank the level of need for the following types of Community Development in the City  
(1 = most critical need; 6 = least critical need):





## Please rank the level of need for the following types of Public Services in the City:



# Timeline

- Public Review Draft available: 5/18/15
- Final Draft Document available: 6/6/15
- Public hearings:
  - Community Economic Development Committee 6/23/15
  - City Council 7/7/15
- Submit Draft to HUD 6/30/15; Final to HUD after Council Adoption on 7/7/15





# Who to contact

- To provide input and recommendations contact:

Gregory Garrett, Acting Manager  
CDBG Program

Housing and Community Development Dept.  
250 Frank Ogawa Plaza, Ste. 5313  
Oakland, CA 94612  
phone: 238-3716    fax: 238-7999  
email: [cdbg@oaklandnet.com](mailto:cdbg@oaklandnet.com)

[www.oaklandnet.com/government/hcd](http://www.oaklandnet.com/government/hcd)



CITY OF OAKLAND

