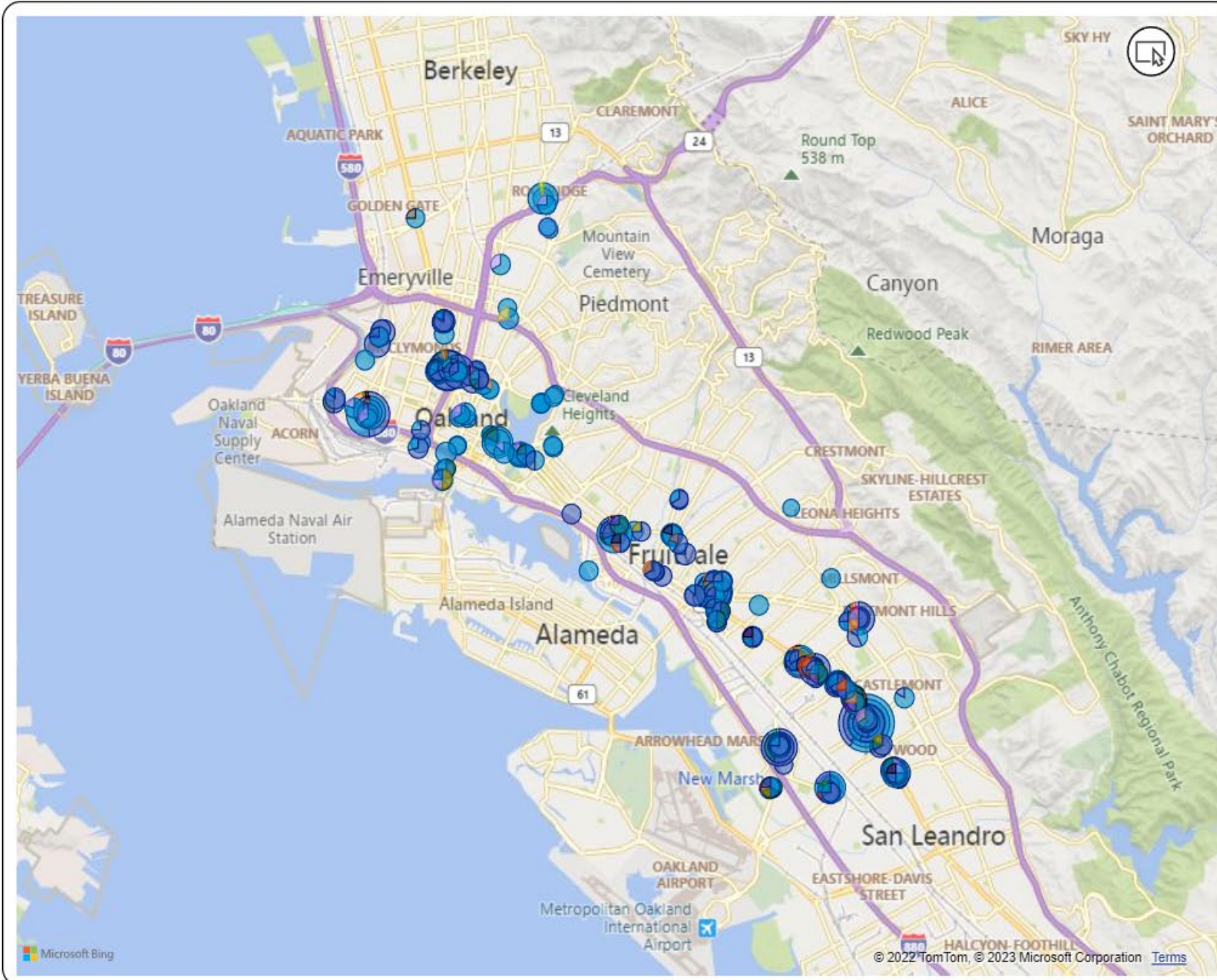


# MACRO IMPACT 2022

7,652 Total  
Contacts



# MACRO Lifetime Contact Map



Incident Count

# 7339\*

\*~300 Incidents did not include geographical data to be included in this map.

Incident Date

4/9/2022

12/31/2022



Time of Incident

7

2122



Incident Type

All

Incident Resolution

All

Patient Perceived Race

All

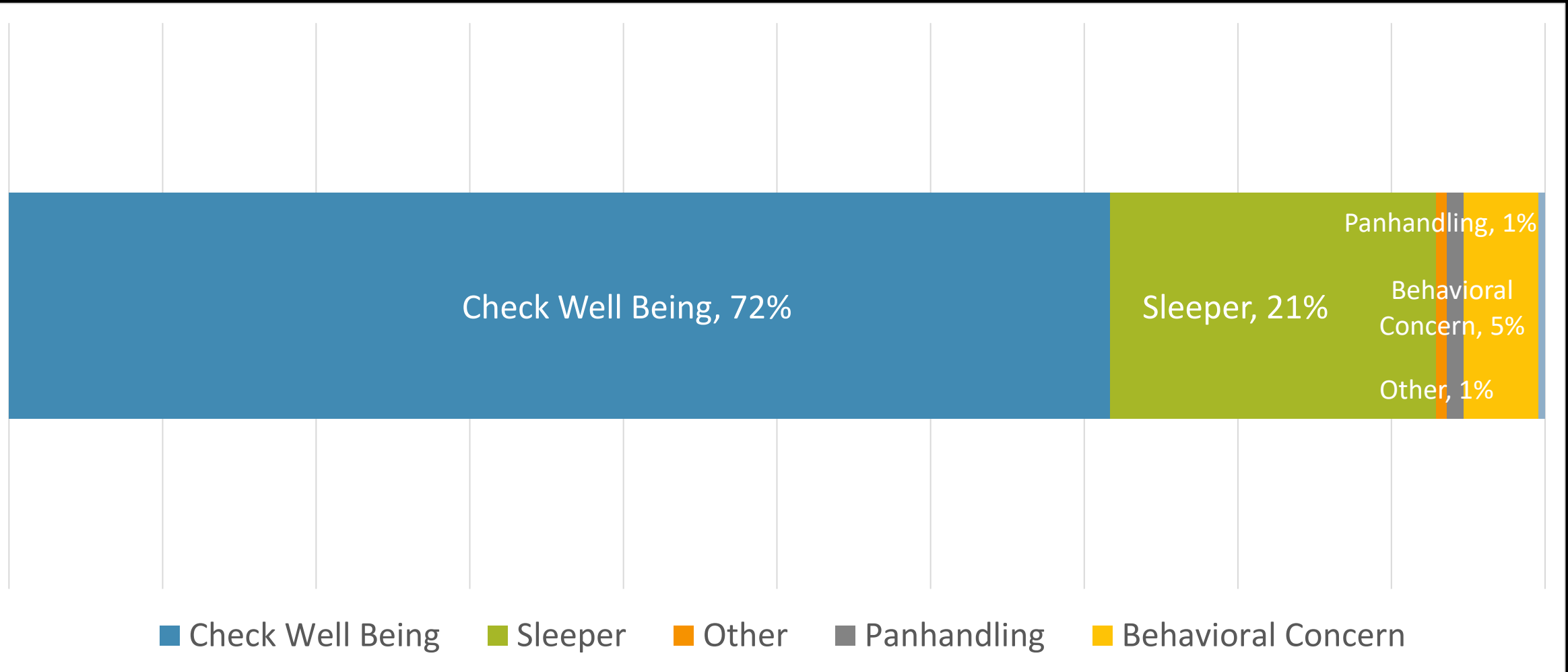
# SOURCE OF CALL

Data collected from August 1, 2022 to December 31, 2022

<b>Source of Incident/Call</b>	<b>2022</b>	<b>%</b>
On-View (self dispatch)	3,145	91%
911 Dispatch	145	6%
Community Referral	121	3%
Total	3,411	100%

# INCIDENT TYPES

2022



# INCIDENT TYPES

2022

<b>Incident Type</b>	<b>2022</b>	<b>%</b>
Check Well Being	5,468	72%
Sleeper	1,637	21%
Behavioral Concern	373	5%
Panhandling	84	1%
Other	55	1%
Public Indecency	35	<1%
<b>Total</b>	<b>7,652</b>	<b>100%</b>

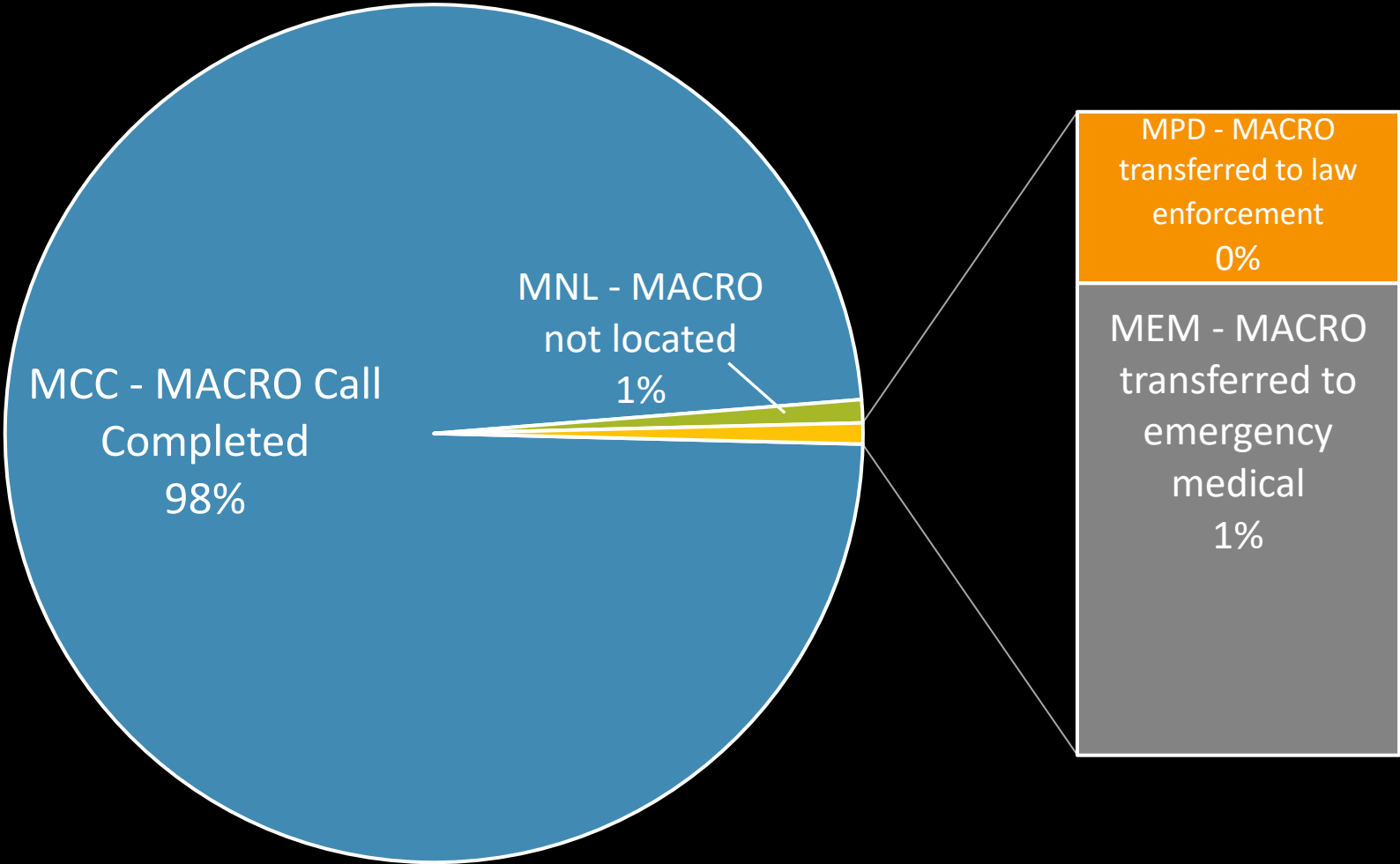
# TIME IN SERVICE

Time in service is the amount of time from when the MACRO van arrives on the scene to the moment they conclude the interaction.

**1,596**  
**hours serving**  
**Oaklanders in**  
**2022**

# INCIDENT RESOLUTIONS

2022



# INCIDENT RESOLUTIONS

2022

Call Resolution	2022	%
Call Completed (MCC)	7,526	98%
Not Located (MNL)	66	1%
Transferred to PD (MPD)	16	<1%
Transferred to Emergency Medical (MEM)	44	1%
<b>Total</b>	<b>7,652</b>	<b>100%</b>



# BLANKETS

The MACRO teams give out blankets to unhoused individuals to alleviate urgent concerns from their living conditions. That support is then paired with a timely, individualized approach to connect individuals with support services best suited to their needs.


**1,101**  
**fleece**  
**blankets given**  
**out in 2022**

# LOCAL SERVICE REFERRALS

Referrals	2022	%
CARES Navigation / La Familia	355	34%
West Oakland Health Clinic	126	12%
Lifelong Mobile Clinic	55	5%
ACHCH (Alameda County Healthcare for the Homeless)	6	1%
Dignity on Wheels	158	15%
HEPPAC (HIV Education and Prevention Project of Alameda County)	12	1%
BACS (Bay Area Community Services)	14	1%
Amber House	1	<1%
Bridge Housing	15	1%
ROOTS Community Clinic	64	6%
St Mary's Center	103	10%
St Vincent DePaul	130	12%
<b>Total</b>	<b>1,044</b>	<b>100%</b>

# LOCAL SERVICE REFERRALS

2022



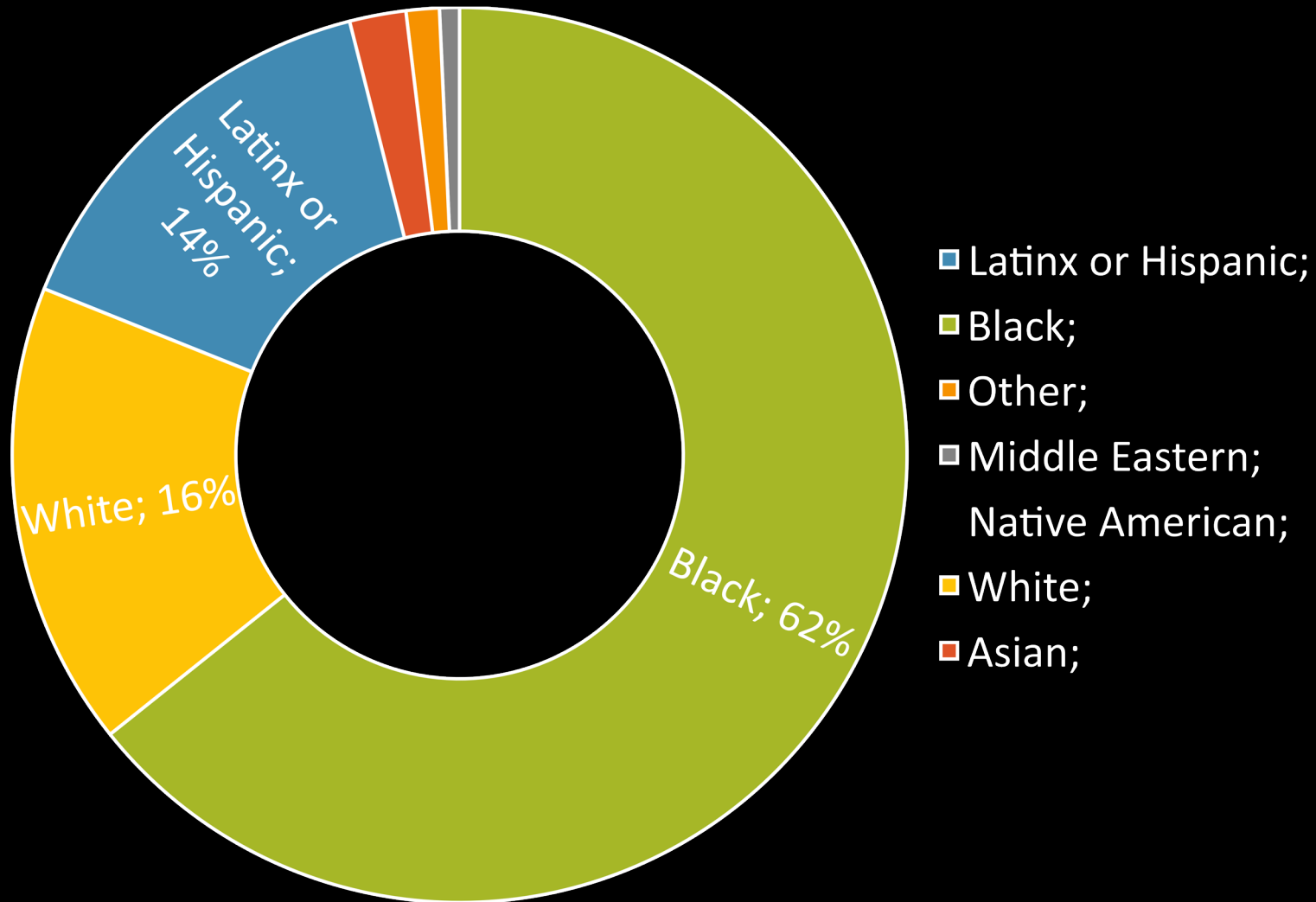
- ▶ Approximately **11 individuals per day expressed desire and were referred** by MACRO responders to local service providers for more targeted support in 2022.

# BOTTLED WATER

Another direct service given out to community members receiving care from the MACRO Responders is bottled water. It is used to help individuals come down from a substance high, to cool off on a hot day, hydrate, and to maintain consistency with medication.

**2,259**  
**bottles of**  
**water given**  
**out in 2022**

# MACRO Service Recipient Racial Demographics



- ▶ Black individuals make up 62% of people receiving MACRO services while making up only 23% of Oakland's population.
- ▶ As MACRO was designated to do, over 84% of its service recipients are BIPOC.