



Oakland Climate Action Coalition



Findings Report

AUGUST 2019

OVERVIEW

The Equity Facilitator (EF) team held District Meetings in May - July 2019 according to the following schedule:

District 2 (East Lake/ Chinatown)	Thu, May 23 Lincoln Community Center, 250 10th St. oaklanddistrict2workshop.eventbrite.com
District 4 (Dimond/Laurel)	Tue, May 28 Dimond Branch Public Library, 3565 Fruitvale Ave oaklanddistrict4workshop.eventbrite.com
District 5 (Fruitvale)	Mon, Jun 10 Spanish Speaking Citizens Coalition, 1470 Fruitvale Ave oaklanddistrict5workshop.eventbrite.com
District 1 (North Oakland)	Sat, June 15 Charles Porter Golden Gate Recreation Center, 1075 62nd St oaklanddistrict1workshop.eventbrite.com
District 3 (West Oakland, Downtown, Jack London)	Wed, June 19 West Side Missionary Baptist Church, 732 Willow St oaklanddistrict3workshop.eventbrite.com
District 6 (East Oakland)	Wed, July 17 Rainbow Recreation Center, 5800 International Blvd oaklanddistrict6workshop.eventbrite.com
District 7 (Deep East Oakland)	Wed, July 24 81st Avenue Public Library, 1021 81st St oaklanddistrict7workshop.eventbrite.com
At Large	Wed, July 31 City Hall, 1 Frank Ogawa Plaza oaklandcitywideworkshop.eventbrite.com

The workshops ranged in length from 120 - 150 minutes. Members of the Neighborhood Leadership Cohort (Neighborhood Leaders or NLC) were present and played vital roles at each workshop.

Objectives

1. Educate Oakland residents about Climate Equity. Demonstrate how climate solutions can have profound benefits for social equity. Share baseline data on challenges and inequities in District neighborhoods.
2. Educate residents about the 2030 ECAP and the opportunity to advance climate equity and a Just Transition.
3. Enable residents to provide meaningful input into the creation of equitable solutions.
4. Discover community-preferred climate actions, including those with the greatest local benefits for Oakland's frontline communities: (i) address priority community needs and (ii) build on community assets.
5. Share valuable climate resources participants and their neighbors can access now.

Exercises

After opening presentations sharing the ECAP framework, Oakland's GHG emissions impacts, data on climate risks, and community/environmental impacts, the workshops featured two primary breakout sessions.

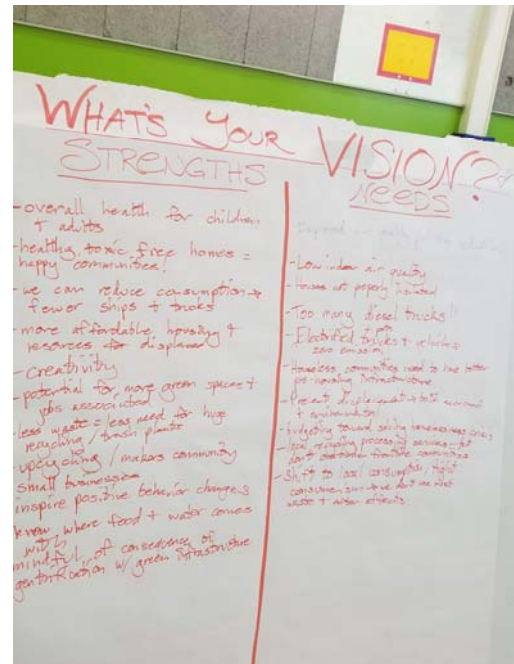
The first small group discussion exercise was for each table of participants to shape their vision by considering this question: How do you want Oakland to achieve climate equity by 2030? Identify strengths (what to protect) and needs (what to change). Neighborhood Leaders facilitated these discussions and acted as scribes.

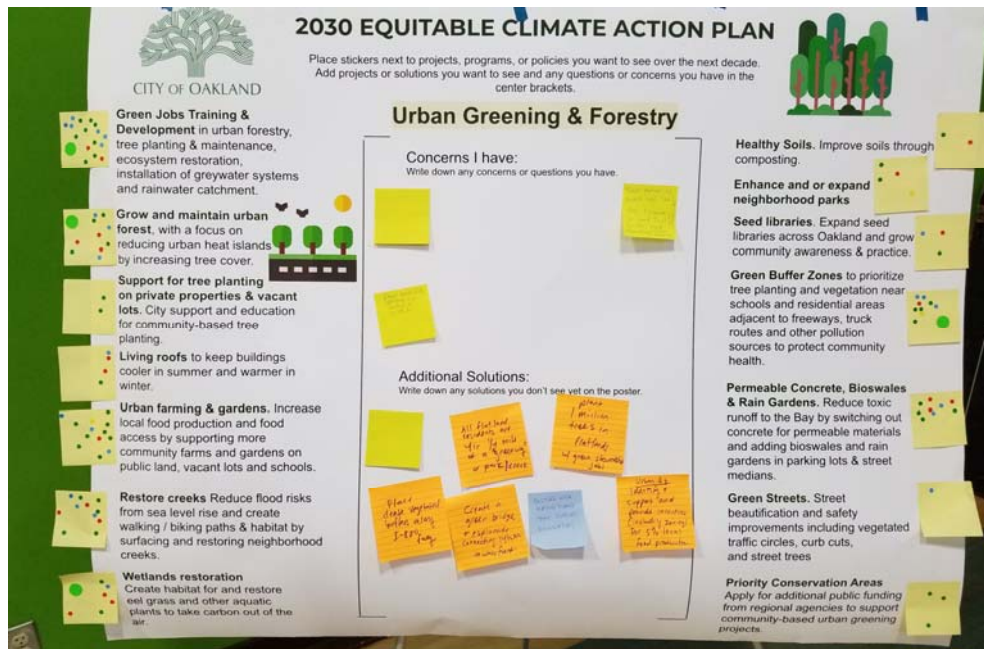
The second workshop activity involved Climate Action Boards stationed around the meeting room, where participants voted for program ideas in seven areas of climate action:

- Transportation
- Land Use
- Energy Use in Buildings
- Urban Greening and Forestry
- Purchases and Waste
- Disaster-Preparedness, Adaptation and Resilience
- Community Projects

We also placed maps of each district on the meeting walls for participants to flag the locations of desired projects, community assets to protect and/or concerns to address.

For the workshops that were 150 minutes in length, a third breakout session was devoted to small group discussions on plan implementation, styled as moving From Vision to Reality.





FINDINGS AND RESULTS²

Climate Action Boards

Each climate action board (CAB) features 12-16 broadly framed climate strategies, program and policy ideas. The CABs are designed as stand-alone demonstrations of holistic climate action in each topic area, to spark discussion and additional ideas.

There is intentional overlap between the boards, with some strategies repeated on different boards. The primary example of this overlap is Green Jobs Training, Employment & Entrepreneurship. Each CAB includes an entry for green jobs to ensure that workshop participants considered how green jobs can be created in all seven climate action areas. Of the top 21 actions, two pairs overlap:

- **Urban farming and gardens** - particularly resonated with workshop participants as both a greening issue, increasing access to open space, and a resilience issue, increasing local food production and access to inexpensive food.
- **Green jobs training** - green jobs in tree-planting, ecosystem restoration, and repair/upcycling rose to the top, indicating a need to prioritize program developments and green jobs pipelines in these sectors.

As is logical, the similar actions garnered similar numbers of votes, which we can use as additional validation of these actions.

¹ Select Photos of Community Vision Boards and Climate Action Boards in Appendix. Full photo set is available in Google Drive.

² To view the raw data from each of the Phase 1 community workshops, visit:

- [ECAP Workshop Data](#) spreadsheet (sign-ins, demographics, vision board results, CAB votes, CAB comments)
- [Photos Repository](#) for all District meeting

Generally speaking, the rankings will inform, rather than define, the EF's comprehensive and detailed policy recommendations. CAB strategies can be combined, support other strategies or be used as financing methods.

Top Overall Actions

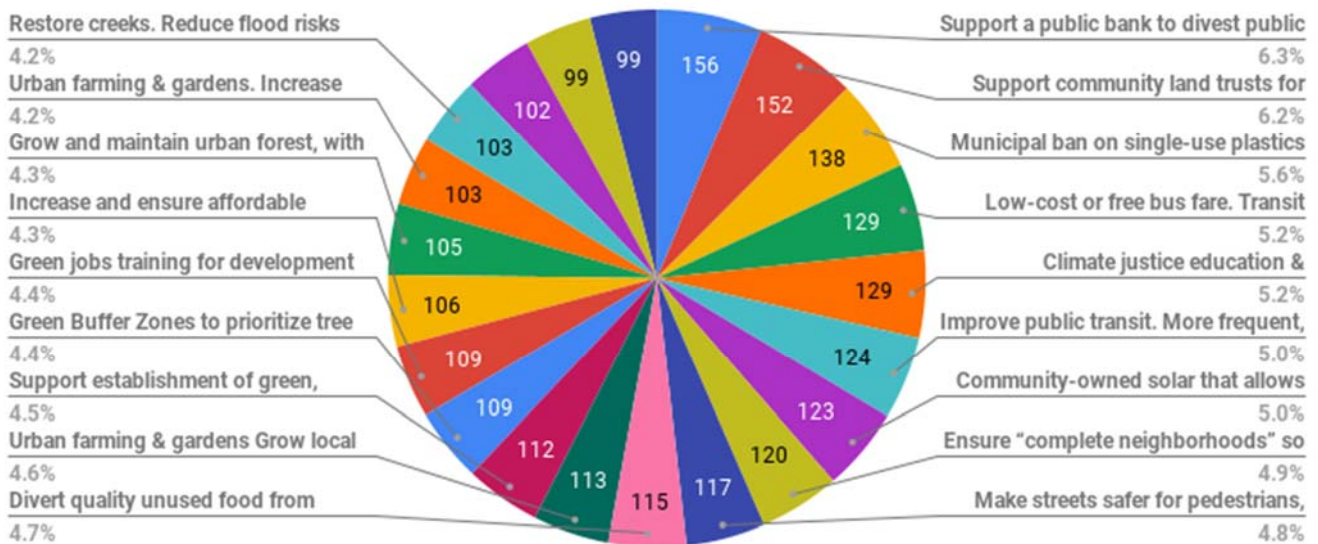
The top 21 actions overall each garnered 99 votes or more at completion of the eight Phase 1 district workshops. The actions are listed below in order of their rank.

1. **Support a public bank** to divest public money from fossil fuels and enable local financing of local sustainable economic development projects promoting climate action and creating local benefits.
2. **Support community land trusts** for permanently affordable housing, local businesses, growing food, and supporting biological and cultural diversity.
3. **Municipal ban on single-use plastics** such as packaging and flatware.
4. **Low-cost or free bus fare.** Transit passes or reduced fares for all.
5. **Climate justice education & curriculum.** Teachers and students develop K-12 curriculum with service-learning opportunities and partnerships with the City and community-based organizations for Oakland Unified School District.
6. **Improve public transit.** More frequent, reliable bus service, public safety at bus stops, more destinations, more amenities.
7. **Community-owned solar** that allows renters and neighbors to financially benefit from shared solar energy installations.
8. **Ensure complete neighborhoods** so that needed daily services are accessible without a car, including green pathways and alleyways and safe streets and sidewalks for active mobility.
9. **Make streets safer** for pedestrians, bikes, wheelchairs, skateboards, and scooters.
10. **Divert quality unused food** from restaurants and grocery stores in Oakland to food banks and pantries for people in need.
11. **Urban farming & gardens.** Grow local food production and food access by supporting more community-based farms and gardens on vacant lots.
12. **Support establishment of** green, community- and worker-owned **cooperative businesses** to retain local wealth and build economic democracy.
13. **Green Buffer Zones** to prioritize tree planting and vegetation near schools and residential areas adjacent to freeways, truck routes and other pollution sources to protect community health.
14. **Green jobs training** for development of local businesses that **repair & upcycle goods.**
15. **Increase and ensure affordable housing** near transit and in new transit-oriented development.

16. **Grow and maintain urban forest**, with a focus on reducing urban heat islands by increasing tree cover.
17. **Urban farming & gardens**. Increase local food production and food access by supporting more community farms and gardens on public land, vacant lots and schools.
18. **Restore creeks**. Reduce flood risks from sea level rise and create walking / biking paths & habitat by surfacing and restoring neighborhood creeks.
19. **Permeable Concrete, Bioswales & Rain Gardens**. Reduce toxic runoff to the Bay by switching out concrete for permeable materials and adding bioswales and rain gardens in parking lots & street medians.
20. **Neighborhood disaster preparedness**. Support and expand City and community-led programs that train volunteers, identify vulnerable populations and develop emergency plans, in partnership with emergency response agencies.
21. **Green jobs training & development** in urban forestry, tree planting & maintenance, ecosystem restoration, installation of greywater systems and rainwater catchment.

The following chart shows each strategy with its vote total.

Total Votes vs. Strategy



Top Actions by Topic

In each topic area, a cluster of measures is visibly more popular than the others. (See voting results charts included below.) On many action boards, three - four actions were clearly more popular. With Adaptation and Urban Greening, there were a larger cluster of actions with higher vote totals.

The results also illustrate that Urban Greening and Community Projects were popular areas in general, each having five or more actions in the top 21. Least popular were Energy and Adaptation and Resilience, with only one item registering in the top 21.

The highest-ranked measures in each topic area are listed below, in order of most to least votes. The measures that are also in the top 21 overall - with 99 votes or more - are in bold green.³

1. Transportation

		Votes
T1	Low-cost or free bus fare. Transit passes or reduced fares for all.	129
T2	Improve public transit. More frequent, reliable bus service, public safety at bus stops; more destinations, more amenities.	124
T3	Make streets safer for: pedestrians, bikes, wheelchairs, skateboards, and scooters.	117
T5	Green transit. Switch to zero emission buses.	90

2. Adaptation and Resilience

		Votes
A1	Neighborhood disaster preparedness. Support and expand City and community-led programs that train volunteers, identify vulnerable populations and develop emergency plans, in partnership with emergency response agencies.	99
A8	Reduce exposure to local toxic air contaminants, including through green buffer zones and cleaning up toxic polluting facilities,	96
A12	Green jobs training & employment programs to train and employ low-income residents and youth in climate resilience and disaster preparedness sectors and support local entrepreneurs.	94
A11	Urban forestry to reduce local heat spikes.	92
A7	Creeks and wetlands restoration. Address the threat of flooding from sea level rise and intense weather.	90
A2	Disaster recovery centers. Open air-conditioned and filtered public buildings to provide relief and support residents' needs during extreme heat, fires and disasters. Provide free shuttles for houseless & transit-dependent residents.	86
A6	Storm water and sewer infrastructure improvements. Integrate projections for future sea level rise and precipitation into new and existing infrastructure.	84

³ The complete list of numbered climate action board strategies is available in Appendix A.

3. Urban Greening and Forestry

		Votes
G11	Green Buffer Zones. Prioritize tree planting and vegetation near schools and residential areas adjacent to freeways, truck routes and other pollution sources to protect community health.	109
G2	Grow and maintain urban forest. Focus on reducing urban heat islands by increasing tree cover.	105
G5	Urban farming & gardens. Increase local food production and food access by supporting more community farms and gardens on public land, vacant lots and schools.	103
G6	Restore creeks. Reduce flood risks from sea level rise and create walking / biking paths & habitat by surfacing and restoring neighborhood creeks.	103
G12	Permeable Concrete, Bioswales & Rain Gardens. Reduce toxic runoff to the Bay by switching out concrete for permeable materials and adding bioswales and rain gardens in parking lots & street medians.	102
G1	Green Jobs Training & Development. Focus on urban forestry: tree planting & maintenance, ecosystem restoration, installation of greywater systems and rainwater catchment.	99

4. Land Use

		Votes
L6	Complete neighborhoods. Ensure that needed daily services are accessible without a car, including green pathways and alleyways and safe streets and sidewalks for active mobility.	120
L10	Affordable housing near transit. Increase and ensure affordable housing near transit and in new transit-oriented development.	106
L2	Tiny House Villages. Build ecologically sustainable tiny house villages to support housing needs of houseless residents and curbside communities.	88
L8	Green jobs training, employment & support for entrepreneurs. Programs to train and employ low-income residents and youth in green architecture, construction, and landscaping.	83

5. Energy Use

		Votes
E14	Community-owned solar. Allow renters and neighbors to financially benefit from shared solar energy installations.	123
E13	Green Jobs Training & Employment Program. Programs to train and employ low-income residents and youth in energy efficiency & solar jobs.	85
E10	Update Building Code. New buildings must be all-electric. Retrofits should support future electrification.	79
E7	Low cost/free weatherization programs providing caulking, air sealing and insulation to reduce energy costs and improve indoor air quality.	76

6. Purchases and Waste

		Votes
W14	Municipal ban on single-use plastics. Include packaging and flatware.	138
W2	Divert quality unused food from restaurants and grocery stores. Send unused food to Oakland food banks and pantries for people in need.	115
W3	Green jobs training for development of local businesses that repair & upcycle goods.	109
W4	Establish a municipal reuse center with curbside pick up of slightly damaged clothes, electronic devices, toys, and footwear to be repaired and made available at little or no-cost to people in need.	85

7. Community Projects

		Votes
C6	Support a public bank. Divest public money from fossil fuels and enable local financing of local sustainable economic development projects promoting climate action and creating local benefits.	156
C7	Support community land trusts. Increase permanently affordable housing, and support local businesses, growing food, and biological and cultural diversity.	152

C10	Climate justice education & curriculum. Teachers and students develop K-12 curriculum with service-learning opportunities and partnerships with the City and community-based organizations for Oakland Unified School District.	129
C2	Urban farming & gardens. Increase production of locally-grown food sources and increase food access by supporting more community-based farms and gardens on vacant lots.	113
C11	Support establishment of green, community- and worker-owned cooperative businesses. Retain local wealth and build economic democracy.	112

Top Actions By District

(number of district votes in parentheses; relatively novel popular actions underlined)

D1

Complete Neighborhoods (27), Community Land Trusts (25), Affordable Housing Near Transit, Climate Justice Education (20), Public Bank, Ban Single-Use Plastics (19), Community-Owned Solar (17), Low/No-Cost Bus, Disaster Recovery Centers, Restore Creeks (16).

D2

Community Owned Solar (17), Community Land Trusts (15), Green/Worker-Owned Cooperatives, Affordable Housing Near Transit, Green Job Training and Employment, Improve Transit, Low/No-Cost Bus (14).

D3

Community Land Trusts, Public Bank, Green/Worker-Owned Cooperatives, Low/No-Cost Bus (21), Improve Transit (20), Climate Justice Education (19), Ban Single-Use Plastics (18), Community-Owned Solar (17).

D4

Public Bank (19), Divert Quality Unused Food (16), Neighborhood Disaster Preparedness, Community Land Trusts (15), Improve Transit, Low/No-Cost Bus (14).

D5

Community-Owned Solar (21), Adapt Buildings (14), Make Streets Safer, Divert Quality Unused Food (13), Green Jobs Training and Development (12).

D6

Grow/Maintain Urban Forest, Ban Single Use Plastic (18), Public Bank (16), Green Streets (14), Complete Neighborhoods (13).

D7

Low/No-Cost Bus (16), Make Streets Safer, Green Jobs and Training, Restore Creeks, Community Land Trusts, Climate Justice Education (12).

Citywide

Public Bank (53), Ban Single Use Plastic (45), Community Land Trusts (44), Make Streets Safer, Improve Public Transit (41), Green Buffer Zones (39), Urban Farming & Gardens (38 & 35), Green/Worker-Owned Cooperatives (37), Climate Justice Education (35).

Additional Comments/Actions

The CABs also featured open space for participants to offer relevant thoughts.⁴ We've highlighted several themes alongside demonstrative comments. Comments with additional + votes next to them indicate that during the workshop other participants added their votes to the comment once it was posted.⁵

Themes are highlighted in bold text. Particularly actionable comments that are additional to priorities above are underlined.

Transportation

- ★ **Commenters affirmed the need for a multi-pronged approach.**
 - All of the above! (e.g. do everything)
- ★ **Commenters seek to learn about and ensure the safety of and access to efficient alternatives to driving.**
 - Do online shopping services that deliver do it more efficiently?
 - Scooters aren't safe, but could be part of the solution if managed well.
 - More bike infrastructure (parking), separate bike routes (not just shared with cars) other programs (free bikes and or equip, e.g. helmets & locks for low income).
 - Bike lanes/bikeways do not connect - leaving gaps in what should be full networks!
- ★ **Commenters provided suggestions for avoiding displacement and other negative impacts on frontline communities, including low-income families, families of color, and small immigrant businesses.**
 - Unless transit costs are lowered and/or free then proposals to prioritize public transit in street design, car free zones, will inequitably impact poor families of color, & small immigrant businesses who lose parking in this process.
 - TOD needs a high quota of truly affordable housing (for very low income households). Too often TOD fuels gentrification.
 - During heat waves, partner with AC transit to transport vulnerable individuals free or low cost to cooling centers or parks in our city.

Adaptation and Resilience

- ★ **Commenters are concerned about houses and businesses in areas with high climate risks.**
 - Increase cost of building permits for hills, fire and flood-prone areas. (+2 votes)
 - Start now resourcing, moving housing and services out of SLR zones.
- ★ **Oakland needs disaster-preparedness in all neighborhoods and to ensure the safety of vulnerable populations.**
 - Establish an emergency center in each city council district that is supported by a microgrid.

⁴ All submissions are captured in the [ECAP Workshop Data](#) sheet.

⁵ Comments posted to the CABs were transcribed and cleared prior to subsequent workshops.

- Resilience hubs - sites that are showcases of resilience through disaster prep, sustain, and community engagement homes, neighborhood centers, etc. (+1 vote)
- Neighborhood disaster preparedness in partnership with agencies: check (yes) But, I'd be worried about what police involvement would look like.
- City-wide disaster response ignores houseless, puts them at risk.
- ★ **Commenters are interested in ways to effectively get the word out about existing and future programs and sustain effective implementation efforts.**
 - The City should hire a community organizer in each District or WCPC District to organize residents around ECAP through the 10-year implementation phase. (+1 vote)
 - There are green jobs that need to be filled NOW! How do we get in touch w/ people (young & elder) who want & need work.
 - The ECAP process must include: (a) A report/summary that has had input from the public (b) Where has the City failed to implement the last CAP (c) Special attention must be given to areas where City departments have active[ly] opposed/worked counter to the plan.

Urban Greening

- ★ **Commenters urge reclaiming and rewilding the urban landscape with attention to native plants.**
 - Green Superblocks: Block off roads, depave road, rewild and green, create community gathering spaces there (see Barcelona, Spain which has created superblocks) (+14 votes)
 - Too much landscaping uses exotic/invasive plants, use drought-resistant natives instead (+1 vote)
 - Rewild the Road: Take a block segment of road, or a cul de sac, and depave it. Turn it into community garden, permaculture design site, food forest, neighborhood gathering space, etc (+2 votes)
- ★ **Commenters highlighted the need to fully fund and streamline City Tree Services and ensure equity goals are aligned.**
 - Fully fund city support departments: Tree Services efficiency and increase accessibility to public works department (+2 votes)
 - City of Oakland Tree Services Staff are not supportive or responsive enough to community groups working to plant trees. They obstruct this goal.
 - Start by looking at what the City has actually been doing around urban forestry and equity. Plans mean nothing if they are ignored.
- ★ **Commenters want to ensure that Native American organizations in Oakland lead and benefit first from land stewardship and urban greening programs.**
 - Please partner with native orgs like IPOC and Sogorea Te Land Trust for ALL land stewardship and urban greening (as in contract hire).
- ★ **Commenters want to address the disparities in tree cover and access to open space.**
 - Plant 1 million trees in flatlands with green stewardship jobs.
 - All flatlands residents are within 1/4 mile of a greenway or park/creek
 - How will we measure what community gets access? POC, low income, non-English speaking, LGBTQIA, disabled.

Land Use/Housing

- ★ **Comments highlight issues with the idea that tiny homes are for low-income people.**

- Recycle all those shipping containers sitting at the port to build housing for low-income community.
- Will tiny house villages replace dignified low-income family housing? I'm concerned with this.
- Tiny house villages also good for seniors, with support services
- ★ **Commenters want to hold large corporate entities accountable.**
 - Tax luxury developers! (+1 additional vote)
 - Hold tech companies placing all of these electric scooters on the street responsible for storage so they don't litter our sidewalks.
 - Localized food systems, owned by community member co-ops. Industrial food chain takes money out of communities. These could help keep money IN.
- ★ **Commenters want the City to do its part to increase access to community centers, green space, and homeownership rates in the African American community.**
 - Make public lands accessible + for community needs/use public lands for public. (+2 votes)
 - Add trees and gardens wherever you can, make approval process easier. (+1 vote)
 - Connected, walkable ecological corridors (+1 vote)
 - Reparation to African American children in Oakland who were unconstitutionally denied loans to participate in wealthier development (homeownership).

Purchases & Waste

- ★ **Commenters note the need for public education.**
 - Green training for reupholstery and shoe repair, zero waste business incentives
 - Reuse + recycle is great, but how do we stress reduce first and foremost?
 - How do we encourage the community to care about green practices? (of those who don't care, or don't know, or prioritize it)
 - Composting, vermiculture, & recycling education in schools
 - Along with the compost and recycle campaign we need full disclosure about where the compost and recycle goods are taken and how they are actually used, ie. landfill in China is not ok.
 - Purchasing policy at City level. Oakland supposedly has a styrofoam ban, but does not appear to be enforced.
- ★ **Commenters feel that while buying local is often more expensive, along with repair/reuse, it should be incentivized, especially as a strategy for directing funds to frontline communities.**
 - How can we make buying local more cost accessible for people?
 - Buying from local organizations that are owned and operated by POC and women
 - Incentivize through policy and subsidies repair and reuse behavior and local businesses and organizations

Energy

- ★ **Commenters are concerned about solutions for renters.**
 - Solutions should include renters, as a renter it's hard to take action to improve my building's energy use!
 - For all efficiency, weatherization, electrification, etc. provide ways for renters to initiate projects without relying on landlords (+1 vote)
 - Concerned that landlords will [drive] up rent prices after retrofits / upgrades, especially re: earthquake retrofits -- none of upgrade cost burden should go on to tenants.
 - Holding slum lords accountable

★ **Trees first!**

- Promoting solar needs to be weighed out with tree canopy which is seen as limiting solar panel efficiency. The CA solar Shade Act gives priority to whichever thing (tree or panel) was installed first. If trees follow solar installation, they (the trees) could be subdued. Ultimately, trees can reduce every cost AND provide many other benefits, while solar panels are only singularly beneficial.

★ **Commenters want support, including technological support for behavior change.**

- Energy and water use appliances with meters so we can see our real time energy and water usage - immediate feedback helps behavior change!
- Why aren't Oakland residents auto enrolled into greener EBCE power tiers?

Community-Based Products

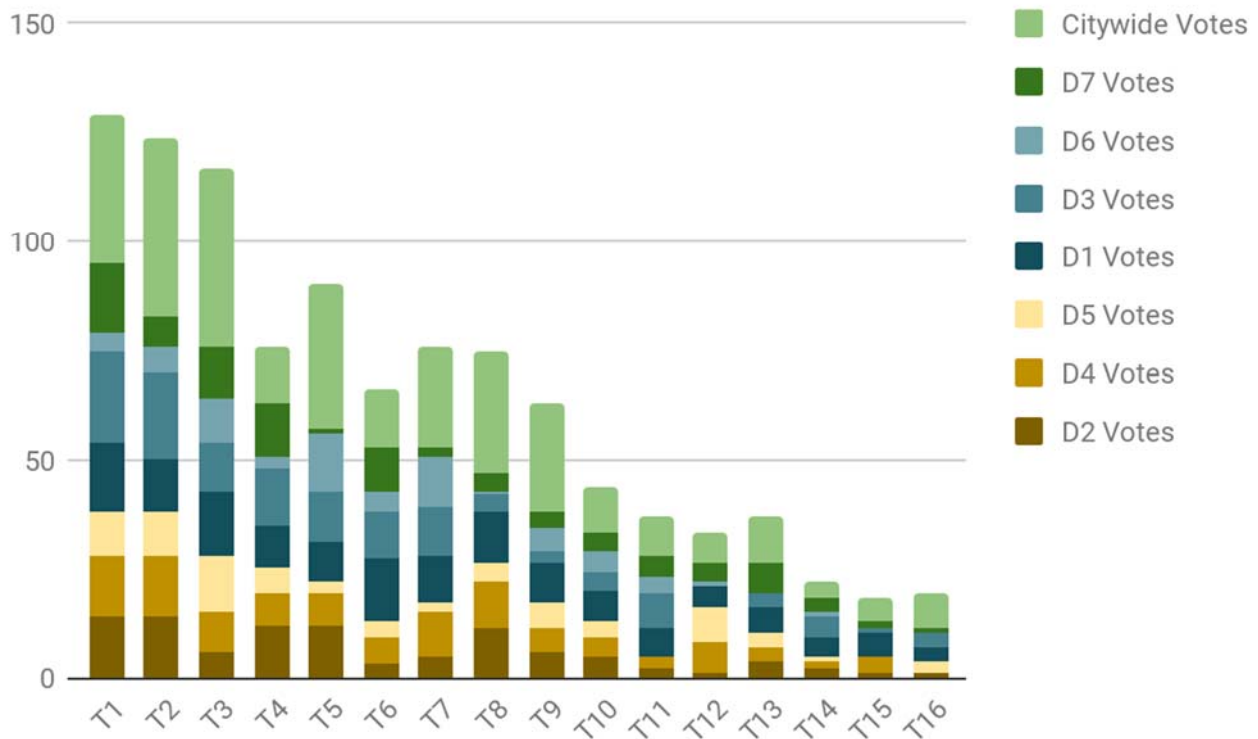
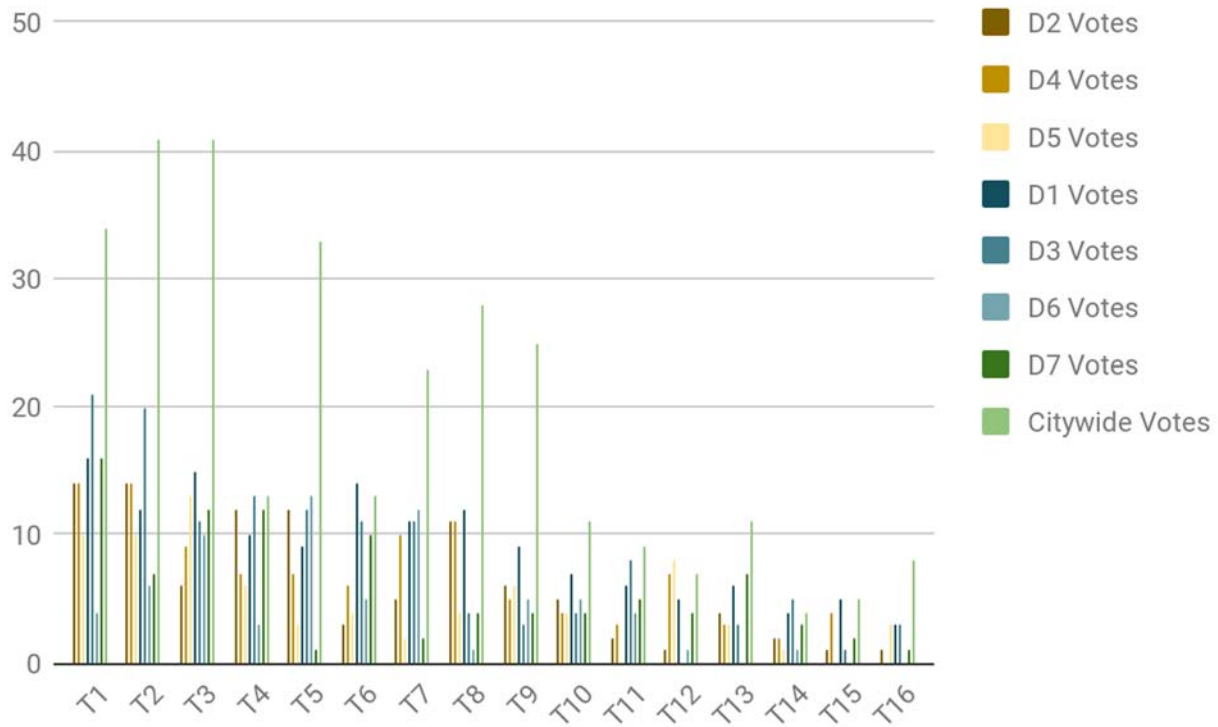
- ★ Invest in Sogorea Te Land Trust (+3 vote)
- ★ Jobs for formerly incarcerated (+1 vote)
- ★ Community incubators for eco development.
- ★ Create pathway for home owners to offer unused yard space for community gardens
- ★ Create a community gleaning program for fruits & herbs. Build local business from what is gleaned.
- ★ Give priority to citizens in economically distressed communities in Oakland.
- ★ Create more community spaces in general

Graphs of Climate Action Board Results

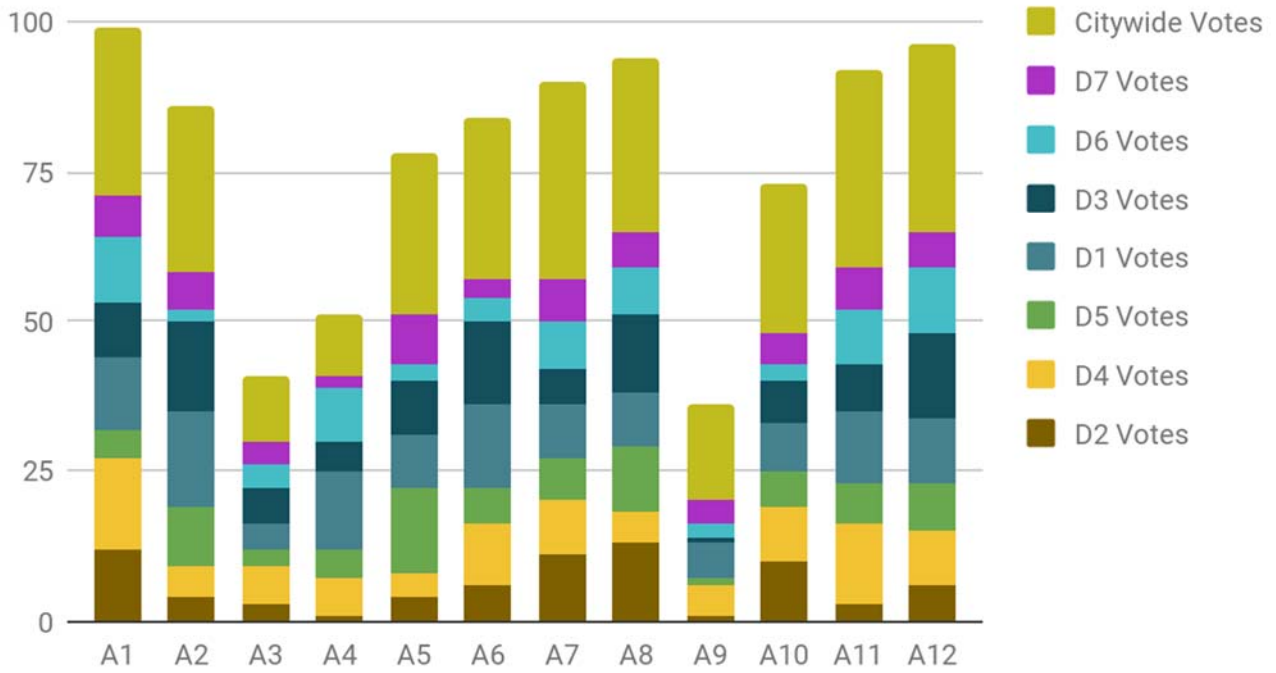
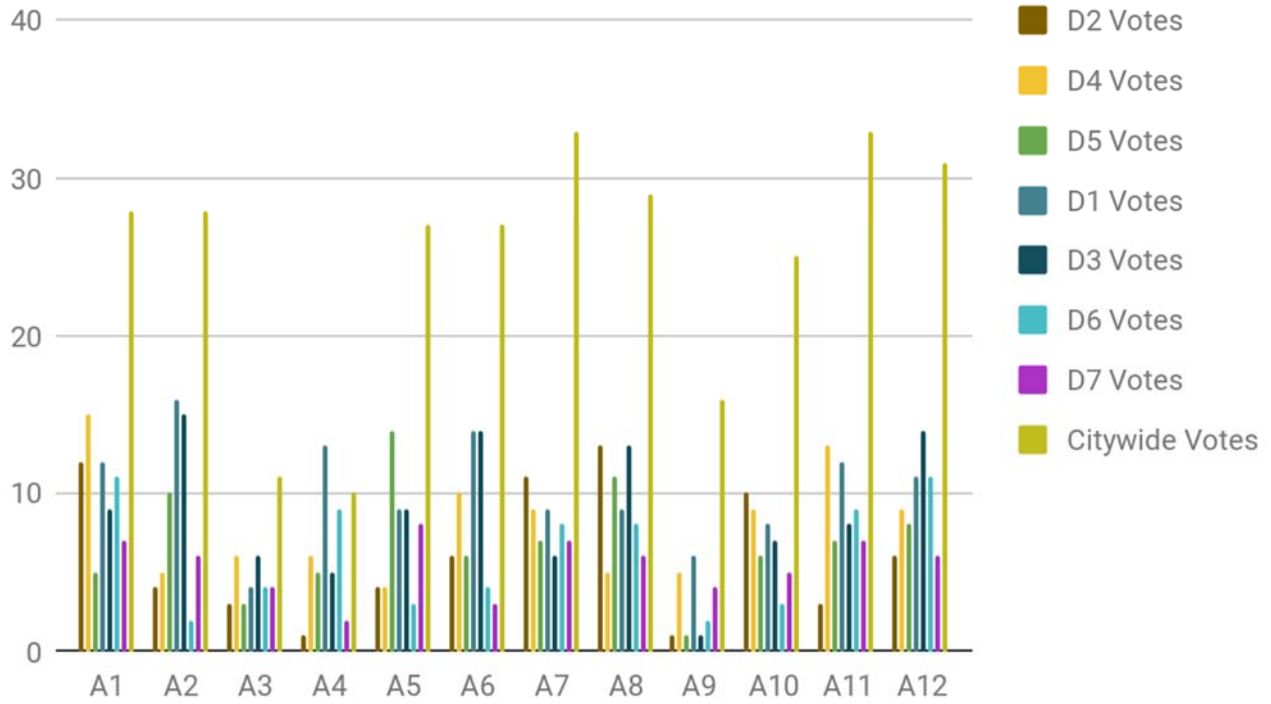
The following charts summarize the results of votes on the climate action boards. The starting letter on the X axis denotes the relevant board as follows:

- T** Transportation
- A** Adaptation, Resilience & Disaster-Preparedness
- G** Urban Greening & Forestry
- L** Land Use
- W** Purchases & Waste
- E** Energy Use in Buildings
- C** Community Projects

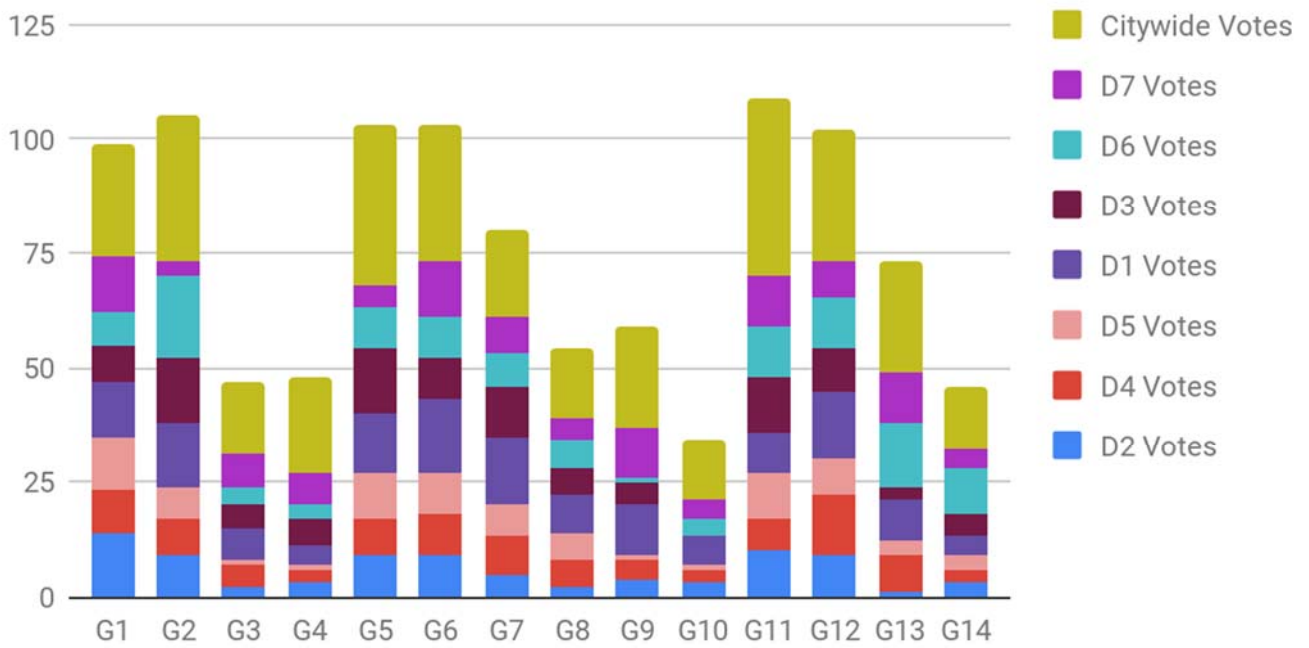
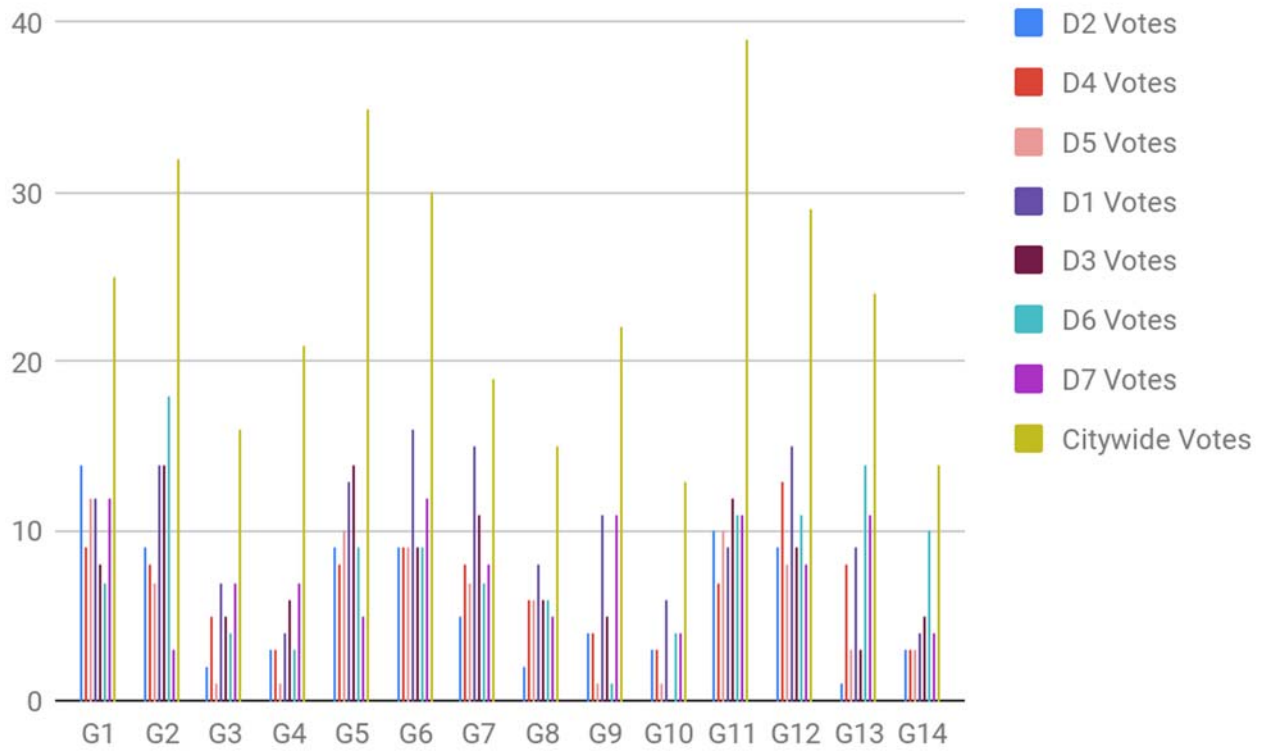
Safe and Accessible Transportation



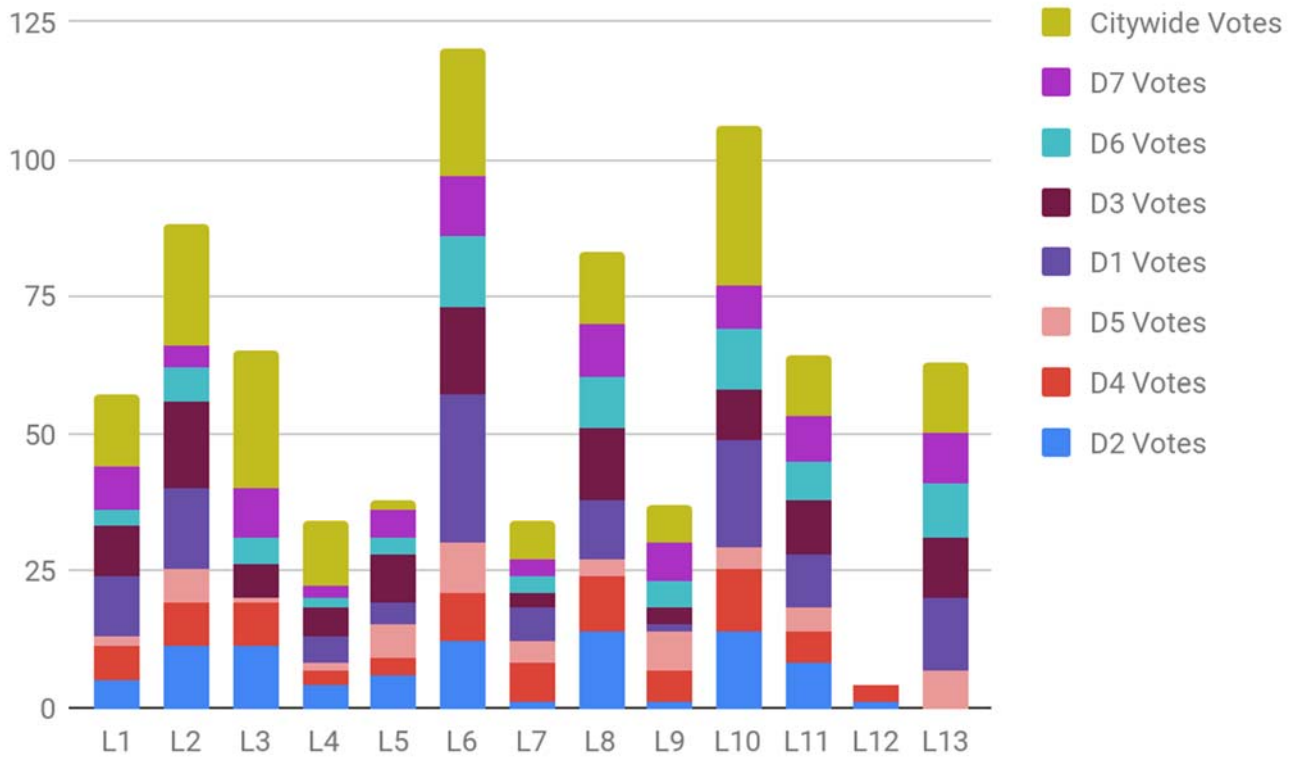
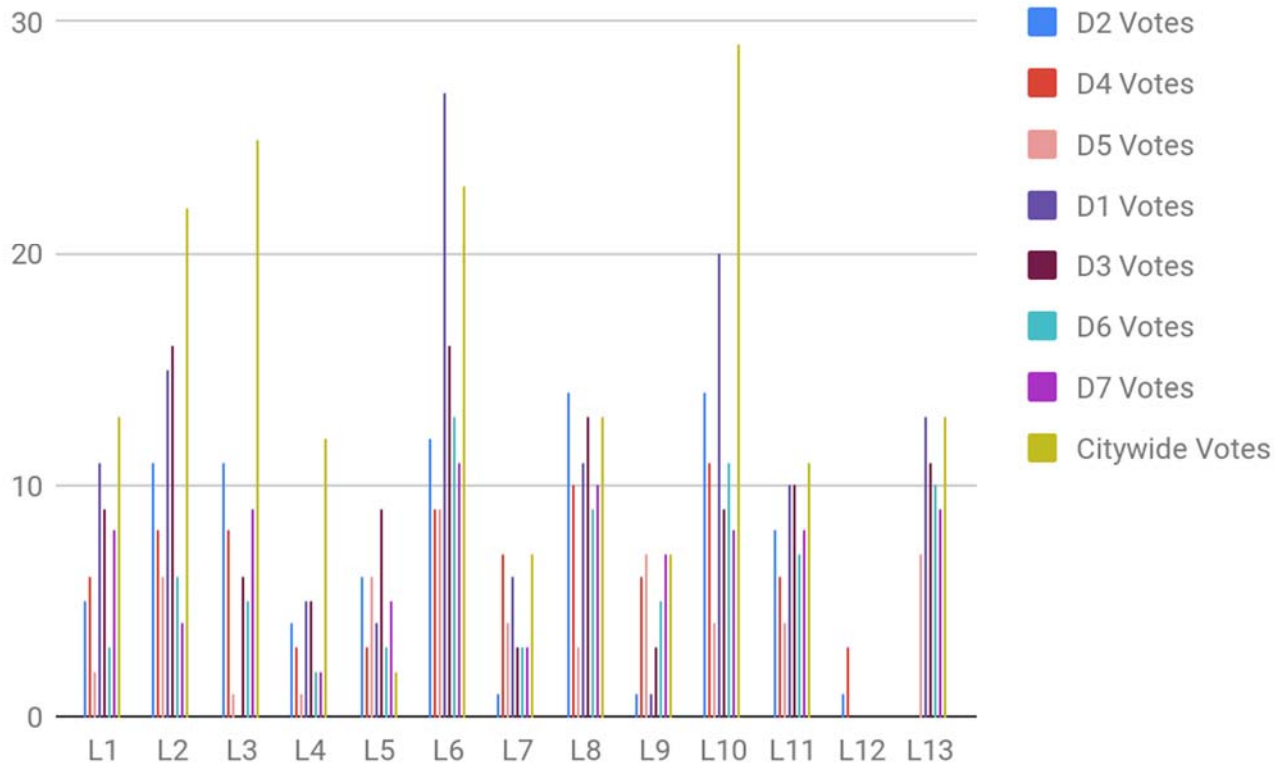
Adaptation, Resilience & Disaster Preparedness



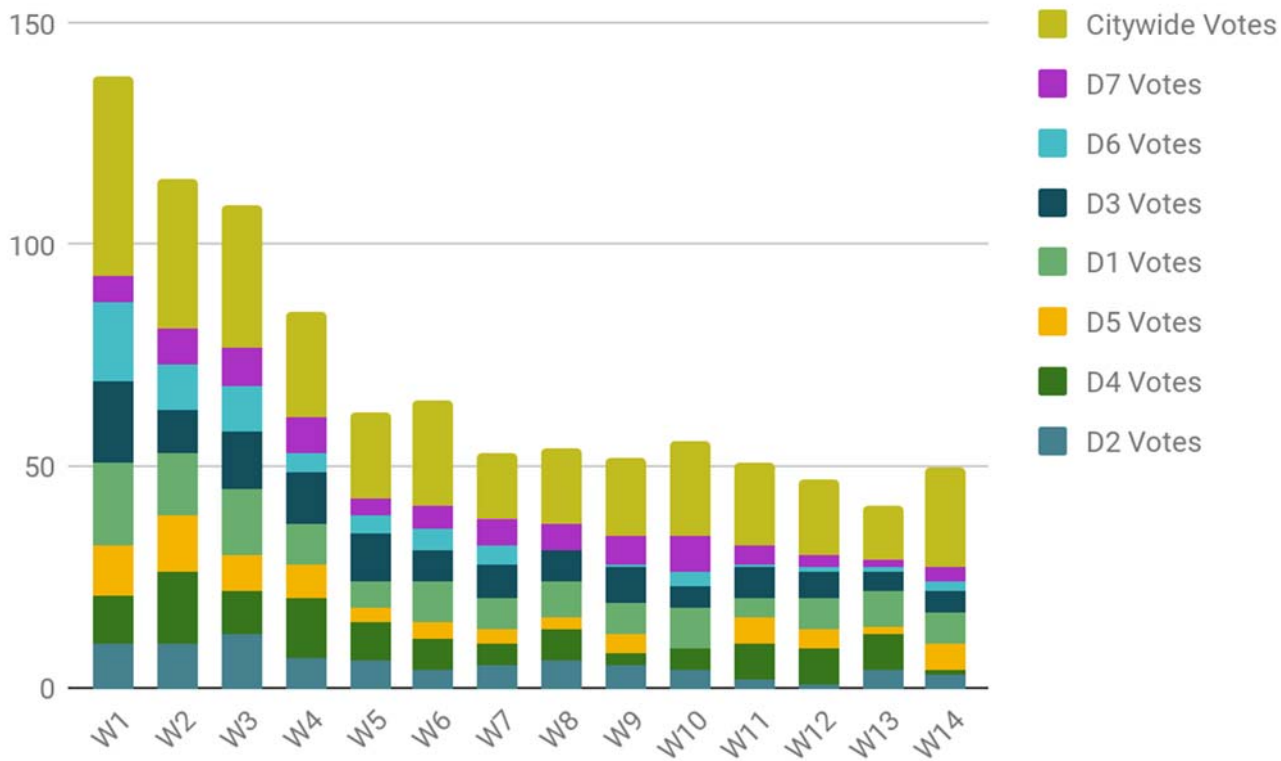
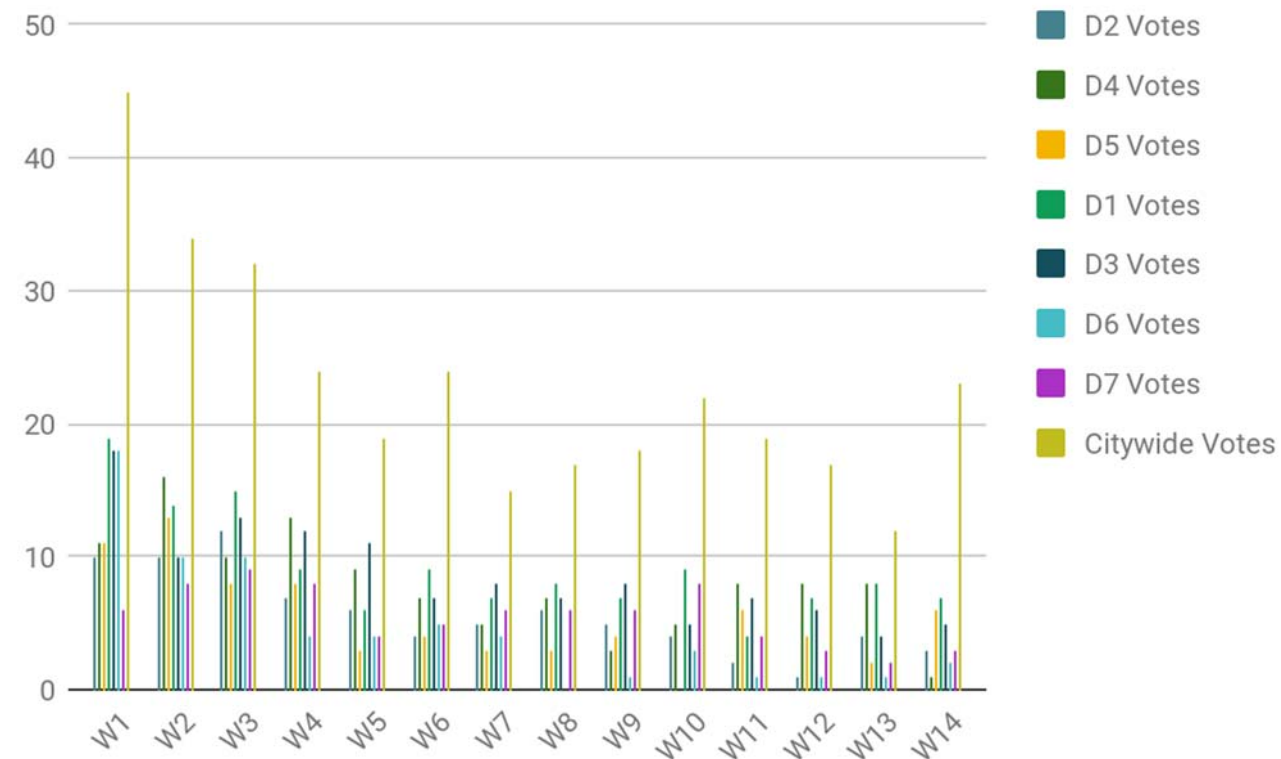
Urban Greening & Forestry



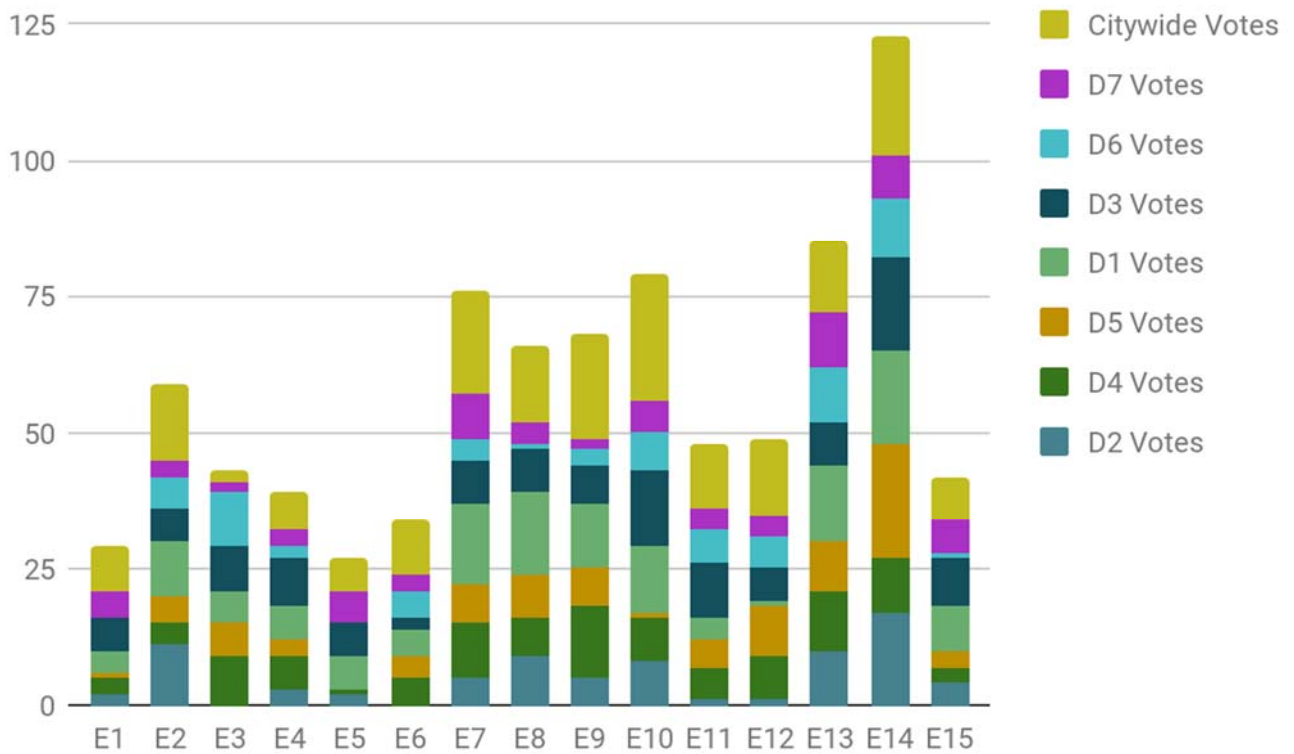
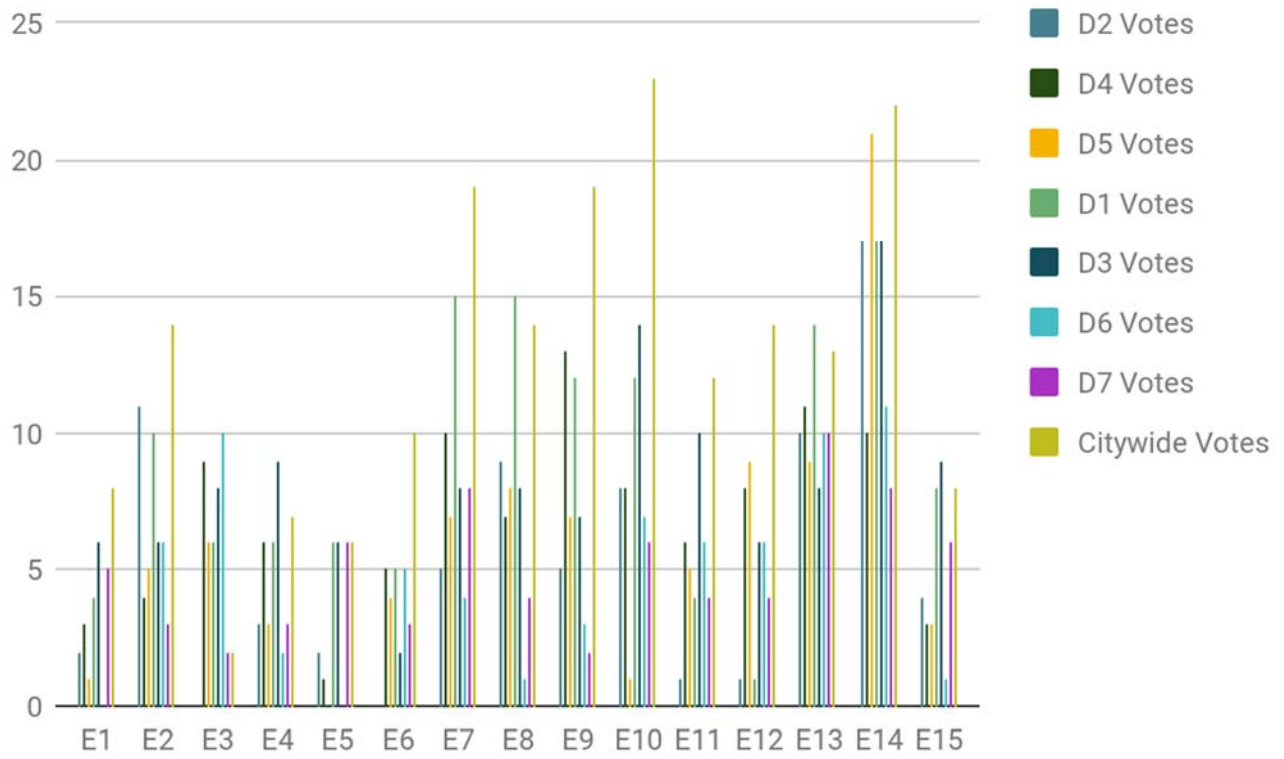
Land Use



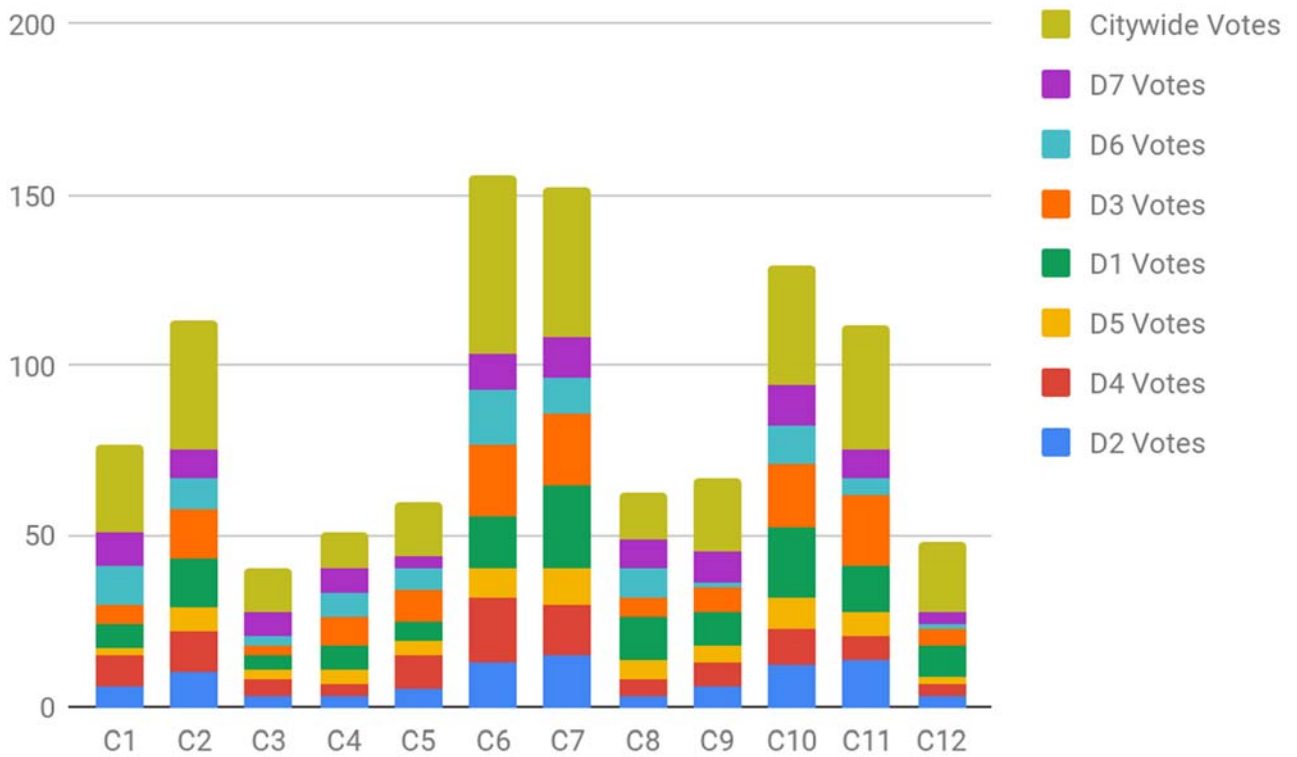
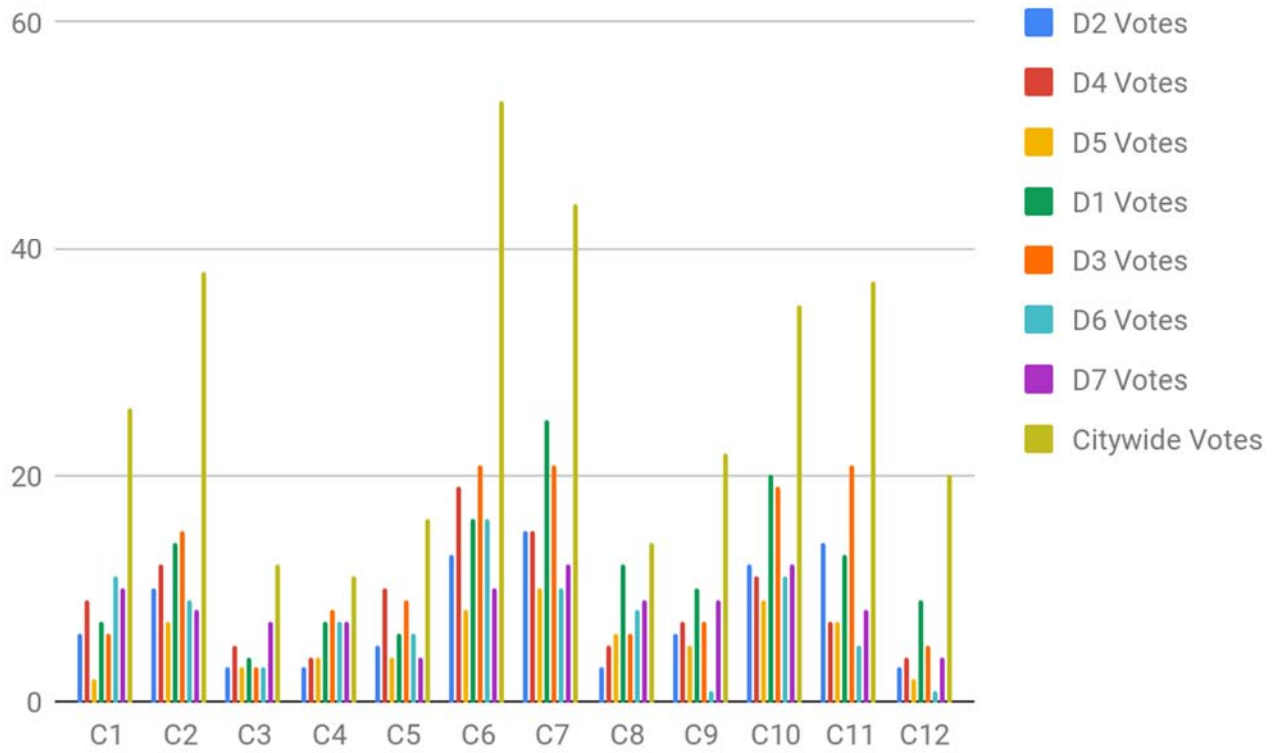
Purchases & Waste



Energy Use in Buildings



Community Projects



Vision Boards⁶

The vision boards are linked to the EF's benefits framework. For an investment to truly benefit the community it is located in, it must protect and improve existing community strengths and/or address existing community needs and concerns. We should be able to justify any action included in the ECAP for its ability to bolster the vision Oaklanders have for their community.

Excerpted highlights (color-coded by district: **D1, D2, D3, D4, D5, D6, D7, City-Wide**) are below, and particularly actionable results are underlined.

Love/Protect/Strengths

- **Maintain orgs that hold politicians accountable/educate on less-talked about policy changes**
- **Keep Coal out of Oakland (dust impacts communities of color near the Port)**
- Oakland civic process (like what we are doing in this workshop)
- **Diversity of people**
- **Folks protecting each other**
- **Sharing economy for bikes, scooters, etc**
- **Social enterprise incubators**
- **Supporting small immigrant businesses (via micro grants, chinatown, mandela coop, stores on East 14th street, black arts district, East Oakland bus district)**
- Public gathering space
- Empower communities for implementation --> grassroots funding and organizing strategy, with multiple benefits
- **Community sites, especially for linguistically isolated communities; use them for disaster prep --> linguistically and culturally appropriate**
- **Community gardens**
- **Friends of Sausal Creek**
- **Good weather**
- Knowledge and talent of residents to fix issues (potholes)
- **Oakland beauty/Oaklanders love for Oakland**
- **API elder knowledge and wisdom**
- **Folks who hold knowledge of local plants and species and how to live in right relationship to the land (e.g. Sogorea Te)**
- **Small Businesses**

Changes/Needs

- Initiatives to incentivize street clean-up, working with homeless & youth and formerly incarcerated and recovery
- More taxes on plastics/production/pollution

⁶ All vision board results are captured in the [ECAP Workshop Data](#) sheet.

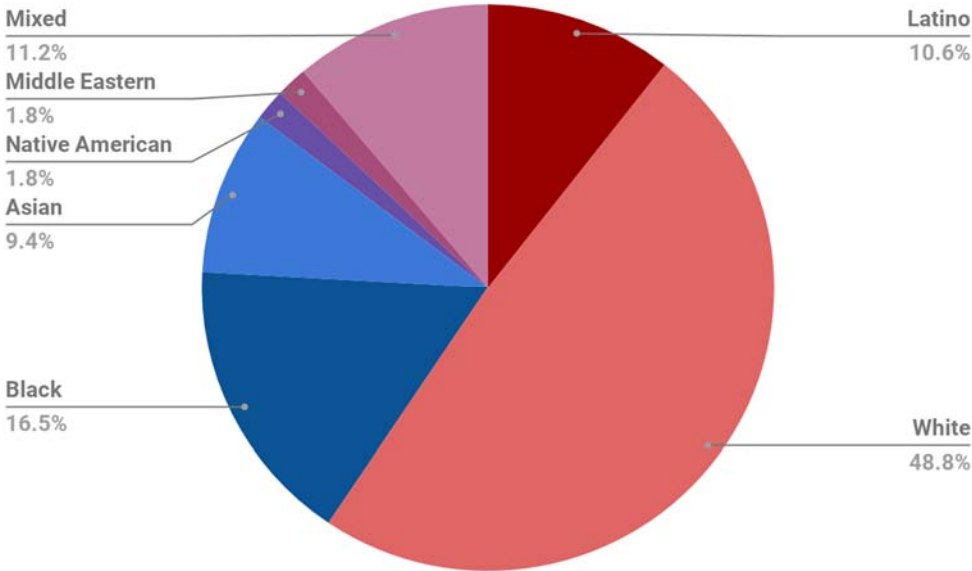
- More urban greening with transparency and follow-up -> Native trees and native plants only - > more oak trees in Oakland
- Shift rhetoric from blame/shame to visionary, positive message
- Continue to build trust in the public/city gov't communications
- Local biochar production and use for better urban farm yields
- Accessibility to bay, safer bike lane to park, bay and bay bridge
- Go back to being affordable housing/Safe secure affordable housing for all residents
- Eliminate natural gas
- Normalize non-car living --> safer streets along Fruitvale, 12th, 35th, International
- Loan/incentives pool community-owned businesses to create jobs to address climate issues -- > social enterprises
- Pipeline for youth --> Work in Oakland --> preparing and educating youth to work in climate change with an equity lens
- Turn Bay Channel along estuary into parkland to protect against SLR and flooding
- Privilege formerly incarcerated for green jobs
- Further development of parks/green lands. Access & programs for youth & elderly
- No single use products, especially plastic that cannot be recycled and end up in the waterways
- Develop high energy standards for existing buildings and more regulation and enforcement/Set up Oakland as a model of the Green New Deal
- Meat reduction - City to plant based - behavior change campaign

Turnout & Demographics

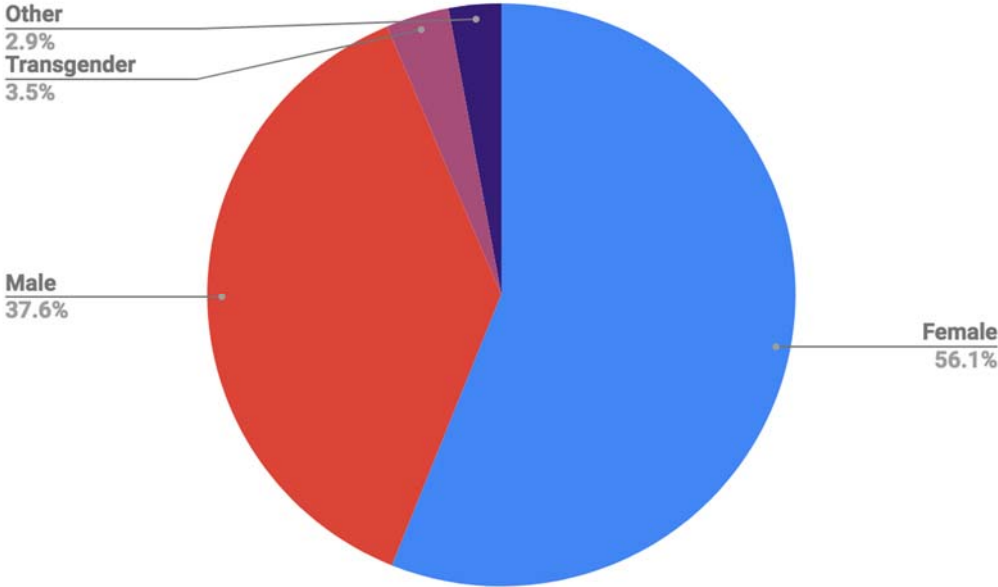
We saw a total of 375 sign-ins over the district workshops, including 91 at the Citywide meeting. That yields an average of 54 participants per City geographical district, and an average of 47 per meeting. Adjusting for individuals who signed into multiple workshops, 339 unique individuals signed into the meetings. (Notably, there are always a few individuals present at meetings who do not sign in.)

The City provided a demographic survey, which we asked participants to fill out on a voluntary basis at the sign-in table. Demographic breakdown of participants who filled out the survey is depicted in three graphs below. Demographics stats draw on responses from 160 - 170 participants, and are expected to be generally representative of our 375 total.

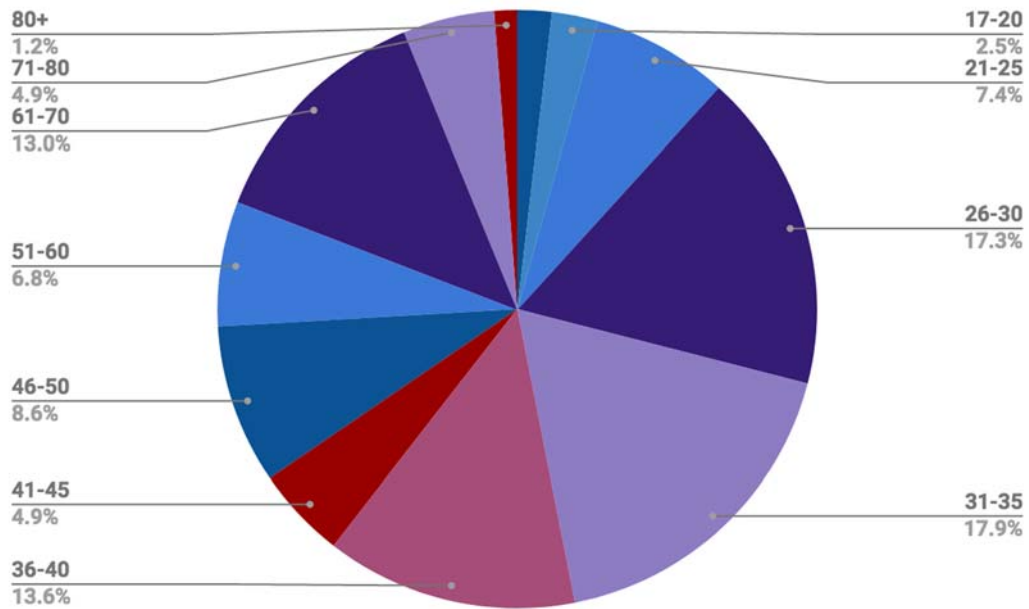
Race



Gender



Age



Regarding age, 49% of participants surveyed were between the ages of 26-40. 19% were older than 60 and 12% were 25 and under.

APPENDIX A: FULL LIST OF NUMBERED CLIMATE ACTION BOARD MEASURES

Safe, Accessible & Sustainable Transportation (T)

- T1 Low-cost or free bus fare. Transit passes or reduced fares for all.
- T2 Improve public transit. More frequent, reliable bus service, public safety at bus stops, more destinations, more amenities.
- T3 Make streets safer for pedestrians, bikes, wheelchairs, skateboards, and scooters.
- T4 Green jobs & training programs for bicycle maintenance, bike safety classes, transit operations and repairs.
- T5 Green transit. Switch to zero-emission buses.
- T6 Bundle transit passes with housing. New developments near transit offer bulk discounted transit passes to residents & workers instead of building new parking.
- T7 Electric vehicle charging stations in community-based public places and in private buildings, including affordable housing complexes.
- T8 Prioritize public transit in street design including through transit-only lanes, like Bus Rapid Transit.
- T9 Temporary and permanent “car-free zones.” Temporary zones include First Friday and car-free neighborhood festivals.
- T10 Educate residents on California’s clean vehicle discounts and rebates for purchasing electric/hybrid cars or trucks.
- T11 Employer incentives for carpooling. Require employers to support carpooling for workers.
- T12 Expand Safe Routes to School. Encourage walking and bicycling to school
- T13 Bike Sheds Small bike centers to provide bike maintenance and education to community.
- T14 Support and incentivize electric car share programs.
- T15 Van pooling. Mini-buses to take up less space on the road & pick up people who aren’t on bus routes.
- T16 Increase community bike share programs.

Adaptation, Resilience & Disaster-Preparedness (A)

- A1 Neighborhood disaster preparedness. Support and expand City and community-led programs that train volunteers, identify vulnerable populations and develop emergency plans, in partnership with emergency response agencies.
- A2 Disaster recovery centers. Open air-conditioned and filtered public buildings to provide relief and support residents’ needs during extreme heat, fires and disasters. Provide free shuttles for houseless & transit-dependent residents.
- A3 Early warning system for disasters providing warnings in multiple languages, through multiple culturally or economically appropriate and accessible information streams.
- A4 Support residents to protect their homes from wildfires, including brush reduction, healthy forest management, and education on safety plans for wildfire prevention.
- A5 Adapt buildings to climate events, including raising existing structures above flood level and financial assistance programs to protect and repair flood-damaged homes.
- A6 Storm water and sewer infrastructure improvements. Integrate projections for future sea level rise

and precipitation into new and existing infrastructure.

- A7 Creeks and wetlands restoration. Address threat of flooding from sea level rise and intense weather.
- A8 Reduce exposure to local toxic air contaminants, including through green buffer zones and cleaning up toxic polluting facilities.
- A9 Support commercial kitchens in underserved areas to stimulate local food microenterprises
- A10 Support for urban agriculture in vacant lots, underserved areas to stimulate local food microenterprises
- A11 Urban forestry to reduce local heat spikes.
- A12 Green jobs training & employment programs to train and employ low-income residents and youth
in climate resilience and disaster preparedness sectors and support local entrepreneurs.

Urban Greening & Forestry (G)

- G1 Green Jobs Training & Development in urban forestry, tree planting & maintenance, ecosystem restoration, installation of greywater systems and rainwater catchment.
- G2 Grow and maintain urban forest, with a focus on reducing urban heat islands by increasing tree cover.
- G3 Support for tree planting on private properties & vacant lots. City support and education for community-based tree planting.
- G4 Living roofs to keep buildings cooler in summer and warmer in winter.
- G5 Urban farming & gardens. Increase local food production and food access by supporting more community farms and gardens on public land, vacant lots and schools.
- G6 Restore creeks. Reduce flood risks from sea level rise and create walking / biking paths & habitat by surfacing and restoring neighborhood creeks.
- G7 Wetlands restoration. Create habitat for and restore eel grass and other aquatic plants to take carbon out of the air.
- G8 Healthy Soils. Improve soils through composting.
- G9 Enhance and or expand neighborhood parks
- G10 Seed libraries. Expand seed libraries across Oakland and grow community awareness & practice.
- G11 Green Buffer Zones to prioritize tree planting and vegetation near schools and residential areas adjacent to freeways, truck routes and other pollution sources to protect community health.
- G12 Permeable Concrete, Bioswales & Rain Gardens. Reduce toxic runoff to the Bay by switching out concrete for permeable materials and adding bioswales and rain gardens in parking lots & street medians.
- G13 Green Streets. Street beautification and safety improvements including vegetated traffic circles, curb cuts, and street trees
- G14 Priority Conservation Areas. Apply for additional public funding from regional agencies to support
community-based urban greening projects.

Land Use (L)

- L1 Encourage construction of Accessory Dwelling Units to increase density, boost income for low-income homeowners, and increase available affordable rental units.
- L2 Build ecologically sustainable tiny house villages to support housing needs of houseless residents
and curbside communities.
- L3 Protect existing affordable housing stock and strengthen tenants' rights.
- L4 Increase the in-lieu fee for Inclusionary Zoning to ensure affordable housing development in high-opportunity areas, decreasing commute times.

- L5 Strengthen protections for tenants and local businesses to prevent them from displacement after natural disasters.
- L6 Ensure “complete neighborhoods” so that needed daily services are accessible without a car, including green pathways and alleyways and safe streets and sidewalks for active mobility.
- L7 Property tax incentives for conserving or preserving open space lands enforceably restricted to public recreation, scenic beauty, conservation of natural resources, or food production.
- L8 Green jobs training, employment & support for entrepreneurs. Programs to train and employ low-income residents and youth in green architecture, construction, and landscaping.
- L9 Increase community safety at key locations including bus stops and open spaces, e.g., by enhancing civic collaboration, and improving lighting.
- L10 Increase and ensure affordable housing near transit and in new transit-oriented development.
- L11 Increase supported multifamily housing for houseless youth, veterans, and other at-risk Populations.
- L12 ~~Close the rent stabilization loophole for owner-occupied 2-3 unit buildings.⁷~~
- L13 Reduce air pollution from local industrial facilities adjacent to residential neighborhoods and Schools.

Purchases & Waste (W)

- W1 Municipal ban on single-use plastics such as packaging and flatware.
- W2 Divert quality unused food from restaurants and grocery stores in Oakland to food banks and pantries for people in need.
- W3 Green jobs training for development of local businesses that repair & upcycle goods.
- W4 Establish a municipal reuse center with curbside pick up of slightly damaged clothes, electronic devices, toys, and footwear to be repaired and made available at little or no-cost to people in need.
- W5 Support or host free classes on repairing damaged goods and clothing and upcycling techniques including sewing and woodwork.
- W6 Tool lending library: Expand to additional branches to support repair rather than disposal.
- W7 Clean, green neighborhood recycling centers with union-standard or co-op jobs.
- W8 Exchange of recyclable goods for bus fare or other climate-friendly public services.
- W9 Buy local campaign highlighting locally grown or crafted purchasing alternatives
- W10 Tax incentives for small retailers who sell products in bulk or on tap (food and liquids).
- W11 Green life-cycle campaigns to increase awareness about shifting away from fossil-fuel based products.
- W12 Increase enforcement of programs to divert food scraps from restaurants and grocery stores for local use as compost and soil building.
- W13 Compost & recycle public information campaign on use of Oakland’s composting and recycling services.
- W14 Compost & recycling bins for schools and businesses.

Energy Use in Buildings (E)

- E1 Home & building energy audits programs to review energy efficiency needs to save energy and reduce bills.
- E2 Energy efficiency for renters. Landlords and tenants equitably share benefits of energy efficiency.
- E3 Solar installation rebates for homeowners and renters.

⁷ We removed L12 from the Land Use CAB after City Council voted to close the loophole. It was present for only Districts 2 and 4, garnering 4 votes total.

- E4 Revolving loan fund for low-interest loans for building insulation upgrades & electrification for low-income homeowners.
- E5 Educate residents about no upfront-cost financing for energy improvements. Pay over time via property tax or via bill statements.
- E6 Reduce energy & water usage in buildings through low-flow toilets and energy efficiency behavior change campaigns.
- E7 Low cost/free weatherization programs providing caulking, air sealing and insulation to reduce energy costs and improve indoor air quality.
- E8 Mandatory retrofits or upgrades on resale or change in occupancy for larger commercial and industrial buildings.
- E9 Building electrification. Retrofits to replace natural gas space and water heaters with electric appliances.
- E10 Update Building Code. New buildings must be all-electric. Retrofits should support future electrification.
- E11 Move more buildings to carbon-free electricity through East Bay Community Energy.
- E12 Require energy-intensive businesses to opt up to 100% carbon free or renewable energy.
- E13 Green Jobs Training & Employment Program. Programs to train and employ low-income residents and youth in energy efficiency & solar jobs.
- E14 Community-owned solar that allows renters and neighbors to financially benefit from shared solar energy installations.
- E15 Business-oriented efficiency and renewables program to help small and local businesses to save money, be cleaner and more efficient.

Community-Based Projects (C)

- C1 Tree planting on private properties & vacant lots. Community-based tree planting campaigns.
- C2 Urban farming & gardens. Grow local food production and food access by supporting more community-based farms and gardens on vacant lots.
- C3 Support commercial kitchens in underserved areas to stimulate local food microenterprises.
- C4 Establish neighborhood-level communication networks to inform residents of the location and directions to the nearest disaster recovery center and coordinate transportation to these centers for limited-mobility residents.
- C5 Set up community swaps or “free stores” where residents can trade items or simply take what they need.
- C6 Support a public bank to divest public money from fossil fuels and enable local financing of local sustainable economic development projects promoting climate action and creating local benefits.
- C7 Support community land trusts for permanently affordable housing, local businesses, growing food, and supporting biological and cultural diversity.
- C8 Community Bill of Rights establishing the right to clean water, clean air, and sustainable energy and preventing new projects that contribute to climate change.