



Oakland Fire Department



Vegetation Management Unit

Wildfire Prevention

Town Hall

2023

Chief Dr. Reginald D. Freeman

Fire Marshal Felicia Wanzo-Bryant

Fire Inspector Supervisor (VMU) Adam Ball



Oakland Fire Prevention Bureau



Prepare



Plan



Protect




One team of multiple stakeholders collaboratively working to keep the city and community safe!

////////////////////////////////////

Maintain an effective 30-foot defensible space by removing and clearing away flammable vegetation and combustible growth from structures.”(OMC 4907.4)

- Ground fuels such as grass, small shrubs, and dead leaves or branches should be cut or removed.
- Create horizontal separation between individual plants.
- It is not required for residents to maintain vegetation outside of their property lines.




Provide street address numbers that are minimum 4 inches in height, legible, contrasting color and visible from roadway in front of property. (CFC 505.1)

- Address numbers shall be large enough to see from the street and shall be in a visible area.
- Prune any vegetation away from the address numbers if necessary.




Maintain a 10-ft minimum roadside and driveway clearance on both sides. (OMC 4907.5.2)

- Vegetation growing along the roadside or driveway should be pruned back at least 10 feet
- Trim any limbs overhanging roadsides or driveways to at least 13 feet and 6 inches.



////////////////////
Maintain a 10-ft minimum roadside
and driveway clearance on both sides.
(OMC 4907.5.2)

- Pruning vegetation along roadsides improves vehicle access and lowers possibility of spreading fires from vehicles.
- 'Right of Way' and easement roads, fire trails, or walking paths are not city owned property.
- Responsibility of adjacent property owner per California Streets & Highway Code



“Tree crowns extending to within 10 feet of any structure shall be pruned to maintain a minimum horizontal clearance of 10 feet.” (OMC 4907.5.1.1)

- The Fire Code does NOT enforce removal of standing trees, dead or alive.
- Please prune branches making contact with a structure, overhanging a roof, or growing under eaves.



“Deadwood and litter shall be regularly removed from trees.”
(OMC 4907.5.1.4)


Locate and remove dead branches and/or leaves from trees. Certain plant species, such as eucalyptus or juniper, are known to shed combustible material often.



Accumulations of combustible or flammable waste or rubbish not permitted to remain on parcel

(CFC 304.1.1)

- Collections of flammable materials, such as boxes, construction materials and lumber should be removed from the premises.
- Densities of materials could increase the fuel load in a manner that increases the heat produced or pose hazardous chemical reactions.






Cut vegetation and refuse. (OMC 4907.5.4)

- Remove and/or safely dispose of all cut vegetation and hazardous refuse.
- Cut grass may be left on the slope to protect the soil if it lays down within three (3) inches (76 mm) of the ground.
- Cut vegetation may be chipped or mulched and left on the slope up to a depth of 12 inches (30 mm).



////////////////////
Maintain all hazardous vegetation
located within ten feet of any
combustible fence. (OMC 4907.5.3)

- Remove any dead vegetation and/or living ground fuels away from combustible fences.
- Do not store firewood against a fence. Prune tree branches and brush away from fences.



4907.5 Additional Defensible Space (OMC 4907.5)

Maintain additional effective defensible space by removing brush, flammable vegetation and other combustible growth located 30 feet to 100 feet from such buildings or structures, when required by the Fire Code Official due to steepness of terrain or other conditions that would cause a defensible space of only 30 feet to be insufficient.



Ornamental Vegetation and Landscaping


- Landscaped vegetation like this is OK provided that is not allowed to grow feral.
- Check for excessive weed growth or a density of fuel that could create a dangerous situation.



Bad, needs pruning



OK, allowable



Ornamental vegetation growing against a house is okay provided it is maintained

Ornamental Vegetation and Landscaping

- These examples show proper maintenance





Maintained ground ivy should not be cited. Ivy that is crawling up structures and trees should be cited. Recommend prune ivy to create rings around trees and away from structures.



Ornamental ivy should be pruned and appropriately maintained. It should not be growing so as to connect structures to other vegetation, such as trees.



Annual Vegetation Inspection Process

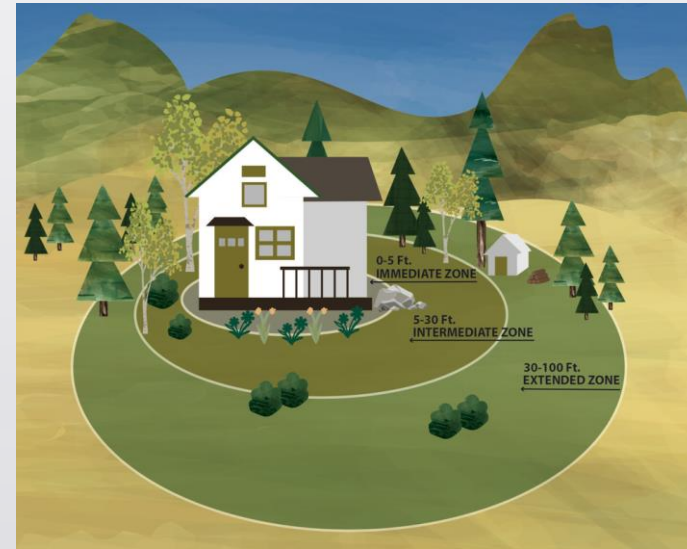


Annual Vegetation Inspection Process

- Who?
 - Inspects
 - Firefighters (Red trucks, engines, or patrol vehicles, blue uniforms, badges, radios, tablets for inspections.)
 - Fire Inspectors (Small white cars or trucks, white or blue shirt uniforms, badges, radios, tablets or phones for inspections.)
 - Battalion Chiefs (Uniformed utility vehicle, uniformed, badge, tablet, radio)
 - Gets inspected
 - All private and public parcels (not addresses) within designated Very High Fire Severity Zone

Annual Vegetation Inspection Process

- What?
 - Defensible space areas from overgrowth of vegetation around homes, structures, and along roadsides.



Annual Vegetation Inspection Process

- When?
 - Annually from May until all inspections are completed or “fire season” called off by State due to weather.
 - Overgrown vegetation complaints during designated “fire season”.



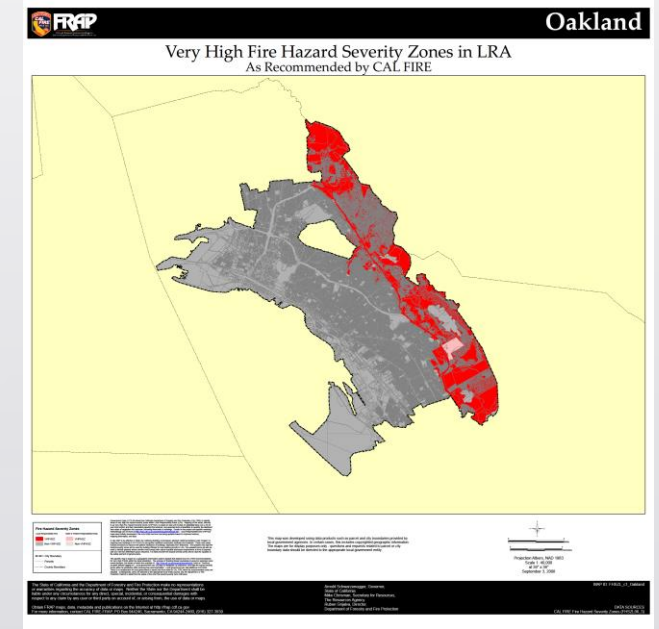
Annual Vegetation Inspection Process

- Why?
 - As an attempt to keep wildfire from spreading throughout designated hazard area also know as Wildland/Urban Interface.



Annual Vegetation Inspection Process

- Where?
 - We inspect all properties in the state designated Very High Fire Severity Zone and defined areas by the Oakland Municipal Code



So, your property was marked compliant?



So, your property was marked compliant?

- Door Hanger



So, your property was marked compliant?

- Inspection example

Fire-Photos-Vegetation Annual-Compliant-FDV22-23043-029 107300300 - 35TH AVE-20220613142730-19111510 Mon, 13 Jun 2022 - 02:27 PM



1 Picture of Front (A side) of property

STATUS : Yes

COMMENT : INSPECTOR COMMENT

LOCATION: N/A

CPC REFERENCE: Photos of Front, Left, Rear and Right sides of property are not necessarily indicative of violations. They should be used as a frame of reference to help identify areas of non-compliance from the perspective of the inspector.

FDV22-23043-20220613142705_1 - Mon, 13 Jun 2022 - 02:27 PM	FDV22-23043-20220613142706_2 - Mon, 13 Jun 2022 - 02:27 PM
	

Page 1 of 3

So, your property was marked compliant?



	<p>Oakland Fire Department, Fire Prevention Bureau 250 Frank H. Ogawa Plaza, Ste. 3341 Oakland, CA 94612-2032</p>	
<p>CERTIFICATE OF COMPLIANCE</p>		
<p>Report generated on: 7/19/2019</p>		<p>Facility / Site Location</p>
<p>[REDACTED ADDRESS]</p>		<p>[REDACTED ADDRESS] OAKLAND CA 94611</p>
<p>We have inspected your property for Vegetation Management compliance at: [REDACTED] on 7/19/2019</p>		
<p>It has been determined that your property is Compliant at the time of inspection with the City of Oakland's Municipal Code and Chapter 49 of the 2016 California Fire Code for defensible space requirements.</p>		
<p>Thank you for your cooperation in providing a fire safe environment for yourself and the Oakland community.</p>		
<p>Please visit https://aca.accela.com/oakland and register for access to inspection information.</p>		
<p>Register for a Fire ACA (Accela Citizen Access) account to obtain detailed information to your Fire inspection records. The registration provides transparent access to all your Fire records. See scheduled inspections, inspection results and photos taken during the inspections. You can also access and save/print inspection letters. Please visit https://aca.accela.com/oakland to register.</p>		
<p>Questions about inspections can be directed to wildfireprevention@oaklandca.gov or 510-238-7388. Questions about ACA registration can be directed to fireacasupport@oaklandca.gov</p>		
<p>Sincerely,</p>		
<p>Oakland Fire Department Office of the Fire Marshal</p>		
<p>APN: [REDACTED] Inspector Name: [REDACTED] Inspection Reference #: [REDACTED]</p>		



So, your property was marked compliant?

- Congratulations and thank you! Your efforts are helping to keep Oakland and your immediate neighborhood safer from the potential spread of wildfires.

////////////////////////////////////

Your property was marked non-compliant.



Your property was marked non-compliant.

- Door Hanger



Your property was marked non-compliant.

- Inspection example

Fire Photos/Vegetation Re-Inspection-Non-Compliant-FDV22-21619-048 687000000 - BARCELONA ST-20220907153632-19192269 Wed, 07 Sep 2022 - 03:36 PM

30. Maintain a 30-ft fuel reduction zone around all buildings and neighboring structures; more may be required due to steepness of terrain. (CFC 4907.2)

STATUS : Non-Compliant


COMMENTS : INSPECTOR COMMENT: Maintain 30-ft fuel reduction zone around all structures

Structure being inspected:
Firewood storage


LOCATION: When being the front of the property the violation is on the front, Rear Left, Right of the property

CFC REFERENCE: (Exception: Single specimens of trees, unseasoned shrubbery or similar plants used as ground covers, provided that they do not form a screen of rapidly resprouting live from the same growth to any structure)

FDV22-21619-20220907153509_1 - (CFC 4907.2) Wed, 07 Sep 2022 - 03:35 PM





FDV22-21619-20220907153516_2 - (CFC 4907.2) Wed, 07 Sep 2022 - 03:35 PM



Page 2 of 4

Your property was marked non-compliant.

 CITY OF OAKLAND	Oakland Fire Department, Fire Prevention Bureau 250 Frank H. Ogawa Plaza, Ste. 3341 Oakland, CA 94612-2032	
INSPECTION REPORT		
Date: 6/24/2019	Facility / Site Location	
[REDACTED] OAKLAND CA, 94602-3518	[REDACTED] OAKLAND CA 94619 STA [REDACTED]	
<p>On 6/24/2019 your property was inspected and found to be Non-Compliant with the Oakland Fire Code. Items marked 'unsatisfactory' below should be corrected immediately. A re-inspection of your property will be conducted no sooner than 30 days from the original inspection date. If there are violations found during the re-inspection, you will be charged an inspection fee as permitted in the current City of Oakland Master Fee Schedule. The City may also begin contract abatement proceedings. All expenses incurred by the City to perform abatement activities will be billed to the owner of record.</p>		
DESCRIPTION OF VIOLATION(S)		
Maintain a 30-ft fuel reduction zone around all buildings and neighboring structures; more may be required due to steepness of terrain. (CFC 4907.2)		
Comment: Location: When facing the front of the property, the violation is on the Left, Rear of the property.		
Please provide defensible space. Remove all non-ornamental (dead/dying) vegetation.		
Maintain a 10-ft minimum roadside clearance; additional may be required (CFC 4907.3.2)		
Comment: Location: When facing the front of the property, the violation is on the Front, Right of the property.		
Please provide roadside clearance to 10 feet horizontal and 15 feet verticle to allow for fire department apparatus to have clearance vertically and to reduce fuel load near the roadway.		
Maintain 10-ft of horizontal clearance for all trees from any structure. (CFC 4907.3.1.1)		
Comment: Location: When facing the front of the property, the violation is on the Front, Right of the property.		
Please cut back trees to have 10' of clearance from all sides of structure that are not ornamental (dead/dying)		
Maintain trees adjacent to or overhanging any structure. Keep free of fallen and/or broken branches or other dead/dying vegetation. (CFC 4907.3.1.4)		
Comment: Location: When facing the front of the property, the violation is on the Front, Right of the property.		
Remove all dead limbs from trees overhanging structure on all sides of home.		
Remove dead/dying vegetation from property. (CFC 4907.1)		

Comment: Location: When facing the front of the property, the violation is on the Left, Rear of the property.

Cut down and remove dead/dying vegetation on property)

Weeds, grass, vines or other growth that is capable of being ignited and endangering property, shall be cut down and removed by the owner or occupant of the premises. (CFC 304.1.2)

Comment: Location: When facing the front of the property, the violation is on the Front, Right of the property.

Weeds, grass, vines or other growth that is capable of being ignited and endangering property, shall be cut down and removed by the owner or occupant of the premises.

A re-inspection of your property will be conducted on or after 8/2/2019.
Should you have any questions, please call the Oakland Fire Department, Vegetation Management Unit at (510) 238-7388.

Questions about inspections can be directed to wildfireprevention@oaklandca.gov or 510-238-7388. Questions about registration can be directed to fireacasupport@oaklandca.gov.

Sincerely,

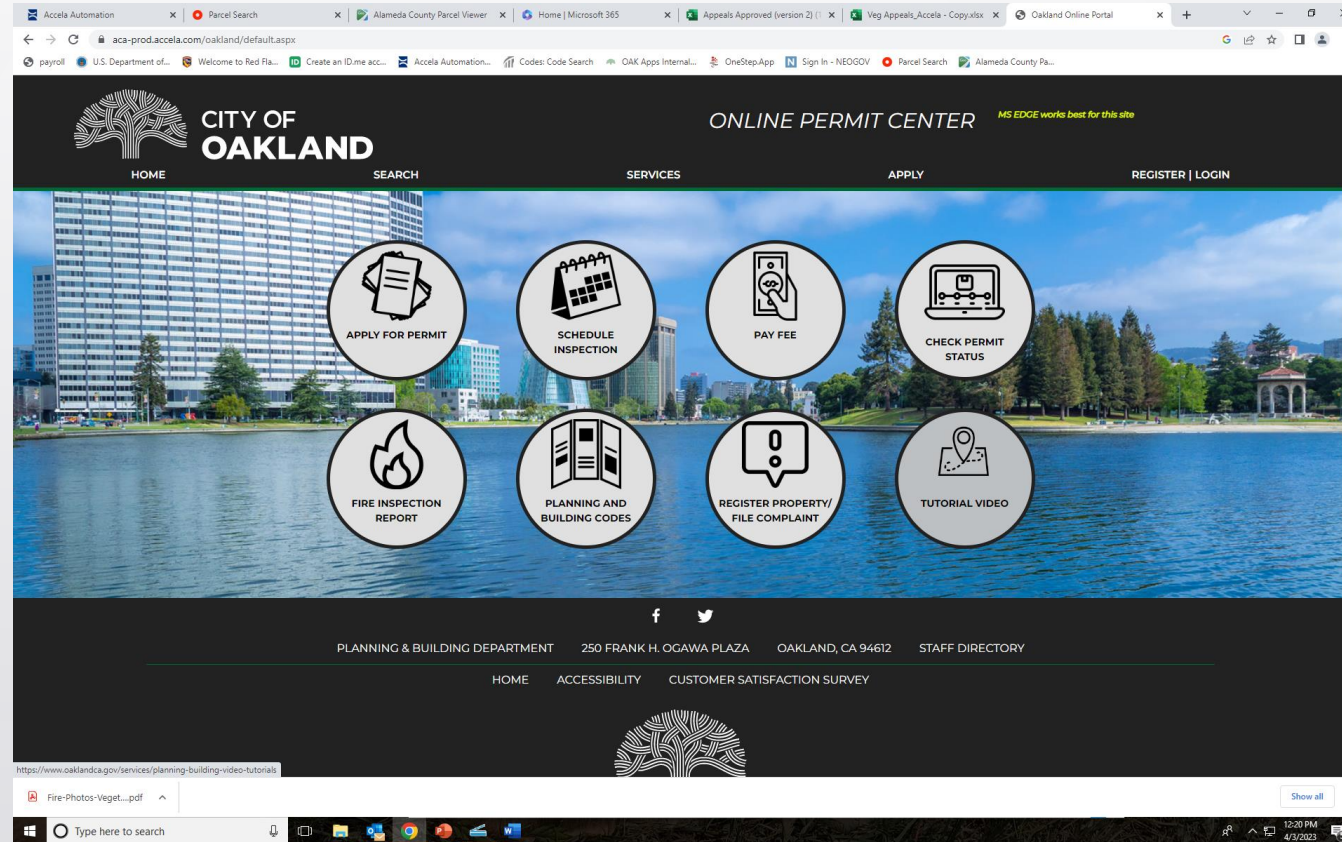
Oakland Fire Department
Office of the Fire Marshal

APN: [REDACTED]
Inspector Name: [REDACTED]
Inspection Reference #: [REDACTED]
Record #: [REDACTED]

In accordance with the California Fire Code Section 104.5 you are hereby ordered to correct all violations marked Non-Compliant immediately upon receipt of this notice. Failure to comply with this lawful order may result in additional enforcement action, plus additional fees and civil penalties. An inspection fee will be invoiced for re-inspections in accordance with the City's Master Fee Schedule. City of Oakland invoices not paid within the specified time given will be forwarded to collections for action up to and including judgement for collections and/or property liens.

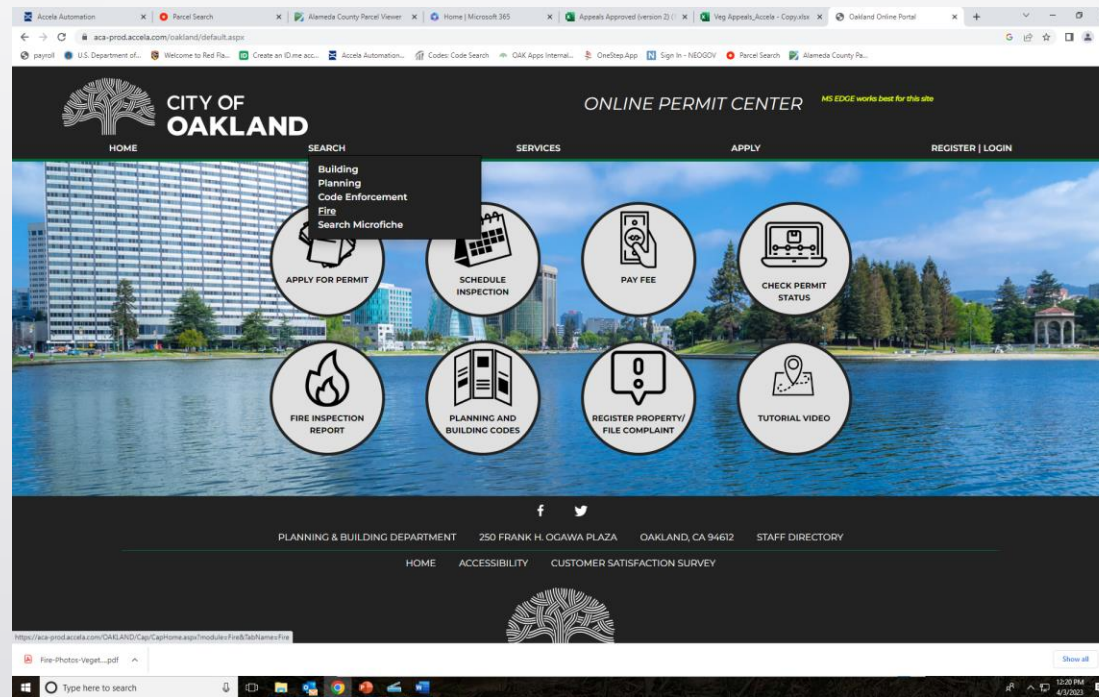
Your property was marked non-compliant.

- ACA website



////////////////////////////////////

Your property was marked non-compliant.



////////////////////////////////////

Your property was marked non-compliant.

aca-prod.accela.com/oakland/default.aspx

HOME SEARCH SERVICES APPLY REGISTER | LOGIN

Reports (1) Login

You may not pay for the Fire Inspection Fee online this time
Sorry for the inconvenience; we are trying to get this function back ASAP!

Global Search...

Home Building Planning Enforcement **Fire**

Search Fire Records

Search for Records

To view details (reports, letters and photos) of inspection records for properties you own, you must register an account on this portal.

You will receive an email from accelsupport@accela.com within 1 - 3 business days after finishing the registration and providing ID. Staff will activate your account upon determining information provided is complete. Please search your email if you do not see the email.

For questions or issues with activating your ACA account please send email to fireacasupport@oaklandca.gov or call 510-239-3832.

Note: You can use the same credential to search, apply other department permits, upload or download documents and pay the fee.

For a general search of inspection status or schedule, no registration is required. Enter a Record number, parcel number or address below

No account is required to pay your Fire Prevention inspection fees. Use the search fields below, then select 'Payments', then 'Fees' and 'Pay Fee'.

If you have received a Notice of Violation (NOV), you have the right to Appeal ([fire prevention appeal form](#))

NOTE: Vegetation management inspections began mid-May

General Search

Record Number: Parcel No:

Street No: Direction: Street Name: Street Type: Street Suffix:

From To --Select-- --Select-- --Select-- --Select--

Search Clear

Fire-Photos-Veget...pdf

Type here to search

12:22 PM 4/3/2023



Your property was marked non-compliant.

- What to do next?
 - Look up inspection on Accela Citizen Access website.
 - Correct items.
 - Photograph corrects and email or mail them to us before 45 days from first inspection.
- What not to do following notice of non-compliant?
 - Ignore communications from OFD.
 - Wait for us to return.
 - Wait for OFD to clarify what needs to be completed.
 - Call and complain about our process.



Your property was marked non-compliant.

- Correct issues.
- Provide proof of corrections via email or mail within 45 days after first inspection.
- Can also upload proof of corrections to ACA. However, you **MUST** make contact with Fire Prevention Bureau when you upload corrections to ACA. We are not alerted of your upload.
- All on-site visits after first inspection will generate additional inspections and fees.



Your property was marked non-compliant.

- No proof of abatement after 45 days from initial inspection?
 - Expect...
 - In person inspections from a Fire Inspector which will generate fees from the City of Oakland.
 - Up to two follow-up inspections can occur on the annual inspection cycle means two times the fees.
 - No fees are associated with 'No Access' inspection attempts.

What about a 'No Access' notice?

A VEGETATION INSPECTION WAS COMPLETED
This is a notice, not an inspection document.

DATE: **TODAY**
ADDRESS: **YOUR PLACE**
COMPLETED BY (PRINT): **OFD** UNIT: **FPB**

RESULT:

☐ COMPLIANT (Thank you. No further action required)
☐ NON-COMPLIANT (Corrective action is required)
☒ **NO ACCESS** (Contact (510)238-7388 immediately)

More Info:

FOR INSPECTION DETAILS:

Login or register the above referenced property to create an on-line account with Accela at aca.accela.com/oakland. Here you can review your inspection information anytime. Contact wildfire prevention (510)238-7388 with inspection questions after account review.

For further account registration assistance, email fireassupport@oaklandca.gov. Do not contact wildfire prevention with ACA account issues.

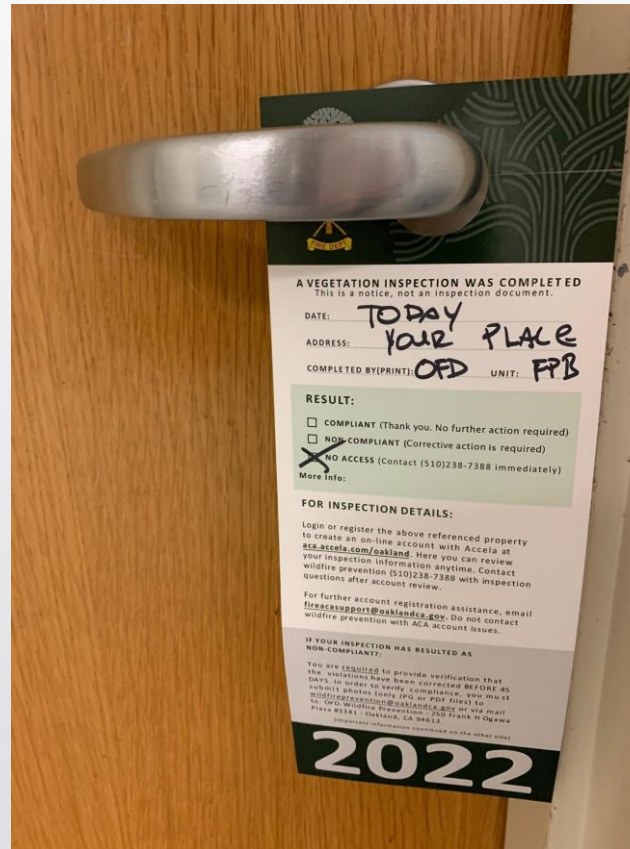
IF YOUR INSPECTION HAS RESULTED AS NON-COMPLIANT:

You are **REQUIRED** to provide verification that the violations have been corrected **BEFORE** 45 days in order to verify compliance. You must submit photos (only jpg or pdf files) to wdprevention@oaklandca.gov or via mail to: Wildfire Prevention, 200 Frank H Ogawa Plaza #1100, Oakland, CA 94612.

2022

What about a 'No Access' notice?

- Door hanger





What about a 'No Access' notice?

- ACA website (fastest for information)

<https://aca-prod.accela.com/oakland/default.aspx>

What about a 'No Access' notice?

- Letter example






What about a 'No Access' notice?

- 1. Door hanger left stating 'No Access'
- 2. Firefighters must attempt two times. Check ACA for date of scheduled next inspection attempt.
- 3. Inspection forwarded to Fire Prevention Bureau after two attempts.
- 4. Feel free to contact Fire Prevention Bureau to schedule if access is limited on property.

Why did I receive a bill?

- Proof of abatement was not provided within 45 days of initial inspection.






Questions about a bill from a vegetation inspection?

- Contact FPBilling@oaklandca.gov.
- Do not contact the Fire Prevention Bureau. We can't eliminate your fees.
- Only contact the Fire Prevention Bureau if there is a TRUE error with the inspection. (Example: We took photos of the wrong house which is highly unlikely due to GPS on our inspection application)


What to do with a bill from a vegetation inspection?

- Options:
 - Pay
 - Appeal
 - Ignore



OAKLAND FIRE DEPARTMENT
FIRE PREVENTION BUREAU

INVOICE



YOUR PROPERTY
1234 MY STREET
OAKLAND, CA 94612

Record #:
FDV23-00000
Invoice Date:
10/11/2022
Notice Date:
10/11/2022

Per current City of Oakland Master Fee Schedule, fees are charged for services rendered by the Oakland Fire Department. The following is a summary of service(s) and/or issued permits.

Item	Quantity	Rate	Total Due
Inspection Type: Vegetation Annual Inspection Date: 7/29/2022 Site Address: 1234 MY STREET APN: 012 123412312 Inspection Reference #: 00000000 Inspection Result: Non-Compliant	1.00	0.00	0.00
Inspection Type: Vegetation Re-inspection Inspection Date: 10/5/2022 Site Address: 1234 MY STREET APN: 012 123412312 Inspection Reference #: 00000000 Inspection Result: Non-Compliant	1.00	\$441.00	\$441.00
Total Amount Due			\$441.00

Due In 30 days, 31-60 days 10% fee, 61-90 days 20% fee, over 90 days 30% fee.
Invoice 90 days past due will result in consequences including but not limited to additional fees, fees placed on your property, and/or legal action. Pending permits or fire clearances will not be issued until all fees have been paid.

PAYMENT OPTIONS


🌐 Online at: <https://aca.accela.com/oakland>. You can also create an account to have access to all inspection details including inspection letters, photos, future inspection dates, and fees due.

📄 Remit check payable to: **City of Oakland**, 150 Frank H Ogawa Plaza Room 5342, Oakland, CA 94612
Remember to write the **Record #** and **Inspection reference number** on the check.

Invoice Questions
☎ 510-238-2252
✉ FPBilling@oaklandca.gov


Vegetation Inspection Questions
☎ 510-238-7388
✉ WildfirePrevention@oaklandca.gov

Other Inspection Questions
☎ 510-238-3462
✉ FPBReceptionist@oaklandca.gov




What to do with a bill from a vegetation inspection?

- Pay bill. (Don't delay. There are late fees)
 - Online. (Credit Card)
 - By mail. (Check)
 - Can I pay in person?
 - Yes. Must make appointment online at <https://www.oaklandca.gov/resources/one-stop-permit-center> .
 - Can only take...
 - Credit card (you can also process online)
 - Check (you can also send by mail)



What to do with a bill from a vegetation inspection?

- You can appeal an inspection if you feel it was conducted in error.
- Do not appeal inspections because you are upset about the fees.
- An appeal does not guarantee a fee waiver.



What NOT to do with a bill from a vegetation inspection?

- Ignore
 - Do not ignore communications from the City of Oakland or Oakland Fire Department. Late fees will be applied to bills.

Questions during “wildfire season”?

- Call Vegetation Management Unit phone at (510)238-7388.
 - Leave one clear message with address, reference number (FDV##), your name, and a phone number to return call. No other information is needed.
 - Do not leave more than one message per item.
 - Do not leave multiple phone numbers.
 - Do not leave anonymous complaints.



Questions during “wildfire season”?

- Email wildfireprevention@oaklandca.gov
 - Feel free to add a little more information in an email such as photos if necessary.
 - Please don't send an email if you've left a voicemail.



Questions during “wildfire season”?

- Inspectors and office staff members will be the people answering phone calls between 8:00 AM and 4:00 PM.
- Inspectors are mostly in the field inspecting and will respond to emails and voicemails at their earliest convenience.
- Only inspectors can accept corrections or make updates to inspections.



Complaints

- Where to send complaints about other people's vegetation?
 - A phone call to 311 or (510)615-5566
 - <https://www.oaklandca.gov/services/oak311>
 - Complaints will be documented, tracked, and routed to our unit.





Complaints

- All city of Oakland lot owners, public or private, are given the same amount of time to be inspected and abated as necessary. We will not perform pre-season complaint inspections. These will be forwarded to Building and Planning's Code Enforcement as a blight complaint. You can streamline this process and make the pre-season complaints directly to them at (510)238-3381 or <https://www.oaklandca.gov/services/file-a-complaint-with-code-enforcement>



Other city services of interest

- Oak 311 for all complaints on public or private land
<https://www.oaklandca.gov/services/oak311>
- Complaints about private properties (blight, overgrown vegetation in off season)
<https://www.oaklandca.gov/services/file-a-complaint-with-code-enforcement> 238-3381
- Parking complaints & enforcement <https://www.oaklandca.gov/topics/parking> 238-3099
- Standing tree complaints (see Oak 311)
- Imminent danger 911 or OFD Dispatch 444-1616
- Overgrown roadsides, broken sidewalks, tree issues at roadside in front of your property? This is actually the property owner's responsibility.



Other services not City of Oakland

- PG&E (Electricity & Gas) - (800)743-5000
- Cal-Trans (Highways, Property Along Highways, & State owned property) - (510)286-4444 ext. 0
- EBMUD (Water, reservoirs, and fire hydrants) – (866)403-2683
- East Bay Regional Park District (Non-city parks) - <https://www.ebparks.org/contact> - (888)327-2757 aka (888)EBPARKS
- UC Berkeley Property Management – (510)409-0044



Pertinent Municipalities (non-emergency)

- Berkeley Fire Department - (510) 981-3473
- East Bay Regional Fire Protection District - (510) 881-1121
- Alameda County Fire Department - (510) 337-2121
- Moraga-Orinda Fire Department - (925) 941-3330
- Contra Costa County Fire Protection District - (925) 941-3300



Fire Prevention Staff

- Questions can be directed to 510-238-7388 or wildfireprevention@oaklandca.gov

- More info:

www.oaklandca.gov/services/wildfire-district-inspections

(websites that do not have “oaklandca.gov” in the address line are not monitored, edited, or maintained by the Fire Prevention Bureau)

Questions?

