

Due to the termination of the statewide COVID-19 State of Emergency by the Governor of California, effective March 1, 2023, all meetings of the Oakland Police & Fire Retirement System Board and its Committees will be conducted in person.

Meetings are held in wheelchair accessible facilities.

The Board may take action on items not on the agenda only if findings pursuant to the Sunshine Ordinance and Brown Act are made that the matter is urgent or an emergency.

For additional information, contact the Retirement Unit by calling (510) 238-7295. or send an email to mvisaya@oaklandca.gov



Retirement Unit
150 Frank H. Ogawa Plaza
Oakland, California 94612

AGENDA

RETIREMENT BOARD MEMBERS

Walter L. Johnson, Sr.
President

Jaime T. Godfrey
Vice President

Martin J. Melia
Member

Robert W. Nichelini
Member

John C. Speakman
Member

R. Steven Wilkinson
Member

Erin Roseman
Member

MEETING of the BOARD OF ADMINISTRATION of the OAKLAND POLICE AND FIRE RETIREMENT SYSTEM (“PFRS”)

WEDNESDAY, JANUARY 29, 2025

11:30 AM

ONE FRANK H. OGAWA PLAZA, HEARING ROOM 2
OAKLAND, CA 94612

OBSERVE

- To observe the meeting by video conference, please click on this link: <https://us02web.zoom.us/j/82880493983> at the noticed meeting time.
- To listen to the meeting by phone, please call the numbers below at the noticed meeting time: Dial (for higher quality, dial a number based on your current location):
- iPhone one-tap: US: +16699006833, 82880493983# or +13462487799, 82880493983#
- US: +1 669 900 6833 or +1 346 248 7799 or +1 253 215 8782 or +1 301 715 8592 or +1 312 626 6799 or +1 929 205 6099
- International numbers available: <https://us02web.zoom.us/j/82880493983>
- Webinar ID: 828 8049 3983.
- If asked for a participant ID or code, press #.

PUBLIC COMMENTS

There are two ways to submit public comments.

- **Speaker Card:** All persons wishing to address the Board must complete a speaker’s card, stating their name and the agenda item they wish to address, including “Open Forum”.
- **eComment:** To send your comment directly to staff BEFORE the meeting starts, please email to mvisaya@oaklandca.gov with “PFRS Board Meeting Public Comment” in the subject line for the corresponding meeting. Please note that eComment submission **closes two (2) hours before posted meeting time.**

If you have any questions, please email Maxine Visaya, Administrative Analyst I at mvisaya@oaklandca.gov

ORDER OF BUSINESS

- A. **Subject:** POLICE AND FIRE RETIREMENT SYSTEM (“PFRS”) BOARD OF ADMINISTRATION MEETING MINUTES
From: Staff of the PFRS Board
Recommendation: **APPROVE** the December 11, 2024 PFRS Board of Administration Meeting Minutes
- B. **Subject:** PFRS ACTUARY VALUATION REPORT AS OF JULY 1, 2024
From: Cheiron, Inc.
Recommendation: **APPROVE** the PFRS Actuary Valuation Report as of July 1, 2024
- C. **AUDIT & OPERATIONS COMMITTEE AGENDA – JANUARY 29, 2025**
- C1. **Subject:** ADMINISTRATIVE EXPENSES REPORT
From: Staff of the PFRS Board
Recommendation: **ACCEPT** informational report regarding PFRS administrative expenses as of November 30, 2024
- C2. **Subject:** RESOLUTION NO. 8118
TRAVEL REQUEST: JAIME T. GODFREY
From: Staff of the PFRS Board
Recommendation: **APPROVE** Resolution No. 8118 authorizing request of Oakland Police and Fire Retirement System Board Member Jaime T. Godfrey to travel and attend Pension Bridge The Annual 2025 conference from March 24, 2025, through March 26, 2025, in Half Moon Bay, CA, and authorizing member reimbursement of travel-related expenses in an amount not to exceed one thousand nine hundred fifty dollars (\$1,950.00)
- C3. **Subject:** RESOLUTION NO. 8119
TRAVEL REQUEST: R. STEVEN WILKINSON
From: Staff of the PFRS Board
Recommendation: **APPROVE** Resolution No. 8119 authorizing request of Oakland Police and Fire Retirement System Board Member R. Steven Wilkinson to travel and attend 2025 California Association of Public Retirement Systems (CALAPRS) General Assembly from March 2, 2025, through March 5, 2025 in Napa, CA, and authorizing direct payment to the vendor for conference registration fees and member reimbursement of travel- related expenses in an amount not to exceed two thousand dollars (\$2,000.00)
- C4. **Subject:** MANNER OF PFRS BOARD & COMMITTEE MEETINGS
From: Staff of the PFRS Board
Recommendation: **ACCEPT** an informational report regarding the manner of PFRS Board & Committee Meetings and **APPROVE** the Committee’s recommend course of action

OAKLAND POLICE AND FIRE RETIREMENT SYSTEM
BOARD OF ADMINISTRATION MEETING AGENDA
JANUARY 29, 2025

D. INVESTMENT & FINANCIAL MATTERS COMMITTEE AGENDA – JANUARY 29, 2025

- D1. **Subject:** ECONOMIC AND INVESTMENT MARKET OVERVIEW
AS OF DECEMBER 31, 2024
From: Meketa Investment Group
Recommendation: ACCEPT informational report regarding the Global Investment Markets as of December 31, 2024
- D2. **Subject:** PFRS PRELIMINARY INVESTMENT FUND PERFORMANCE UPDATE
AS OF DECEMBER 31, 2024
From: Meketa Investment Group
Recommendation: ACCEPT informational report regarding PFRS Preliminary Investment Fund Performance as of December 31, 2024
- D3. **Subject:** PFRS INVESTMENT POLICY UPDATE:
ASSET ALLOCATION IMPLEMENTATION (VERBAL REPORT)
From: Meketa Investment Group
Recommendation: RECEIVE update regarding the status of the implementation of the new target asset allocation of the PFRS Investment Portfolio
- D4. **Subject:** PFRS INVESTMENT POLICY UPDATE:
INTERNATIONAL EQUITY INVESTMENT STRATEGY MANAGER SEARCH
(VERBAL REPORT)
From: Meketa Investment Group
Recommendation: RECEIVE update regarding the status of the Request for Proposal (RFP) for International Equity investment strategy manager search
- D5. **Subject:** BENCHMARK UPDATE RECOMMENDATIONS:
FIXED INCOME & CREDIT
From: Meketa Investment Group
Recommendation: RECEIVE informational report regarding a benchmark review of the Fixed Income asset class **APPROVE** Meketa Investment Group's recommendation regarding a proposed update to the primary benchmark of the Fixed Income (as combined Fixed Income & Credit) asset class
- D6. **Subject:** MANAGER SEARCH UPDATE & FINALIST RECOMMENDATIONS:
CORE FIXED INCOME INVESTMENT STRATEGY
From: Meketa Investment Group
Recommendation: RECEIVE informational report regarding the results of the Request for Proposals (RFP) for the Core Fixed Income investment strategy manager search. **DISCUSS** and **APPROVE** Meketa Investment Group's recommendation regarding prospective candidates to interview to serve as PFRS Core Fixed Income investment strategy managers.

**OAKLAND POLICE AND FIRE RETIREMENT SYSTEM
 BOARD OF ADMINISTRATION MEETING AGENDA
 JANUARY 29, 2025**

**D7. Subject: MANAGER SEARCH UPDATE & FINALIST RECOMMENDATIONS:
 CORE PLUS FIXED INCOME INVESTMENT STRATEGY**
From: Meketa Investment Group

Recommendation: **RECEIVE** informational report regarding the results of the Request for Proposals (RFP) for the Core Plus Fixed Income investment strategy manager search. **DISCUSS and APPROVE** Meketa Investment Group’s recommendation regarding prospective candidates to interview to serve as PFRS Core Plus Fixed Income investment strategy managers.

E. Subject: DISCUSS PROPERTY TAX OVERRIDE (PTO)
From: Staff of the PFRS Board

Recommendation: **RECEIVE** informational report regarding the Property Tax Override (PTO)

F. Subject: MEMBER RESOLUTION NOS. 8120 – 8121
From: Staff of the PFRS Board

Recommendation: **APPROVE** Member Resolution Nos. 8120 – 8121

F1. RESOLUTION NO. 8120 | Resolution fixing the monthly allowance of the surviving spouses of the following retired members of the Oakland Police and Fire Retirement System in the amounts indicated:

<u>Deceased Member</u>	<u>Surviving Spouse</u>	<u>Monthly Allowance</u>
▪ Patrick H. Caulfield	Antoinette Caulfield	\$4,829.97
▪ Alex R. Mathews	Patricia Mathews	\$4,150.73
▪ James M. Reed	Ouida E. Reed	\$4,154.55

F2. RESOLUTION NO. 8121 | Resolution approving death benefit payment and directing a warrant thereunder in the total sum of \$1,000.00 payable to the beneficiary of the following deceased member of the Oakland Police and Fire Retirement System:

- George Kastanos
- Raymond C. Nicolai

- G. PENDING ITEMS**
- H. NEW BUSINESS**
- I. OPEN FORUM**
- J. FUTURE SCHEDULING**
- K. ADJOURNMENT**

A SPECIAL MEETING OF THE OAKLAND POLICE AND FIRE RETIREMENT SYSTEM (“PFRS”) BOARD OF ADMINISTRATION was held Wednesday, December 11, 2024, at One Frank Ogawa Plaza, Hearing Room 2, Oakland, California.

- Board Members:
- Walter L. Johnson President
 - Jaime T. Godfrey Vice President (Excused)
 - Martin J. Melia Member
 - Robert W. Nichelini Member
 - Erin Roseman Member
 - John C. Speakman Member
 - R. Steven Wilkinson Member (Excused)

- Additional Attendees:
- David F. Jones PFRS Plan Administrator & Secretary
 - Téir Jenkins PFRS Investment & Operations Manager
 - Maxine Visaya PFRS Staff Member
 - Selia Warren PFRS Legal Counsel
 - David Sancewich Meketa Investment Group
 - Craig Harner Macias, Gini, & O’Connell LLP
 - Yia Yang Macias, Gini, & O’Connell LLP

The meeting was called to order at 9:40 a.m. Pacific

A. APPROVAL OF THE PFRS BOARD OF ADMINISTRATION MEETING MINUTES

Member Nichelini made a motion to approve the October 30, 2024, PFRS Board of Administration Meeting Minutes, second by Member Speakman. Motion passed.

[JOHNSON: Y / GODFREY: EXCUSED Y / MELIA: Y / NICHELINI: Y / ROSEMAN: Y / SPEAKMAN: Y / WILKINSON: EXCUSED]
(AYES: 5 / NOES: 0 / ABSENT: 0 / ABSTAIN: 0 / EXCUSED: 2)

B. AUDIT REPORT OF PFRS FINANCIAL STATEMENTS: FISCAL YEAR ENDED JUNE 30, 2024

Craig Harner of Macias, Gini, & O’Connell, LLP (MGO) presented the annual audit report of PFRS financial statements for fiscal year ended June 30, 2024. It was reported MGO completed the audit on November 27, 2024, and issued an unmodified opinion on the financial statements, which is the highest-level assurance that an independent auditor can give an organization regarding the fair presentation of the amounts in their financial statements and disclosures. C. Harner highlighted there were no new accounting policies or standards adopted, nor did MGO did not identify any findings, there were no disagreements with management or significant difficulties performing the audit, and there were no material audit adjustments or uncorrected misstatements. The required summary report to the PFRS Board of Administration was also provided and it was noted the second section contains recent accounting pronouncements the system will need to consider over the next couple of years if and when they become applicable.

MOTION: Member Nichelini made a motion to accept MGO’s report of the Audit of PFRS Financial Statements for the Year Ended June 30, 2024, second by Member Speakman. Motion passed.

[JOHNSON: Y / GODFREY: EXCUSED Y / MELIA: Y / NICHELINI: Y / ROSEMAN: Y / SPEAKMAN: Y / WILKINSON: EXCUSED]
(AYES: 5 / NOES: 0 / ABSENT: 0 / ABSTAIN: 0 / EXCUSED: 2)

C. ADMINISTRATIVE EXPENSES REPORT: OCTOBER 31, 2024

PFRS Investment & Operations Manager Jenkins presented an informational report regarding PFRS' administrative expenditures as of October 31, 2024. PFRS has an approved annual budget of approximately \$4.1 million and expensed approximately \$786,000 to date for fiscal year 2024/2025. Membership consisted of 618 retired members and beneficiaries, of which there are 386 are Police and 232 are Fire members and beneficiaries.

MOTION: Member Speakman made a motion to accept the informational report regarding PFRS Administrative Expenses Report as of October 31, 2024, second by Member Nichelini. Motion passed.

[JOHNSON: Y / GODFREY: EXCUSED Y / MELIA: Y / NICHELINI: Y / ROSEMAN: Y / SPEAKMAN: Y / WILKINSON: EXCUSED]
(AYES: 5 / NOES: 0 / ABSENT: 0 / ABSTAIN: 0 / EXCUSED: 2)

D. PFRS INVESTMENT FUND QUARTERLY PERFORMANCE UPDATE AS OF SEPTEMBER 30, 2024

David Sancewich of Meketa Investment Group (Meketa) presented an informational report regarding PFRS Investment Fund Quarterly Performance Update as of September 30, 2024 and highlighted the Total Portfolio Review and the Summary of Cash Flows.

MOTION: Member Nichelini made a motion to approve Meketa's informational report regarding PFRS Investment Fund Quarterly Performance Update as of September 30, 2024, second by Member Speakman. Motion passed.

[JOHNSON: Y / GODFREY: EXCUSED Y / MELIA: Y / NICHELINI: Y / ROSEMAN: Y / SPEAKMAN: Y / WILKINSON: EXCUSED]
(AYES: 5 / NOES: 0 / ABSENT: 0 / ABSTAIN: 0 / EXCUSED: 2)

E. \$13.2 MILLION DRAWDOWN FOR PFRS MEMBER RETIREMENT ALLOWANCES FROM JANUARY 1, 2025 THROUGH MARCH 30, 2025

David Sancewich of Meketa presented informational report regarding PFRS cash flow and recommended drawdown of \$13.2 million, which included a \$8.7 Million contribution from the City of Oakland and a \$4.5 Million contribution from the PFRS Investment Fund, to be used to pay PFRS Member Retirement Allowances from January 1, 2025 through March 30, 2025 for Fiscal Year 2024/2025 and for funds to be drawn from Wellington Select Equity Strategy within PFRS U.S. Equity Portfolio.

MOTION: Member Nichelini made a motion to approve Meketa's recommended drawdown of \$13.2 million, comprised of an \$8.7 Million contribution from the City of Oakland and a \$4.5 Million contribution from the PFRS Investment Fund and for funds to be drawn from Wellington Select Equity Strategy, second by Member Speakman. Motion Passed.

[JOHNSON: Y / GODFREY: EXCUSED Y / MELIA: Y / NICHELINI: Y / ROSEMAN: Y / SPEAKMAN: Y / WILKINSON: EXCUSED]
(AYES: 5 / NOES: 0 / ABSENT: 0 / ABSTAIN: 0 / EXCUSED: 2)

F. MEMBER RESOLUTION NO. 8117

Resolution approving death benefit payments and directing a warrant thereunder in the total sum of \$1,000.00 payable to the beneficiary of the following deceased members of the Oakland Police and Fire Retirement System:

- Ronald G. Bailey
- Daniel A. Murray

MOTION: Member Nichelini made a motion to approve Resolution No. 8117, second by Member Speakman. Motion Passed.

[JOHNSON: Y / GODFREY: EXCUSED Y / MELIA: Y / NICHELINI: Y / ROSEMAN: Y / SPEAKMAN: Y / WILKINSON: EXCUSED]
(AYES: 5 / NOES: 0 / ABSENT: 0 / ABSTAIN: 0 / EXCUSED: 2)

G. PENDING ITEMS – PFRS Plan Administrator Jones reported the PFRS Ad Hoc Committee did not meet in advance of today’s special meeting but are scheduled to meet in advance of the January 2025 meeting.

H. NEW BUSINESS – Member Roseman advised the Board that City Council is considering a reduction of the amount of PTO collected in an overall effort to balance the City’s FY 2024-2025 budget and will be placing the matter on an upcoming agenda to provide an update to the Board and facilitate discussion. Any questions on the matter can be directed to Member Roseman in advance of the next meeting.

I. OPEN FORUM – None

J. FUTURE SCHEDULING – The next regular Board Meeting will be held in-person and is tentatively scheduled to occur Wednesday, January 29, 2025, at One Frank Ogawa Plaza, Hearing Room 2, Oakland, CA. However, the Board considered the possibility of convening for a Special Meeting in advance of the next regularly scheduled meeting to discuss the PTO if deemed urgent and necessary.


K. ADJOURNMENT – Member Speakman made a motion to adjourn, second by Member Nichelini. Motion passed.

[JOHNSON: Y / GODFREY: EXCUSED Y / MELIA: Y / NICHELINI: Y / ROSEMAN: Y / SPEAKMAN: Y / WILKINSON: EXCUSED]
(AYES: 5 / NOES: 0 / ABSENT: 0 / ABSTAIN: 0 / EXCUSED: 2)

The meeting adjourned at 10:00 a.m.

DAVID F. JONES
PLAN ADMINISTRATOR & SECRETARY

DATE



Oakland Police and Fire Retirement System

Actuarial Valuation Report as of July 1, 2024

Produced by Cheiron

January 2025

TABLE OF CONTENTS

<i>Section</i>	<i>Page</i>
Letter of Transmittal	i
Foreword	iii
Section I Executive Summary	1
Section II Identification and Assessment of Risks	9
Section III Assets	18
Section IV Liabilities	22
Section V Contributions.....	26
Section VI Headcount and Benefit Payment Projections.....	28
 <i>Appendices</i>	
Appendix A Membership Information	30
Appendix B Statement of Actuarial Assumptions and Methods.....	34
Appendix C Summary of Plan Provisions.....	37
Appendix D Glossary	39

January 7, 2025

City of Oakland Police and Fire
Retirement System Board
150 Frank H. Ogawa Plaza
Oakland, CA 94612

Dear Members of the Board:

At your request, we have conducted an actuarial valuation of the Oakland Police and Fire Retirement System (PFRS, the Plan) as of July 1, 2024. This report contains information on the Plan's assets and liabilities. This report also discloses the employer contributions in accordance with the funding agreement between the City of Oakland and PFRS, based on the current financial status of the Plan. Your attention is called to the Foreword in which we refer to the general approach employed in the preparation of this report.

The purpose of this report is to present the results of the annual actuarial valuation of the Plan. This report is for the use of the Retirement Board and the auditors in preparing financial reports in accordance with applicable law and accounting requirements. Other users of this report are not intended users as defined in the Actuarial Standards of Practice, and Cheiron assumes no duty or liability to such other users.

The assumptions used in this report were adopted by the Board of Administration at the March 27, 2024 Board meeting based on recommendations from our experience study covering plan experience for the period from July 1, 2011 through June 30, 2023. We believe these assumptions are reasonable for the purpose of the valuation.

The funding ratios in this report are for the purpose of establishing contribution rates. These measures are not appropriate for assessing the sufficiency of plan assets to cover the estimated cost of settling the plan's benefit obligations.

Cheiron utilizes ProVal actuarial valuation software leased from Winklevoss Technologies (WinTech) to calculate liabilities and project benefit payments. We have relied on WinTech as the developer of ProVal. We have a basic understanding of ProVal and have used ProVal in accordance with its original intended purpose. We have not identified any material inconsistencies in assumptions or output of ProVal that would affect this valuation.

Deterministic and stochastic projections in this valuation report were developed using R-scan, a proprietary tool used to illustrate the impact of changes in assumptions, methods, plan provisions, or actual experience (particularly investment experience) on the future financial status of the Plan and assessing the probability of different outcomes based on a range of potential investment returns. R-scan uses standard roll-forward techniques. Because R-scan does not automatically capture how changes in one variable affect all other variables, some scenarios may not be consistent.

We relied on Cheiron colleagues for the development of the model. The stochastic projections of investment returns assume that each future year's investment return is independent from all other years and is identically distributed according to a lognormal distribution. The standard deviation used in the stochastic projection of investment returns was provided by the Plan's investment consultant.

Future actuarial measurements may differ significantly from the current measurements due to such factors as the following: plan experience differing from that anticipated by the economic or demographic assumptions; changes in economic or demographic assumptions; and, changes in plan provisions or applicable law.

This report and its contents have been prepared in accordance with generally recognized and accepted actuarial principles and practices and our understanding of the Code of Professional Conduct and applicable Actuarial Standards of Practice set out by the Actuarial Standards Board as well as applicable laws and regulations. Furthermore, as credentialed actuaries, we meet the Qualification Standards of the American Academy of Actuaries to render the opinion contained in this report. This report does not address any contractual or legal issues. We are not attorneys, and our firm does not provide any legal services or advice.

Sincerely,
Cheiron



Graham A. Schmidt, FSA, EA, MAAA, FCA
Principal Consulting Actuary



Anne D. Harper, FSA, EA, MAAA
Principal Consulting Actuary

**OAKLAND POLICE AND FIRE RETIREMENT SYSTEM
ACTUARIAL VALUATION REPORT AS OF JULY 1, 2024**

FOREWORD

Cheiron has performed the actuarial valuation of the Oakland Police and Fire Retirement System (PFRS, the Plan) as of July 1, 2024. The valuation is organized as follows:

- In Section I, the **Executive Summary**, we describe the purpose of an actuarial valuation, summarize the key results found in this valuation, and disclose important trends.
- The **Main Body** of the report presents details on the Plan's
 - Section II – Identification and Assessment of Risks
 - Section III – Assets
 - Section IV – Liabilities
 - Section V – Contributions
 - Section VI – Head Count and Benefit Payment Projections
- In the **Appendices**, we conclude our report with detailed information describing plan membership (Appendix A), actuarial assumptions and methods employed in the valuation (Appendix B), a summary of pertinent plan provisions (Appendix C), and a glossary of key actuarial terms (Appendix D).

The results of this report rely on future experience conforming to the underlying assumptions. To the extent that actual plan experience deviates from the underlying assumptions, the results would vary accordingly.

In preparing our report, we relied on information (some oral and some written) supplied by the Plan's staff. This information includes, but is not limited to, plan provisions, employee data, and financial information. We performed an informal examination of the obvious characteristics of the data for reasonableness and consistency in accordance with Actuarial Standard of Practice No. 23.

**OAKLAND POLICE AND FIRE RETIREMENT SYSTEM
ACTUARIAL VALUATION REPORT AS OF JULY 1, 2024**

SECTION I – EXECUTIVE SUMMARY

The primary purpose of the actuarial valuation and this report is to measure, describe, and identify the following as of the valuation date:

- The financial condition of the Plan,
- Past and expected trends in the financial progress of the Plan,
- Calculation of the actuarially determined contributions for years beginning in Fiscal Year 2025-2026, and
- An assessment and disclosure of key risks.

In the balance of this Executive Summary, we present (A) the basis upon which this year's valuation was completed, (B) the key findings of this valuation including a summary of all key financial results, (C) an examination of the historical trends, and (D) the projected financial outlook for the Plan.

A. Valuation Basis

This valuation estimates the projected employer contributions in accordance with the funding agreement dated July 1, 2012 between the City of Oakland and the PFRS. Based on that agreement, employer contributions were suspended until fiscal year 2017-2018, at which time they resumed at a level based upon the recommendation of the actuary. Section V of this report shows the development of the employer contribution for fiscal year 2025-2026.

The Plan's funding policy is to contribute an amount equal to the sum of:

- The normal cost under the Entry Age Normal Cost Method (which is zero, as there are no active members),
- Amortization of the Unfunded Actuarial Liability, and
- The Plan's expected administrative expenses.

This valuation was prepared based on the plan provisions shown in Appendix C. There have been no changes in plan provisions since the prior valuation.

A summary of the assumptions and methods used in the current valuation is shown in Appendix B. There have been no changes to the actuarial assumptions or methods since the prior valuation, other than the update to the discount rate used to calculate the Low Default Risk Obligation Measure (LDROM).

**OAKLAND POLICE AND FIRE RETIREMENT SYSTEM
ACTUARIAL VALUATION REPORT AS OF JULY 1, 2024**

SECTION I – EXECUTIVE SUMMARY

B. Key Findings of this Valuation

The key results of the July 1, 2024 actuarial valuation are as follows:

- The actuarially determined employer contribution amount for Fiscal Year 2025-2026 is \$27.5 million, based on projecting the Actuarial Liabilities and the Actuarial Value of Assets to the end of the 2024-2025 Fiscal Year. This represents a decrease of \$10.1 million from the estimated amount in the prior valuation for the same Fiscal Year. The contribution is assumed to be paid in equal installments throughout the year, or on average at approximately January 1, 2026.
- During the year ended June 30, 2024, the return on Plan assets was 10.94% on a market value basis net of investment expenses, as compared to the 5.00% assumption for the 2023-2024 Plan year. This resulted in a market value gain on investments of \$24.4 million. The Actuarial Value of Assets (AVA) is calculated as the expected AVA plus 20% of the difference between the market value and the expected AVA, which is restricted to be between 90% and 110% of the MVA. This smoothed value of assets returned 5.70%, for an actuarial asset gain of \$2.9 million.
- The Plan experienced a gain on the Actuarial Liability of \$0.6 million, the net result of changes in the population and changes in benefits. The primary factor was an excess of survivor deaths above the number expected. Combining the liability gain and asset loss, the Plan experienced a total gain of \$3.5 million.
- The Plan's smoothed funded ratio, the ratio of Actuarial Value of Assets over Actuarial Liability, increased from 81.4% last year to 88.3% as of June 30, 2024. The Plan's funded ratio increased from 79.6% to 90.6% on a Market Value of Assets (MVA) basis.
- The Unfunded Actuarial Liability (UAL) is the excess of the Plan's Actuarial Liability over the Actuarial Value of Assets. The Plan experienced a decrease in the UAL from \$97.0 million to \$58.4 million as of July 1, 2024.
- Overall participant membership decreased compared to last year, as is expected for a closed plan. 26 members died, 14 of whom had their benefits continue to a surviving spouse. In addition, 15 surviving beneficiaries died. There are no active members of the Plan.
- If the contribution were determined using a projected asset value based on the current market (i.e., non-smoothed) value of assets, the contribution for FY 2025-2026 would be \$17.5 million. The contribution is smaller than that determined using the projected AVA because the current market value reflects the full amount of prior net investment gains, while under the AVA projection, a portion of those gains are deferred until years after FY 2025-2026.

**OAKLAND POLICE AND FIRE RETIREMENT SYSTEM
ACTUARIAL VALUATION REPORT AS OF JULY 1, 2024**

SECTION I – EXECUTIVE SUMMARY

Below we present Table I-1 that summarizes all the key results of the valuation with respect to membership, assets and liabilities, and contributions. The results are presented and compared for both the current and prior plan year.

TABLE I-1			
Summary of Principal Plan Results			
(\$ in thousands)			
	July 1, 2023	July 1, 2024	% Change
<u>Participant Counts</u>			
Active Participants	0	0	
Participants Receiving a Benefit	653	626	-4.1%
Total	653	626	-4.1%
Total Annual Benefits	\$ 51,217	\$ 50,257	
<u>Assets and Liabilities</u>			
Actuarial Liability (AL)	\$ 522,457	\$ 496,690	-4.9%
Actuarial Value of Assets (AVA)	425,449	438,333	3.0%
Unfunded Actuarial Liability (UAL)	\$ 97,008	\$ 58,357	-39.8%
Funded Ratio (AVA)	81.4%	88.3%	6.8%
Market Value of Assets (MVA)	\$ 416,130	\$ 450,008	
Funded Ratio (MVA)	79.6%	90.6%	11.0%
<u>Contributions</u>			
Employer Contribution (FY2024-25)	\$ 34,845	N/A	
Employer Contribution (FY2025-26)	\$ 37,585	\$ 27,516	-26.8%

**OAKLAND POLICE AND FIRE RETIREMENT SYSTEM
ACTUARIAL VALUATION REPORT AS OF JULY 1, 2024**

SECTION I – EXECUTIVE SUMMARY

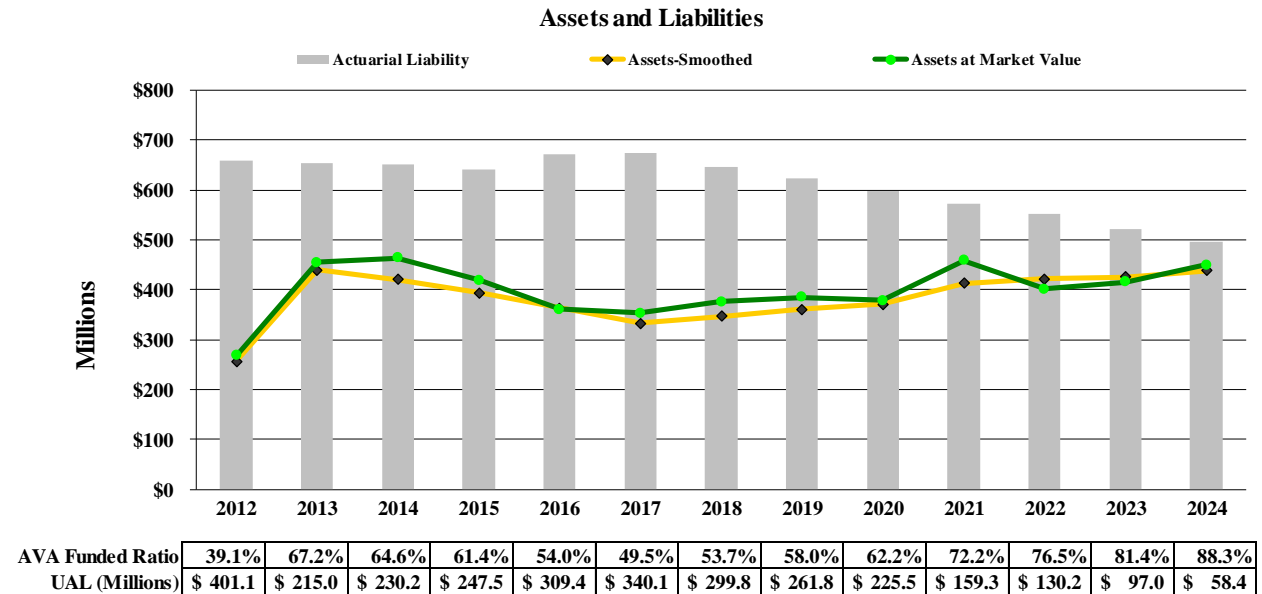
C. Historical Trends

Despite the fact that for most retirement plans the greatest attention is given to the current valuation results and in particular, the size of the current Unfunded Actuarial Liability and the employer contribution, it is important to remember that each valuation is merely a snapshot in the long-term progress of a pension fund. It is more important to judge a current year’s valuation results relative to historical trends, as well as trends expected into the future.

Assets and Liabilities

The chart below compares the Market Value of Assets (MVA) and Actuarial Value of Assets (AVA) to the Actuarial Liabilities. The percentages shown in the table below the chart are the ratios of the Actuarial Value of Assets to the Actuarial Liability (the funded ratio). We note that for the GASB disclosure report, this ratio is disclosed using the MVA.

The funded ratio increased between 2012 and 2013 due to a \$210 million contribution in July 2012. The funded ratio decreased from 67.2% to 49.5% between 2013 and 2017 due to assumption changes, liability losses, new Police MOUs, and the lack of contributions since the July 2012 payment. The funded ratio has increased from 49.5% to 88.3% over the past seven years due to recommencement of contributions, the FYE 2021 and FYE 2024 asset gains, and to a lesser extent other asset and liability gains and assumption changes.

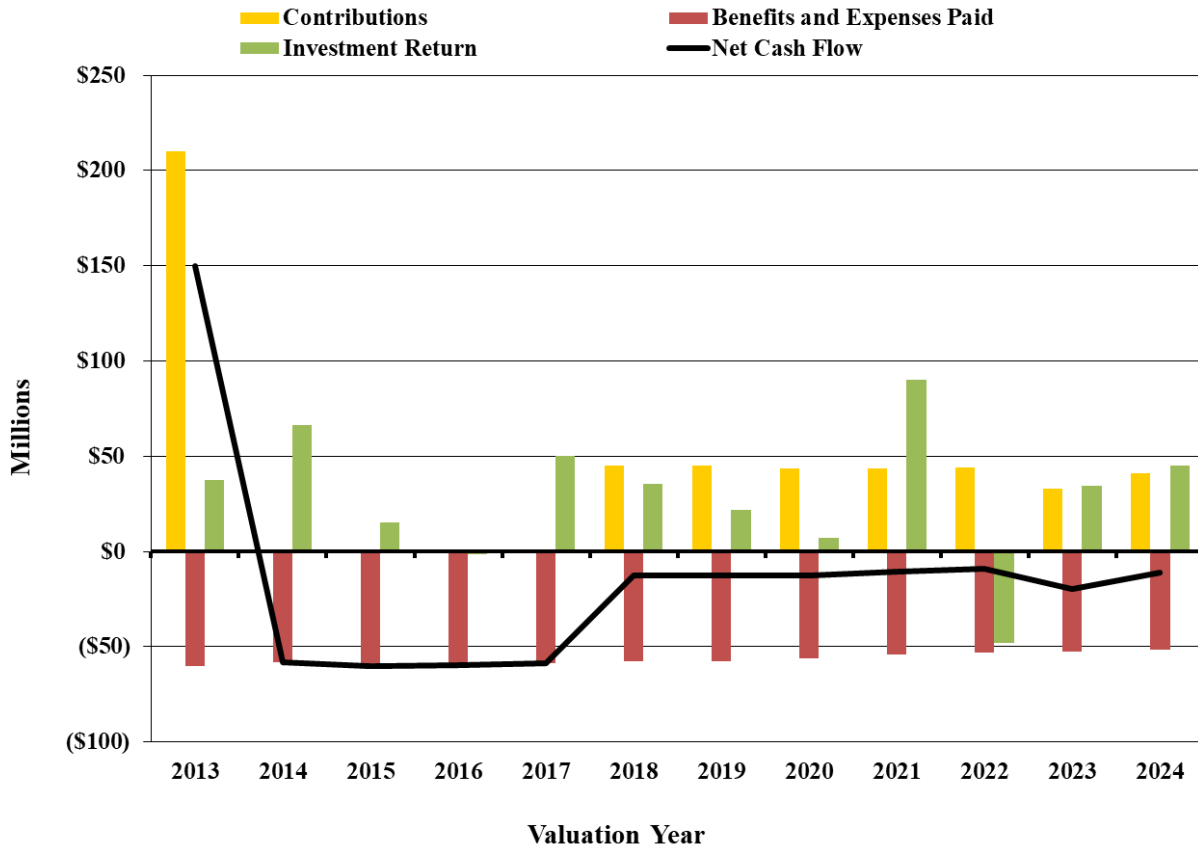


**OAKLAND POLICE AND FIRE RETIREMENT SYSTEM
ACTUARIAL VALUATION REPORT AS OF JULY 1, 2024**

SECTION I – EXECUTIVE SUMMARY

Cash Flows

The chart below shows the Plan’s net cash flow, excluding investment returns (i.e., contributions less benefit payments and administrative expenses). This is an important measure, as it reflects the ability to have funds available to meet benefit payments without having to make difficult investment decisions, especially during volatile markets.



The contributions, benefit payments, administrative expenses, investment returns, and Net Cash Flow (NCF) excluding investment returns and related investment expenses are represented by the scale on the left. The Plan’s net cash flow has been negative 11 of the last 12 fiscal years, most notably during 2014-2017 when contributions were not made to the Plan following the Pension Obligation Bond in 2013. Even with the recommencing of contributions in 2018 under the Plan’s funding policy, benefit payments exceeded contributions for the prior seven years, with a negative cash flow rate between 2-5% of plan assets per year.

A negative cash flow magnifies the losses during a market decline, hindering the Plan in its ability to absorb market fluctuations. The implications of a plan in negative cash flow are that the impact of market fluctuations can be more severe: as assets are being depleted to pay benefits in down markets, there is less principal available to be reinvested during favorable return periods. The Plan is expected to have a growing negative cash flow position going forward, since the Plan is closed and the assets are expected to decline as the remaining benefits are paid out.

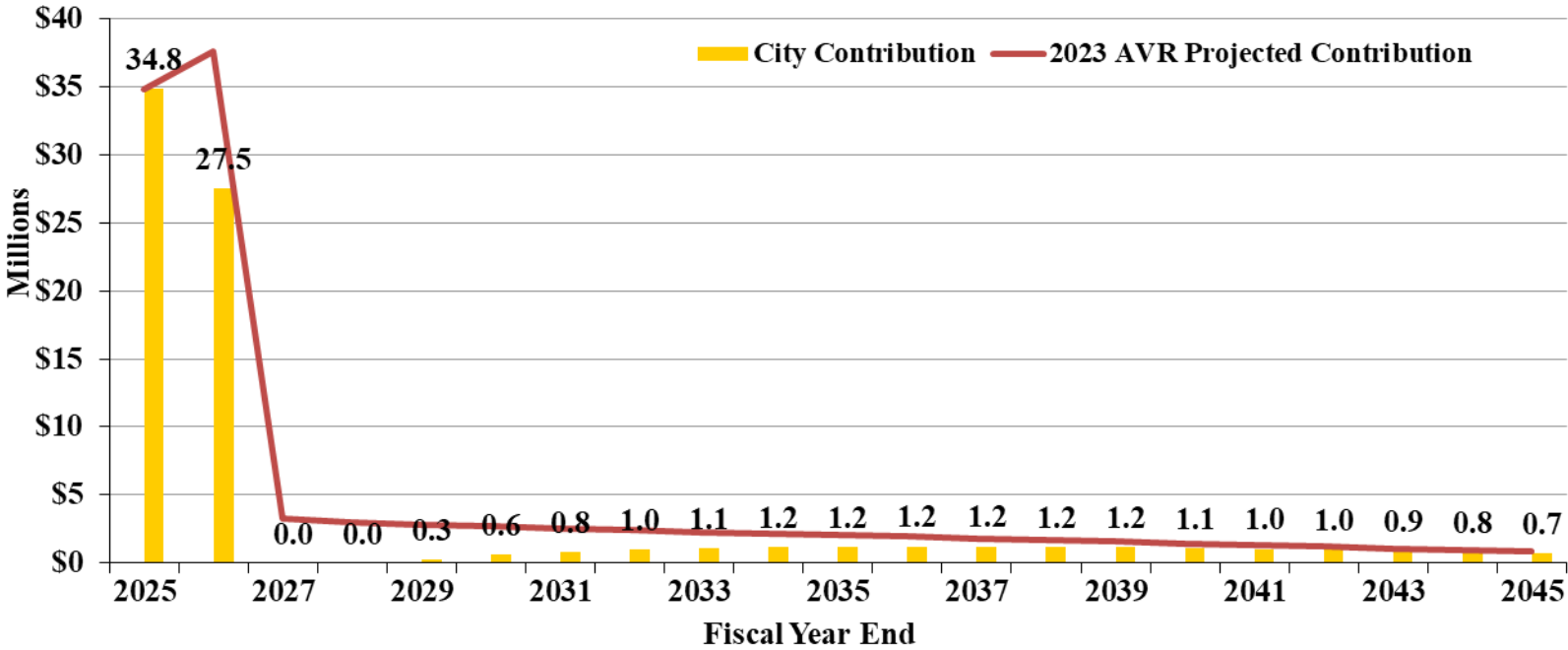
**OAKLAND POLICE AND FIRE RETIREMENT SYSTEM
ACTUARIAL VALUATION REPORT AS OF JULY 1, 2024**

SECTION I – EXECUTIVE SUMMARY

D. Future Expected Financial Trends

The analysis of projected financial trends is perhaps the most important component of this valuation. In this section, we present our assessment of the implications of the July 1, 2023 valuation results in terms of benefit security (assets over liabilities) and contribution levels. All the projections in this section are based on the assumption that the Plan will exactly achieve the assumed rate of return each year of 5.0%.

Projection of Employer Contributions



The above graph shows a projection of the City’s required contributions compared to the same projections from last year’s report. The City’s required contribution decreased from \$34.8 million in fiscal year 2025 to \$27.5 million in fiscal year 2026, and then is expected to decrease to \$0 the following year as the current unfunded liability is fully amortized and recent net asset gains offset the assumed administrative expenses. This assumes that the annual payments by the City will equal the administrative expenses, plus an amount



**OAKLAND POLICE AND FIRE RETIREMENT SYSTEM
ACTUARIAL VALUATION REPORT AS OF JULY 1, 2024**

SECTION I – EXECUTIVE SUMMARY

needed to amortize the remaining unfunded liability as a level percentage of overall Safety payroll by July 1, 2026 as is required under the City's charter.

After July 1, 2026, the UAL is expected to be fully amortized, and the contribution would generally be equal to the administrative expense, beginning in 2026-2027. However, under the current asset smoothing method there are still expected to be some deferred asset gains, which will not be recognized until after 2026; the deferred recognition of these gains is expected to result in a contribution slightly below the administrative expenses in the years after FYE 2028 in the graph on the previous page.

Note that the graph on the previous page does not forecast any future actuarial gains or losses or changes to the amortization policy. We also note that the occurrence of any future gains or losses in the years following the required full amortization date (July 1, 2026) may require a reconsideration of the funding policy for those gains or losses, as otherwise these changes would need to be recognized over an extremely short period.

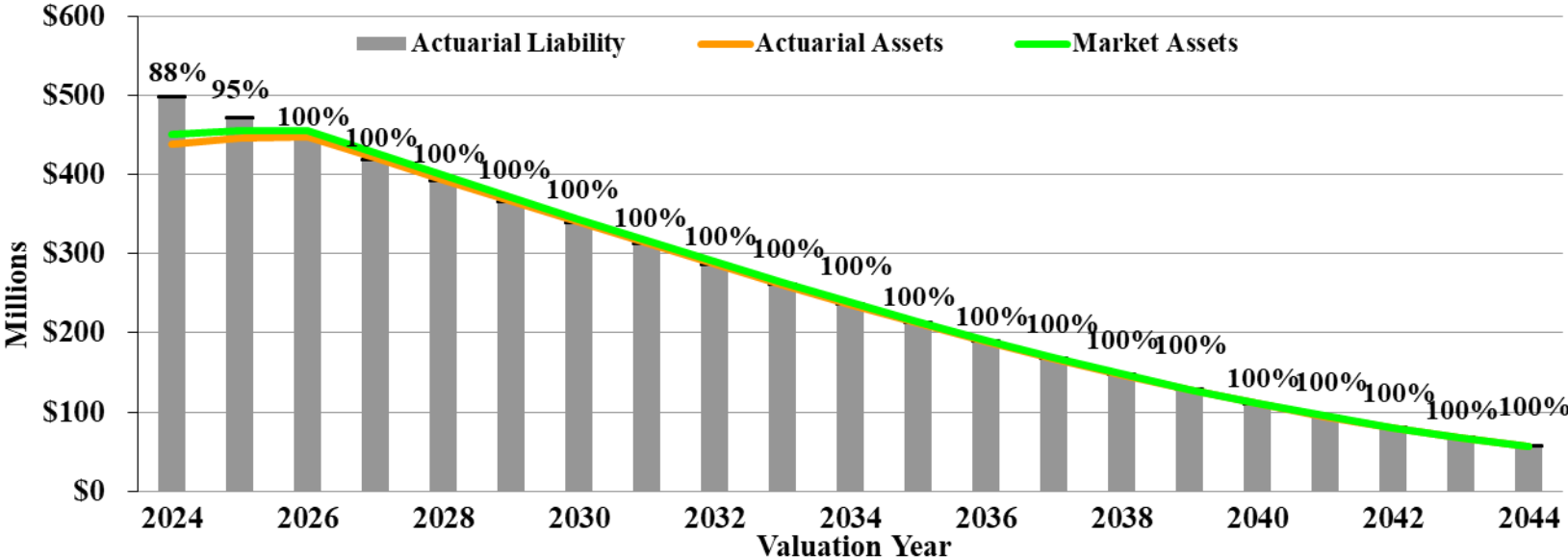
**OAKLAND POLICE AND FIRE RETIREMENT SYSTEM
ACTUARIAL VALUATION REPORT AS OF JULY 1, 2024**

SECTION I – EXECUTIVE SUMMARY

Asset and Liability Projections:

The following graph shows the projection of assets and liabilities, assuming that assets will earn the assumed rate of return each year during the projection period.

Projection of Assets and Liabilities



The graph shows that the projected funded status increases as the current unfunded liability is fully amortized, assuming all actuarial assumptions are met. Once the Plan is projected to reach 100% funding, both the assets and liabilities are expected to decline as the Plan continues to pay out benefits to the remaining members.

**OAKLAND POLICE AND FIRE RETIREMENT SYSTEM
ACTUARIAL VALUATION REPORT AS OF JULY 1, 2024**

SECTION II – IDENTIFICATION AND ASSESSMENT OF RISKS

Actuarial valuations are based on a set of assumptions about future economic and demographic experience. These assumptions represent a reasonable estimate of future experience, but actual future experience will undoubtedly be different and may be significantly different. This section of the report is intended to identify the primary risks to the plan, provide some background information about those risks, and provide an assessment of those risks.

Identification of Risks

The fundamental risk to a pension plan is that the contributions needed to pay the benefits become unaffordable. While the Plan cannot determine on its own what contribution level is unaffordable, we can project expected contributions and illustrate the potential impact of key sources of risk on those contribution rates so the City can assess affordability. While there are a number of factors that could lead to contribution amounts becoming unaffordable, we believe the primary sources are:

- Investment risk,
- COLA risk,
- Longevity risk, and
- Contribution risk.

Other risks that we have not identified may also turn out to be important.

Investment Risk is the potential for investment returns to be different than expected. Lower investment returns than anticipated will increase the Unfunded Actuarial Liability, necessitating higher contributions in the future unless there are other gains that offset these investment losses. In contrast, higher investment returns than anticipated may create a potentially significant surplus that could be difficult to use until all benefits have been paid. Expected future investment returns and their potential volatility are determined by the Plan’s asset allocation.

COLA Risk is the potential for future COLAs to increase contributions. Retirement allowances are based on the pensionable compensation attached to the average rank held during the three years immediately preceding retirement. Cost-of-living adjustments are therefore based on salary increases for current employees with the retiree’s same rank at retirement. Salary increases less than or greater than those assumed cause gains or losses, respectively. COLA increases different from those expected over the last 12 years are reflected in the “MOU Changes” column in the chart on the next page.

Longevity risk is the potential for mortality experience to be different than expected. Generally, longevity risk emerges slowly over time and is often exceeded by other changes, particularly those due to investment returns. However, for a closed plan such as PFRS, the mortality experience will have a significant impact on future cash flows. The chart on the next page shows the liability gains and losses over the last 12 years compared to the total change in the UAL for each year, a portion of which is associated with mortality experience.

**OAKLAND POLICE AND FIRE RETIREMENT SYSTEM
ACTUARIAL VALUATION REPORT AS OF JULY 1, 2024**

SECTION II – IDENTIFICATION AND ASSESSMENT OF RISKS

Contribution risk is the potential for actual future actuarially determined contributions to deviate from expected future contributions. The City Charter sets the Plan’s contribution policy. It requires the unfunded liability of the plan to be fully amortized by June 30, 2026. The Actuarially Determined Contribution (ADC) is based on a short remaining amortization period. As a result, a significant loss or change in assumptions may cause a large increase in the ADC.

The table below shows a 12-year history of changes in the UAL by source.

Table II-1 UAL Change by Source (\$ in Thousands)						
FYE	MOU Changes	Assumption Changes	Contributions vs. Tread Water		Liability Experience	Total UAL Change
			Investments			
2013	4,091	0	(188,922)	(3,803)	2,592	(186,042)
2014	0	30,598	15,146	(10,729)	(19,869)	15,147
2015	0	0	17,023	(6,171)	6,522	17,374
2016	43,480	0	15,033	486	2,830	61,829
2017	0	22,730	22,888	(4,958)	(9,959)	30,702
2018	(1,475)	0	(24,214)	(7,128)	(7,467)	(40,284)
2019	(7,173)	0	(26,691)	(5,919)	1,797	(37,986)
2020	(6,541)	0	(27,417)	(1,877)	(417)	(36,252)
2021	0	0	(29,775)	(29,872)	(6,637)	(66,284)
2022	5,389	(3,926)	(34,056)	5,319	(1,784)	(29,059)
2023	0	(9,758)	(24,191)	2,330	(1,576)	(33,195)
2024	0	0	(35,181)	(2,919)	(551)	(38,651)
Total	\$ 37,771	\$ 39,643	\$ (320,355)	\$ (65,241)	\$ (34,519)	\$ (342,701)

The UAL was reduced by approximately \$342.7 million over the last 12 years. Contributions in excess of the “tread water” level (i.e., interest on the UAL plus administrative expenses) reduced the UAL by \$320.4 million, liability experience reduced the UAL by \$34.5 million, and investment returns decreased the UAL by \$65.2 million. Meanwhile changes to MOUs increased the UAL by \$37.8 million and assumption changes increased the UAL by \$39.6 million.

Plan Maturity Measures

The future financial condition of a mature pension plan is more sensitive to each of the risks identified above than a less mature plan. Before assessing each of these risks, it is important to understand the maturity of the plan.

Plan maturity can be measured in a variety of ways, but they all get at one basic dynamic – the larger the plan is compared to the contribution or revenue base that supports it; the more sensitive the plan will be to risk. Given that the Plan has been closed to new entrants since 1976 with no

**OAKLAND POLICE AND FIRE RETIREMENT SYSTEM
ACTUARIAL VALUATION REPORT AS OF JULY 1, 2024**

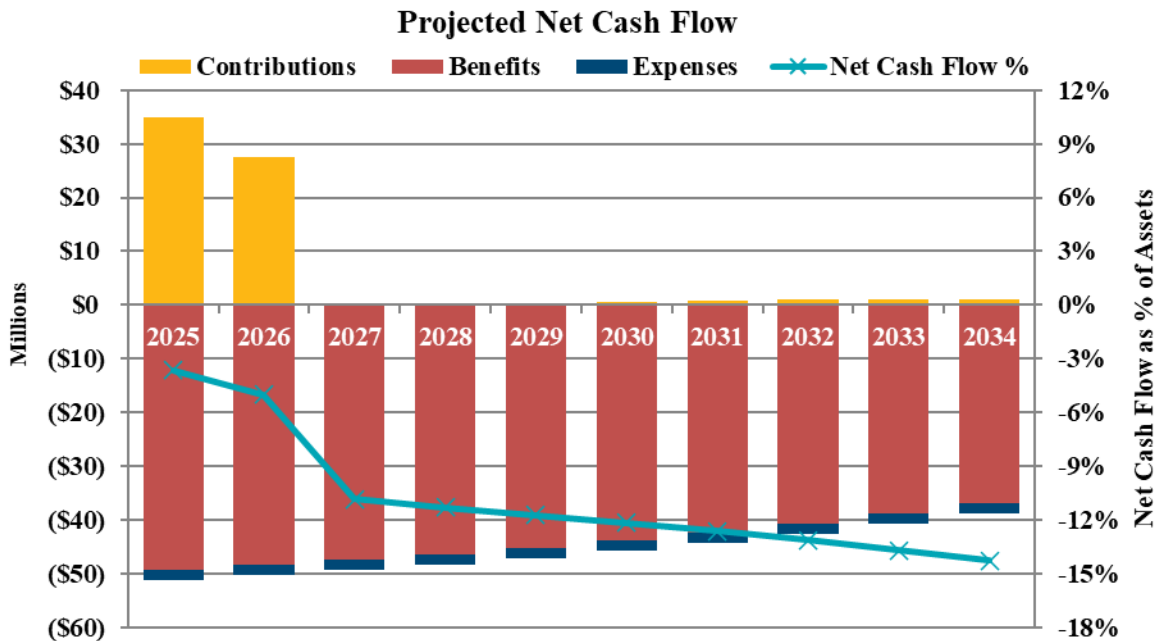
SECTION II – IDENTIFICATION AND ASSESSMENT OF RISKS

remaining active members, the Plan considered as a standalone entity is very mature, though because of the diminishing benefit cash flows it is expected to have a declining impact on overall City finances.

Net Cash Flow

The net cash flow of the plan as a percentage of the beginning of year assets indicates the sensitivity of the plan to short-term investment returns. Net cash flow is equal to contributions less benefit payments and administrative expenses. Mature plans can have large amounts of benefit payments compared to contributions, particularly if they are well funded.

The chart below shows the projected net cash flow for the next 10 fiscal years. The bars represent the dollar amounts of the different components of the projected net cash flow, and the line represents the net cash flow as a percentage of the assets as of the beginning of the fiscal year.



The Plan’s contributions are expected to drop significantly following the 2025-2026 Fiscal Year once the unfunded liability has been paid off. Beyond that point, the negative net cash flows are expected to continue until all benefits are paid.

The first issue this change presents to the Plan is a need for liquidity in the investments so that benefits can be paid. When the cash flow was positive or close to neutral, benefits could be paid out of contributions without liquidating investments. As net cash flow becomes increasingly negative, the benefit payments will require liquidation of some investments.

The other change of note is the sensitivity to short-term investment returns. Investment losses in the short term are compounded by the net withdrawal from the plan leaving a smaller asset base to try to recover from the investment losses. On the other hand, large investment gains in the short

OAKLAND POLICE AND FIRE RETIREMENT SYSTEM
ACTUARIAL VALUATION REPORT AS OF JULY 1, 2024

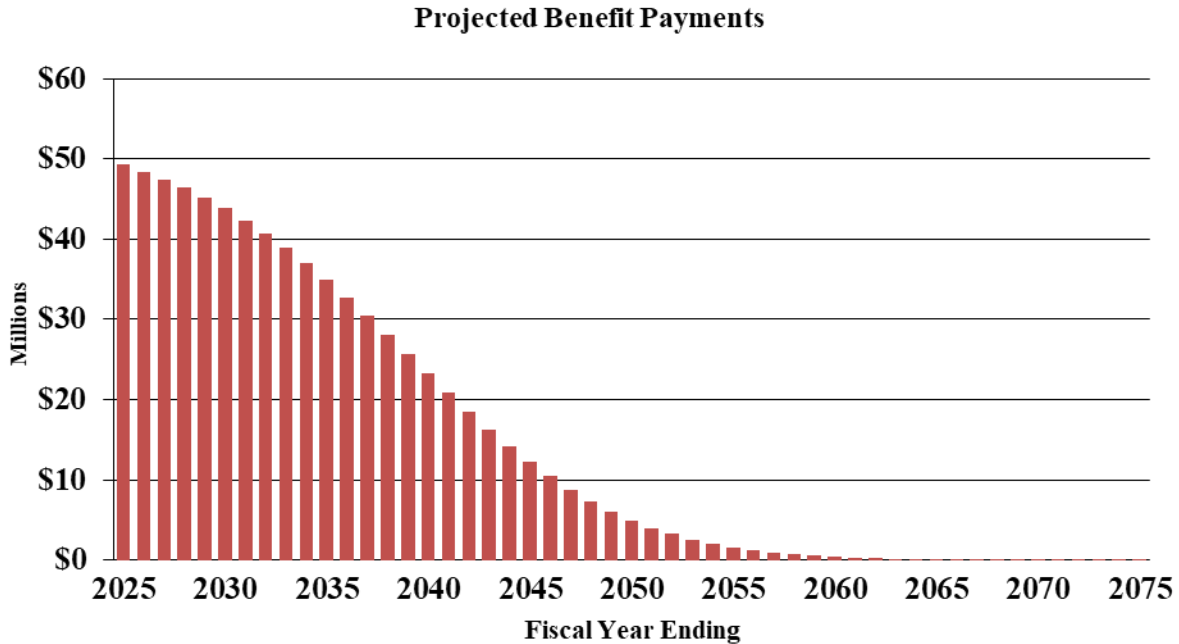
SECTION II – IDENTIFICATION AND ASSESSMENT OF RISKS

term also tend to have a longer beneficial effect as any future losses are relative to a smaller liability base due to the negative cash flow.

Assessing Costs and Risks

A closed pension plan will ultimately either end up with excess assets after all benefits have been paid or run out of assets before all benefits have been paid. The Board adopted a change in the strategic asset allocation at their February 28, 2024 meeting to reduce the risk in their portfolio by lowering their exposure to return-seeking equities and increasing their holdings in bonds. This allocation adopted by the Board pursues a strategy of de-risking the Plan to minimize the likelihood of a significant surplus or deficit occurring.

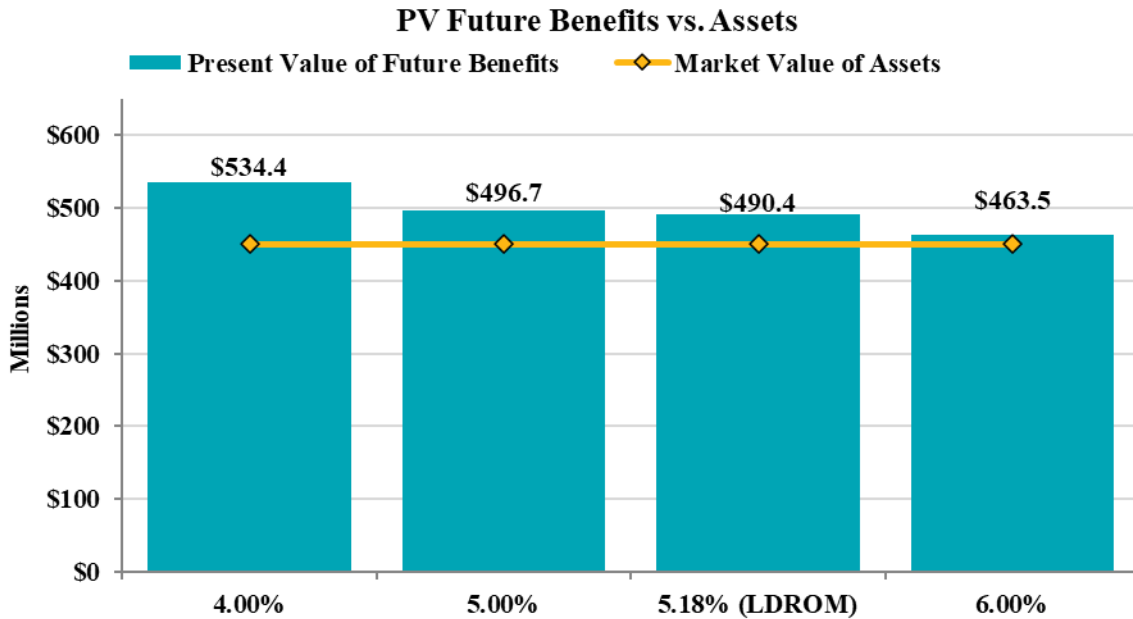
However, even if the Plan were to run out of assets, PFRS would be forced to pay benefits directly on a pay-as-you-go basis. As long as PFRS (and the City) can afford the pay-as-you-go costs, benefits would remain secure. The chart below shows a projection of expected benefit payments for the closed plan.



Sensitivity to Investment Returns

The chart on the next page compares assets to the present value of all projected future benefits discounted at the current expected rates of return of 5.0% and at investment returns 100 basis points above and below the expected rates of return for all years. The Low Default Risk Obligation Measure (LDROM) is the Actuarial Liability (equal to the total present value of future benefits, for a plan with no active members) using a discount rate derived from low-default-risk fixed income securities that approximately match the benefit payments of the plan. The present value of future benefits is shown as a teal bar and the Market Value of Assets is shown by the gold line.

SECTION II – IDENTIFICATION AND ASSESSMENT OF RISKS



If actual investment returns meet the expected returns annually, the Plan would need approximately \$497 million in assets today to pay all projected benefits compared to current assets of \$450 million. If investment returns are 100 basis points lower each year, the Plan would need approximately \$534 million in assets today, and if investment returns are 100 basis points higher, the Plan would need approximately \$464 million in assets today.

A low-risk portfolio for a pension plan would be composed entirely of low-default-risk fixed income securities whose cash flows approximately match the benefit cash flows of the plan. Based on the FTSE Pension Liability discount curve as of June 30, 2024, the single equivalent rate for such a portfolio of high quality corporate bonds (AA rated) would be approximately 5.18%. The Low-Default-Risk Obligation Measure (LDROM) represents what the liability would be if the Plan’s assets were invested in such a portfolio. As of June 30, 2024, the LDROM is \$490.4 million compared to the liability of \$496.7 million calculated at the 5.00% assumed rate of return. The measures are close to each other, as can be expected since the PFRS Board has taken significant steps to de-risk the portfolio. The current assumed return also currently has a margin for adverse deviation.

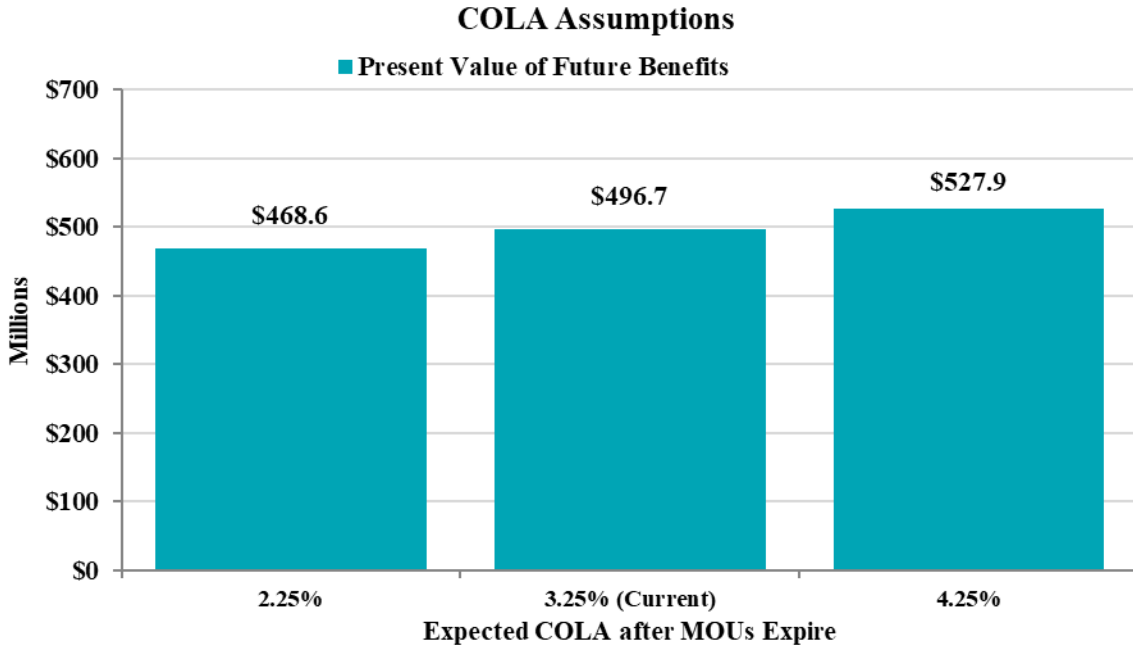
Sensitivity to COLA Changes

The present value of future benefits shown above assumes annual COLA increases of 3.25% per year once the current MOUs have expired. If COLA inflation is higher (because of higher-than-expected increases in the salaries of active employees); more assets would be needed to pay the benefits, and if COLA inflation is lower; fewer assets would be needed to pay benefits.

The chart on the next page shows the present value of all projected future benefits (discounted using the current expected rates of return) based on annual COLA increases of 3.25% per year once the current MOUs have expired – and at COLA increases 100 basis points above and below the current COLA assumptions.

OAKLAND POLICE AND FIRE RETIREMENT SYSTEM
ACTUARIAL VALUATION REPORT AS OF JULY 1, 2024

SECTION II – IDENTIFICATION AND ASSESSMENT OF RISKS



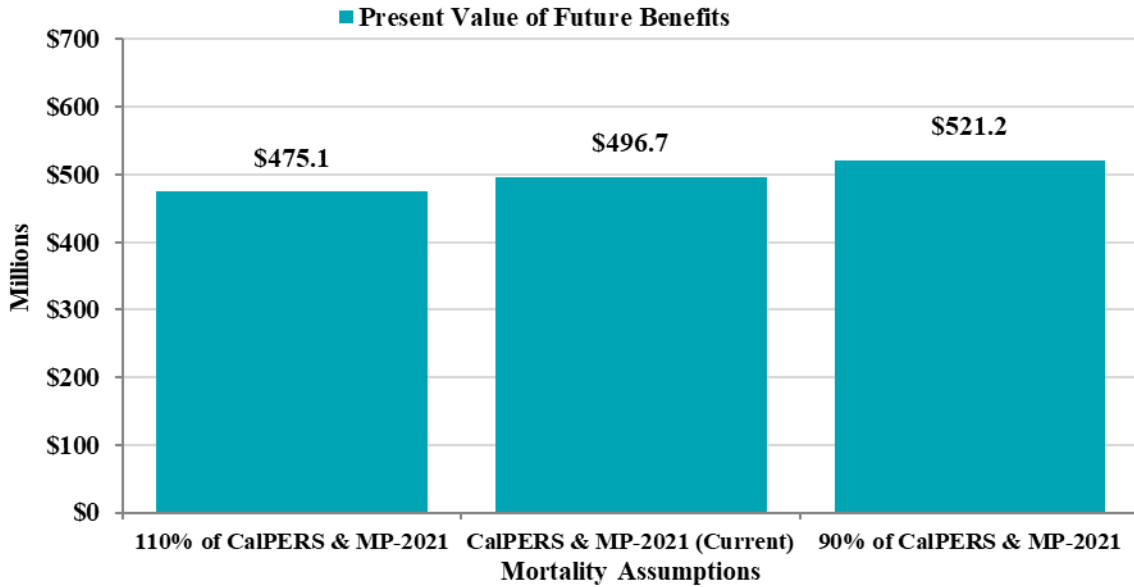
Sensitivity to Mortality Assumption Changes

The chart on the next page shows the sensitivity of the Plan to longevity / mortality experience. In the second bar, we have shown the present value of benefits using the Plan’s current mortality assumptions (i.e., using the CalPERS mortality assumptions from their 2021 experience study, with projections for generational improvements using the Society of Actuary’s MP-2021 improvement scales). In the first and third bars, we have shown results reflecting the mortality assumption base rates multiplied by 110% and 90%, respectively. As always, actual experience will drive costs, but this exhibit provides an example of the level of sensitivity of the Plan’s liabilities to possible changes in mortality.

OAKLAND POLICE AND FIRE RETIREMENT SYSTEM
ACTUARIAL VALUATION REPORT AS OF JULY 1, 2024

SECTION II – IDENTIFICATION AND ASSESSMENT OF RISKS

Mortality and Mortality Improvement Assumptions



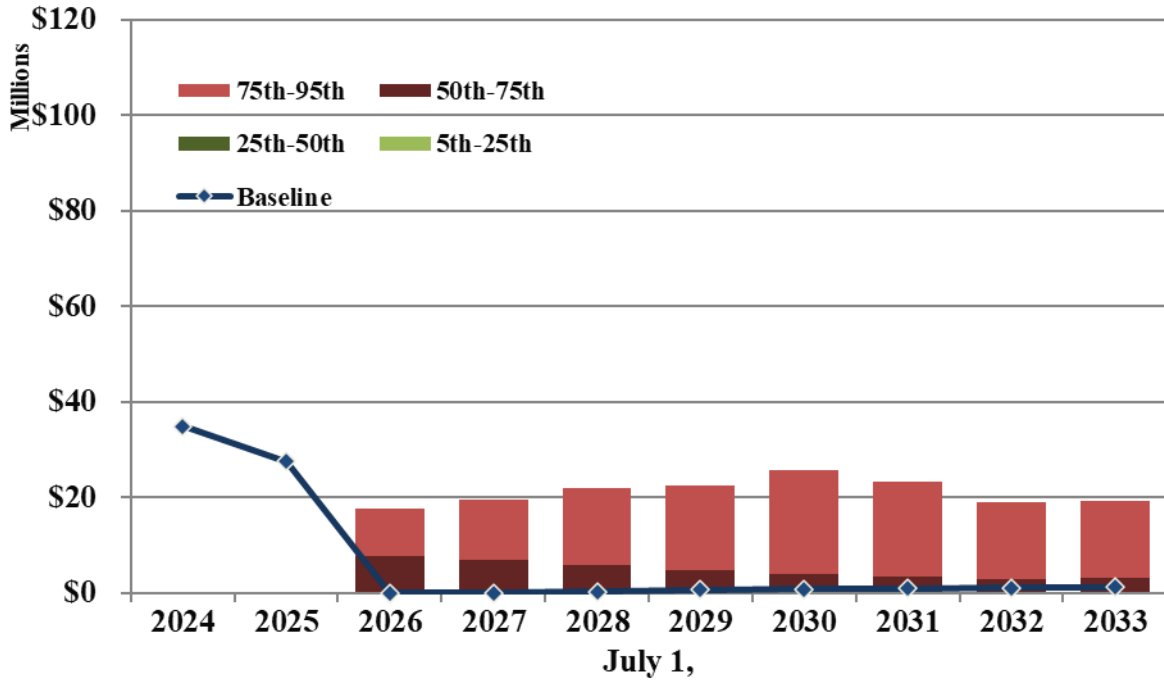
Stochastic Projections

The stochastic projections of contributions in the chart on the following page show 10 years of contribution amounts. The projections beyond June 30, 2026 are based on the current funding method – a one-year amortization period with a 12-month period between the end of the fiscal year and when the payment is made. This range is driven by the volatility (or standard deviation) of investment returns, which is assumed to be 6.8% in these projections based on the asset allocation chosen and information provided by Meketa at the February 28, 2024 Board meeting.

**OAKLAND POLICE AND FIRE RETIREMENT SYSTEM
ACTUARIAL VALUATION REPORT AS OF JULY 1, 2024**

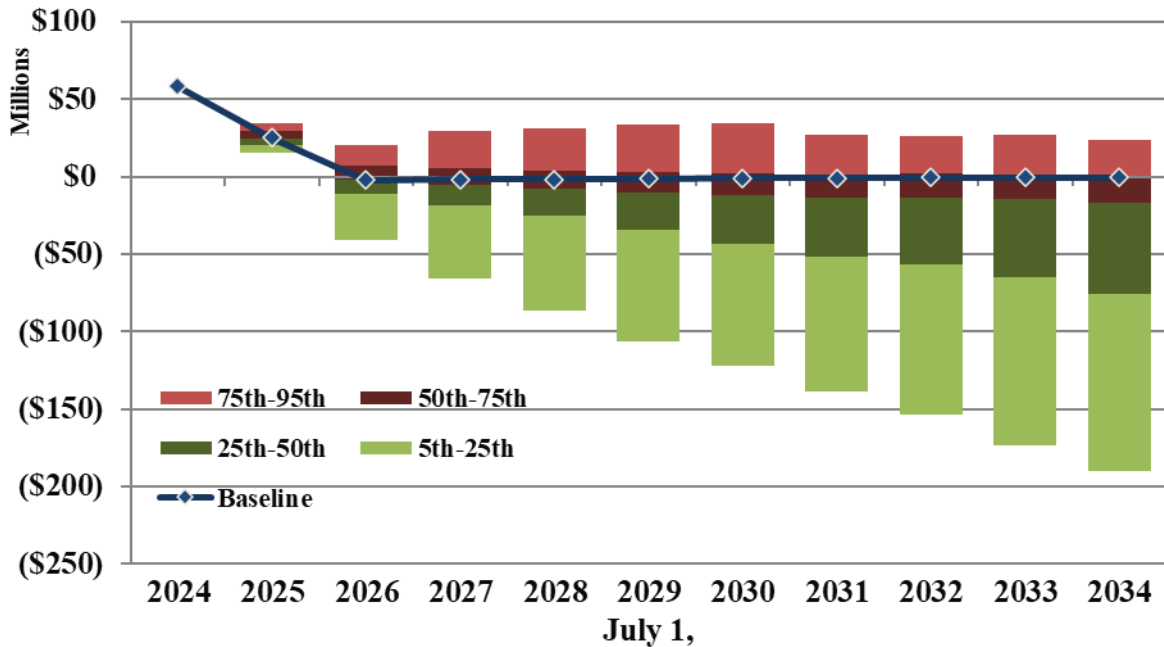
SECTION II – IDENTIFICATION AND ASSESSMENT OF RISKS

Stochastic Projection of Actuarially Determined Contribution (ADC)



The chart below shows the projection of the UAL for the next 10 years. While the UAL is projected in the baseline to be essentially eliminated by 2026, because of the statutory requirement to fully fund the Plan by that time, there is still a wide range of potential outcomes.

Stochastic Projection of UAL/(Surplus)



**OAKLAND POLICE AND FIRE RETIREMENT SYSTEM
ACTUARIAL VALUATION REPORT AS OF JULY 1, 2024**

SECTION II – IDENTIFICATION AND ASSESSMENT OF RISKS

More Detailed Assessment

A detailed assessment of risk would be valuable in understanding the risks identified above, especially given the closed nature of the plan. We encourage the Board to consider a more detailed analysis of some of the risks identified above, particularly for developing a funding strategy to deal with changes in the UAL after the required full funding date.

**OAKLAND POLICE AND FIRE RETIREMENT SYSTEM
ACTUARIAL VALUATION REPORT AS OF JULY 1, 2024**

SECTION III – ASSETS

Pension Plan assets play a key role in the financial operation of the Plan and in the decisions the Board may make with respect to future deployment of those assets. The level of assets, the allocation of assets among asset classes, and the methodology used to measure assets will likely impact benefit levels, employer contributions, and the ultimate security of participants’ benefits.

In this section, we present detailed information on Plan assets including:

- **Disclosure** of Plan assets as of June 30, 2023 and June 30, 2024,
- Statement of the **changes** in market values during the year, and
- Development of the **Actuarial Value of Assets**.

Disclosure

There are two types of asset values disclosed in the valuation, the Market Value of Assets and the Actuarial Value of Assets. The market value represents “snapshot” or “cash out” values, which provide the principal basis for measuring financial performance from one year to the next. Market values, however, can fluctuate widely with corresponding swings in the marketplace. As a result, market values are sometimes not as suitable for long-range planning as the Actuarial Value of Assets, which reflects smoothing of annual investment returns.

Table III-1 discloses and compares each component of the market asset value as of June 30, 2023 and June 30, 2024.

TABLE III-1 Statement of Assets at Market Value June 30, (in thousands)			
		2023	2024
Cash and Cash Equivalents	\$	9,567	\$ 10,390
Receivables		15,147	10,348
Investments, at Fair Value		458,166	492,690
Total Assets	\$	482,881	\$ 513,428
Liabilities		66,750	63,420
Market Value of Assets	\$	416,130	\$ 450,008

**OAKLAND POLICE AND FIRE RETIREMENT SYSTEM
ACTUARIAL VALUATION REPORT AS OF JULY 1, 2024**

SECTION III – ASSETS

Changes in Market Value

The components of asset change are:

- Contributions (employer and employee),
- Benefit payments,
- Administrative Expenses, and
- Investment income (realized and unrealized, net of investment expenses).

Table III-2 below shows the components of a change in the Market Value of Assets during 2023 and 2024.

TABLE III-2		
Changes in Market Values		
June 30,		
(in thousands)		
	<u>2023</u>	<u>2024</u>
Contributions		
Contributions of Plan Members	\$ 0	\$ 0
Contributions from the City	<u>32,712</u>	<u>40,763</u>
Total Contributions	<u>32,712</u>	<u>40,763</u>
Investment Income		
Miscellaneous Income	0	0
Investment Income	<u>34,408</u>	<u>44,912</u>
Total Investment Income	<u>34,408</u>	<u>44,912</u>
Disbursements		
Benefit Payments	(50,850)	(50,102)
Administrative Expenses	<u>(1,626)</u>	<u>(1,696)</u>
Total Disbursements	<u>(52,477)</u>	<u>(51,798)</u>
Net increase (Decrease)	14,643	33,877
Net Assets Held in Trust for Benefits:		
Beginning of Year	<u>401,487</u>	<u>416,130</u>
End of Year	\$ <u>416,130</u>	\$ <u>450,008</u>
Approximate Return	8.79%	10.94%

**OAKLAND POLICE AND FIRE RETIREMENT SYSTEM
ACTUARIAL VALUATION REPORT AS OF JULY 1, 2024**

SECTION III – ASSETS

Actuarial Value of Assets (AVA)

The Actuarial Value of Assets represents a “smoothed” value developed by the actuary to reduce the volatile results, which could develop due to short-term fluctuations in the Market Value of Assets. For this Plan, the Actuarial Value of Assets is calculated on a modified market-related value. The Actuarial Value of Assets recognizes one-fifth of the difference between the expected asset value (based on the 5.00% return assumption from 2023-2024) and the actual market value each year. The actuarial value is restricted to fall between 90% and 110% of the market value.

TABLE III-3 Development of Actuarial Value of Assets (in thousands)	
1. Calculate Expected Actuarial Value of Assets	
a. Value of Actuarial Value of Assets - July 1, 2023	\$ 425,449
b. Total Contributions and Misc Income	40,763
c. Administrative Expense	(1,696)
d. Benefit Payments	(50,102)
e. Expected Investment Earnings	<u>21,000</u>
f. Expected Actuarial Value of Assets - July 1, 2024 [1a + 1b + 1c + 1d + 1e]	\$ 435,414
2. Calculate Final Actuarial Value of Assets	
a. Value of Market Value of Assets - July 1, 2024	\$ 450,008
b. Excess of MVA over Expected AVA [2a - 1f]	14,593
c. Preliminary AVA [1f + 0.2 * 2b]	438,333
d. 90% of MVA [90% * 2a]	405,007
e. 110% of MVA [110% * 2a]	495,009
3. Final Actuarial Value of Assets [2c, not less than 2d or greater than 2e]	\$ 438,333

**OAKLAND POLICE AND FIRE RETIREMENT SYSTEM
ACTUARIAL VALUATION REPORT AS OF JULY 1, 2024**

SECTION III – ASSETS

Investment Performance

The following table calculates the investment related gain/loss for the plan year on both a market value and an actuarial value basis. The market value gain/loss is an appropriate measure for comparing the actual asset performance to the previous valuation’s 5.00% assumption.

TABLE III-4 Asset Gain/(Loss) (in thousands)		
	Market Value	Actuarial Value
July 1, 2023 value	\$ 416,130	\$ 425,449
Contributions of Plan Members	0	0
Contributions from the City	40,763	40,763
Benefit Payments	(50,102)	(50,102)
Administrative Expenses	(1,696)	(1,696)
Expected Investment Earnings (5.00%)	20,534	21,000
Expected Value June 30, 2024	\$ 425,630	\$ 435,414
Investment Gain / (Loss)	<u>24,378</u>	<u>2,919</u>
July 1, 2024 value	450,008	438,333
Return	10.94%	5.70%

**OAKLAND POLICE AND FIRE RETIREMENT SYSTEM
ACTUARIAL VALUATION REPORT AS OF JULY 1, 2024**

SECTION IV – LIABILITIES

In this section, we present detailed information on Plan liabilities including:

- **Disclosure** of Plan liabilities on July 1, 2023 and July 1, 2024
- Statement of **changes** in these liabilities during the year

Disclosure

Several types of liabilities are typically shown in an actuarial valuation report. Each type is distinguished by the people ultimately using the figures and the purpose for which they are using them. Note that these liabilities are not applicable for settlement purposes, including the purchase of annuities and the payment of lump sums.

- **Present Value of Future Benefits:** Used for measuring all future Plan obligations, the obligations of the Plan earned as of the valuation date and those to be earned in the future by current plan participants under the current Plan provisions, if all assumptions are met.
- **Actuarial Liability:** Used for funding calculations, this liability is calculated taking the present value of future benefits and subtracting the present value of future normal costs under an acceptable actuarial funding method. Because the Plan has no active members, the Actuarial Liability is equal to the present value of future benefits (i.e., all benefits are fully accrued).
- **Unfunded Actuarial Liability:** The excess of the Actuarial Liability over the Actuarial Value of Assets.

Table IV-1 on the next page discloses each of these liabilities for the current and prior valuations.

**OAKLAND POLICE AND FIRE RETIREMENT SYSTEM
ACTUARIAL VALUATION REPORT AS OF JULY 1, 2024**

SECTION IV – LIABILITIES

TABLE IV-1		
Liabilities/Net (Surplus)/Unfunded		
(in thousands)		
	July 1, 2023	July 1, 2024
<u>Present Value of Future Benefits</u>		
Active Participant Benefits	\$ 0	\$ 0
Retiree and Inactive Benefits	<u>522,457</u>	<u>496,690</u>
Present Value of Future Benefits (PVB)	\$ 522,457	\$ 496,690
<u>Actuarial Liability</u>		
Present Value of Future Benefits (PVB)	\$ 522,457	\$ 496,690
Present Value of Future Normal Costs (PVFNC)	<u>0</u>	<u>0</u>
Actuarial Liability (AL = PVB – PVFNC)	\$ 522,457	\$ 496,690
Actuarial Value of Assets (AVA)	<u>425,449</u>	<u>438,333</u>
Net (Surplus)/Unfunded (AL – AVA)	\$ 97,008	\$ 58,357

**OAKLAND POLICE AND FIRE RETIREMENT SYSTEM
ACTUARIAL VALUATION REPORT AS OF JULY 1, 2024**

SECTION IV – LIABILITIES

Changes in Liabilities

Each of the liabilities disclosed in the prior table is expected to change at each valuation. The components of that change, depending upon which liability is analyzed, can include:

- New hires since the last valuation (not applicable for this Plan)
- Benefits accrued since the last valuation (not applicable for this Plan)
- Plan amendments
- Passage of time which adds interest to the prior liability
- Benefits paid to retirees since the last valuation
- Participants retiring, terminating, dying, or receiving COLA adjustments at rates different than expected
- A change in actuarial or investment assumptions
- A change in the actuarial funding method or software

Unfunded liabilities will change because of all of the above and also due to changes in Plan assets resulting from:

- Employer contributions different than expected
- Investment earnings different than expected
- A change in the method used to measure plan assets

TABLE IV-2 Changes in Actuarial Liability (in thousands)	
Actuarial Liability at July 1, 2023	\$ 522,457
Actuarial Liability at July 1, 2024	\$ 496,690
Liability Increase (Decrease)	\$ (25,767)
Change due to:	
Plan Design Changes (MOU)	\$ 0
Assumption Change	0
Accrual of Benefits	0
Actual Benefit Payments	(50,102)
Interest	24,886
Actuarial Liability (Gain)/Loss	\$ (551)

**OAKLAND POLICE AND FIRE RETIREMENT SYSTEM
ACTUARIAL VALUATION REPORT AS OF JULY 1, 2024**

SECTION IV – LIABILITIES

TABLE IV-3			
Liabilities by Group as of July 1, 2024			
(in thousands)			
	Police	Fire	Total
Actuarial Accrued Liability			
Active	\$ 0	\$ 0	0
Service Retirees	182,095	56,909	239,005
Disabled Retirees	64,604	66,480	131,085
Beneficiaries	<u>74,671</u>	<u>51,930</u>	<u>126,601</u>
Total Accrued Liability	\$ 321,371	\$ 175,319	\$ 496,690

TABLE IV-4	
Development of Actuarial Gain / (Loss)	
(in thousands)	
1. Unfunded Actuarial Liability at Start of Year (not less than zero)	\$ 97,008
2. Employer Normal Cost at Start of Year	0
3. Interest on 1. and 2. to End of Year	4,850
4. Contributions and Miscellaneous Income for Prior Year	40,763
5. Administrative Expenses	(1,696)
6. Interest on 4. and 5. to End of Year	965
7. Change in Unfunded Actuarial Liability Due to Changes in Assumptions	0
8. Expected Unfunded Actuarial Liability at End of Year [1. + 2. + 3. - 4. - 5. - 6. + 7.]	\$ 61,827
9. Actual Unfunded Actuarial Liability at End of Year (not less than zero)	58,357
10. Unfunded Actuarial Liability Gain / (Loss) [8. - 9.]	\$ 3,470

**OAKLAND POLICE AND FIRE RETIREMENT SYSTEM
ACTUARIAL VALUATION REPORT AS OF JULY 1, 2024**

SECTION V – CONTRIBUTIONS

In the process of evaluating the financial condition of any pension plan, the actuary analyzes the assets and liabilities to determine what level (if any) of contributions is needed to properly maintain the funding status of the Plan. Typically, the actuarial process will use a funding technique that will result in a pattern of contributions that is both stable and predictable.

For this Plan, the actuarial funding method used to determine the normal cost and the Unfunded Actuarial Liability is the **Entry Age Normal Cost Method**.

The normal cost rate is determined with the normal cost percentage equal to the total projected value of benefits at entry age, divided by present value of future salary at entry age. Since there are no longer any active employees, the normal cost for this plan is \$0.

The Unfunded Actuarial Liability is the difference between the EAN Actuarial Liability and the Actuarial Value of Assets. For the contribution projections, the UAL payment is based on the unfunded liability of the Plan being fully amortized by June 30, 2026 in accordance with the City Charter. Amortization payments are determined based on an assumption that payments will increase by 3.25% each year, reflecting the assumed ultimate rate of increase in overall City Safety member salaries.

An amount equal to the expected administrative expenses for the Plan is added directly to the actuarial cost calculation.

Table V-1 on the next page shows the employer contribution amount for the 2025-2026 Fiscal Year. The projected assets and liabilities assume that all actuarial assumptions are met and that contributions are made as expected between now and June 30, 2025.

For this calculation, we have shown the contribution amount using both the projected actuarial and Market Value of Assets. The current funding policy uses the AVA to determine the UAL and the associated amortization payment. We have included the contribution amount as determined using the current Market Value of Assets to demonstrate what the actuarial cost would be if all deferred asset losses were fully recognized at the time the contributions commence. In both cases, the contribution is based on an assumption that the investment returns will exactly equal the assumed rate of return during the 2024-2025 Fiscal Year.

**OAKLAND POLICE AND FIRE RETIREMENT SYSTEM
ACTUARIAL VALUATION REPORT AS OF JULY 1, 2024**

SECTION V – CONTRIBUTIONS

**TABLE V-I
Development of Projected 2025-2026 Employer Contribution Amount
(in thousands)**

	Actuarial Value of Assets	Market Value of Assets
1. Value of Assets at June 30, 2024:	\$ 438,333	\$ 450,008
a. Expected Contributions and Misc Income	34,845	34,845
b. Expected Administrative Expense	(1,841)	(1,841)
c. Expected Benefit Payments	(49,184)	(49,184)
d. Expected Investment Earnings	<u>21,517</u>	<u>22,101</u>
2. Expected Value of Assets at June 30, 2025:	\$ 443,670	\$ 455,929
a. Excess of Expected MVA over Expected AVA	12,259	
b. Preliminary AVA [Expected AVA + 20% * 2a]	\$ 446,122	
c. 90% of Expected MVA	410,336	
d. 110% of Expected MVA	501,521	
3. Final Expected AVA [2b, not less than 2c or greater than 2d]	\$ 446,122	\$ 455,929
4. Entry Age Liability at June 30, 2024	\$ 496,690	\$ 496,690
5. Expected Benefit Payments	(49,184)	(49,184)
6. Expected Interest	<u>23,620</u>	<u>23,620</u>
7. Expected Entry Age Liability at June 30, 2025	\$ 471,126	\$ 471,126
8. Projected Unfunded Actuarial Liability: (7) - (3)	\$ 25,004	\$ 15,197
9. Funded Ratio: (3) / (7)	94.7%	96.8%
10. Unfunded Actuarial Liability Amortization at Middle of Year as a Level Percentage of Payroll (1 Year Remaining) as of June 30, 2025	\$ 25,622	\$ 15,573
11. Expected Administrative Expenses for Fiscal 2025-2026	<u>1,894</u>	<u>1,894</u>
12. Total Contribution: (10) + (11)	\$ 27,516	\$ 17,467

**OAKLAND POLICE AND FIRE RETIREMENT SYSTEM
ACTUARIAL VALUATION REPORT AS OF JULY 1, 2024**

SECTION VI – HEADCOUNT AND BENEFIT PAYMENT PROJECTIONS

TABLE VI-1 Benefit Payment and Headcount Projection							
Fiscal Year Ending June 30,	Police		Fire		Total		
	Count	Benefits (in thousands)	Count	Benefits (in thousands)	Count	Benefits (in thousands)	
2025	389.0	\$ 30,556	237.0	\$ 18,628	626.0	\$ 49,184	
2026	374.9	\$ 30,144	225.1	\$ 18,099	599.9	\$ 48,242	
2027	360.5	\$ 29,733	213.1	\$ 17,566	573.6	\$ 47,299	
2028	345.9	\$ 29,240	201.1	\$ 16,989	547.0	\$ 46,229	
2029	330.8	\$ 28,657	189.3	\$ 16,369	520.1	\$ 45,026	
2030	315.3	\$ 27,975	177.5	\$ 15,708	492.9	\$ 43,683	
2031	299.4	\$ 27,189	165.9	\$ 15,009	465.3	\$ 42,197	
2032	283.0	\$ 26,292	154.4	\$ 14,272	437.3	\$ 40,564	
2033	266.0	\$ 25,283	143.0	\$ 13,501	409.0	\$ 38,784	
2034	248.7	\$ 24,161	131.8	\$ 12,695	380.5	\$ 36,857	
2035	230.9	\$ 22,932	120.7	\$ 11,859	351.7	\$ 34,791	
2036	213.0	\$ 21,608	109.9	\$ 10,997	322.8	\$ 32,605	
2037	194.9	\$ 20,202	99.2	\$ 10,117	294.1	\$ 30,319	
2038	177.0	\$ 18,732	88.9	\$ 9,232	265.9	\$ 27,963	
2039	159.3	\$ 17,217	79.0	\$ 8,351	238.4	\$ 25,568	
2040	142.2	\$ 15,680	69.6	\$ 7,486	211.8	\$ 23,165	
2041	125.7	\$ 14,144	60.7	\$ 6,648	186.4	\$ 20,791	
2042	110.0	\$ 12,630	52.4	\$ 5,847	162.4	\$ 18,478	
2043	95.3	\$ 11,162	44.9	\$ 5,094	140.2	\$ 16,256	
2044	81.7	\$ 9,760	38.0	\$ 4,395	119.7	\$ 14,155	
2045	69.3	\$ 8,442	31.9	\$ 3,755	101.1	\$ 12,197	
2046	58.1	\$ 7,220	26.5	\$ 3,180	84.6	\$ 10,400	
2047	48.2	\$ 6,106	21.8	\$ 2,669	69.9	\$ 8,775	
2048	39.5	\$ 5,106	17.7	\$ 2,221	57.2	\$ 7,326	
2049	32.0	\$ 4,221	14.3	\$ 1,832	46.3	\$ 6,054	
2050	25.7	\$ 3,452	11.5	\$ 1,500	37.1	\$ 4,953	
2051	20.3	\$ 2,795	9.1	\$ 1,220	29.4	\$ 4,015	
2052	16.0	\$ 2,241	7.2	\$ 986	23.2	\$ 3,227	
2053	12.4	\$ 1,781	5.6	\$ 793	18.0	\$ 2,574	
2054	9.6	\$ 1,404	4.4	\$ 634	14.0	\$ 2,038	

**OAKLAND POLICE AND FIRE RETIREMENT SYSTEM
ACTUARIAL VALUATION REPORT AS OF JULY 1, 2024**

SECTION VI – HEADCOUNT AND BENEFIT PAYMENT PROJECTIONS

TABLE VI-1 Benefit Payment and Headcount Projection (Continued)							
Fiscal Year Ending June 30,	Police		Fire		Total		
	Count	Benefits (in thousands)	Count	Benefits (in thousands)	Count	Benefits (in thousands)	
2055	7.3	\$ 1,099	3.4	\$ 505	10.7	\$ 1,603	
2056	5.6	\$ 854	2.6	\$ 399	8.2	\$ 1,253	
2057	4.2	\$ 659	2.0	\$ 314	6.2	\$ 974	
2058	3.2	\$ 505	1.5	\$ 246	4.7	\$ 751	
2059	2.3	\$ 385	1.1	\$ 191	3.5	\$ 576	
2060	1.7	\$ 290	0.9	\$ 147	2.6	\$ 438	
2061	1.3	\$ 217	0.6	\$ 112	1.9	\$ 329	
2062	0.9	\$ 160	0.5	\$ 84	1.4	\$ 245	
2063	0.7	\$ 117	0.3	\$ 63	1.0	\$ 179	
2064	0.5	\$ 84	0.2	\$ 46	0.7	\$ 130	
2065	0.3	\$ 59	0.2	\$ 33	0.5	\$ 92	
2066	0.2	\$ 41	0.1	\$ 23	0.3	\$ 64	
2067	0.1	\$ 28	0.1	\$ 16	0.2	\$ 44	
2068	0.1	\$ 18	0.1	\$ 11	0.1	\$ 29	
2069	0.1	\$ 12	0.0	\$ 7	0.1	\$ 18	
2070	0.0	\$ 7	0.0	\$ 4	0.1	\$ 11	
2071	0.0	\$ 4	0.0	\$ 3	0.0	\$ 7	
2072	0.0	\$ 2	0.0	\$ 1	0.0	\$ 4	
2073	0.0	\$ 1	0.0	\$ 1	0.0	\$ 2	
2074	0.0	\$ 0	0.0	\$ 0	0.0	\$ 1	
2075	0.0	\$ 0	0.0	\$ 0	0.0	\$ 0	
2076	0.0	\$ 0	0.0	\$ 0	0.0	\$ 0	
2077	0.0	\$ 0	0.0	\$ 0	0.0	\$ 0	
2078	0.0	\$ 0	0.0	\$ 0	0.0	\$ 0	
2079	0.0	\$ 0	0.0	\$ 0	0.0	\$ 0	
2080	0.0	\$ 0	0.0	\$ 0	0.0	\$ 0	
2081	0.0	\$ 0	0.0	\$ 0	0.0	\$ 0	
2082	0.0	\$ 0	0.0	\$ 0	0.0	\$ 0	
2083	0.0	\$ 0	0.0	\$ 0	0.0	\$ 0	

**OAKLAND POLICE AND FIRE RETIREMENT SYSTEM
ACTUARIAL VALUATION REPORT AS OF JULY 1, 2024**

APPENDIX A – MEMBERSHIP INFORMATION

Summary of Participant Data as of

Active Participants	July 1, 2023			July 1, 2024		
	Police	Fire	Total	Police	Fire	Total
Number	0	0	0	0	0	0
Number Vested	0	0	0	0	0	0
Average Age	0.0	0.0	0.0	0.0	0.0	0.0
Average Service	0.0	0.0	0.0	0.0	0.0	0.0
Average Pay	\$0	\$0	\$0	\$0	\$0	\$0
Service Retirees						
Number	196	75	271	188	67	255
Average Age	78.9	82.2	79.8	79.6	82.1	80.3
Average Annual Benefit	\$86,776	\$90,603	\$87,835	\$89,492	\$90,902	\$89,863
Disabled Retirees						
Number	81	84	165	75	80	155
Average Age	78.4	79.3	78.9	79.2	80.1	79.7
Average Annual Benefit	\$83,502	\$84,933	\$84,231	\$86,471	\$87,356	\$86,928
Beneficiaries						
Number	126	91	217	126	90	216
Average Age	80.8	83.5	81.9	81.0	83.4	82.0
Average Annual Benefit	\$60,935	\$64,148	\$62,283	\$62,182	\$67,031	\$64,202
All Inactives						
Number	403	250	653	389	237	626
Average Age	79.4	81.7	80.3	80.0	81.9	80.7
Average Annual Benefit	\$78,039	\$79,068	\$78,433	\$80,064	\$80,640	\$80,282

Data pertaining to active and inactive Members and their beneficiaries as of the valuation date was supplied by the Plan Administrator.

**OAKLAND POLICE AND FIRE RETIREMENT SYSTEM
ACTUARIAL VALUATION REPORT AS OF JULY 1, 2024**

APPENDIX A – MEMBERSHIP INFORMATION

Changes in Plan Membership: Police

	Actives	Service Retirees	Disabled Retirees	Beneficiaries	Total
July 1, 2023	0	196	81	126	403
Retired	0	0	0	0	0
Disabled	0	0	0	0	0
Deceased	0	(8)	(6)	(8)	(22)
New Beneficiary	0	0	0	8	8
July 1, 2024	0	188	75	126	389

Changes in Plan Membership: Fire

	Actives	Service Retirees	Disabled Retirees	Beneficiaries	Total
July 1, 2023	0	75	84	91	250
Retired	0	0	0	0	0
Disabled	0	0	0	0	0
Deceased	0	(8)	(4)	(7)	(19)
New Beneficiary	0	0	0	6	6
July 1, 2024	0	67	80	90	237

Changes in Plan Membership: All

	Actives	Service Retirees	Disabled Retirees	Beneficiaries	Total
July 1, 2023	0	271	165	217	653
Retired	0	0	0	0	0
Disabled	0	0	0	0	0
Deceased	0	(16)	(10)	(15)	(41)
New Beneficiary	0	0	0	14	14
July 1, 2024	0	255	155	216	626

**OAKLAND POLICE AND FIRE RETIREMENT SYSTEM
ACTUARIAL VALUATION REPORT AS OF JULY 1, 2024**

APPENDIX A – MEMBERSHIP INFORMATION

Service Retired Participants

Age	Police		Fire		Total	
	Number	Total Annual Benefit	Number	Total Annual Benefit	Number	Total Annual Benefit
< 50	0	\$0	0	\$0	0	\$0
50-54	0	\$0	0	\$0	0	\$0
55-59	0	\$0	0	\$0	0	\$0
60-64	0	\$0	0	\$0	0	\$0
65-69	0	\$0	0	\$0	0	\$0
70-74	30	\$2,734,182	2	\$171,144	32	\$2,905,326
75-79	79	\$6,996,611	21	\$1,747,777	100	\$8,744,388
80-84	59	\$5,067,407	29	\$2,776,146	88	\$7,843,553
85-89	15	\$1,586,266	7	\$635,412	22	\$2,221,678
90-94	4	\$330,271	7	\$634,765	11	\$965,036
95-99	0	\$0	1	\$125,208	1	\$125,208
100+	1	\$109,792	0	\$0	1	\$109,792
Total	188	\$16,824,530	67	\$6,090,452	255	\$22,914,981

Disability Retired Participants

Age	Police		Fire		Total	
	Number	Total Annual Benefit	Number	Total Annual Benefit	Number	Total Annual Benefit
< 50	0	\$0	0	\$0	0	\$0
50-54	0	\$0	0	\$0	0	\$0
55-59	0	\$0	0	\$0	0	\$0
60-64	0	\$0	0	\$0	0	\$0
65-69	0	\$0	0	\$0	0	\$0
70-74	8	\$683,194	11	\$862,993	19	\$1,546,187
75-79	44	\$3,830,312	33	\$2,807,329	77	\$6,637,641
80-84	16	\$1,349,042	25	\$2,227,482	41	\$3,576,524
85-89	6	\$492,757	7	\$723,240	13	\$1,215,997
90-94	1	\$130,029	4	\$367,476	5	\$497,505
95-99	0	\$0	0	\$0	0	\$0
100+	0	\$0	0	\$0	0	\$0
Total	75	\$6,485,334	80	\$6,988,520	155	\$13,473,853

**OAKLAND POLICE AND FIRE RETIREMENT SYSTEM
ACTUARIAL VALUATION REPORT AS OF JULY 1, 2024**

APPENDIX A – MEMBERSHIP INFORMATION

Beneficiaries

Age	Police		Fire		Total	
	Number	Total Annual Benefit	Number	Total Annual Benefit	Number	Total Annual Benefit
< 50	0	\$0	0	\$0	0	\$0
50-54	0	\$0	0	\$0	0	\$0
55-59	0	\$0	0	\$0	0	\$0
60-64	3	\$210,731	1	\$98,968	4	\$309,699
65-69	4	\$292,098	4	\$247,692	8	\$539,790
70-74	20	\$1,213,542	10	\$763,590	30	\$1,977,132
75-79	36	\$2,163,271	18	\$1,205,299	54	\$3,368,570
80-84	34	\$1,994,396	19	\$1,248,624	53	\$3,243,020
85-89	11	\$703,614	13	\$858,980	24	\$1,562,594
90-94	8	\$646,669	14	\$908,420	22	\$1,555,088
95-99	9	\$553,838	10	\$636,401	19	\$1,190,238
100+	1	\$56,725	1	\$64,843	2	\$121,569
Total	126	\$7,834,885	90	\$6,032,815	216	\$13,867,700

**OAKLAND POLICE AND FIRE RETIREMENT SYSTEM
ACTUARIAL VALUATION REPORT AS OF JULY 1, 2024**

APPENDIX B – STATEMENT OF ACTUARIAL ASSUMPTIONS AND METHODS

The assumptions and methods used in the actuarial valuation as of June 30, 2024 are based on an experience study covering the period through June 30, 2023 as adopted by the Board of Administration at the March 27, 2024 Board meeting. Please refer to materials presented at those meetings for the rationale for each assumption.

Contribution Allocation Procedure

The contribution allocation procedure primarily consists of an actuarial cost method, an asset valuation method, and an amortization method as described below. This contribution allocation procedure, combined with reasonable assumptions, produces a Reasonable Actuarially Determined Contribution as defined in Actuarial Standard of Practice No. 4. The contribution allocation procedure was selected to balance benefit security, intergenerational equity, and the stability of actuarially determined contributions. The selection also considered the demographics of plan members, the funding goals and objectives of the Board, and the need to accumulate assets to make benefit payments when due. There were no changes to the contribution allocation procedures from the prior valuation.

Actuarial Cost and Amortization Method

The Entry Age Normal Actuarial Cost Method is used. Under this method, the Plan's Actuarial Liability (AL) is determined as the Present Value of Future Benefits (PVFB) less the Present Value of Future Normal Costs (PVFNC). Since all of the Plan's members are retired, the AL and the PVFB are the same.

The excess of the AL over the Actuarial Value of Assets (AVA) is the Unfunded Actuarial Liability (UAL). In accordance with the Plan's funding agreement with the City of Oakland, the UAL must be amortized by July 1, 2026 with contributions resuming in the 2017-2018 fiscal year. The projected fiscal year 2025-2026 contribution has been calculated using level percent of pay amortization, based on total projected City payroll for all Safety employees.

Actuarial Value of Plan Assets

In determining the recommended employer contribution to the PFRS, we use a smoothed Actuarial Value of Assets. The asset smoothing method dampens the volatility in asset values that could occur because of the fluctuations in market conditions. Use of an asset smoothing method is consistent with the long-term nature of the actuarial valuation process. Assets are assumed to be used exclusively for the provision of retirement benefits and expenses.

The Actuarial Value of Assets is equal to 100% of the *expected Actuarial Value of Assets* plus 20% of the difference between the current Market Value of Assets and the expected Actuarial Value of Assets. In no event will the Actuarial Value of Assets ever be less than 90% of the Market Value of Assets or greater than 110% of the Market Value of Assets. The expected Actuarial Value of Assets is equal to the prior year's Actuarial Value of Assets increased with actual contributions made, decreased with actual disbursements made, all items (prior assets, contributions, and disbursements) further adjusted with expected investment returns for the year.

**OAKLAND POLICE AND FIRE RETIREMENT SYSTEM
ACTUARIAL VALUATION REPORT AS OF JULY 1, 2024**

APPENDIX B – STATEMENT OF ACTUARIAL ASSUMPTIONS AND METHODS

Actuarial Assumptions

1. Rate of Return

The expected annual rate of return, net of investment expenses, on all Plan assets is 5.0%.

2. Inflation

The assumed rate of general inflation is 2.75% (entire US) and local inflation is 2.85% (Bay Area). The general inflation rate is used in the determination of the investment return assumptions. The local inflation rate is used in the determination of the growth in expenses and salaries (which determine the COLA increases).

3. Administrative Expenses

Administrative expenses for the Fiscal Year Ending June 30, 2024 are assumed to be \$1,841,372, growing at 2.85% per year.

4. Cost-of-Living Adjustments and Long-Term Salary Increases

Cost-of-living adjustments are based on salary increases for a retiree’s rank at retirement.

The long-term rate of salary increase is assumed to be 3.25% (2.85% inflation plus 0.4% productivity). This rate is used to project cost-of-living increases after the expiration of the current contracts, as well as representing the expected level of overall Safety payroll growth used to calculate the unfunded liability amortization payment. The following schedule shows salary increases based on the current Police and Fire contracts that expire on June 30, 2026. All increases shown after that date are assumptions.

Post-Retirement Benefit Increases (Based on Salary Increases for Rank at Retirement)		
Date of Increase	Police	Fire
July 1, 2024	3.00%	3.00%
July 1, 2025	3.00%	3.00%
Annual Increases		
Starting	3.25%	3.25%
July 1, 2026		

APPENDIX B – STATEMENT OF ACTUARIAL ASSUMPTIONS AND METHODS

5. Rates of Termination

None.

6. Rates of Disability

None.

7. Rates of Retirement

None.

8. Rates of Mortality for Healthy Lives

Mortality rates for healthy annuitants are based on the sex distinct 2021 CalPERS Healthy Annuitant Mortality Table, with generational mortality improvements projected from 2017 using Projection Scale MP-2021.

9. Rates of Mortality for Disabled Retirees

Mortality rates for Safety disabled annuitants are based on the sex distinct 2021 CalPERS Industrially Disabled Mortality Table, with generational mortality improvements projected from 2017 using Projection of Scale MP-2021.

10. Mortality Improvement

The mortality tables are projected to improve with MP-2021 generational mortality improvement tables, projected from a base year of 2017 (the mid-point of the CalPERS mortality tables from their 2021 study).

11. Survivor Continuance

All retirees with a Benefit Form of “J&S” in the raw data are assumed to receive a 66-2/3% continuance.

12. Changes in Assumptions Since the Last Valuation

None.

**OAKLAND POLICE AND FIRE RETIREMENT SYSTEM
ACTUARIAL VALUATION REPORT AS OF JULY 1, 2024**

APPENDIX C – SUMMARY OF PLAN PROVISIONS

1. Plan Year

July 1 to June 30.

2. Membership

The Plan has been closed to new members since June 30, 1976.

3. Salary

Retirement allowances are based on the pensionable compensation attached to the average rank held during the three years immediately preceding retirement.

4. Employee Contributions

There are no active employees in the Plan, and thus no employee contributions.

5. Service Retirement

Eligibility

25 years of service, or 20 years of service and age 55, or age 65. A reduced early retirement is available with 20 years of service.

Benefit Amount

50% of Salary plus 1.67% for each additional year of service beyond that required for service retirement eligibility, to a maximum of 10 years. For retirements with less than 20 years of service, benefits are pro-rated.

6. Duty-Related Disability Retirement

Equivalent to service retirement benefit if 25 or more years of service.

7. Non-Duty Related Disability Retirement

Equivalent to service retirement benefit if age 55 is attained.

8. Post-Retirement Death Benefit

For retirees without a spouse at death, a \$1,000 lump sum is paid to designated beneficiary.

9. Cost-of-Living Adjustments

Benefit increases are based on increases in salary for rank at retirement (see above definition of Salary).

**OAKLAND POLICE AND FIRE RETIREMENT SYSTEM
ACTUARIAL VALUATION REPORT AS OF JULY 1, 2024**

APPENDIX C – SUMMARY OF PLAN PROVISIONS

10. Benefit Forms

Benefit is paid for the lifetime of the member. For deaths following a service retirement or non-duty disability, a 66-2/3% continuance is paid for the lifetime of the spouse. If the member retired under a duty-related disability, a continuance of 100% is paid.

11. Changes in Plan Provisions Since the Last Valuation

None.

APPENDIX D – GLOSSARY

1. Actuarial Assumptions

Assumptions as to the occurrence of future events affecting pension costs such as mortality, withdrawal, disability, retirement, changes in compensation, and rates of investment return.

2. Actuarial Cost Method

A procedure for determining the actuarial present value of pension plan benefits and expenses and for developing an allocation of such value to each year of service, usually in the form of a normal cost and an Actuarial Liability.

3. Actuarial Gain (Loss)

The difference between actual experience and that expected based upon a set of actuarial assumptions during the period between two actuarial valuation dates, as determined in accordance with a particular actuarial cost method.

4. Actuarial Liability

The portion of the actuarial present value of projected benefits that will not be paid by future normal costs. It represents the value of the past normal costs with interest to the valuation date.

5. Actuarial Present Value (Present Value)

The value as of a given date of a future amount or series of payments. The actuarial present value discounts the payments to the given date at the assumed investment return and includes the probability of the payment being made.

6. Actuarial Valuation

The determination, as of a specified date, of the normal cost, Actuarial Liability, Actuarial Value of Assets, and related actuarial present values for a pension plan.

7. Actuarial Value of Assets

The value of cash, investments, and other property belonging to a pension plan as used by the actuary for the purpose of an actuarial valuation. The purpose of an Actuarial Value of Assets is to smooth out fluctuations in market values.

8. Actuarially Equivalent

Of equal actuarial present value, determined as of a given date, with each value based on the same set of actuarial assumptions.

APPENDIX D – GLOSSARY

9. Amortization Payment

The portion of the pension plan contribution that is designed to pay interest and principal on the Unfunded Actuarial Liability in order to pay for that liability in a given number of years.

10. Entry Age Normal Actuarial Cost Method

A method under which the actuarial present value of the projected benefits of each individual included in an actuarial valuation is allocated on a level basis over the earnings of the individual between entry age and assumed exit ages.

11. Funded Ratio

The ratio of the Actuarial Value of Assets to the Actuarial Liabilities.

12. Normal Cost

That portion of the actuarial present value of pension plan benefits and expenses that is allocated to a valuation year by the actuarial cost method.

13. Projected Benefits

Those pension plan benefit amounts which are expected to be paid in the future under a particular set of actuarial assumptions, taking into account such items as increases in future compensation and service credits.

14. Unfunded Actuarial Liability

The excess of the Actuarial Liability over the Actuarial Value of Assets.



Classic Values, Innovative Advice



**Oakland Police and Fire Retirement
System**

**Actuarial Valuation as of
July 1, 2024**

What is the system's current condition?

Membership,
Liabilities, Assets
and Funded
Status

Contribution
Requirements

How did it get here?

What happened
since last year?

History and
Trends

Where is it going?

What's expected?

Projections

A scenic view of a city skyline across a body of water, with red flowers in the foreground. The skyline features several tall, modern buildings of varying heights and colors, including a prominent white building with a curved facade. The water is a deep blue, and the sky is a clear, light blue. In the foreground, there are out-of-focus red flowers, likely salvia, adding a touch of color to the scene.

What is the System's **membership**?


What are the System's **Liabilities, Assets and Funded Status**?

What are the **contributions** required to properly fund the System?

As of July 1, 2024 the System had 626 members, with slightly more than 60% police retirees and their beneficiaries and the rest firefighters.


👤 = 1 🛡️ Police 🔥 Fire

389



Police

237

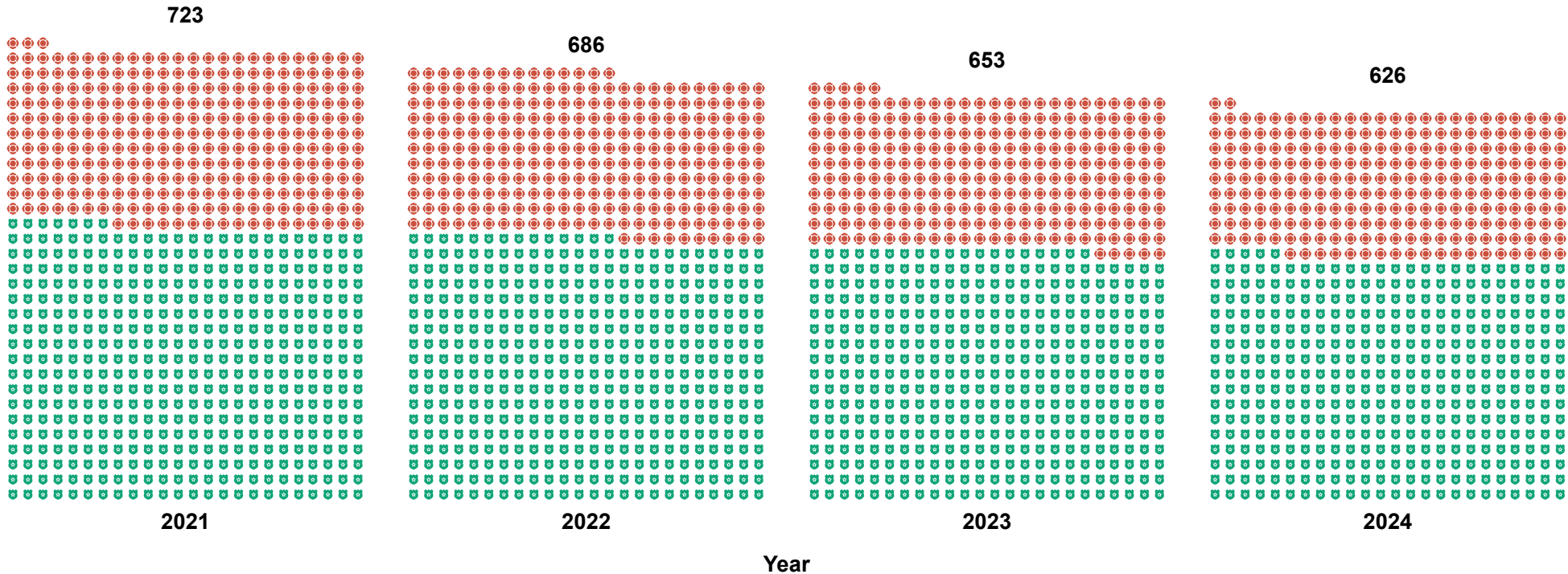


Fire

2024

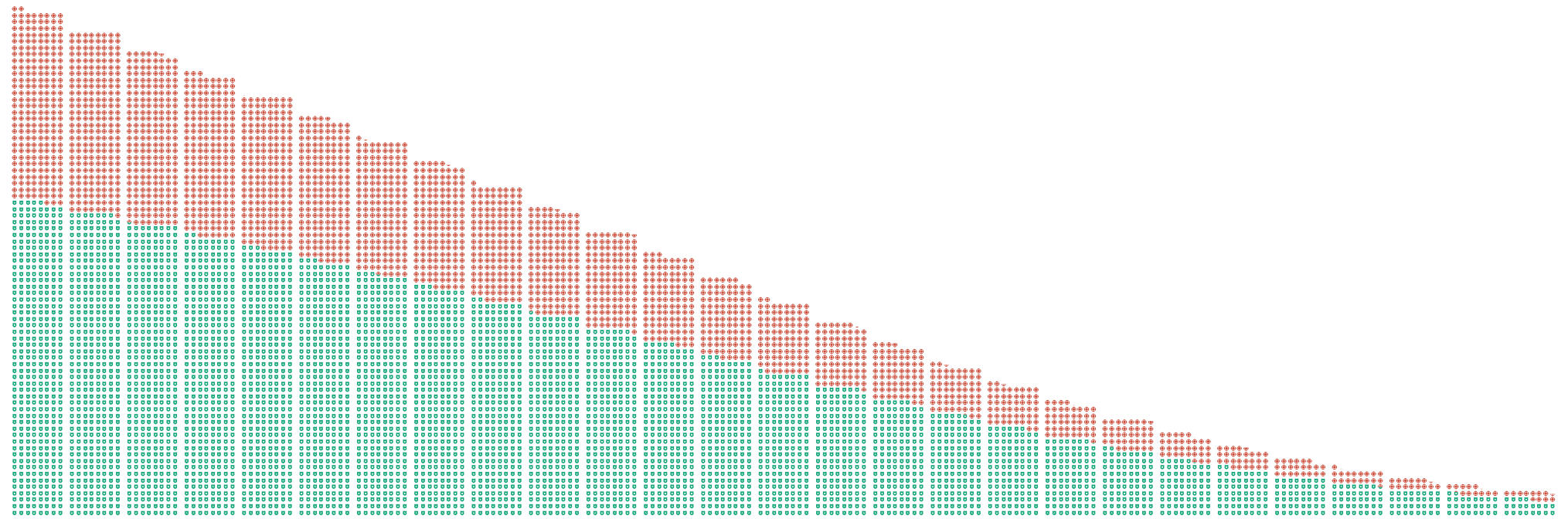
The System is **closed** (with no active members or new entrants), so the population declines each year.

👤 = 1 🚒 Police 🔥 Fire



To calculate the liabilities we project the remaining population.

👤 = 1 🚒 = Police 🔥 = Fire

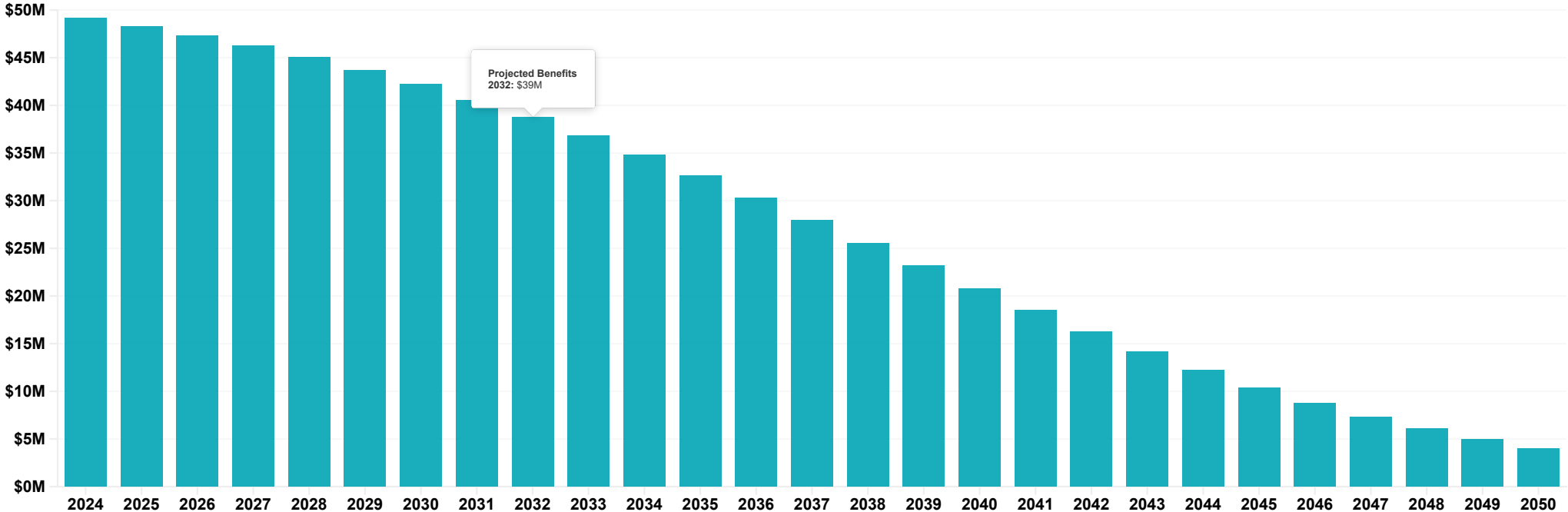


2024 2025 2026 2027 2028 2029 2030 2031 2032 2033 2034 2035 2036 2037 2038 2039 2040 2041 2042 2043 2044 2045 2046 2047 2048 2049 2050

We then project the expected benefit payments for those members and their beneficiaries.

Projected Benefit Payments

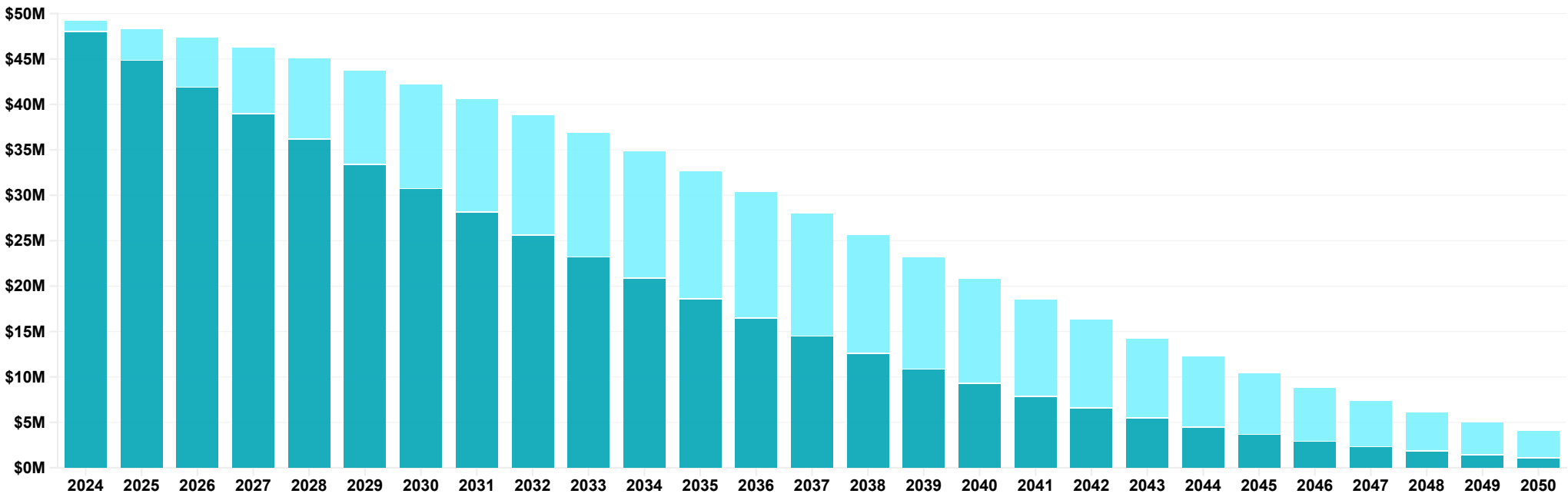
Base ■ Projected Benefits ■ Discounted Benefits ■ Interest Discount



Next, we apply an **interest discount** based on the assumed rate of return on assets (currently 5.0%), which reduces the value of future benefits because of the **time value of money**.

Projected Benefit Payments

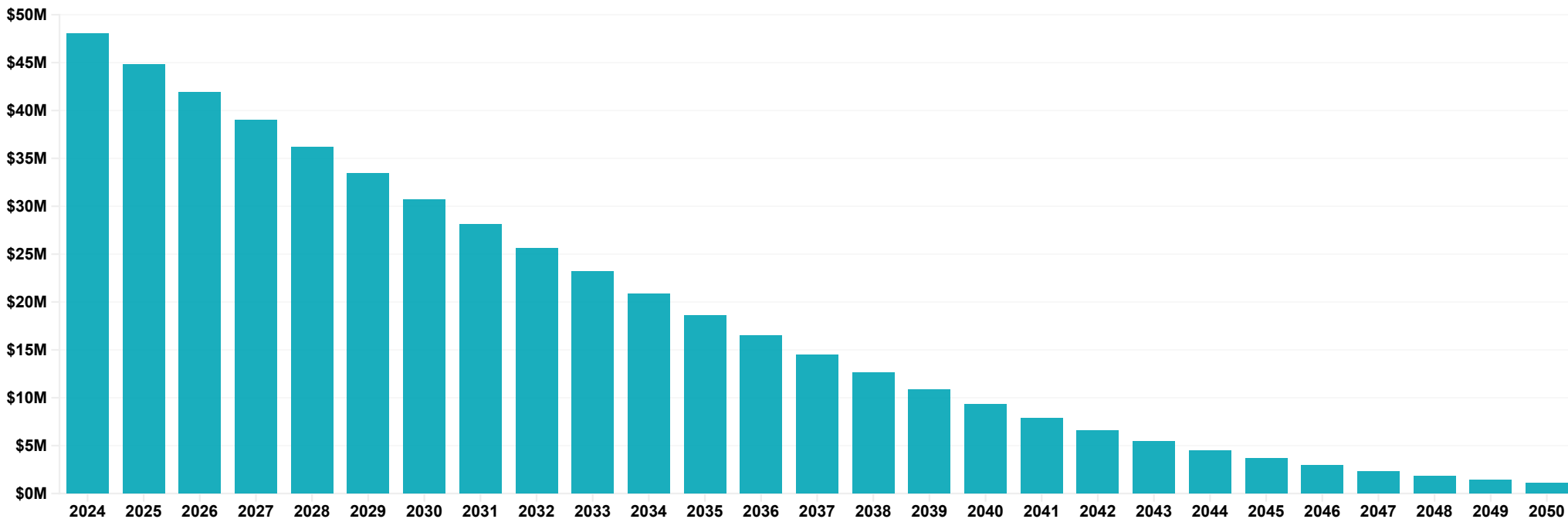
Base Projected Benefits Discounted Benefits Interest Discount



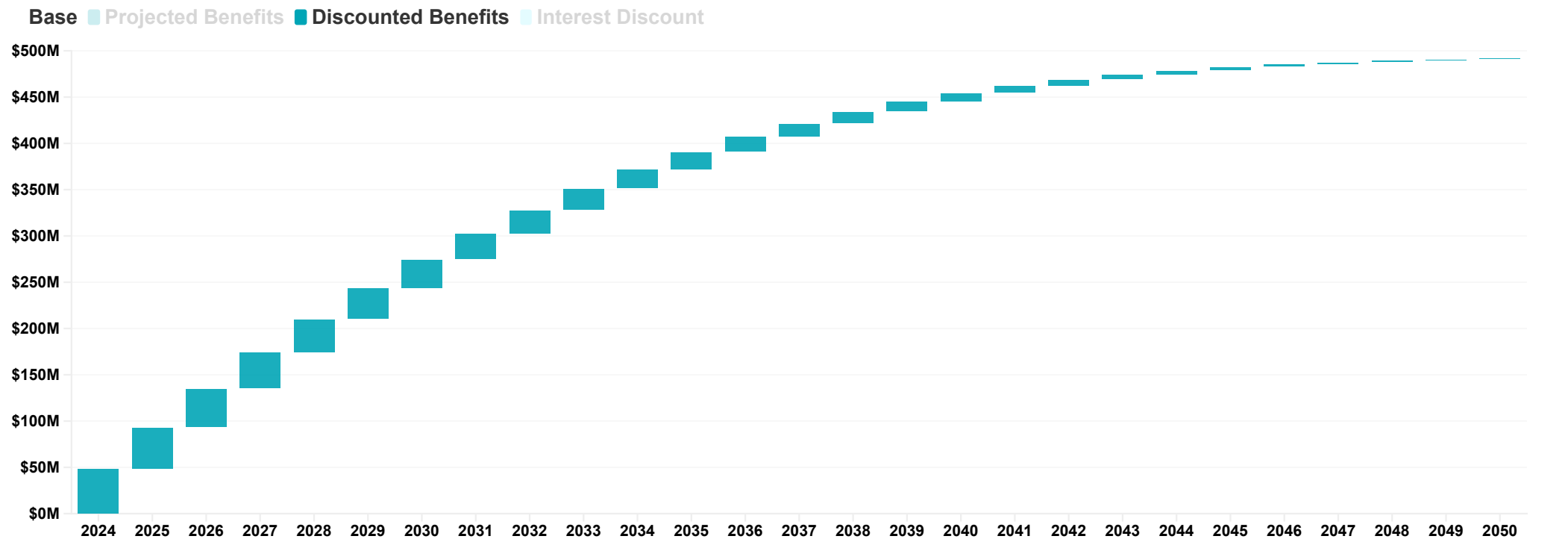
Reducing by the interest discount, leaves us with the **value in today's dollars.**

Projected Benefit Payments

Base ■ Projected Benefits ■ Discounted Benefits ■ Interest Discount

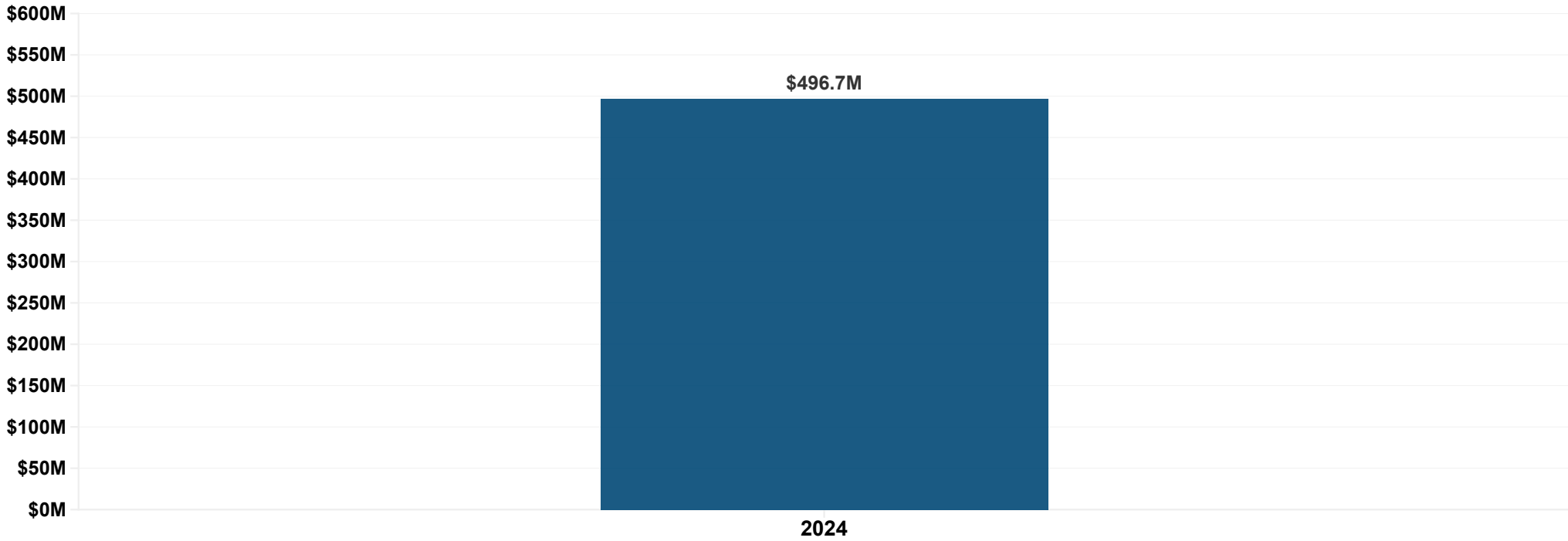


Projected Benefit Payments




...and express as a single sum as of July 1, 2024, the **Present Value of Benefits (PVB)**. For PFRS, this is also known as the **Actuarial Liability**, because all benefits have been fully earned/accrued.

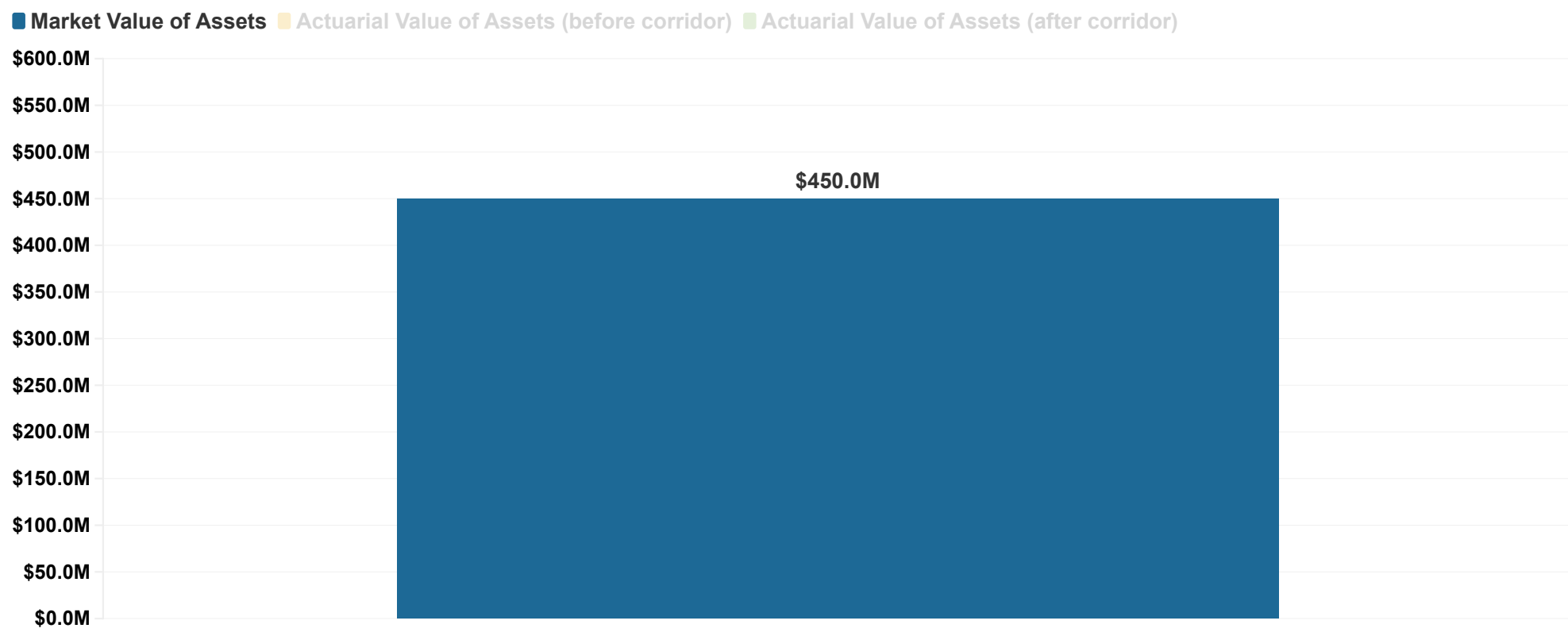
2023 2024



The liability has dropped since last year, because of the decline in the remaining population.

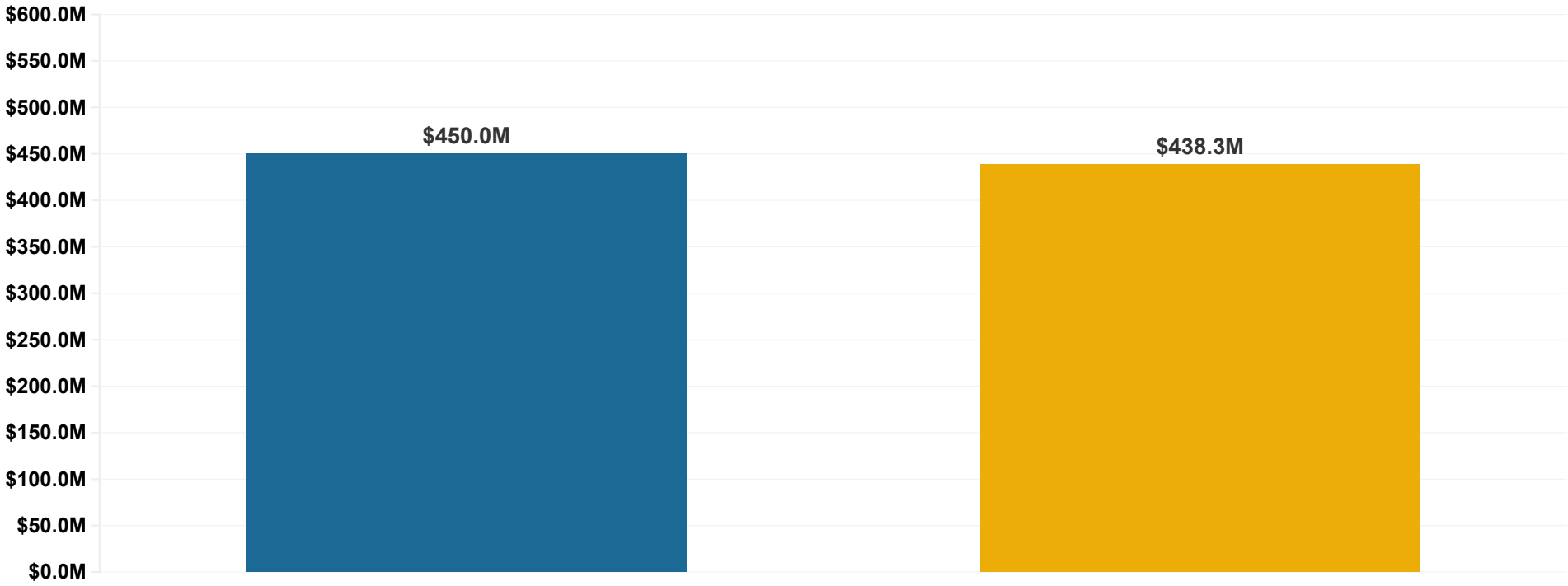


Next, we turn to the Plan's assets. The **Market Value of Assets** is the **Fair Value** as of the **Measurement Date**, June 30, 2024.

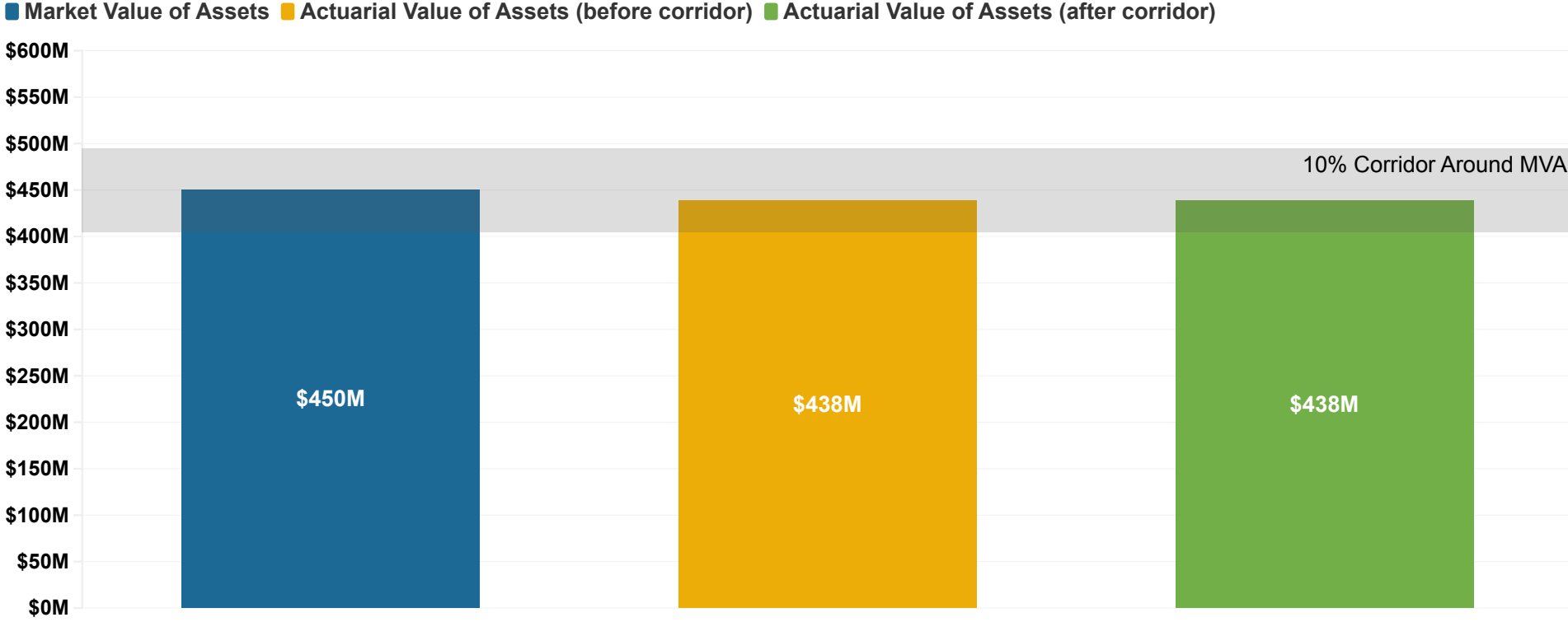


The Market Value can fluctuate significantly from year to year because of rapid changes in the investment markets. We also calculate a smoothed value, the **Actuarial Value of Assets**, to reduce volatility in the contributions and better understand trends in funded status.

■ Market Value of Assets ■ Actuarial Value of Assets (before corridor) ■ Actuarial Value of Assets (after corridor)

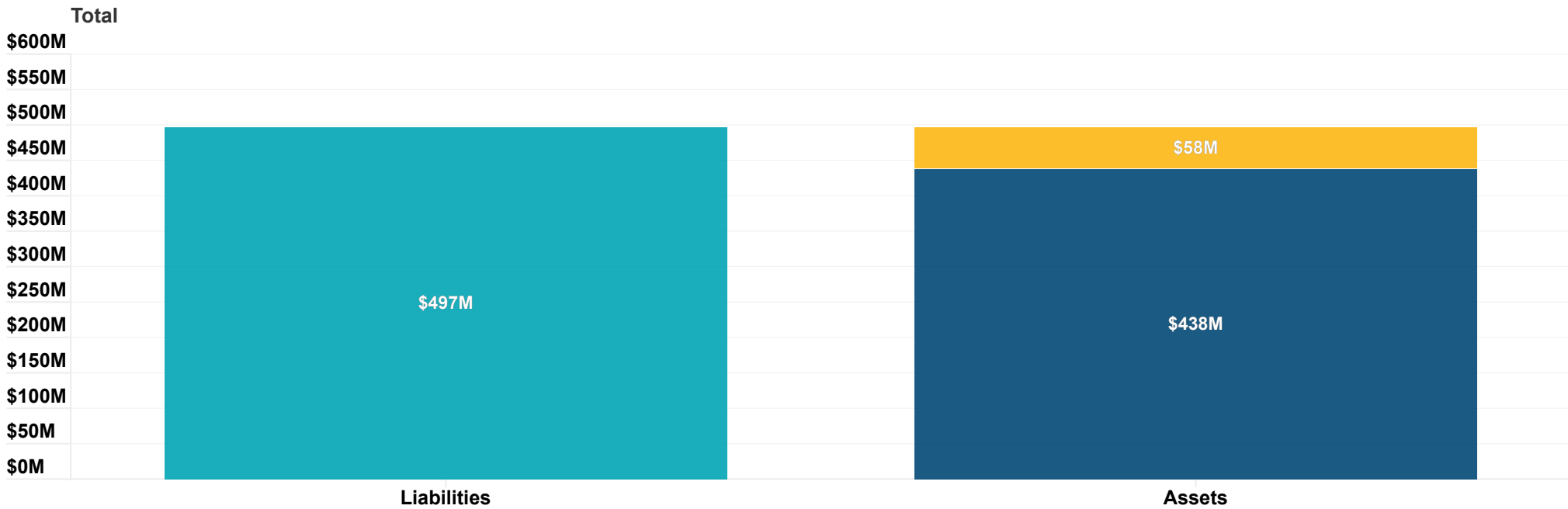


However, the Actuarial value is limited to be within a 10% corridor of the Market Value. This year, there are some deferred gains from prior years (about \$12M), but the Actuarial Value is still within 10% of the Market Value, so the corridor does not come into play.



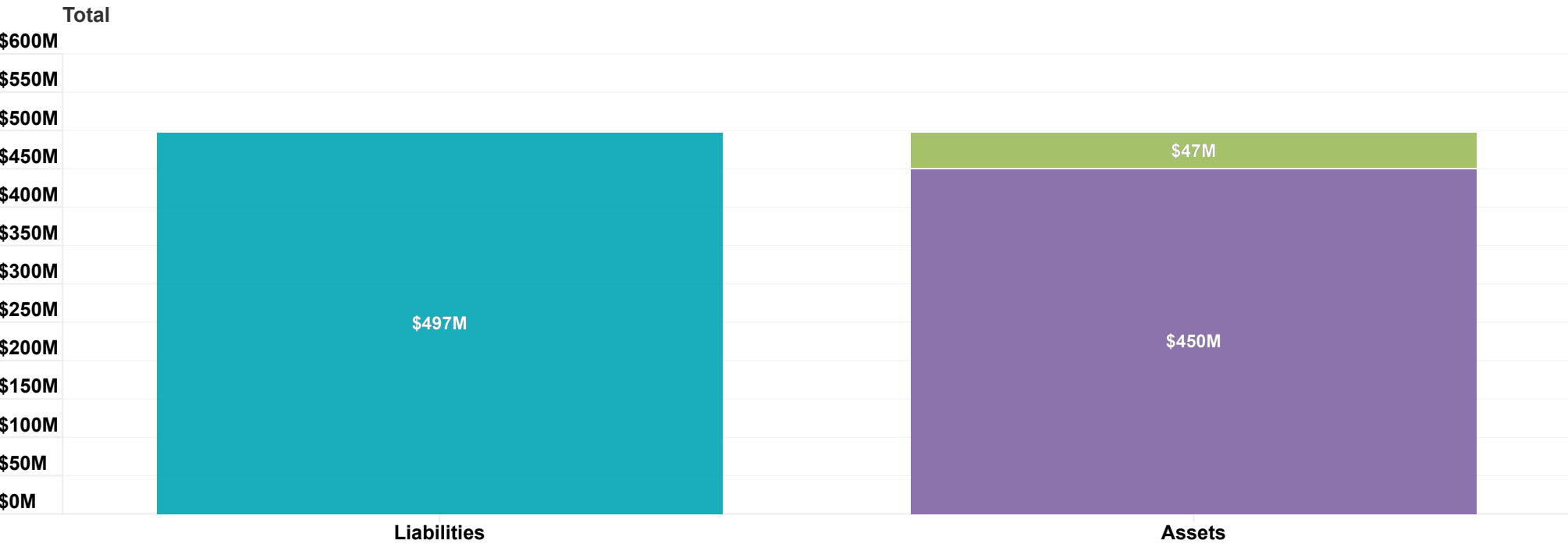
Next, we review the **Funded Status** of the System. The **Unfunded Actuarial Liability (UAL)** is calculated by subtracting the **Actuarial Value of Assets** from the **Actuarial Liability**. The **Funded Ratio** is calculated by dividing the assets by the liabilities: **88.3% as of July 1, 2024** (compared to **81.4%** last year).

■ Accrued Liability ■ Assets (AVA) ■ UAL (AVA) ■ Assets (MVA) ■ UAL (MVA)



We also show these results on a **Market Value** basis, which is used in the System's financial reporting (GASB). The funded ratio was **90.0%** as of July 1, 2024 on this basis, up from **79.6%** last year.

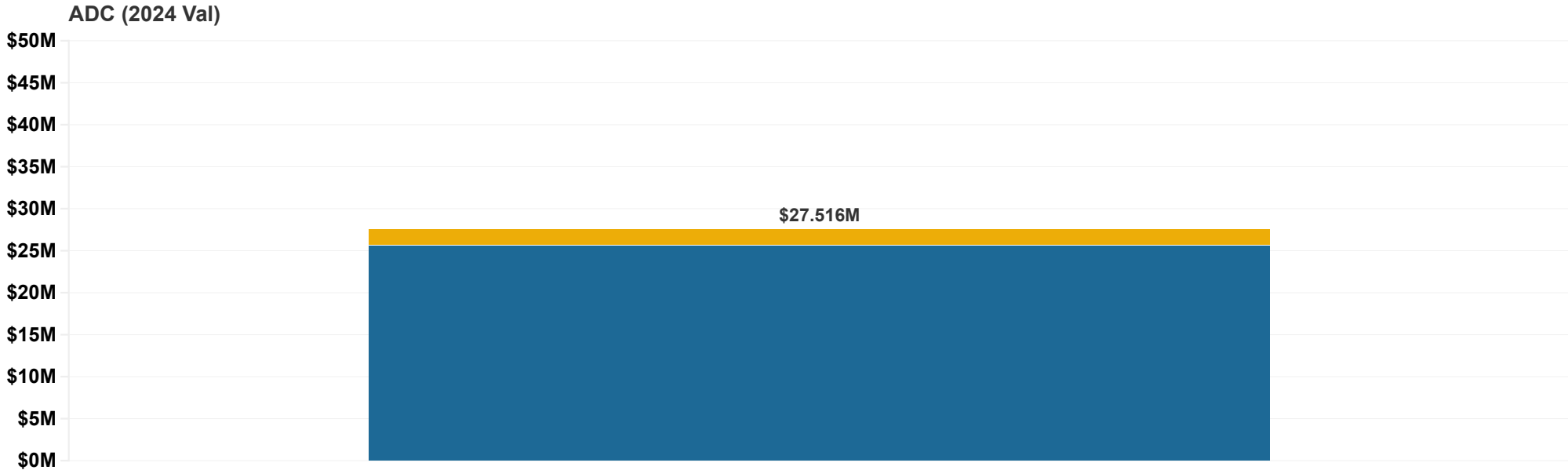
■ **Accrued Liability** ■ **Assets (AVA)** ■ **UAL (AVA)** ■ **Assets (MVA)** ■ **UAL (MVA)**



Next, we review the **Actuarially Determined Contributions (ADC)** for the Plan, shown for Fiscal Year 2025-2026. The contributions are made up of the **Unfunded Actuarial Liability Amortization** payment, or the amount needed to pay off the unfunded liability by the required full funding date (7/1/2026), plus a smaller payment to cover the Plan's **Administrative Expenses**.

ADC (2024 Val) ▾

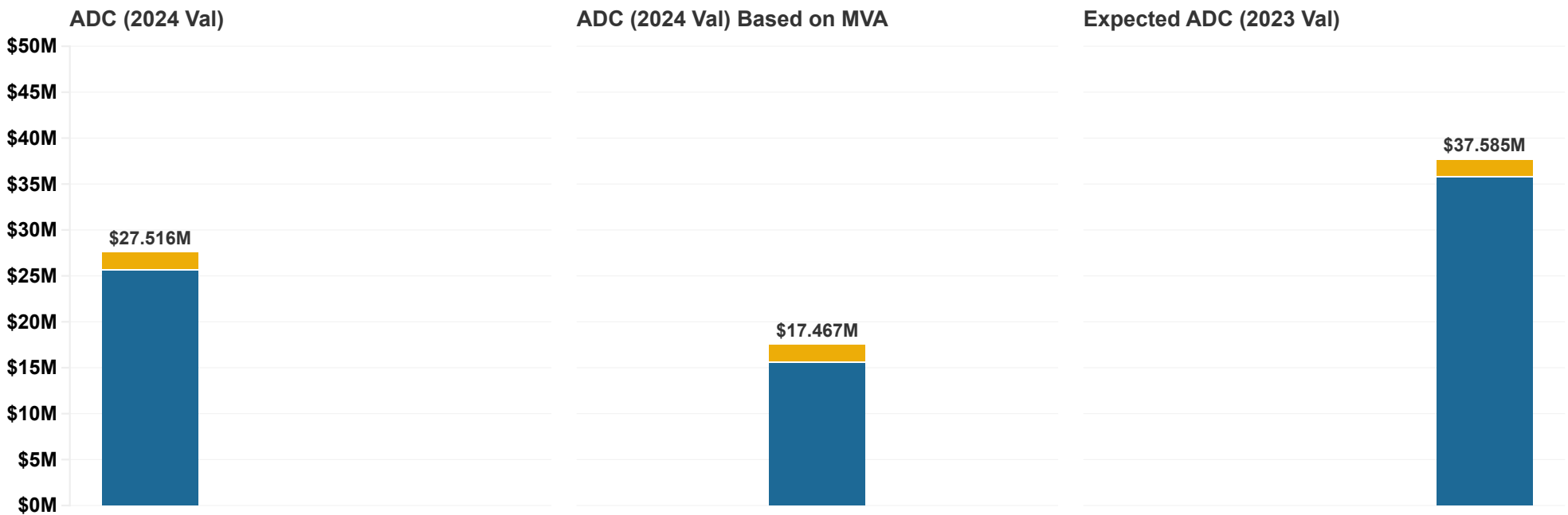
■ UAL Amortization ■ Administrative Expense



We also compare the FY2025-2026 ADC to the amount that would be required if we used the Market Value of Assets (instead of the smoothed value) and the expected ADC for FY2025-2026 from the 2023 valuation.

All

■ UAL Amortization ■ Administrative Expense

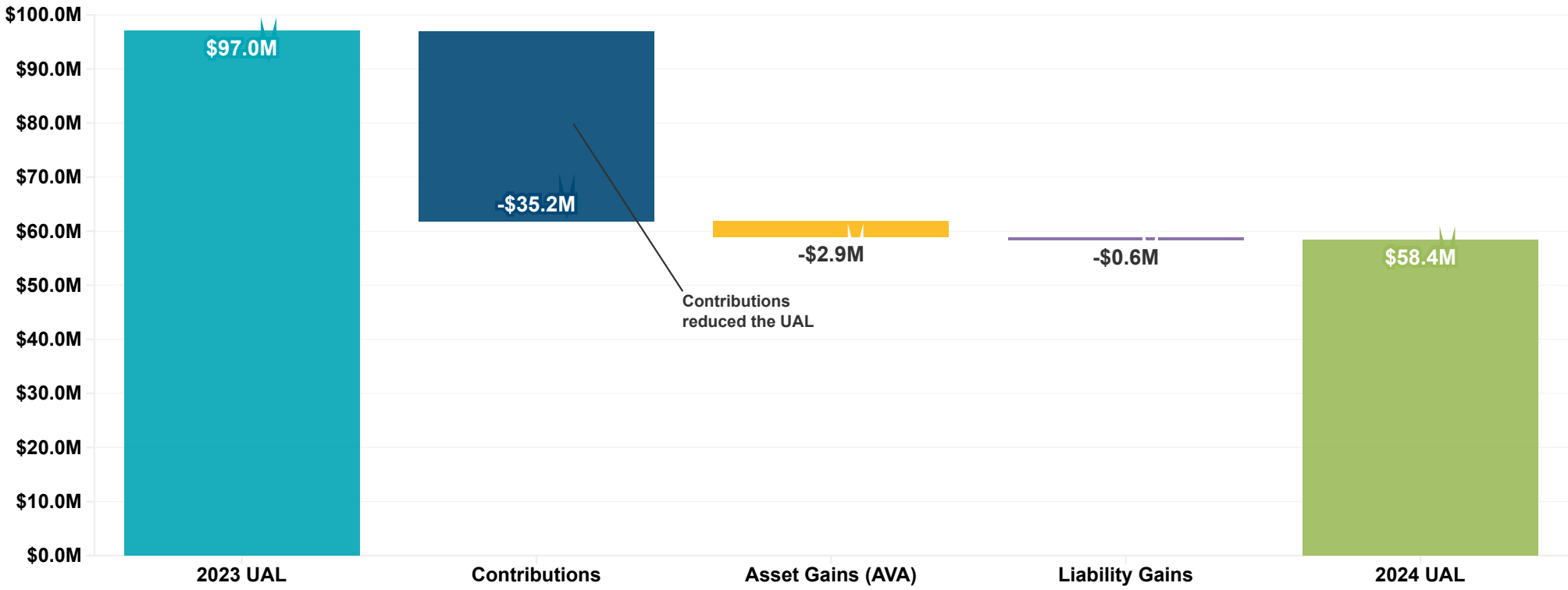




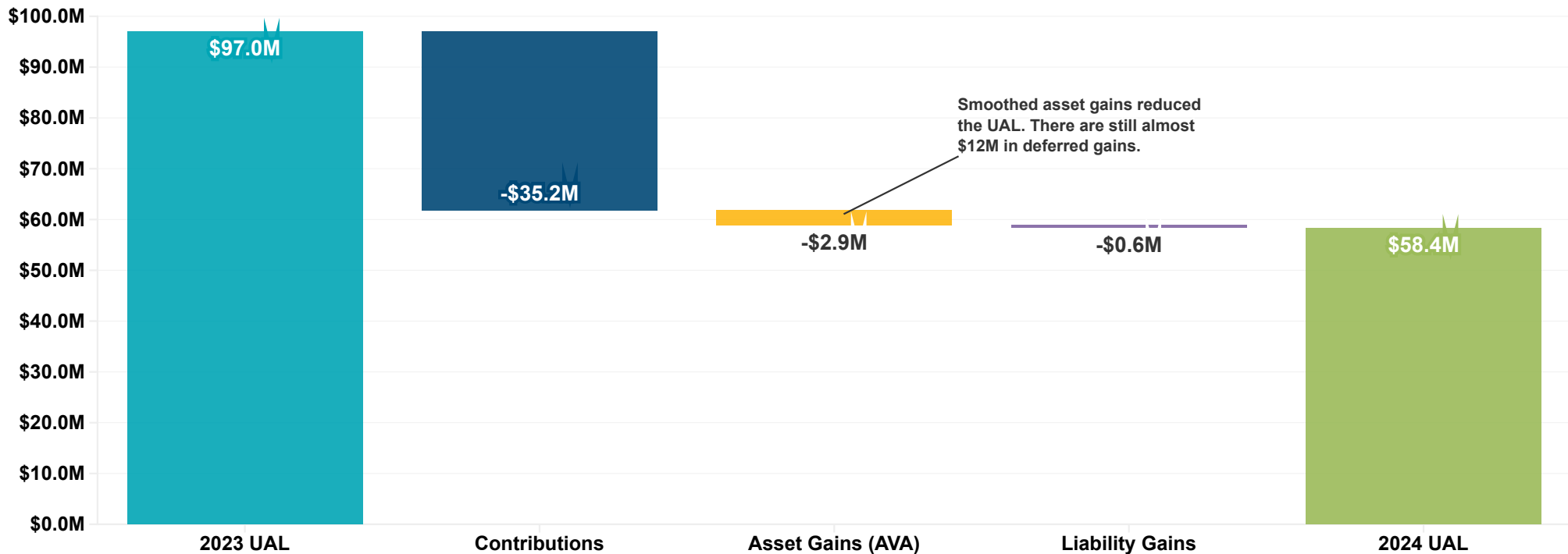
What happened to the System in
the **past year**?

What are its **history** and **trends**
over time?

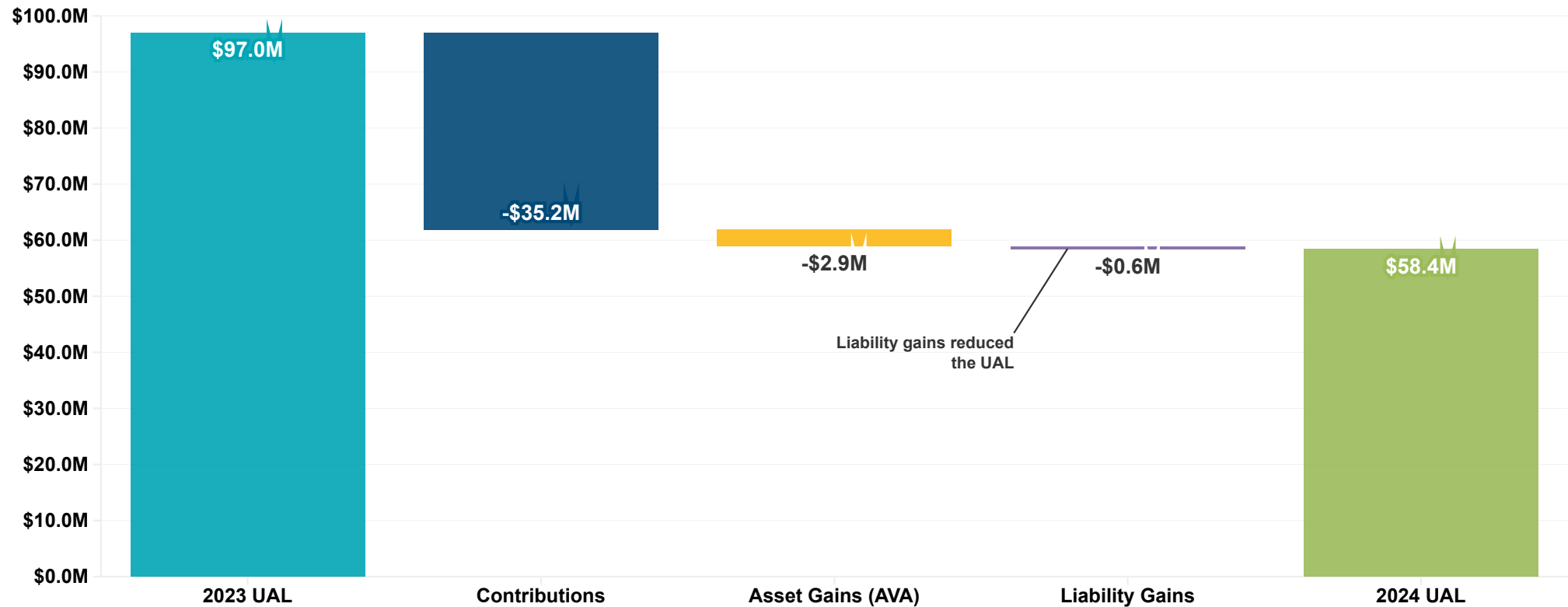
We review the change in UAL over the past year. Contributions exceeded the interest on the UAL plus the admin expenses, thus reducing the UAL.



Assets returned more than expected (10.9%) on a market basis. Because of the recognition of some deferred losses, and because some of the current gains are also deferred, they earned less (5.7%) on a smoothed basis, but still more than the assumption (5.0%), reducing the UAL.

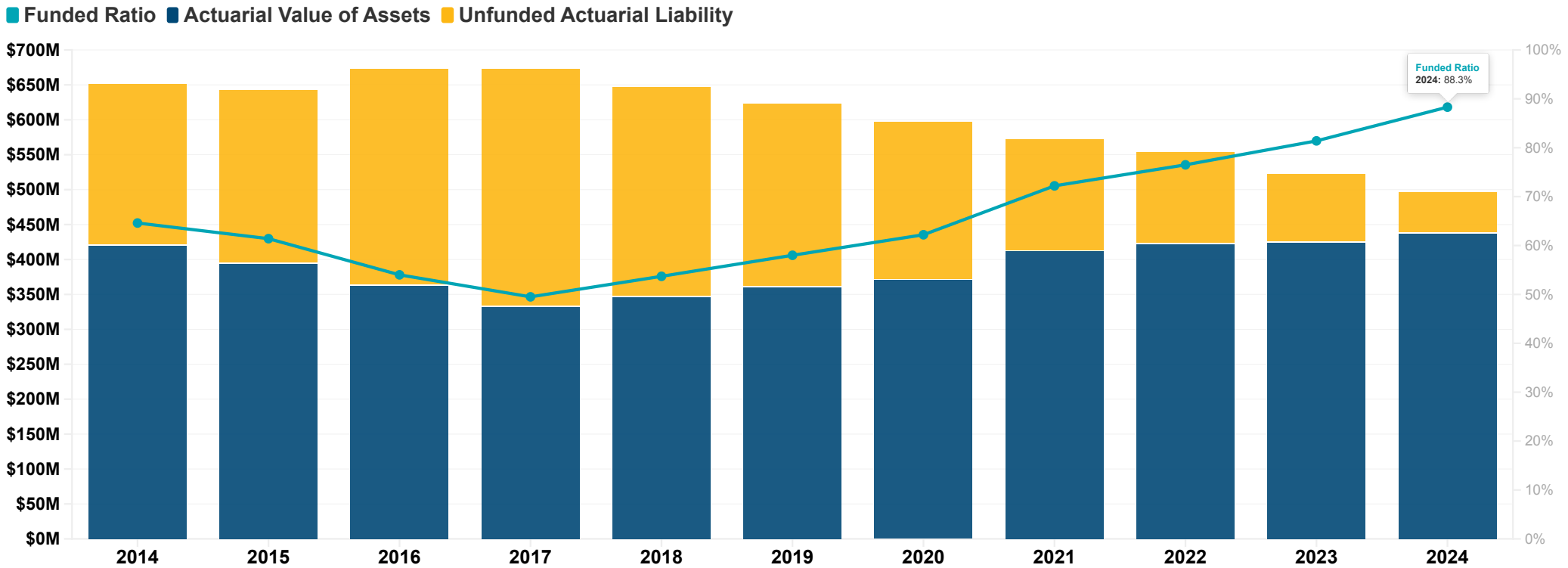


There were more deaths than anticipated among beneficiaries, reducing the liabilities slightly.

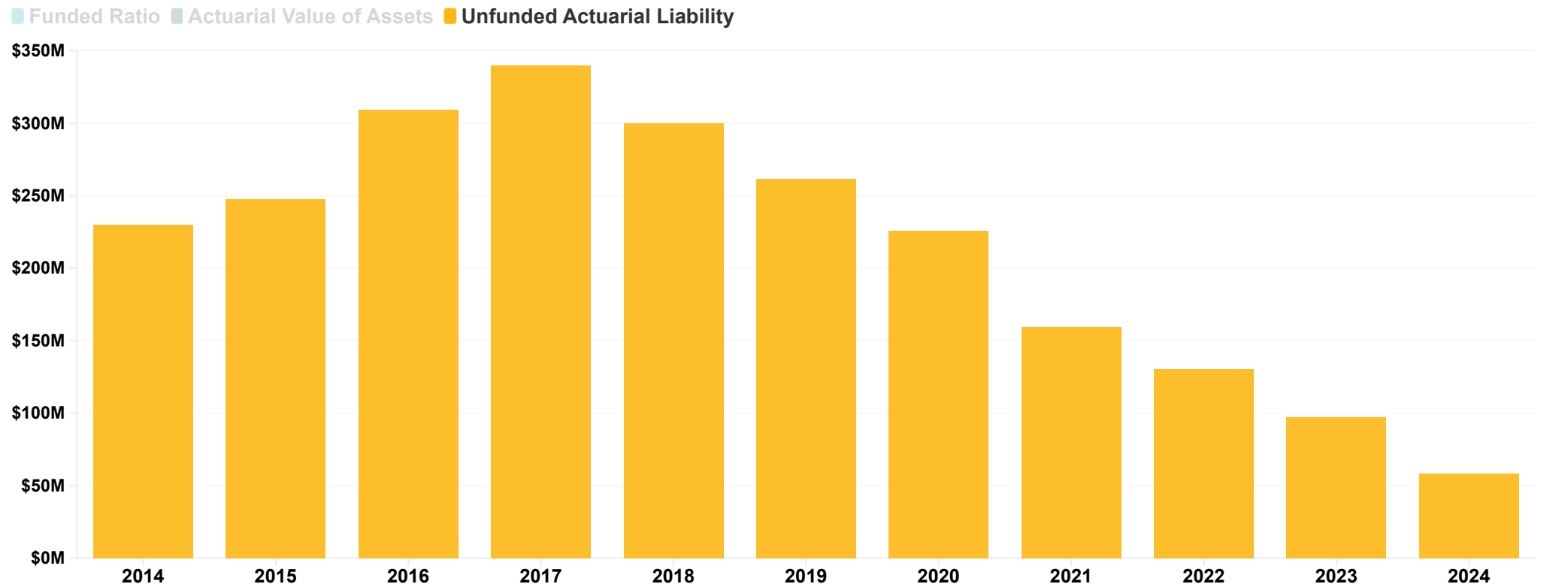


Liability gains reduced the UAL

Next, we review the history of the unfunded liability over the past decade. The line shows the funded ratio, with the scale shown along the right-hand axis.

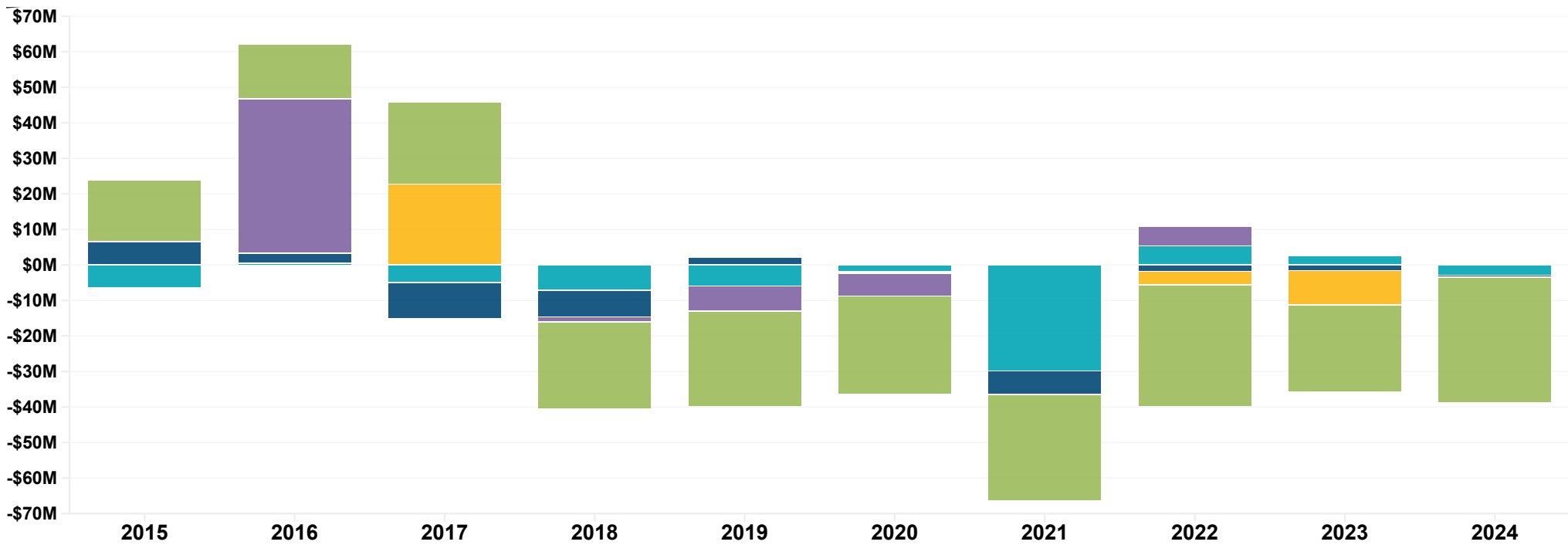


Overall, the UAL has decreased by \$172M during this period.



This chart breaks down the change in UAL for each year. After a period of no contributions (following a Pension Obligation Bond in 2013), contributions began again in FYE 2018 and have reduced the UAL each of the last seven years.

AVA (G)/L Liability (G)/L Assumption Changes MOU Changes Contributions



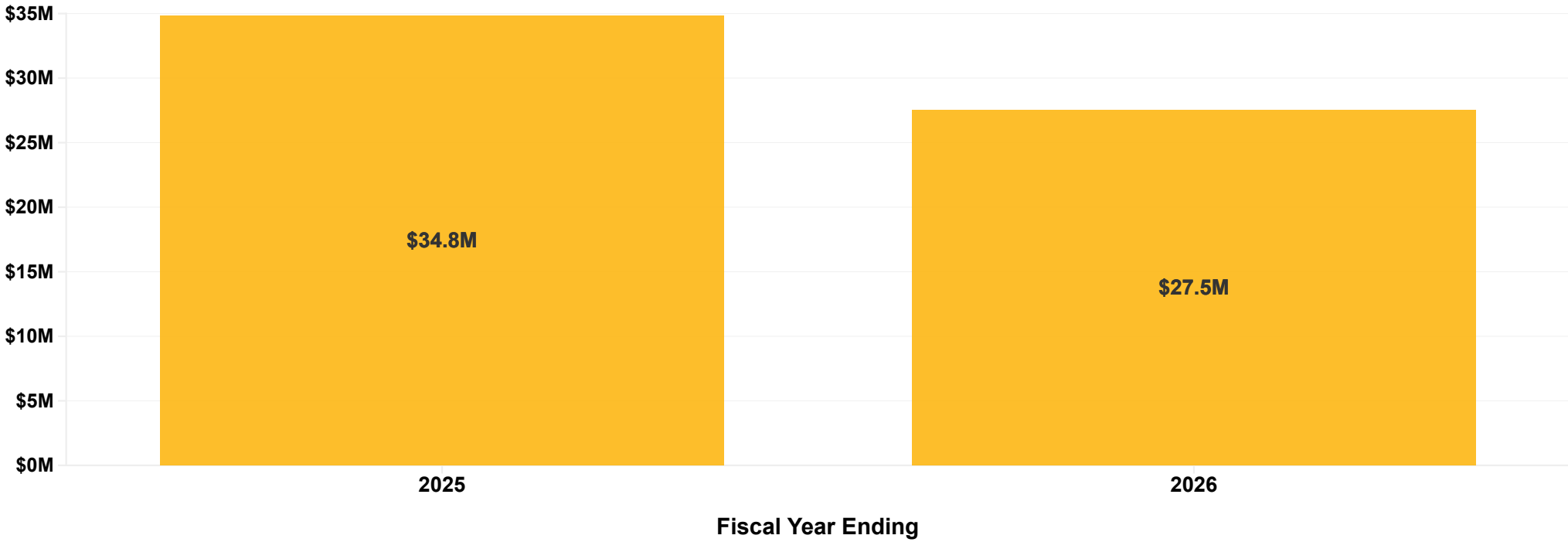


What is **expected** to happen to the System?

What are the **risks** going forward?

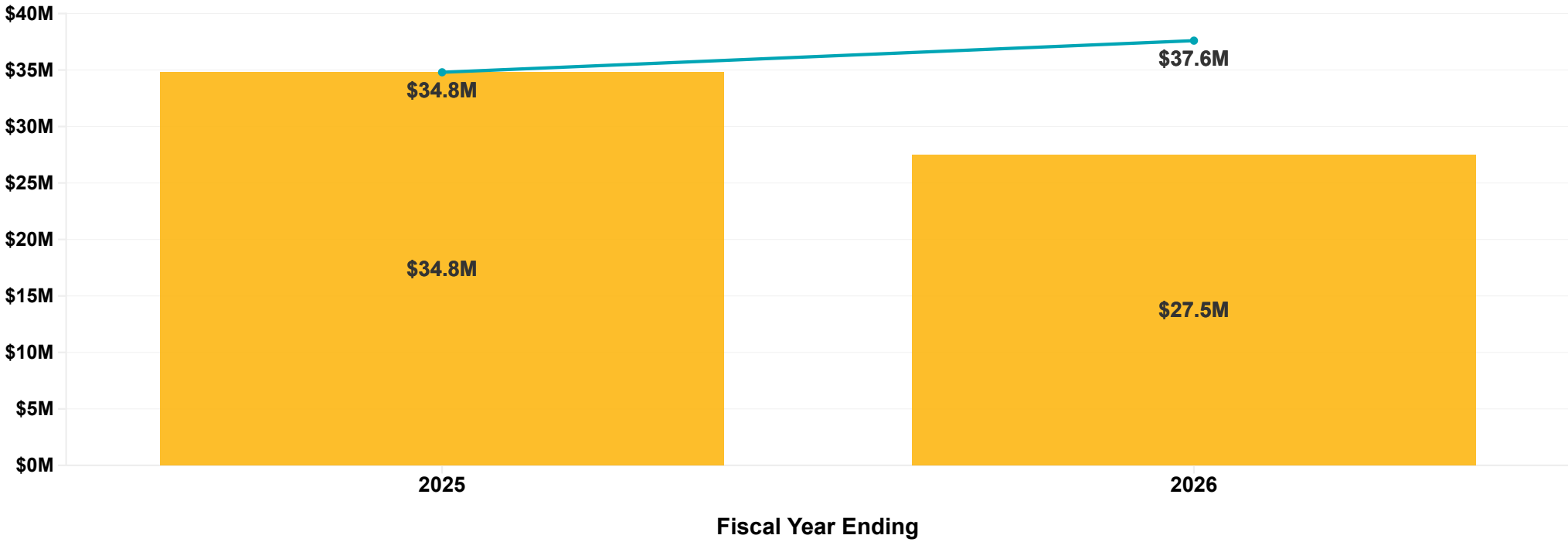
Here is a projection of the contributions through the full funding date. If the assumed return (5.0%) is earned each year and all other assumptions are met, there should only be a small contribution required after FYE 2026, to cover the administrative expenses.

■ Prior Year ■ Employer Contribution

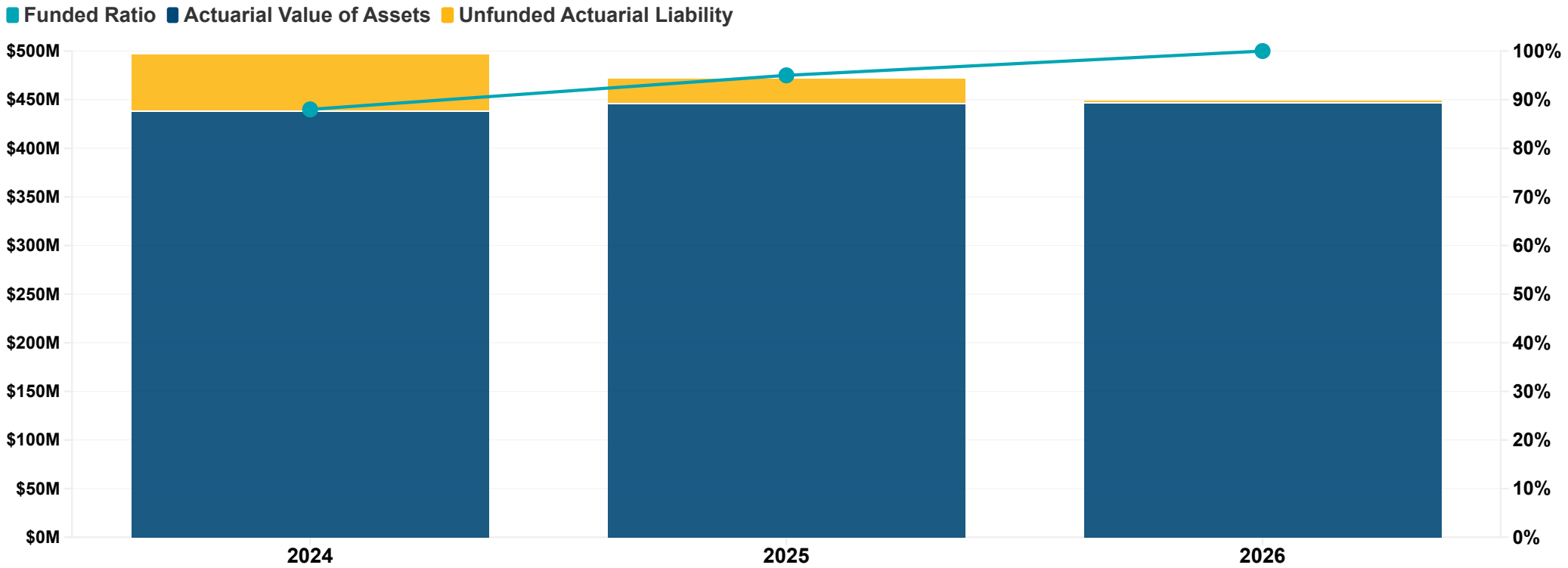


For comparison, we show the projected contributions from last year's valuation. The projected contributions have decreased as a result of the current year asset returns and liability gain.

■ Prior Year ■ Employer Contribution



This projection of assets and liabilities shows that the funded ratio (right axis) is expected to continue to improve until the System reaches full funding, as a result of ongoing contributions.



Certification

The purpose of this report is to present the results of the Oakland PFRS actuarial valuation as of July 1, 2024.

In preparing our presentation, we relied on information (some oral and some written) supplied by PFRS. This information includes, but is not limited to, the Plan provisions, employee data, and financial information. We performed an informal examination of the obvious characteristics of the data for reasonableness and consistency in accordance with Actuarial Standard of Practice No. 23.

Future projections may differ significantly from the projections presented in this presentation due to such factors as the following: plan experience different from that anticipated by the assumptions; changes in assumptions; and changes in plan provisions or applicable law.

Cheiron utilizes ProVal actuarial valuation software leased from Winklevoss Technologies (WinTech) to calculate liabilities and project benefit payments. We have relied on WinTech as the developer of ProVal. We have a basic understanding of ProVal and have used ProVal in accordance with its original intended purpose. We have not identified any material inconsistencies in assumptions or output of ProVal that would affect this valuation.

Projections in this presentation were developed using R-scan, a proprietary tool used to illustrate the impact of changes in assumptions, methods, plan provisions, or actual experience (particularly investment experience) on the future financial status of the Plan. We relied on Cheiron colleagues for the development of the model. R-scan uses standard roll-forward techniques. Because R-scan does not automatically capture how changes in one variable affect all other variables, some scenarios may not be consistent.

To the best of our knowledge, this presentation and its contents have been prepared in accordance with generally recognized and accepted actuarial principles and practices which are consistent with the Code of Professional Conduct and applicable Actuarial Standards of Practice set out by the Actuarial Standards Board. Furthermore, as credentialed actuaries, we meet the Qualification Standards of the American Academy of Actuaries to render the opinion contained in this presentation. This presentation does not address any contractual or legal issues. We are not attorneys, and our firm does not provide any legal services or advice.

This presentation was prepared for the PFRS Retirement Board for the purposes described herein. Other users of this presentation are not intended users as defined in the Actuarial Standards of Practice, and Cheiron assumes no duty or liability to any other user.

PFRS Client Team

Click card for bio or to contact



Graham Schmidt
Principal Consulting
Actuary

Lafayette, CA



Anne Harper
Principal Consulting
Actuary

San Diego, CA



Tim Doyle
Associate Actuary

Portland, OR

Table 1

OAKLAND POLICE AND FIRE RETIREMENT SYSTEM

Administrative Budget Spent to Date (Preliminary)

As of November 30, 2024

	Approved Budget		November 2024		FYTD		Remaining		Percent Remaining	
Internal Administrative Costs										
PFRS Staff Salaries	\$	1,745,000	\$	109,159	\$	590,502	\$	1,154,498		66.2%
Board Travel Expenditures		52,500		-		-		52,500		100.0%
Staff Training		20,000		-		-		20,000		100.0%
Staff Training - Tuition Reimbursement		7,500		-		-		7,500		100.0%
Board Hospitality		7,200		496		1,443		5,757		80.0%
Payroll Processing Fees		40,000		-		-		40,000		100.0%
Miscellaneous Expenditures		45,000		1,079		5,965		39,035		86.7%
Internal Service Fees (ISF)		88,000		-		-		88,000		100.0%
Contract Services Contingency		50,000		750		1,500		48,500		97.0%
Internal Administrative Costs Subtotal :	\$	2,055,200	\$	111,484	\$	599,410	\$	1,455,790		70.8%
Actuary and Accounting Services										
Audit	\$	54,400	\$	24,882	\$	24,882	\$	29,518		54.3%
Actuary		50,900		-		3,233		47,668		93.6%
Actuary and Accounting Subtotal:	\$	105,300	\$	24,882	\$	28,115	\$	77,186		73.3%
Legal Services										
City Attorney Salaries	\$	220,700	\$	16,799	\$	85,786	\$	134,914		61.1%
Legal Contingency		150,000		-		-		150,000		100.0%
Legal Services Subtotal:	\$	370,700	\$	16,799	\$	85,786	\$	284,914		76.9%
Investment Services										
Money Manager Fees	\$	1,353,000	\$	14,600	\$	303,462	\$	1,049,538		77.6%
Custodial Fee		124,500		31,125		31,125		93,375		75.0%
Investment Consultant		100,000		-		25,000		75,000		75.0%
Investment Subtotal:	\$	1,577,500	\$	45,725	\$	359,587	\$	1,217,913		77.2%
Total Operating Budget	\$	4,108,700	\$	198,890	\$	1,072,897	\$	3,035,803		73.89%

Table 2

OAKLAND POLICE AND FIRE RETIREMENT SYSTEM

Cash in Treasury (Fund 7100) - Preliminary

As of November 30, 2024

	November 2024	
Beginning Cash as of 11/1/2024	\$	9,778,077
Additions:		
City Pension Contribution - November		2,903,750
Investment Draw		1,500,000
Misc. Receipts		-
Total Additions:	\$	4,403,750
Deductions:		
Pension Payment (October Pension Paid on 11/1/2024)		(4,153,726)
Expenditures Paid		(256,300)
Total Deductions	\$	(4,410,026)
 Ending Cash Balance as of 11/30/2024*	 \$	 9,771,801

* On 12/2/2024, November pension payment of appx \$4,114,000 will be made leaving a cash balance of \$5,658,000.

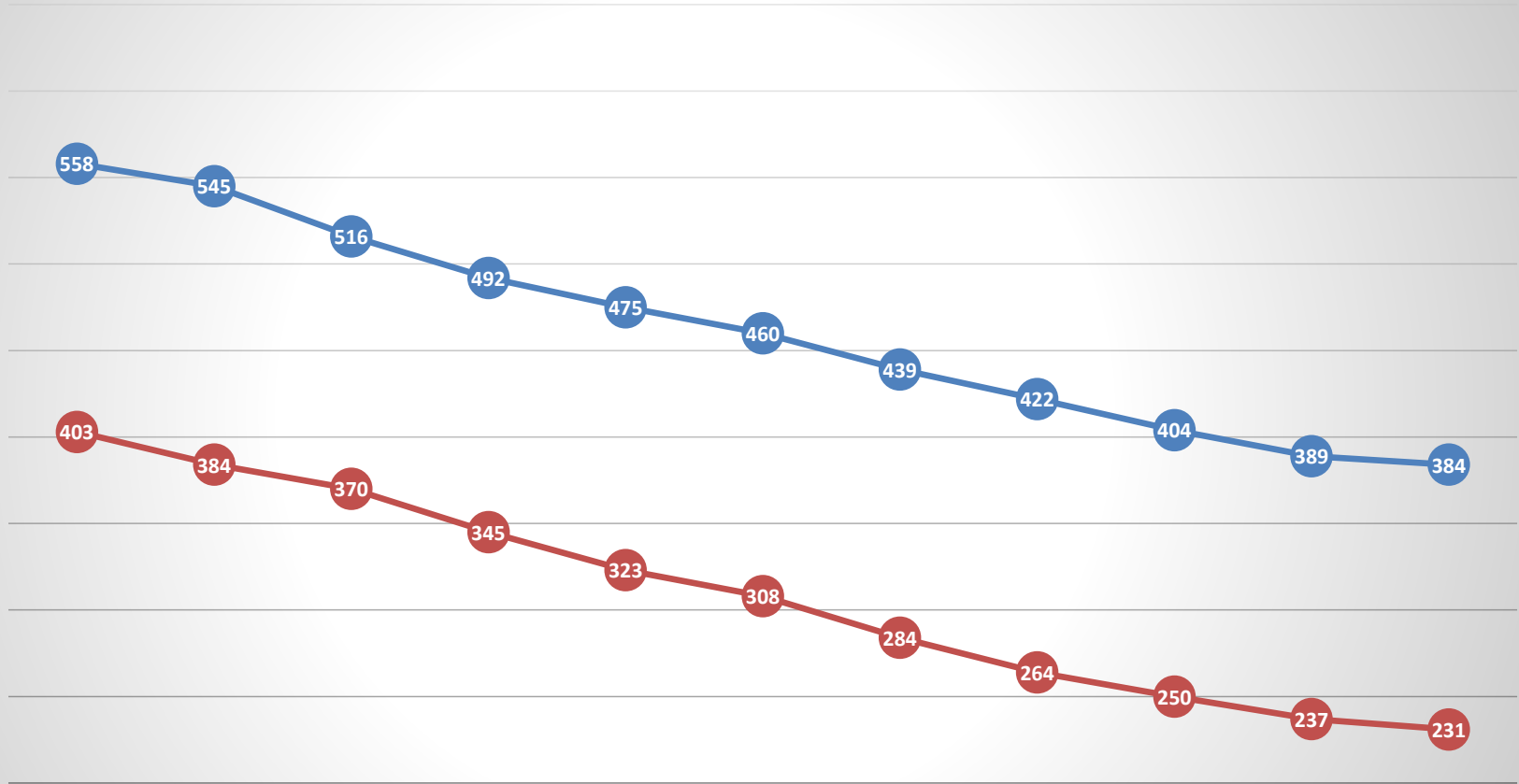
Table 3
CITY OF OAKLAND POLICE AND FIRE RETIREMENT SYSTEM

Census
As of November 30, 2024

COMPOSITION	POLICE	FIRE	TOTAL
Retired Member:			
Retiree	259	141	400
Beneficiary	125	90	215
<i>Total Retired Members</i>	384	231	615
<i>Total Membership:</i>	384	231	615

COMPOSITION	POLICE	FIRE	TOTAL
Retired Member:			
Service Retirement	257	105	362
Disability Retirement	119	115	234
Death Allowance	8	11	19
<i>Total Retired Members:</i>	384	231	615
<i>Total Membership as of November 30, 2024:</i>	384	231	615
<i>Total Membership as of June 30, 2024:</i>	389	237	626
<i>Annual Difference:</i>	-5	-6	-11

Oakland Police and Fire Retirement System Pension Plan Membership Count As of November 30, 2024 (FY 2015 - FY 2025)



	2015	2016	2017	2018	2019	2020	2021	2022	2023	2024	2025 FYTD
Police	558	545	516	492	475	460	439	422	404	389	384
Fire	403	384	370	345	323	308	284	264	250	237	231
Total	961	929	886	837	798	768	723	686	654	626	615



AGENDA REPORT

TO: Oakland Police & Fire Retirement System (PFRS) Board of Administration **FROM:** David F. Jones
PFRS Plan Administrator & Secretary

SUBJECT: Authorization and Reimbursement of Board Member Godfrey’s Travel & Education Expenses **DATE:** January 29, 2025

Jaime T. Godfrey, Board Member of the **Oakland Police and Fire Retirement System** Board, requests authorization for reimbursement of travel and/or board education related funds for the event detailed below.

Staff has verified that budgeted funds are available for this Board Member to be reimbursed and recommends the reimbursement of travel/education funds for the event below be approved by board motion.

Travel/Education Event:	Pension Bridge The Annual 2025
Event Location:	The Ritz Carlton in Half Moon Bay, CA
Event Date:	March 24, 2025 – March 26, 2025
Estimated Event Expense:	\$1,950.00
Notes:	

* If enrollment, registration, or admission expenses are required, the fund will process a check in advance and pay vendor directly; all other board-approved reimbursements will be made upon delivery of receipts to staff by the travelling party. Cancellation of event attendance requires return of all reimbursed funds paid to attendee to the fund.

For questions regarding this report, please contact Maxine Visaya, Administrative Analyst I, at (510) 238-7295.

Respectfully submitted,

David F. Jones
Plan Administrator & Secretary
Oakland Police & Fire Retirement System


Attachments:
(1) Resolution 8118
(2) Conference Agenda

PFRS Board of Administration
January 29, 2025
Agenda Item: C2

ATTACHMENT 1

RESOLUTION NO. 8018

OAKLAND POLICE AND FIRE RETIREMENT BOARD
CITY OF OAKLAND, CALIFORNIA
RESOLUTION No. 8118



ON MOTION OF MEMBER _____ SECONDED BY MEMBER _____

RESOLUTION APPROVING REQUEST OF OAKLAND POLICE AND FIRE RETIREMENT SYSTEM BOARD MEMBER JAIME T. GODFREY TO TRAVEL AND ATTEND PENSION BRIDGE THE ANNUAL 2025 CONFERENCE FROM MARCH 24, 2025 THROUGH MARCH 26, 2025 IN HALF MOON BAY, CA, AND AUTHORIZING MEMBER REIMBURSEMENT OF TRAVEL-RELATED EXPENSES IN AN AMOUNT NOT TO EXCEED ONE THOUSAND NINE HUNDRED FIFTY DOLLARS (\$1,950.00)

WHEREAS, the Oakland Police and Fire Retirement System (PFRS) Education and Travel Policy (“Travel Policy”) requires that PFRS Board members and staff obtain prior Board approval of all education and travel-related expenses that will be reimbursed by PFRS; and;

WHEREAS, PFRS Board Member Godfrey would like to attend Pension Bridge The Annual 2025 conference from March 24, 2025 through March 26, 2025 in Half Moon Bay, CA; and

WHEREAS, in compliance with Section IV(13)(c) of the Travel Policy, Member Godfrey has submitted documentation showing the estimated travel-related expenses to attend the Conference will be approximately One Thousand Nine Hundred Fifty Dollars (\$1,950.00); and therefore be it

RESOLVED: That PFRS Board Member Jaime T. Godfrey’s request to attend Pension Bridge The Annual 2025 conference in Half Moon Bay, CA from March 24, 2025 through March 26, 2025 at an estimated cost of One Thousand Nine Hundred Fifty Dollars (\$1,950.00) is approved; and be it

FURTHER RESOLVED: That the PFRS Board authorizes member reimbursement of the travel-related expenses in an amount not to exceed One Thousand Nine Hundred Fifty Dollars (\$1,950.00) for Member Godfrey’s attendance at Pension Bridge The Annual 2025 conference.

IN BOARD MEETING, CITY HALL, OAKLAND, CA _____ JANUARY 29, 2025

PASSED BY THE FOLLOWING VOTE:

- AYES: MELIA, NICHELINI, ROSEMAN, SPEAKMAN, WILKINSON, & PRESIDENT JOHNSON
- NOES:
- ABSTAIN: GODFREY
- ABSENT:

ATTEST: _____
PRESIDENT

ATTEST: _____
SECRETARY

ATTACHMENT 2

*Conference Agenda
Pension Bridge The Annual
2025*

JOIN US

(<https://events.withintelligence.com/pensionbridgetheannual/page/4362069/join-us>)

March 24-26, 2025

Pension Bridge The Annual 2025

The Ritz-Carlton, Half Moon Bay, California

JOIN US

(<https://events.withintelligence.com/pensionbridgetheannual/page/4362069/join-us>)

 Search Session



All Days Mon Mar 24 Tue Mar 25 Wed Mar 26


 All Sessions
(44)

 My Interests

Mon Mar 24

LOG IN

2:20 PM

 2:20 PM - 3:15 PM PDT (55 Min)
Registration and Refreshments

3:15 PM

 3:15 PM - 3:20 PM PDT (5 Min)
Opening Remarks

3:20 PM

☆ 3:20 PM - 3:50 PM PDT (30 Min)

Keynote Interview



3:50 PM

☆ 3:50 PM - 4:30 PM PDT (40 Min) ⁽⁴⁴⁾

How Long will America's Economic Foundations Hold?

4:30 PM

☆ 4:30 PM - 6:00 PM PDT (1 Hour, 30 Min)

Cocktail Reception

Tue Mar 25

7:45 AM

☆ 7:45 AM - 8:45 AM PDT (1 Hour)

Breakfast & LP-Only Exchange



7:45 AM - 8:45 AM PDT (1 Hour)

Breakfast for All Attendees



8:45 AM



8:45 AM - 9:05 AM PDT (20 Min)
(44)

Opening Remarks with Market Trends Overview from With Intelligence

9:05 AM



9:05 AM - 9:35 AM PDT (30 Min)

Keynote Allocator Interview

9:35 AM



9:35 AM - 10:15 AM PDT (40 Min)

Private Credit: The Next Systemic Risk or Here for the Long Game?

10:15 AM



10:15 AM - 10:55 AM PDT (40 Min)

US Equities: the Bronco Begins to Buck



10:55 AM



10:55 AM - 11:15 AM PDT (20 Min)
(44)

Headline Sponsor Presentation

11:15 AM



11:15 AM - 11:45 AM PDT (30 Min)

Coffee & Refreshments

11:45 AM



11:45 AM - 12:15 PM PDT (30 Min)

Breakout: Track A - Co-Investments: How Much is Too Much?



11:45 AM - 12:15 PM PDT (30 Min)

Breakout: Track B - In an Alpha-Strapped World, What Value do Hedge Funds Offer?



12:20 PM



12:20 PM - 12:55 PM PDT (35 Min)⁽⁴⁴⁾

Breakout: Track A - With US Exceptionalism Surging On, How Can Emerging Markets Compete?



12:20 PM - 12:55 PM PDT (35 Min)

Breakout: Track B - Has Bitcoin Finally Become a Legitimate Financial Instrument?

12:55 PM



12:55 PM - 1:55 PM PDT (1 Hour)

Networking Lunch Break

2:00 PM



2:00 PM - 2:40 PM PDT (40 Min)

Will the Mismatch Between Buyers and Sellers in Private Equity Ever Narrow?



2:40 PM



2:40 PM - 3:20 PM PDT (40 Min) ⁽⁴⁴⁾

Is ESG in America Dead?

3:20 PM



3:20 PM - 3:40 PM PDT (20 Min)

Headline Sponsor Presentation

3:40 PM



3:40 PM - 4:10 PM PDT (30 Min)

Coffee & Refreshments

4:10 PM



4:10 PM - 4:50 PM PDT (40 Min)

Public Debt: Why Go Private?



4:50 PM



4:50 PM - 5:30 PM PDT (40 Min)
(44)

How Should you Manage Distressed Assets in your Real Estate Portfolio?

5:30 PM



5:30 PM - 6:10 PM PDT (40 Min)

Strategic Asset Allocation Needs a Rethink. But How?

6:15 PM



6:15 PM - 7:45 PM PDT (1 Hour, 30 Min)

Cocktail Reception

Wed Mar 26

7:45 AM



7:45 AM - 8:45 AM PDT (1 Hour)

Breakfast for All Attendees



8:45 AM



8:45 AM - 8:50 AM PDT (5 Min) (44)

Opening Remarks

8:50 AM



8:50 AM - 9:20 AM PDT (30 Min)

Keynote Allocator Interview

9:20 AM



9:20 AM - 10:00 AM PDT (40 Min)

GP Stakes: Where's the Exit Sign?

10:00 AM



10:00 AM - 10:20 AM PDT (20 Min)

Headline Sponsor Presentation



10:20 AM



10:20 AM - 10:50 AM PDT (30 Min)
(44)

Coffee & Refreshments

10:50 AM



10:50 AM - 11:25 AM PDT (35 Min)

Breakout: Track A - As Geopolitics Heats up, will Oil and Gas Continue to be Undercapitalized?



10:50 AM - 11:25 AM PDT (35 Min)

Breakout: Track B - With All the Hype, where is the True Value in Decarbonization?

11:30 AM



11:30 AM - 12:05 PM PDT (35 Min)

Breakout: Track A - How Much Are You Willing to Give Up with Continuation Vehicles?



11:30 AM - 12:05 PM PDT (35 Min)

Breakout: Track B - What Role Should Allocators Play in Fixing America's Broken Infrastructure? ⁽⁴⁴⁾

12:05 PM



12:05 PM - 1:05 PM PDT (1 Hour)

Networking Lunch Break

1:05 PM



1:05 PM - 1:45 PM PDT (40 Min)

The Dragon's Last Dance: Can China Bounce Back?

1:45 PM



1:45 PM - 2:25 PM PDT (40 Min)

Will Traditional Secondaries Fade when Exit Avenues Rebound?



2:25 PM



2:25 PM - 2:55 PM PDT (30 Min) ⁽⁴⁴⁾

Coffee & Refreshment Break

2:55 PM



2:55 PM - 3:35 PM PDT (40 Min)

How Would the Death of the \$1 Trillion Artificial Intelligence Boom Affect Your Portfolio?

3:35 PM



3:35 PM - 4:15 PM PDT (40 Min)

The CIO Conclusion

4:15 PM



4:15 PM - 4:20 PM PDT (5 Min)

Closing Remarks



4:20 PM



4:20 PM - 5:50 PM PDT (1 Hour, 30 Min)
(44)

Cocktail Reception



AGENDA REPORT

TO: Oakland Police & Fire Retirement System (PFRS) Board of Administration **FROM:** David F. Jones
PFRS Plan Administrator & Secretary

SUBJECT: Authorization and Reimbursement of Board Member Wilkinson's Travel & Education Expenses **DATE:** January 29, 2025

R. Steven Wilkinson, Board Member of the **Oakland Police and Fire Retirement System** Board, requests authorization for reimbursement of travel and/or board education related funds for the event detailed below.

Staff has verified that budgeted funds are available for this Board Member to be reimbursed and recommends the reimbursement of travel/education funds for the event below be approved by board motion.

Travel/Education Event:	CALAPRS 2025 General Assembly
Event Location:	Silverado Resort in Napa, CA
Event Date:	March 2, 2025 – March 5, 2025
Estimated Event Expense:	\$2,000.00

Notes:

* If enrollment, registration, or admission expenses are required, the fund will process a check in advance and pay vendor directly; all other board-approved reimbursements will be made upon delivery of receipts to staff by the travelling party. Cancellation of event attendance requires return of all reimbursed funds paid to attendee to the fund.

For questions regarding this report, please contact Maxine Visaya, Administrative Analyst I, at (510) 238-7295.

Respectfully submitted,

David F. Jones
Plan Administrator & Secretary
Oakland Police & Fire Retirement System


Attachments:
(1) Resolution 8119
(2) Conference Agenda

PFRS Board of Administration
January 29, 2025
Agenda Item: C3

ATTACHMENT 1

RESOLUTION NO. 8019

OAKLAND POLICE AND FIRE RETIREMENT BOARD
CITY OF OAKLAND, CALIFORNIA
RESOLUTION No. 8119



ON MOTION OF MEMBER _____ SECONDED BY MEMBER _____

RESOLUTION APPROVING REQUEST OF OAKLAND POLICE AND FIRE RETIREMENT SYSTEM BOARD MEMBER R. STEVEN WILKINSON TO TRAVEL AND ATTEND THE 2025 CALIFORNIA ASSOCIATION OF PUBLIC RETIREMENT SYSTEMS GENERAL ASSEMBLY (CALAPRS 2025 GENERAL ASSEMBLY) FROM MARCH 2, 2025 THROUGH MARCH 5, 2025 IN NAPA, CALIFORNIA AND AUTHORIZING DIRECT PAYMENT TO THE VENDOR FOR CONFERENCE REGISTRATION FEES AND MEMBER REIMBURSEMENT OF TRAVEL-RELATED EXPENSES IN AN AMOUNT NOT TO EXCEED TWO THOUSAND DOLLARS (\$2,000.00)

WHEREAS, the Oakland Police and Fire Retirement System (PFRS) Education and Travel Policy (“Travel Policy”) requires that PFRS Board members and staff obtain prior Board approval of all education and travel-related expenses that will be reimbursed by PFRS; and;

WHEREAS, PFRS Board Member Wilkinson would like to attend the 2025 California Association of Public Retirement Systems (CALAPRS) General Assembly (“the Conference”) in Napa, CA from March 2, 2025 through March 5, 2025; and

WHEREAS, in compliance with Section IV(13)(c) of the Travel Policy, Member Wilkinson has submitted documentation showing the registration fees and estimated travel-related expenses to attend the Conference will be approximately Two Thousand Dollars (\$2,000.00); and, therefore be it

RESOLVED: That PFRS Board Member R. Steven Wilkinson’s request to attend the 2025 California Association of Public Retirement Systems (CALAPRS) General Assembly in Rancho Mirage, CA from March 2, 2025 through March 5, 2025 at an estimated cost of Two Thousand Dollars (\$2,000.00) is approved; and be it

FURTHER RESOLVED: That the PFRS Board authorizes direct payment to the vendor for conference registration fees and member reimbursement of travel-related expenses in an amount not to exceed Two Thousand Dollars (\$2,000.00) for Member Wilkinson’s attendance at the 2025 California Association of Public Retirement Systems (CALAPRS) General Assembly Conference.

IN BOARD MEETING, CITY HALL, OAKLAND, CA _____ JANUARY 29, 2025

PASSED BY THE FOLLOWING VOTE:

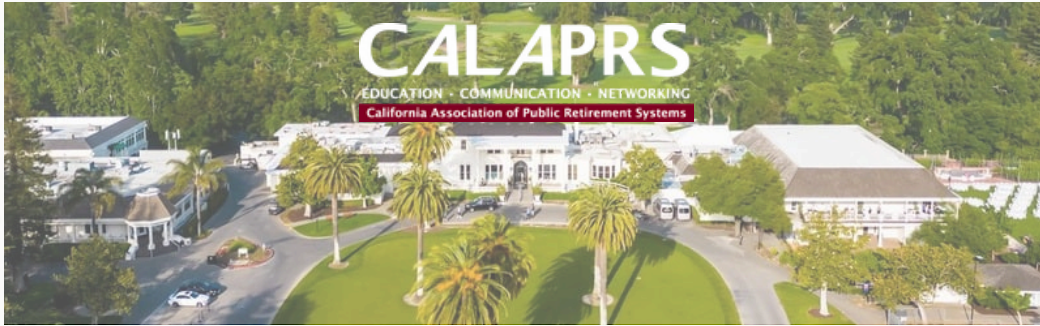
- AYES: GODFREY, MELIA, NICHELINI, ROSEMAN, SPEAKMAN, & PRESIDENT JOHNSON
- NOES:
- ABSTAIN: WILKINSON
- ABSENT:

ATTEST: _____
PRESIDENT

ATTEST: _____
SECRETARY

ATTACHMENT 2

*Conference Agenda
CALAPRS General Assembly
2025*



ANNUAL GENERAL ASSEMBLY SUNDAY – WEDNESDAY MARCH 2–5, 2025

The California Association of Public Retirement Systems (CALAPRS) invites you to attend the **Annual General Assembly, Sunday, March 2 – Wednesday, March 5, 2025 at the Silverado Resort, in Napa, CA!** The General Assembly is an educational conference for retirement system trustees, senior staff, and our annual sponsors. Attendees will learn from experts and peers, while getting the opportunity to network with colleagues. **Please take note of the new date pattern (Sunday – Wednesday).**

REGISTRATION

Register online at www.calaprs.org/events

- Retirement System Fee: \$250/person
- Sponsor Fee: \$2,500 annual sponsorship includes registration for 2 representatives at no additional cost.

LODGING

CALAPRS has arranged for a discounted room rate at the meeting hotel, the Silverado Resort, 1600 Atlas Peak Rd., Napa, CA 94558 for the duration of the meeting. **The room rate is \$269/night. The room rate does not include taxes, fees, and the \$35/night resort fee.**

- **Book Online:** <https://book.passkey.com/e/50862602>
- **By Phone:** (707) 257-0200, refer to California Association of Public Retirement Systems

Cut-off Date: The room rate is available until Wednesday, February 5, 2025 or until the block is sold out, whichever comes first. Book your room early!

Be sure to view the full program before booking your room. Sessions do not start until March 3rd. Registration is open starting March 2nd.

PLANNING COMMITTEE

CALAPRS would like to thank the 2025 General Assembly Planning Committee for their dedication to creating a timely and impactful General Assembly Program!

Debby Cherney, *CEO, San Bernardino County Employees' Retirement Association (SBCERA)*
Steve Delaney, *CEO, Orange County Employees' Retirement System (OCERS)*
Greg Levin, *CEO, Santa Barbara County Employees' Retirement System (SBCERS)*
Alison Romano, *CEO & CIO, San Francisco Employees' Retirement System (SFERS)*
Eric Stern, *CEO, Sacramento County Employees' Retirement System (SCERS)*
Robert Theller, *Retirement Administrator, City of Fresno Retirement Systems*
Julie Wyne, *CEO, Sonoma County Employees' Retirement Association*

GENERAL ASSEMBLY PROGRAM

SUNDAY, MARCH 2

4:00 – 6:00 PM Registration Open

MONDAY, MARCH 3

10:00 AM – 12:00 PM **AB1234 Ethics for Trustees**
Presenter: Ashley Dunning, Partner & Co-chair Pension, Benefits & Investments Group, Nossaman LLP

2:00 – 2:15 PM **Welcome Remarks**

2:15 – 3:15 PM **Keynote Session – Geopolitics & Investing**
Presenter: Michael Hasenstab, Ph.D., Executive Vice President and Chief Investment Officer, Franklin Templeton – Global Macro

3:15 – 3:30 PM
Networking Break

3:30 – 4:30 PM **Keynote Session – Leadership & Taking Risks**
Moderator: John Myers, Chief, Office of Public Affairs, California Public Employees' Retirement System (CalPERS)
Panelists: Jackie Speier, Former Congresswoman and California State Senator and Barry Dennis, Investment Consultant (Ret.)

7:00– 9:30 PM
Strolling Dinner at the Silverado Resort

TUESDAY, MARCH 4

7:00 AM – 4:00 PM Registration Open

7:45 – 8:45 AM Breakfast

8:45 – 9:00 AM **Opening Remarks & Robert Toigo Award Presentation**

9:00 – 10:00 AM **Keynote Session – Evolving Macro Trends & Economic Outlook with Goldman Sachs**
Moderator: Amit Thanki, Senior Investment Officer, San Bernardino County Employees' Retirement Association (SBCERA)
Presenter: Candice Tse, Managing Director, Client Solutions Group, Goldman Sachs Asset Management

10:00 – 10:30 AM
Networking Break

10:30 AM – 12:00 PM **Disruptive Technologies from a VC Perspective**
Moderator: Alison Romano, CEO & CIO, San Francisco Employees' Retirement System (SFERS)
Panelists: Vinod Khosla, Founder, Khosla Ventures; Mohamad Makhzoumi, Co-CEO, NEA; and Emily Melton, Co-founder, Threshold

12:00 – 1:30 PM Lunch

GENERAL ASSEMBLY PROGRAM

TUESDAY, MARCH 4 *continued*

1:30 – 2:30 PM	Total Portfolio Approach Presenter: John Bowman, CEO, CAIA
2:30 – 3:00 PM	Networking Break
3:00 – 4:00 PM	Post-PEPRA Retrospective: Examining Cost-savings Wins, Political Impacts, and New Challenges 10+ Years After Pension Reform Presenters: Michael Cohen, Chief Operating Investment Officer, California Public Employees' Retirement System (CalPERS); David Lamoureux, Deputy System Actuary, California State Teachers Retirement System (CalSTRS); Eric Stern, CEO, Sacramento County Employees' Retirement System (SCERS); and Todd Tauzer, Senior Vice President and Actuary, Segal
5:00 – 6:00 PM	Networking Reception

WEDNESDAY, MARCH 5

7:30 – 11:30 AM	Registration Open
7:30 – 8:30 AM	Breakfast
8:30 – 9:30 AM	Panel Discussion: LACERA/Independence Ruling Panelists: Debby Cherney, CEO, San Bernardino County Employees' Retirement Association (SBCERA); Maytak Chin, Partner, ReedSmith; Santos H. Kreimann, CEO, Los Angeles County Employees Retirement Association (LACERA); and Greg Levin, CEO, Santa Barbara County Employees' Retirement System (SBCERS)
9:30 – 10:00 AM	Networking Reception
10:00 – 11:00 AM	Driving PAS Modernization with Secure, Responsible AI Presenters: Nate Haws, Associate Principal Consultant and AI Researcher, Linea Solutions and Anthony Suine, Pension Solution Project Director, California State Teachers Retirement System (CalSTRS)
11:00 – 11:45 AM	Case Study & Discussion: The Fun and Games Trustees Get to Play When an Education Retirement System is in Long-term Turmoil Presenters: Maytak Chin, Partner, ReedSmith and Rob Theller, Esq., Retirement Administrator, City of Fresno Systems
11:45 AM – 12:00 PM	Closing Remarks & Adjournment

HEALTH & SAFETY

CALAPRS is dedicated to providing a safe event experience for all meeting participants including: attendees, sponsors, staff, and guests. The General Assembly will be conducted as advised by government (local, state, and national) regulations, CDC recommendations, and venue requirements at the time of the event.



AGENDA REPORT

TO: Oakland Police & Fire Retirement System (PFRS) Board of Administration **FROM:** David F. Jones
PFRS Plan Administrator & Secretary

SUBJECT: Manner of PFRS Board & Committee Meetings **DATE:** January 29, 2025

BACKGROUND

At the May 31, 2023 PFRS Board Meeting staff requested Board direction regarding the option to initiate and conduct hybrid meetings to engage with presenters and facilitate public comment via virtual participation. The Board discussed the matter briefly and President Johnson directed staff to research logistics and any necessary steps in order to possibly implement such change and place the matter on the agenda for further discussion at the September 2023 meeting.

At the September 27, 2023 PFRS Board Meeting, staff reported it is both logistically and legally possible to conduct hybrid meetings for the purpose of member participation, engaging with presenters, and facilitate public comment via remote virtual participation. Action to implement such change would require an update to PFRS' current Rules & Regulations.

It was noted that AB 2449 is much more limited than the peak-pandemic laws for remote participation. A member of a Brown Act body could do so citing "just cause" or "emergency circumstances," for no more than 20% of the regular meetings for the calendar year and requires an in-person quorum to be able to utilize this provision. This Board is regularly scheduled to meet once per month, and as such could utilize this provision no more two (2) times per year. However, members remain able to utilize the traditional teleconference rules that allow them to participate remotely as long as they provide proper notice of the remote location and allow public access to the noticed location. That option does not have any numerical limit.

The matter was discussed and dropped by motion of the Board on September 27, 2023. Member Godfrey submitted a request on September 30, 2024, for the Board to reconsider the option to conduct hybrid meetings and for the matter to be placed on a future agenda for further discussion. President Johnson directed staff and legal counsel to review the matter and report to the Board.

On September 22, 2024, Governor Newsom signed AB 2302 to amend certain portions of the Ralph M. Brown Act (“Brown Act”) relating to members of legislative bodies participating by teleconference during public meetings effective January 1, 2025. AB 2302 revises those limits, instead prohibiting such participation for more than a specified number of meetings per year, based on how frequently the legislative body regularly meets rather than a percentage of meetings. Under the new limits, a member may only participate remotely using “just cause” or “emergency circumstances” for two meetings per year if the legislative body meets once per month or less. Effectively, this change does not alter the allowable number of meetings PFRS Board members would be able to participate via teleconference under AB 2449.

SUMMARY

Action to implement a change to facilitate hybrid meetings would require an update to PFRS’ current Rules & Regulations. Additionally, any such updates to the Rules & Regulations will not supersede the legal requirements of Board Members to attend meetings in-person or to exercise the option to attend via teleconference in accordance the Brown Act, AB 2449, and AB 2302.

Staff seeks further direction from the Board regarding how they would like to proceed.

For questions regarding this report, please contact Maxine Visaya, Administrative Analyst I, at (510) 238-7295.

Respectfully submitted,



David F. Jones
Plan Administrator & Secretary
Oakland Police & Fire Retirement System

- Attachments: (1) Bill Text AB 2449 (2022)
(2) Bill Text AB 2303 (2024)
(3) The Brown Act (2003)
(4) Office of the City Attorney City of Oakland FAQ sheet regarding participation via teleconference
(5) PFRS Rules & Regulations

ATTACHMENT 1

Bill Text AB 2449 (2022)



AB-2449 Open meetings: local agencies: teleconferences. (2021-2022)

SHARE THIS:



Date Published: 09/14/2022 09:00 PM

Assembly Bill No. 2449

CHAPTER 285

An act to amend, repeal, and add Sections 54953 and 54954.2 of the Government Code, relating to local government.

[Approved by Governor September 13, 2022. Filed with Secretary of State September 13, 2022.]

LEGISLATIVE COUNSEL'S DIGEST

AB 2449, Blanca Rubio. Open meetings: local agencies: teleconferences.

Existing law, the Ralph M. Brown Act, requires, with specified exceptions, that all meetings of a legislative body of a local agency, as those terms are defined, be open and public and that all persons be permitted to attend and participate. The act generally requires posting an agenda at least 72 hours before a regular meeting that contains a brief general description of each item of business to be transacted or discussed at the meeting, and prohibits any action or discussion from being undertaken on any item not appearing on the posted agenda. The act authorizes a legislative body to take action on items of business not appearing on the posted agenda under specified conditions. The act contains specified provisions regarding providing for the ability of the public to observe and provide comment. The act allows for meetings to occur via teleconferencing subject to certain requirements, particularly that the legislative body notice each teleconference location of each member that will be participating in the public meeting, that each teleconference location be accessible to the public, that members of the public be allowed to address the legislative body at each teleconference location, that the legislative body post an agenda at each teleconference location, and that at least a quorum of the legislative body participate from locations within the boundaries of the local agency's jurisdiction. The act provides an exemption to the jurisdictional requirement for health authorities, as defined.

Existing law, until January 1, 2024, authorizes a local agency to use teleconferencing without complying with those specified teleconferencing requirements in specified circumstances when a declared state of emergency is in effect, or in other situations related to public health.

This bill would revise and recast those teleconferencing provisions and, until January 1, 2026, would authorize a local agency to use teleconferencing without complying with the teleconferencing requirements that each teleconference location be identified in the notice and agenda and that each teleconference location be accessible to the public if at least a quorum of the members of the legislative body participates in person from a singular physical location clearly identified on the agenda that is open to the public and situated within the local agency's jurisdiction. Under this exception, the bill would authorize a member to participate remotely under specified circumstances, including participating remotely for just cause or due to emergency circumstances. The emergency circumstances basis for remote participation would be contingent on a request to, and action by, the

legislative body, as prescribed. The bill, until January 1, 2026, would authorize a legislative body to consider and take action on a request from a member to participate in a meeting remotely due to emergency circumstances if the request does not allow sufficient time to place the proposed action on the posted agenda for the meeting for which the request is made. The bill would define terms for purposes of these teleconferencing provisions.

This bill would impose prescribed requirements for this exception relating to notice, agendas, the means and manner of access, and procedures for disruptions. The bill would require the legislative body to implement a procedure for receiving and swiftly resolving requests for reasonable accommodation for individuals with disabilities, consistent with federal law.

Existing constitutional provisions require that a statute that limits the right of access to the meetings of public bodies or the writings of public officials and agencies be adopted with findings demonstrating the interest protected by the limitation and the need for protecting that interest.

This bill would make legislative findings to that effect.

The California Constitution requires local agencies, for the purpose of ensuring public access to the meetings of public bodies and the writings of public officials and agencies, to comply with a statutory enactment that amends or enacts laws relating to public records or open meetings and contains findings demonstrating that the enactment furthers the constitutional requirements relating to this purpose.

This bill would make legislative findings to that effect.

Vote: majority Appropriation: no Fiscal Committee: no Local Program: no

THE PEOPLE OF THE STATE OF CALIFORNIA DO ENACT AS FOLLOWS:

SECTION 1. Section 54953 of the Government Code, as amended by Section 3 of Chapter 165 of the Statutes of 2021, is amended to read:

54953. (a) All meetings of the legislative body of a local agency shall be open and public, and all persons shall be permitted to attend any meeting of the legislative body of a local agency, except as otherwise provided in this chapter.

(b) (1) Notwithstanding any other provision of law, the legislative body of a local agency may use teleconferencing for the benefit of the public and the legislative body of a local agency in connection with any meeting or proceeding authorized by law. The teleconferenced meeting or proceeding shall comply with all otherwise applicable requirements of this chapter and all otherwise applicable provisions of law relating to a specific type of meeting or proceeding.

(2) Teleconferencing, as authorized by this section, may be used for all purposes in connection with any meeting within the subject matter jurisdiction of the legislative body. If the legislative body of a local agency elects to use teleconferencing, the legislative body of a local agency shall comply with all of the following:

(A) All votes taken during a teleconferenced meeting shall be by rollcall.

(B) The teleconferenced meetings shall be conducted in a manner that protects the statutory and constitutional rights of the parties or the public appearing before the legislative body of a local agency.

(C) The legislative body shall give notice of the meeting and post agendas as otherwise required by this chapter.

(D) The legislative body shall allow members of the public to access the meeting and the agenda shall provide an opportunity for members of the public to address the legislative body directly pursuant to Section 54954.3.

(3) If the legislative body of a local agency elects to use teleconferencing, it shall post agendas at all teleconference locations. Each teleconference location shall be identified in the notice and agenda of the meeting or proceeding, and each teleconference location shall be accessible to the public. During the teleconference, at least a quorum of the members of the legislative body shall participate from locations within the boundaries of the territory over which the local agency exercises jurisdiction, except as provided in subdivisions (d) and (e).

(c) (1) No legislative body shall take action by secret ballot, whether preliminary or final.

(2) The legislative body of a local agency shall publicly report any action taken and the vote or abstention on that action of each member present for the action.

(3) Prior to taking final action, the legislative body shall orally report a summary of a recommendation for a final action on the salaries, salary schedules, or compensation paid in the form of fringe benefits of a local agency executive, as defined in subdivision (d) of Section 3511.1, during the open meeting in which the final action is to be taken. This paragraph shall not affect the public's right under the California Public Records Act (Division 10 (commencing with Section 7920.000) of Title 1) to inspect or copy records created or received in the process of developing the recommendation.

(d) (1) Notwithstanding the provisions relating to a quorum in paragraph (3) of subdivision (b), if a health authority conducts a teleconference meeting, members who are outside the jurisdiction of the authority may be counted toward the establishment of a quorum when participating in the teleconference if at least 50 percent of the number of members that would establish a quorum are present within the boundaries of the territory over which the authority exercises jurisdiction, and the health authority provides a teleconference number, and associated access codes, if any, that allows any person to call in to participate in the meeting and the number and access codes are identified in the notice and agenda of the meeting.

(2) Nothing in this subdivision shall be construed as discouraging health authority members from regularly meeting at a common physical site within the jurisdiction of the authority or from using teleconference locations within or near the jurisdiction of the authority. A teleconference meeting for which a quorum is established pursuant to this subdivision shall be subject to all other requirements of this section.

(3) For purposes of this subdivision, a health authority means any entity created pursuant to Sections 14018.7, 14087.31, 14087.35, 14087.36, 14087.38, and 14087.9605 of the Welfare and Institutions Code, any joint powers authority created pursuant to Article 1 (commencing with Section 6500) of Chapter 5 of Division 7 for the purpose of contracting pursuant to Section 14087.3 of the Welfare and Institutions Code, and any advisory committee to a county-sponsored health plan licensed pursuant to Chapter 2.2 (commencing with Section 1340) of Division 2 of the Health and Safety Code if the advisory committee has 12 or more members.

(e) (1) The legislative body of a local agency may use teleconferencing without complying with the requirements of paragraph (3) of subdivision (b) if the legislative body complies with the requirements of paragraph (2) of this subdivision in any of the following circumstances:

(A) The legislative body holds a meeting during a proclaimed state of emergency, and state or local officials have imposed or recommended measures to promote social distancing.

(B) The legislative body holds a meeting during a proclaimed state of emergency for the purpose of determining, by majority vote, whether as a result of the emergency, meeting in person would present imminent risks to the health or safety of attendees.

(C) The legislative body holds a meeting during a proclaimed state of emergency and has determined, by majority vote, pursuant to subparagraph (B), that, as a result of the emergency, meeting in person would present imminent risks to the health or safety of attendees.

(2) A legislative body that holds a meeting pursuant to this subdivision shall do all of the following:

(A) In each instance in which notice of the time of the teleconferenced meeting is otherwise given or the agenda for the meeting is otherwise posted, the legislative body shall also give notice of the means by which members of the public may access the meeting and offer public comment. The agenda shall identify and include an opportunity for all persons to attend via a call-in option or an internet-based service option.

(B) In the event of a disruption that prevents the legislative body from broadcasting the meeting to members of the public using the call-in option or internet-based service option, or in the event of a disruption within the local agency's control that prevents members of the public from offering public comments using the call-in option or internet-based service option, the legislative body shall take no further action on items appearing on the meeting agenda until public access to the meeting via the call-in option or internet-based service option is restored. Actions taken on agenda items during a disruption that prevents the legislative body from broadcasting the meeting may be challenged pursuant to Section 54960.1.

(C) The legislative body shall not require public comments to be submitted in advance of the meeting and must provide an opportunity for the public to address the legislative body and offer comment in real time.

(D) Notwithstanding Section 54953.3, an individual desiring to provide public comment through the use of an internet website, or other online platform, not under the control of the local legislative body, that requires registration to log in to a teleconference may be required to register as required by the third-party internet website or online platform to participate.

(E) (i) A legislative body that provides a timed public comment period for each agenda item shall not close the public comment period for the agenda item, or the opportunity to register, pursuant to subparagraph (F), to provide public comment until that timed public comment period has elapsed.

(ii) A legislative body that does not provide a timed public comment period, but takes public comment separately on each agenda item, shall allow a reasonable amount of time per agenda item to allow public members the opportunity to provide public comment, including time for members of the public to register pursuant to subparagraph (F), or otherwise be recognized for the purpose of providing public comment.

(iii) A legislative body that provides a timed general public comment period that does not correspond to a specific agenda item shall not close the public comment period or the opportunity to register, pursuant to subparagraph (F), until the timed general public comment period has elapsed.

(3) If a state of emergency remains active, or state or local officials have imposed or recommended measures to promote social distancing, in order to continue to teleconference without compliance with paragraph (3) of subdivision (b), the legislative body shall, not later than 30 days after teleconferencing for the first time pursuant to subparagraph (A), (B), or (C) of paragraph (1), and every 30 days thereafter, make the following findings by majority vote:

(A) The legislative body has reconsidered the circumstances of the state of emergency.

(B) Any of the following circumstances exist:

(i) The state of emergency continues to directly impact the ability of the members to meet safely in person.

(ii) State or local officials continue to impose or recommend measures to promote social distancing.

(4) This subdivision shall not be construed to require the legislative body to provide a physical location from which the public may attend or comment.

(f) (1) The legislative body of a local agency may use teleconferencing without complying with paragraph (3) of subdivision (b) if, during the teleconference meeting, at least a quorum of the members of the legislative body participates in person from a singular physical location clearly identified on the agenda, which location shall be open to the public and situated within the boundaries of the territory over which the local agency exercises jurisdiction and the legislative body complies with all of the following:

(A) The legislative body shall provide at least one of the following as a means by which the public may remotely hear and visually observe the meeting, and remotely address the legislative body:

(i) A two-way audiovisual platform.

(ii) A two-way telephonic service and a live webcasting of the meeting.

(B) In each instance in which notice of the time of the teleconferenced meeting is otherwise given or the agenda for the meeting is otherwise posted, the legislative body shall also give notice of the means by which members of the public may access the meeting and offer public comment.

(C) The agenda shall identify and include an opportunity for all persons to attend and address the legislative body directly pursuant to Section 54954.3 via a call-in option, via an internet-based service option, and at the in-person location of the meeting.

(D) In the event of a disruption that prevents the legislative body from broadcasting the meeting to members of the public using the call-in option or internet-based service option, or in the event of a disruption within the local agency's control that prevents members of the public from offering public comments using the call-in option or internet-based service option, the legislative body shall take no further action on items appearing on the meeting agenda until public access to the meeting via the call-in option or internet-based service option is restored. Actions taken on agenda items during a disruption that prevents the legislative body from broadcasting the meeting may be challenged pursuant to Section 54960.1.

(E) The legislative body shall not require public comments to be submitted in advance of the meeting and must provide an opportunity for the public to address the legislative body and offer comment in real time.

(F) Notwithstanding Section 54953.3, an individual desiring to provide public comment through the use of an internet website, or other online platform, not under the control of the local legislative body, that requires registration to log in to a teleconference may be required to register as required by the third-party internet website or online platform to participate.

(2) A member of the legislative body shall only participate in the meeting remotely pursuant to this subdivision, if all of the following requirements are met:

(A) One of the following circumstances applies:

(i) The member notifies the legislative body at the earliest opportunity possible, including at the start of a regular meeting, of their need to participate remotely for just cause, including a general description of the circumstances relating to their need to appear remotely at the given meeting. The provisions of this clause shall not be used by any member of the legislative body for more than two meetings per calendar year.

(ii) The member requests the legislative body to allow them to participate in the meeting remotely due to emergency circumstances and the legislative body takes action to approve the request. The legislative body shall request a general description of the circumstances relating to their need to appear remotely at the given meeting. A general description of an item generally need not exceed 20 words and shall not require the member to disclose any medical diagnosis or disability, or any personal medical information that is already exempt under existing law, such as the Confidentiality of Medical Information Act (Chapter 1 (commencing with Section 56) of Part 2.6 of Division 1 of the Civil Code). For the purposes of this clause, the following requirements apply:

(I) A member shall make a request to participate remotely at a meeting pursuant to this clause as soon as possible. The member shall make a separate request for each meeting in which they seek to participate remotely.

(II) The legislative body may take action on a request to participate remotely at the earliest opportunity. If the request does not allow sufficient time to place proposed action on such a request on the posted agenda for the meeting for which the request is made, the legislative body may take action at the beginning of the meeting in accordance with paragraph (4) of subdivision (b) of Section 54954.2.

(B) The member shall publicly disclose at the meeting before any action is taken, whether any other individuals 18 years of age or older are present in the room at the remote location with the member, and the general nature of the member's relationship with any such individuals.

(C) The member shall participate through both audio and visual technology.

(3) The provisions of this subdivision shall not serve as a means for any member of a legislative body to participate in meetings of the legislative body solely by teleconference from a remote location for a period of more than three consecutive months or 20 percent of the regular meetings for the local agency within a calendar year, or more than two meetings if the legislative body regularly meets fewer than 10 times per calendar year.

(g) The legislative body shall have and implement a procedure for receiving and swiftly resolving requests for reasonable accommodation for individuals with disabilities, consistent with the federal Americans with Disabilities Act of 1990 (42 U.S.C. Sec. 12132), and resolving any doubt in favor of accessibility. In each instance in which notice of the time of the meeting is otherwise given or the agenda for the meeting is otherwise posted, the legislative body shall also give notice of the procedure for receiving and resolving requests for accommodation.

(h) The legislative body shall conduct meetings subject to this chapter consistent with applicable civil rights and nondiscrimination laws.

(i) (1) Nothing in this section shall prohibit a legislative body from providing the public with additional teleconference locations.

(2) Nothing in this section shall prohibit a legislative body from providing members of the public with additional physical locations in which the public may observe and address the legislative body by electronic means.

(j) For the purposes of this section, the following definitions shall apply:

(1) "Emergency circumstances" means a physical or family medical emergency that prevents a member from attending in person.

(2) "Just cause" means any of the following:

(A) A childcare or caregiving need of a child, parent, grandparent, grandchild, sibling, spouse, or domestic partner that requires them to participate remotely. "Child," "parent," "grandparent," "grandchild," and "sibling" have the same meaning as those terms do in Section 12945.2.

(B) A contagious illness that prevents a member from attending in person.

(C) A need related to a physical or mental disability as defined in Sections 12926 and 12926.1 not otherwise accommodated by subdivision (g).

(D) Travel while on official business of the legislative body or another state or local agency.

(3) "Remote location" means a location from which a member of a legislative body participates in a meeting pursuant to subdivision (f), other than any physical meeting location designated in the notice of the meeting. Remote locations need not be accessible to the public.

(4) "Remote participation" means participation in a meeting by teleconference at a location other than any physical meeting location designated in the notice of the meeting. Watching or listening to a meeting via webcasting or another similar electronic medium that does not permit members to interactively hear, discuss, or deliberate on matters, does not constitute remote participation.

(5) "State of emergency" means a state of emergency proclaimed pursuant to Section 8625 of the California Emergency Services Act (Article 1 (commencing with Section 8550) of Chapter 7 of Division 1 of Title 2).

(6) "Teleconference" means a meeting of a legislative body, the members of which are in different locations, connected by electronic means, through either audio or video, or both.

(7) "Two-way audiovisual platform" means an online platform that provides participants with the ability to participate in a meeting via both an interactive video conference and a two-way telephonic function.

(8) "Two-way telephonic service" means a telephone service that does not require internet access, is not provided as part of a two-way audiovisual platform, and allows participants to dial a telephone number to listen and verbally participate.

(9) "Webcasting" means a streaming video broadcast online or on television, using streaming media technology to distribute a single content source to many simultaneous listeners and viewers.

(k) This section shall remain in effect only until January 1, 2024, and as of that date is repealed.

SEC. 2. Section 54953 of the Government Code, as added by Section 4 of Chapter 165 of the Statutes of 2021, is amended to read:

54953. (a) All meetings of the legislative body of a local agency shall be open and public, and all persons shall be permitted to attend any meeting of the legislative body of a local agency, except as otherwise provided in this chapter.

(b) (1) Notwithstanding any other provision of law, the legislative body of a local agency may use teleconferencing for the benefit of the public and the legislative body of a local agency in connection with any meeting or proceeding authorized by law. The teleconferenced meeting or proceeding shall comply with all otherwise applicable requirements of this chapter and all otherwise applicable provisions of law relating to a specific type of meeting or proceeding.

(2) Teleconferencing, as authorized by this section, may be used for all purposes in connection with any meeting within the subject matter jurisdiction of the legislative body. If the legislative body of a local agency elects to use teleconferencing, the legislative body of a local agency shall comply with all of the following:

(A) All votes taken during a teleconferenced meeting shall be by rollcall.

(B) The teleconferenced meetings shall be conducted in a manner that protects the statutory and constitutional rights of the parties or the public appearing before the legislative body of a local agency.

(C) The legislative body shall give notice of the meeting and post agendas as otherwise required by this chapter.

(D) The legislative body shall allow members of the public to access the meeting and the agenda shall provide an opportunity for members of the public to address the legislative body directly pursuant to Section 54954.3.

(3) If the legislative body of a local agency elects to use teleconferencing, it shall post agendas at all teleconference locations. Each teleconference location shall be identified in the notice and agenda of the meeting or proceeding, and each teleconference location shall be accessible to the public. During the teleconference, at least a quorum of the members of the legislative body shall participate from locations within the boundaries of the territory over which the local agency exercises jurisdiction, except as provided in subdivision (d).

(c) (1) No legislative body shall take action by secret ballot, whether preliminary or final.

(2) The legislative body of a local agency shall publicly report any action taken and the vote or abstention on that action of each member present for the action.

(3) Prior to taking final action, the legislative body shall orally report a summary of a recommendation for a final action on the salaries, salary schedules, or compensation paid in the form of fringe benefits of a local agency executive, as defined in subdivision (d) of Section 3511.1, during the open meeting in which the final action is to be taken. This paragraph shall not affect the public's right under the California Public Records Act (Division 10 (commencing with Section 7920.000) of Title 1) to inspect or copy records created or received in the process of developing the recommendation.

(d) (1) Notwithstanding the provisions relating to a quorum in paragraph (3) of subdivision (b), if a health authority conducts a teleconference meeting, members who are outside the jurisdiction of the authority may be counted toward the establishment of a quorum when participating in the teleconference if at least 50 percent of the number of members that would establish a quorum are present within the boundaries of the territory over which the authority exercises jurisdiction, and the health authority provides a teleconference number, and associated access codes, if any, that allows any person to call in to participate in the meeting and the number and access codes are identified in the notice and agenda of the meeting.

(2) Nothing in this subdivision shall be construed as discouraging health authority members from regularly meeting at a common physical site within the jurisdiction of the authority or from using teleconference locations within or near the jurisdiction of the authority. A teleconference meeting for which a quorum is established pursuant to this subdivision shall be subject to all other requirements of this section.

(3) For purposes of this subdivision, a health authority means any entity created pursuant to Sections 14018.7, 14087.31, 14087.35, 14087.36, 14087.38, and 14087.9605 of the Welfare and Institutions Code, any joint powers authority created pursuant to Article 1 (commencing with Section 6500) of Chapter 5 of Division 7 for the purpose of contracting pursuant to Section 14087.3 of the Welfare and Institutions Code, and any advisory committee to a county-sponsored health plan licensed pursuant to Chapter 2.2 (commencing with Section 1340) of Division 2 of the Health and Safety Code if the advisory committee has 12 or more members.

(e) (1) The legislative body of a local agency may use teleconferencing without complying with paragraph (3) of subdivision (b) if, during the teleconference meeting, at least a quorum of the members of the legislative body participates in person from a singular physical location clearly identified on the agenda, which location shall be open to the public and situated within the boundaries of the territory over which the local agency exercises jurisdiction and the legislative body complies with all of the following:

(A) The legislative body shall provide at least one of the following as a means by which the public may remotely hear and visually observe the meeting, and remotely address the legislative body:

(i) A two-way audiovisual platform.

(ii) A two-way telephonic service and a live webcasting of the meeting.

(B) In each instance in which notice of the time of the teleconferenced meeting is otherwise given or the agenda for the meeting is otherwise posted, the legislative body shall also give notice of the means by which members of the public may access the meeting and offer public comment.

(C) The agenda shall identify and include an opportunity for all persons to attend and address the legislative body directly pursuant to Section 54954.3 via a call-in option, via an internet-based service option, and at the in-person location of the meeting.

(D) In the event of a disruption that prevents the legislative body from broadcasting the meeting to members of the public using the call-in option or internet-based service option, or in the event of a disruption within the local agency's control that prevents members of the public from offering public comments using the call-in option or internet-based service option, the legislative body shall take no further action on items appearing on the meeting agenda until public access to the meeting via the call-in option or internet-based service option is restored. Actions taken on agenda items during a disruption that prevents the legislative body from broadcasting the meeting may be challenged pursuant to Section 54960.1.

(E) The legislative body shall not require public comments to be submitted in advance of the meeting and must provide an opportunity for the public to address the legislative body and offer comment in real time.

(F) Notwithstanding Section 54953.3, an individual desiring to provide public comment through the use of an internet website, or other online platform, not under the control of the local legislative body, that requires registration to log in to a teleconference may be required to register as required by the third-party internet website or online platform to participate.

(2) A member of the legislative body shall only participate in the meeting remotely pursuant to this subdivision, if all of the following requirements are met:

(A) One of the following circumstances applies:

(i) The member notifies the legislative body at the earliest opportunity possible, including at the start of a regular meeting, of their need to participate remotely for just cause, including a general description of the circumstances relating to their need to appear remotely at the given meeting. The provisions of this clause shall not be used by any member of the legislative body for more than two meetings per calendar year.

(ii) The member requests the legislative body to allow them to participate in the meeting remotely due to emergency circumstances and the legislative body takes action to approve the request. The legislative body shall request a general description of the circumstances relating to their need to appear remotely at the given meeting. A general description of an item generally need not exceed 20 words and shall not require the member to disclose any medical diagnosis or disability, or any personal medical information that is already exempt under existing law, such as the Confidentiality of Medical Information Act (Chapter 1 (commencing with Section 56) of Part 2.6 of Division 1 of the Civil Code). For the purposes of this clause, the following requirements apply:

(I) A member shall make a request to participate remotely at a meeting pursuant to this clause as soon as possible. The member shall make a separate request for each meeting in which they seek to participate remotely.

(II) The legislative body may take action on a request to participate remotely at the earliest opportunity. If the request does not allow sufficient time to place proposed action on such a request on the posted agenda for the meeting for which the request is made, the legislative body may take action at the beginning of the meeting in accordance with paragraph (4) of subdivision (b) of Section 54954.2.

(B) The member shall publicly disclose at the meeting before any action is taken whether any other individuals 18 years of age or older are present in the room at the remote location with the member, and the general nature of the member's relationship with any such individuals.

(C) The member shall participate through both audio and visual technology.

(3) The provisions of this subdivision shall not serve as a means for any member of a legislative body to participate in meetings of the legislative body solely by teleconference from a remote location for a period of more than three consecutive months or 20 percent of the regular meetings for the local agency within a calendar year, or more than two meetings if the legislative body regularly meets fewer than 10 times per calendar year.

(f) The legislative body shall have and implement a procedure for receiving and swiftly resolving requests for reasonable accommodation for individuals with disabilities, consistent with the federal Americans with Disabilities

Act of 1990 (42 U.S.C. Sec. 12132), and resolving any doubt in favor of accessibility. In each instance in which notice of the time of the meeting is otherwise given or the agenda for the meeting is otherwise posted, the legislative body shall also give notice of the procedure for receiving and resolving requests for accommodation.

(g) The legislative body shall conduct meetings subject to this chapter consistent with applicable civil rights and nondiscrimination laws.

(h) (1) Nothing in this section shall prohibit a legislative body from providing the public with additional teleconference locations.

(2) Nothing in this section shall prohibit a legislative body from providing members of the public with additional physical locations in which the public may observe and address the legislative body by electronic means.

(i) For the purposes of this section, the following definitions shall apply:

(1) "Emergency circumstances" means a physical or family medical emergency that prevents a member from attending in person.

(2) "Just cause" means any of the following:

(A) A childcare or caregiving need of a child, parent, grandparent, grandchild, sibling, spouse, or domestic partner that requires them to participate remotely. "Child," "parent," "grandparent," "grandchild," and "sibling" have the same meaning as those terms do in Section 12945.2.

(B) A contagious illness that prevents a member from attending in person.

(C) A need related to a physical or mental disability as defined in Sections 12926 and 12926.1 not otherwise accommodated by subdivision (f).

(D) Travel while on official business of the legislative body or another state or local agency.

(3) "Remote location" means a location from which a member of a legislative body participates in a meeting pursuant to subdivision (e), other than any physical meeting location designated in the notice of the meeting. Remote locations need not be accessible to the public.

(4) "Remote participation" means participation in a meeting by teleconference at a location other than any physical meeting location designated in the notice of the meeting. Watching or listening to a meeting via webcasting or another similar electronic medium that does not permit members to interactively hear, discuss, or deliberate on matters, does not constitute remote participation.

(5) "Teleconference" means a meeting of a legislative body, the members of which are in different locations, connected by electronic means, through either audio or video, or both.

(6) "Two-way audiovisual platform" means an online platform that provides participants with the ability to participate in a meeting via both an interactive video conference and a two-way telephonic function.

(7) "Two-way telephonic service" means a telephone service that does not require internet access, is not provided as part of a two-way audiovisual platform, and allows participants to dial a telephone number to listen and verbally participate.

(8) "Webcasting" means a streaming video broadcast online or on television, using streaming media technology to distribute a single content source to many simultaneous listeners and viewers.

(j) This section shall become operative January 1, 2024, shall remain in effect only until January 1, 2026, and as of that date is repealed.

SEC. 3. Section 54953 is added to the Government Code, to read:

54953. (a) All meetings of the legislative body of a local agency shall be open and public, and all persons shall be permitted to attend any meeting of the legislative body of a local agency, except as otherwise provided in this chapter.

(b) (1) Notwithstanding any other provision of law, the legislative body of a local agency may use teleconferencing for the benefit of the public and the legislative body of a local agency in connection with any meeting or proceeding authorized by law. The teleconferenced meeting or proceeding shall comply with all

requirements of this chapter and all otherwise applicable provisions of law relating to a specific type of meeting or proceeding.

(2) Teleconferencing, as authorized by this section, may be used for all purposes in connection with any meeting within the subject matter jurisdiction of the legislative body. All votes taken during a teleconferenced meeting shall be by rollcall.

(3) If the legislative body of a local agency elects to use teleconferencing, it shall post agendas at all teleconference locations and conduct teleconference meetings in a manner that protects the statutory and constitutional rights of the parties or the public appearing before the legislative body of a local agency. Each teleconference location shall be identified in the notice and agenda of the meeting or proceeding, and each teleconference location shall be accessible to the public. During the teleconference, at least a quorum of the members of the legislative body shall participate from locations within the boundaries of the territory over which the local agency exercises jurisdiction, except as provided in subdivision (d). The agenda shall provide an opportunity for members of the public to address the legislative body directly pursuant to Section 54954.3 at each teleconference location.

(4) For the purposes of this section, "teleconference" means a meeting of a legislative body, the members of which are in different locations, connected by electronic means, through either audio or video, or both. Nothing in this section shall prohibit a local agency from providing the public with additional teleconference locations.

(c) (1) No legislative body shall take action by secret ballot, whether preliminary or final.

(2) The legislative body of a local agency shall publicly report any action taken and the vote or abstention on that action of each member present for the action.

(3) Prior to taking final action, the legislative body shall orally report a summary of a recommendation for a final action on the salaries, salary schedules, or compensation paid in the form of fringe benefits of a local agency executive, as defined in subdivision (d) of Section 3511.1, during the open meeting in which the final action is to be taken. This paragraph shall not affect the public's right under the California Public Records Act (Chapter 3.5 (commencing with Section 6250) of Division 7 of Title 1) to inspect or copy records created or received in the process of developing the recommendation.

(d) (1) Notwithstanding the provisions relating to a quorum in paragraph (3) of subdivision (b), if a health authority conducts a teleconference meeting, members who are outside the jurisdiction of the authority may be counted toward the establishment of a quorum when participating in the teleconference if at least 50 percent of the number of members that would establish a quorum are present within the boundaries of the territory over which the authority exercises jurisdiction, and the health authority provides a teleconference number, and associated access codes, if any, that allows any person to call in to participate in the meeting and the number and access codes are identified in the notice and agenda of the meeting.

(2) Nothing in this subdivision shall be construed as discouraging health authority members from regularly meeting at a common physical site within the jurisdiction of the authority or from using teleconference locations within or near the jurisdiction of the authority. A teleconference meeting for which a quorum is established pursuant to this subdivision shall be subject to all other requirements of this section.

(3) For purposes of this subdivision, a health authority means any entity created pursuant to Sections 14018.7, 14087.31, 14087.35, 14087.36, 14087.38, and 14087.9605 of the Welfare and Institutions Code, any joint powers authority created pursuant to Article 1 (commencing with Section 6500) of Chapter 5 of Division 7 for the purpose of contracting pursuant to Section 14087.3 of the Welfare and Institutions Code, and any advisory committee to a county-sponsored health plan licensed pursuant to Chapter 2.2 (commencing with Section 1340) of Division 2 of the Health and Safety Code if the advisory committee has 12 or more members.

(e) This section shall become operative January 1, 2026.

SEC. 4. Section 54954.2 of the Government Code is amended to read:

54954.2. (a) (1) At least 72 hours before a regular meeting, the legislative body of the local agency, or its designee, shall post an agenda containing a brief general description of each item of business to be transacted or discussed at the meeting, including items to be discussed in closed session. A brief general description of an item generally need not exceed 20 words. The agenda shall specify the time and location of the regular meeting and shall be posted in a location that is freely accessible to members of the public and on the local agency's Internet Web site, if the local agency has one. If requested, the agenda shall be made available in appropriate alternative formats to persons with a disability, as required by Section 202 of the Americans with Disabilities Act of 1990 (42

U.S.C. Sec. 12132), and the federal rules and regulations adopted in implementation thereof. The agenda shall include information regarding how, to whom, and when a request for disability-related modification or accommodation, including auxiliary aids or services, may be made by a person with a disability who requires a modification or accommodation in order to participate in the public meeting.

(2) For a meeting occurring on and after January 1, 2019, of a legislative body of a city, county, city and county, special district, school district, or political subdivision established by the state that has an Internet Web site, the following provisions shall apply:

(A) An online posting of an agenda shall be posted on the primary Internet Web site homepage of a city, county, city and county, special district, school district, or political subdivision established by the state that is accessible through a prominent, direct link to the current agenda. The direct link to the agenda shall not be in a contextual menu; however, a link in addition to the direct link to the agenda may be accessible through a contextual menu.

(B) An online posting of an agenda including, but not limited to, an agenda posted in an integrated agenda management platform, shall be posted in an open format that meets all of the following requirements:

(i) Retrievable, downloadable, indexable, and electronically searchable by commonly used Internet search applications.

(ii) Platform independent and machine readable.

(iii) Available to the public free of charge and without any restriction that would impede the reuse or redistribution of the agenda.

(C) A legislative body of a city, county, city and county, special district, school district, or political subdivision established by the state that has an Internet Web site and an integrated agenda management platform shall not be required to comply with subparagraph (A) if all of the following are met:

(i) A direct link to the integrated agenda management platform shall be posted on the primary Internet Web site homepage of a city, county, city and county, special district, school district, or political subdivision established by the state. The direct link to the integrated agenda management platform shall not be in a contextual menu. When a person clicks on the direct link to the integrated agenda management platform, the direct link shall take the person directly to an Internet Web site with the agendas of the legislative body of a city, county, city and county, special district, school district, or political subdivision established by the state.

(ii) The integrated agenda management platform may contain the prior agendas of a legislative body of a city, county, city and county, special district, school district, or political subdivision established by the state for all meetings occurring on or after January 1, 2019.

(iii) The current agenda of the legislative body of a city, county, city and county, special district, school district, or political subdivision established by the state shall be the first agenda available at the top of the integrated agenda management platform.

(iv) All agendas posted in the integrated agenda management platform shall comply with the requirements in clauses (i), (ii), and (iii) of subparagraph (B).

(D) For the purposes of this paragraph, both of the following definitions shall apply:

(i) "Integrated agenda management platform" means an Internet Web site of a city, county, city and county, special district, school district, or political subdivision established by the state dedicated to providing the entirety of the agenda information for the legislative body of the city, county, city and county, special district, school district, or political subdivision established by the state to the public.

(ii) "Legislative body" has the same meaning as that term is used in subdivision (a) of Section 54952.

(E) The provisions of this paragraph shall not apply to a political subdivision of a local agency that was established by the legislative body of the city, county, city and county, special district, school district, or political subdivision established by the state.

(3) No action or discussion shall be undertaken on any item not appearing on the posted agenda, except that members of a legislative body or its staff may briefly respond to statements made or questions posed by persons exercising their public testimony rights under Section 54954.3. In addition, on their own initiative or in

response to questions posed by the public, a member of a legislative body or its staff may ask a question for clarification, make a brief announcement, or make a brief report on his or her own activities. Furthermore, a member of a legislative body, or the body itself, subject to rules or procedures of the legislative body, may provide a reference to staff or other resources for factual information, request staff to report back to the body at a subsequent meeting concerning any matter, or take action to direct staff to place a matter of business on a future agenda.

(b) Notwithstanding subdivision (a), the legislative body may take action on items of business not appearing on the posted agenda under any of the conditions stated below. Prior to discussing any item pursuant to this subdivision, the legislative body shall publicly identify the item.

(1) Upon a determination by a majority vote of the legislative body that an emergency situation exists, as defined in Section 54956.5.

(2) Upon a determination by a two-thirds vote of the members of the legislative body present at the meeting, or, if less than two-thirds of the members are present, a unanimous vote of those members present, that there is a need to take immediate action and that the need for action came to the attention of the local agency subsequent to the agenda being posted as specified in subdivision (a).

(3) The item was posted pursuant to subdivision (a) for a prior meeting of the legislative body occurring not more than five calendar days prior to the date action is taken on the item, and at the prior meeting the item was continued to the meeting at which action is being taken.

(4) To consider action on a request from a member to participate in a meeting remotely due to emergency circumstances, pursuant to Section 54953, if the request does not allow sufficient time to place the proposed action on the posted agenda for the meeting for which the request is made. The legislative body may approve such a request by a majority vote of the legislative body.

(c) This section is necessary to implement and reasonably within the scope of paragraph (1) of subdivision (b) of Section 3 of Article I of the California Constitution.

(d) For purposes of subdivision (a), the requirement that the agenda be posted on the local agency's Internet Web site, if the local agency has one, shall only apply to a legislative body that meets either of the following standards:

(1) A legislative body as that term is defined by subdivision (a) of Section 54952.

(2) A legislative body as that term is defined by subdivision (b) of Section 54952, if the members of the legislative body are compensated for their appearance, and if one or more of the members of the legislative body are also members of a legislative body as that term is defined by subdivision (a) of Section 54952.

(e) This section shall remain in effect only until January 1, 2026, and as of that date is repealed.

SEC. 5. Section 54954.2 is added to the Government Code, to read:

54954.2. (a) (1) At least 72 hours before a regular meeting, the legislative body of the local agency, or its designee, shall post an agenda containing a brief general description of each item of business to be transacted or discussed at the meeting, including items to be discussed in closed session. A brief general description of an item generally need not exceed 20 words. The agenda shall specify the time and location of the regular meeting and shall be posted in a location that is freely accessible to members of the public and on the local agency's Internet Web site, if the local agency has one. If requested, the agenda shall be made available in appropriate alternative formats to persons with a disability, as required by Section 202 of the Americans with Disabilities Act of 1990 (42 U.S.C. Sec. 12132), and the federal rules and regulations adopted in implementation thereof. The agenda shall include information regarding how, to whom, and when a request for disability-related modification or accommodation, including auxiliary aids or services, may be made by a person with a disability who requires a modification or accommodation in order to participate in the public meeting.

(2) For a meeting occurring on and after January 1, 2019, of a legislative body of a city, county, city and county, special district, school district, or political subdivision established by the state that has an Internet Web site, the following provisions shall apply:

(A) An online posting of an agenda shall be posted on the primary Internet Web site homepage of a city, county, city and county, special district, school district, or political subdivision established by the state that is accessible through a prominent, direct link to the current agenda. The direct link to the agenda shall not

be in a contextual menu; however, a link in addition to the direct link to the agenda may be accessible through a contextual menu.

(B) An online posting of an agenda including, but not limited to, an agenda posted in an integrated agenda management platform, shall be posted in an open format that meets all of the following requirements:

- (i) Retrievable, downloadable, indexable, and electronically searchable by commonly used Internet search applications.
- (ii) Platform independent and machine readable.
- (iii) Available to the public free of charge and without any restriction that would impede the reuse or redistribution of the agenda.

(C) A legislative body of a city, county, city and county, special district, school district, or political subdivision established by the state that has an Internet Web site and an integrated agenda management platform shall not be required to comply with subparagraph (A) if all of the following are met:

- (i) A direct link to the integrated agenda management platform shall be posted on the primary Internet Web site homepage of a city, county, city and county, special district, school district, or political subdivision established by the state. The direct link to the integrated agenda management platform shall not be in a contextual menu. When a person clicks on the direct link to the integrated agenda management platform, the direct link shall take the person directly to an Internet Web site with the agendas of the legislative body of a city, county, city and county, special district, school district, or political subdivision established by the state.
- (ii) The integrated agenda management platform may contain the prior agendas of a legislative body of a city, county, city and county, special district, school district, or political subdivision established by the state for all meetings occurring on or after January 1, 2019.
- (iii) The current agenda of the legislative body of a city, county, city and county, special district, school district, or political subdivision established by the state shall be the first agenda available at the top of the integrated agenda management platform.
- (iv) All agendas posted in the integrated agenda management platform shall comply with the requirements in clauses (i), (ii), and (iii) of subparagraph (B).

(D) For the purposes of this paragraph, both of the following definitions shall apply:

- (i) "Integrated agenda management platform" means an Internet Web site of a city, county, city and county, special district, school district, or political subdivision established by the state dedicated to providing the entirety of the agenda information for the legislative body of the city, county, city and county, special district, school district, or political subdivision established by the state to the public.
- (ii) "Legislative body" has the same meaning as that term is used in subdivision (a) of Section 54952.

(E) The provisions of this paragraph shall not apply to a political subdivision of a local agency that was established by the legislative body of the city, county, city and county, special district, school district, or political subdivision established by the state.

(3) No action or discussion shall be undertaken on any item not appearing on the posted agenda, except that members of a legislative body or its staff may briefly respond to statements made or questions posed by persons exercising their public testimony rights under Section 54954.3. In addition, on their own initiative or in response to questions posed by the public, a member of a legislative body or its staff may ask a question for clarification, make a brief announcement, or make a brief report on his or her own activities. Furthermore, a member of a legislative body, or the body itself, subject to rules or procedures of the legislative body, may provide a reference to staff or other resources for factual information, request staff to report back to the body at a subsequent meeting concerning any matter, or take action to direct staff to place a matter of business on a future agenda.

(b) Notwithstanding subdivision (a), the legislative body may take action on items of business not appearing on the posted agenda under any of the conditions stated below. Prior to discussing any item pursuant to this subdivision, the legislative body shall publicly identify the item.

(1) Upon a determination by a majority vote of the legislative body that an emergency situation exists, as defined in Section 54956.5.

(2) Upon a determination by a two-thirds vote of the members of the legislative body present at the meeting, or, if less than two-thirds of the members are present, a unanimous vote of those members present, that there is a need to take immediate action and that the need for action came to the attention of the local agency subsequent to the agenda being posted as specified in subdivision (a).

(3) The item was posted pursuant to subdivision (a) for a prior meeting of the legislative body occurring not more than five calendar days prior to the date action is taken on the item, and at the prior meeting the item was continued to the meeting at which action is being taken.

(c) This section is necessary to implement and reasonably within the scope of paragraph (1) of subdivision (b) of Section 3 of Article I of the California Constitution.

(d) For purposes of subdivision (a), the requirement that the agenda be posted on the local agency's Internet Web site, if the local agency has one, shall only apply to a legislative body that meets either of the following standards:

(1) A legislative body as that term is defined by subdivision (a) of Section 54952.

(2) A legislative body as that term is defined by subdivision (b) of Section 54952, if the members of the legislative body are compensated for their appearance, and if one or more of the members of the legislative body are also members of a legislative body as that term is defined by subdivision (a) of Section 54952.

(e) This section shall become operative January 1, 2026.

SEC. 6. The Legislature finds and declares that Sections 1 and 2 of this act, which amend Section 54953 of the Government Code, impose a limitation on the public's right of access to the meetings of public bodies or the writings of public officials and agencies within the meaning of Section 3 of Article I of the California Constitution. Pursuant to that constitutional provision, the Legislature makes the following findings to demonstrate the interest protected by this limitation and the need for protecting that interest:

By removing the requirement for agendas to be placed at the location of each public official participating in a public meeting remotely, including from the member's private home or hospital room, this act protects the personal, private information of public officials and their families while preserving the public's right to access information concerning the conduct of the people's business.

SEC. 7. The Legislature finds and declares that Sections 1 and 2 of this act, which amend Section 54953 of the Government Code, further, within the meaning of paragraph (7) of subdivision (b) of Section 3 of Article I of the California Constitution, the purposes of that constitutional section as it relates to the right of public access to the meetings of local public bodies or the writings of local public officials and local agencies. Pursuant to paragraph (7) of subdivision (b) of Section 3 of Article I of the California Constitution, the Legislature makes the following findings:

This act is necessary to ensure minimum standards for public participation and notice requirements allowing for greater public participation in teleconference meetings.

ATTACHMENT 2

Bill Text AB 2303 (2024)



AB-2302 Open meetings: local agencies: teleconferences. (2023-2024)

SHARE THIS:



Date Published: 09/23/2024 09:00 PM

Assembly Bill No. 2302

CHAPTER 389

An act to amend Section 54953 of the Government Code, relating to local government.

[Approved by Governor September 22, 2024. Filed with Secretary of State September 22, 2024.]

LEGISLATIVE COUNSEL'S DIGEST

AB 2302, Addis. Open meetings: local agencies: teleconferences.

Existing law, the Ralph M. Brown Act, requires, with specified exceptions, that all meetings of a legislative body, as defined, of a local agency be open and public and that all persons be permitted to attend and participate. The act generally requires for teleconferencing that the legislative body of a local agency that elects to use teleconferencing post agendas at all teleconference locations, identify each teleconference location in the notice and agenda of the meeting or proceeding, and have each teleconference location be accessible to the public. Existing law also requires that, during the teleconference, at least a quorum of the members of the legislative body participate from locations within the boundaries of the territory over which the local agency exercises jurisdiction. The act provides an exemption to the jurisdictional requirement for health authorities, as defined.

Existing law, until January 1, 2026, authorizes the legislative body of a local agency to use alternative teleconferencing in specified circumstances if, during the teleconference meeting, at least a quorum of the members of the legislative body participates in person from a singular physical location clearly identified on the agenda that is open to the public and situated within the boundaries of the territory over which the local agency exercises jurisdiction, and the legislative body complies with prescribed requirements. Existing law imposes prescribed restrictions on remote participation by a member under these alternative teleconferencing provisions, including establishing limits on the number of meetings a member may participate in solely by teleconference from a remote location, prohibiting such participation for a period of more than 3 consecutive months or 20% of the regular meetings for the local agency within a calendar year, or more than 2 meetings if the legislative body regularly meets fewer than 10 times per calendar year.

This bill would revise those limits, instead prohibiting such participation for more than a specified number of meetings per year, based on how frequently the legislative body regularly meets. The bill, for the purpose of counting meetings attended by teleconference, would define a "meeting" as any number of meetings of the legislative body of a local agency that begin on the same calendar day.

The California Constitution requires local agencies, for the purpose of ensuring public access to the meetings of public bodies and the writings of public officials and agencies, to comply with a statutory enactment that amends or enacts laws relating to public records or open meetings and contains findings demonstrating that the enactment furthers the constitutional requirements relating to this purpose.

This bill would make legislative findings to that effect.

Vote: majority Appropriation: no Fiscal Committee: no Local Program: no

THE PEOPLE OF THE STATE OF CALIFORNIA DO ENACT AS FOLLOWS:

SECTION 1. Section 54953 of the Government Code, as amended by Section 1 of Chapter 534 of the Statutes of 2023, is amended to read:

54953. (a) All meetings of the legislative body of a local agency shall be open and public, and all persons shall be permitted to attend any meeting of the legislative body of a local agency, except as otherwise provided in this chapter.

(b) (1) Notwithstanding any other provision of law, the legislative body of a local agency may use teleconferencing for the benefit of the public and the legislative body of a local agency in connection with any meeting or proceeding authorized by law. The teleconferenced meeting or proceeding shall comply with all otherwise applicable requirements of this chapter and all otherwise applicable provisions of law relating to a specific type of meeting or proceeding.

(2) Teleconferencing, as authorized by this section, may be used for all purposes in connection with any meeting within the subject matter jurisdiction of the legislative body. If the legislative body of a local agency elects to use teleconferencing, the legislative body of a local agency shall comply with all of the following:

(A) All votes taken during a teleconferenced meeting shall be by rollcall.

(B) The teleconferenced meetings shall be conducted in a manner that protects the statutory and constitutional rights of the parties or the public appearing before the legislative body of a local agency.

(C) The legislative body shall give notice of the meeting and post agendas as otherwise required by this chapter.

(D) The legislative body shall allow members of the public to access the meeting and the agenda shall provide an opportunity for members of the public to address the legislative body directly pursuant to Section 54954.3.

(3) If the legislative body of a local agency elects to use teleconferencing, it shall post agendas at all teleconference locations. Each teleconference location shall be identified in the notice and agenda of the meeting or proceeding, and each teleconference location shall be accessible to the public. During the teleconference, at least a quorum of the members of the legislative body shall participate from locations within the boundaries of the territory over which the local agency exercises jurisdiction, except as provided in subdivisions (d) and (e).

(c) (1) No legislative body shall take action by secret ballot, whether preliminary or final.

(2) The legislative body of a local agency shall publicly report any action taken and the vote or abstention on that action of each member present for the action.

(3) Prior to taking final action, the legislative body shall orally report a summary of a recommendation for a final action on the salaries, salary schedules, or compensation paid in the form of fringe benefits of a local agency executive, as defined in subdivision (d) of Section 3511.1, during the open meeting in which the final action is to be taken. This paragraph shall not affect the public's right under the California Public Records Act (Division 10 (commencing with Section 7920.000) of Title 1) to inspect or copy records created or received in the process of developing the recommendation.

(d) (1) Notwithstanding the provisions relating to a quorum in paragraph (3) of subdivision (b), if a health authority conducts a teleconference meeting, members who are outside the jurisdiction of the authority may be counted toward the establishment of a quorum when participating in the teleconference if at least 50 percent of the number of members that would establish a quorum are present within the boundaries of the territory over which the authority exercises jurisdiction, and the health authority provides a teleconference number, and associated access codes, if any, that allows any person to call in to participate in the meeting and the number and access codes are identified in the notice and agenda of the meeting.

(2) Nothing in this subdivision shall be construed as discouraging health authority members from regularly meeting at a common physical site within the jurisdiction of the authority or from using teleconference

locations within or near the jurisdiction of the authority. A teleconference meeting for which a quorum is established pursuant to this subdivision shall be subject to all other requirements of this section.

(3) For purposes of this subdivision, a health authority means any entity created pursuant to Sections 14018.7, 14087.31, 14087.35, 14087.36, 14087.38, and 14087.9605 of the Welfare and Institutions Code, any joint powers authority created pursuant to Article 1 (commencing with Section 6500) of Chapter 5 of Division 7 for the purpose of contracting pursuant to Section 14087.3 of the Welfare and Institutions Code, and any advisory committee to a county-sponsored health plan licensed pursuant to Chapter 2.2 (commencing with Section 1340) of Division 2 of the Health and Safety Code if the advisory committee has 12 or more members.

(e) (1) The legislative body of a local agency may use teleconferencing without complying with the requirements of paragraph (3) of subdivision (b) if the legislative body complies with the requirements of paragraph (2) of this subdivision in either of the following circumstances:

(A) The legislative body holds a meeting during a proclaimed state of emergency for the purpose of determining, by majority vote, whether as a result of the emergency, meeting in person would present imminent risks to the health or safety of attendees.

(B) The legislative body holds a meeting during a proclaimed state of emergency and has determined, by majority vote, pursuant to subparagraph (A), that, as a result of the emergency, meeting in person would present imminent risks to the health or safety of attendees.

(2) A legislative body that holds a meeting pursuant to this subdivision shall do all of the following:

(A) In each instance in which notice of the time of the teleconferenced meeting is otherwise given or the agenda for the meeting is otherwise posted, the legislative body shall also give notice of the means by which members of the public may access the meeting and offer public comment. The agenda shall identify and include an opportunity for all persons to attend via a call-in option or an internet-based service option.

(B) In the event of a disruption that prevents the legislative body from broadcasting the meeting to members of the public using the call-in option or internet-based service option, or in the event of a disruption within the local agency's control that prevents members of the public from offering public comments using the call-in option or internet-based service option, the legislative body shall take no further action on items appearing on the meeting agenda until public access to the meeting via the call-in option or internet-based service option is restored. Actions taken on agenda items during a disruption that prevents the legislative body from broadcasting the meeting may be challenged pursuant to Section 54960.1.

(C) The legislative body shall not require public comments to be submitted in advance of the meeting and must provide an opportunity for the public to address the legislative body and offer comment in real time.

(D) Notwithstanding Section 54953.3, an individual desiring to provide public comment through the use of an internet website, or other online platform, not under the control of the local legislative body, that requires registration to log in to a teleconference may be required to register as required by the third-party internet website or online platform to participate.

(E) (i) A legislative body that provides a timed public comment period for each agenda item shall not close the public comment period for the agenda item, or the opportunity to register, pursuant to subparagraph (D), to provide public comment until that timed public comment period has elapsed.

(ii) A legislative body that does not provide a timed public comment period, but takes public comment separately on each agenda item, shall allow a reasonable amount of time per agenda item to allow public members the opportunity to provide public comment, including time for members of the public to register pursuant to subparagraph (D), or otherwise be recognized for the purpose of providing public comment.

(iii) A legislative body that provides a timed general public comment period that does not correspond to a specific agenda item shall not close the public comment period or the opportunity to register, pursuant to subparagraph (D), until the timed general public comment period has elapsed.

(3) If a state of emergency remains active, in order to continue to teleconference without compliance with paragraph (3) of subdivision (b), the legislative body shall, not later than 45 days after teleconferencing for the first time pursuant to subparagraph (A) or (B) of paragraph (1), and every 45 days thereafter, make the following findings by majority vote:

(A) The legislative body has reconsidered the circumstances of the state of emergency.

(B) The state of emergency continues to directly impact the ability of the members to meet safely in person.

(4) This subdivision shall not be construed to require the legislative body to provide a physical location from which the public may attend or comment.

(f) (1) The legislative body of a local agency may use teleconferencing without complying with paragraph (3) of subdivision (b) if, during the teleconference meeting, at least a quorum of the members of the legislative body participates in person from a singular physical location clearly identified on the agenda, which location shall be open to the public and situated within the boundaries of the territory over which the local agency exercises jurisdiction and the legislative body complies with all of the following:

(A) The legislative body shall provide at least one of the following as a means by which the public may remotely hear and visually observe the meeting, and remotely address the legislative body:

(i) A two-way audiovisual platform.

(ii) A two-way telephonic service and a live webcasting of the meeting.

(B) In each instance in which notice of the time of the teleconferenced meeting is otherwise given or the agenda for the meeting is otherwise posted, the legislative body shall also give notice of the means by which members of the public may access the meeting and offer public comment.

(C) The agenda shall identify and include an opportunity for all persons to attend and address the legislative body directly pursuant to Section 54954.3 via a call-in option, via an internet-based service option, and at the in-person location of the meeting.

(D) In the event of a disruption that prevents the legislative body from broadcasting the meeting to members of the public using the call-in option or internet-based service option, or in the event of a disruption within the local agency's control that prevents members of the public from offering public comments using the call-in option or internet-based service option, the legislative body shall take no further action on items appearing on the meeting agenda until public access to the meeting via the call-in option or internet-based service option is restored. Actions taken on agenda items during a disruption that prevents the legislative body from broadcasting the meeting may be challenged pursuant to Section 54960.1.

(E) The legislative body shall not require public comments to be submitted in advance of the meeting and must provide an opportunity for the public to address the legislative body and offer comment in real time.

(F) Notwithstanding Section 54953.3, an individual desiring to provide public comment through the use of an internet website, or other online platform, not under the control of the local legislative body, that requires registration to log in to a teleconference may be required to register as required by the third-party internet website or online platform to participate.

(2) A member of the legislative body shall only participate in the meeting remotely pursuant to this subdivision, if all of the following requirements are met:

(A) One of the following circumstances applies:

(i) The member notifies the legislative body at the earliest opportunity possible, including at the start of a regular meeting, of their need to participate remotely for just cause, including a general description of the circumstances relating to their need to appear remotely at the given meeting. The provisions of this clause shall not be used by any member of the legislative body for more than two meetings per calendar year.

(ii) The member requests the legislative body to allow them to participate in the meeting remotely due to emergency circumstances and the legislative body takes action to approve the request. The legislative body shall request a general description of the circumstances relating to their need to appear remotely at the given meeting. A general description of an item generally need not exceed 20 words and shall not require the member to disclose any medical diagnosis or disability, or any personal medical information that is already exempt under existing law, such as the Confidentiality of Medical Information Act (Chapter 1 (commencing with Section 56) of Part 2.6 of Division 1 of the Civil Code). For the purposes of this clause, the following requirements apply:

(I) A member shall make a request to participate remotely at a meeting pursuant to this clause as soon as possible. The member shall make a separate request for each meeting in which they seek to participate remotely.

(II) The legislative body may take action on a request to participate remotely at the earliest opportunity. If the request does not allow sufficient time to place proposed action on such a request on the posted agenda for the meeting for which the request is made, the legislative body may take action at the beginning of the meeting in accordance with paragraph (4) of subdivision (b) of Section 54954.2.

(B) The member shall publicly disclose at the meeting before any action is taken, whether any other individuals 18 years of age or older are present in the room at the remote location with the member, and the general nature of the member's relationship with any such individuals.

(C) The member shall participate through both audio and visual technology.

(3) (A) The provisions of this subdivision shall not serve as a means for any member of a legislative body to participate in meetings of the legislative body solely by teleconference from a remote location for more than the following number of meetings, as applicable:

(i) Two meetings per year, if the legislative body regularly meets once per month or less.

(ii) Five meetings per year, if the legislative body regularly meets twice per month.

(iii) Seven meetings per year, if the legislative body regularly meets three or more times per month.

(B) For the purpose of counting meetings attended by teleconference under this paragraph, a "meeting" shall be defined as any number of meetings of the legislative body of a local agency that begin on the same calendar day.

(g) The legislative body shall have and implement a procedure for receiving and swiftly resolving requests for reasonable accommodation for individuals with disabilities, consistent with the federal Americans with Disabilities Act of 1990 (42 U.S.C. Sec. 12132), and resolving any doubt in favor of accessibility. In each instance in which notice of the time of the meeting is otherwise given or the agenda for the meeting is otherwise posted, the legislative body shall also give notice of the procedure for receiving and resolving requests for accommodation.

(h) The legislative body shall conduct meetings subject to this chapter consistent with applicable civil rights and nondiscrimination laws.

(i) (1) Nothing in this section shall prohibit a legislative body from providing the public with additional teleconference locations.

(2) Nothing in this section shall prohibit a legislative body from providing the public with additional physical locations in which the public may observe and address the legislative body by electronic means.

(j) For the purposes of this section, the following definitions shall apply:

(1) "Emergency circumstances" means a physical or family medical emergency that prevents a member from attending in person.

(2) "Just cause" means any of the following:

(A) A childcare or caregiving need of a child, parent, grandparent, grandchild, sibling, spouse, or domestic partner that requires them to participate remotely. "Child," "parent," "grandparent," "grandchild," and "sibling" have the same meaning as those terms do in Section 12945.2.

(B) A contagious illness that prevents a member from attending in person.

(C) A need related to a physical or mental disability as defined in Sections 12926 and 12926.1 not otherwise accommodated by subdivision (g).

(D) Travel while on official business of the legislative body or another state or local agency.

(3) "Remote location" means a location from which a member of a legislative body participates in a meeting pursuant to subdivision (f), other than any physical meeting location designated in the notice of the meeting. Remote locations need not be accessible to the public.

(4) "Remote participation" means participation in a meeting by teleconference at a location other than any physical meeting location designated in the notice of the meeting. Watching or listening to a meeting via webcasting or another similar electronic medium that does not permit members to interactively hear, discuss, or deliberate on matters, does not constitute remote participation.

(5) "State of emergency" means a state of emergency proclaimed pursuant to Section 8625 of the California Emergency Services Act (Article 1 (commencing with Section 8550) of Chapter 7 of Division 1 of Title 2).

(6) "Teleconference" means a meeting of a legislative body, the members of which are in different locations, connected by electronic means, through either audio or video, or both.

(7) "Two-way audiovisual platform" means an online platform that provides participants with the ability to participate in a meeting via both an interactive video conference and a two-way telephonic function.

(8) "Two-way telephonic service" means a telephone service that does not require internet access, is not provided as part of a two-way audiovisual platform, and allows participants to dial a telephone number to listen and verbally participate.

(9) "Webcasting" means a streaming video broadcast online or on television, using streaming media technology to distribute a single content source to many simultaneous listeners and viewers.

(k) This section shall remain in effect only until January 1, 2026, and as of that date is repealed.

SEC. 2. The Legislature finds and declares that Section 1 of this act, which amends Section 54953 of the Government Code, furthers, within the meaning of paragraph (7) of subdivision (b) of Section 3 of Article I of the California Constitution, the purposes of that constitutional section as it relates to the right of public access to the meetings of local public bodies or the writings of local public officials and local agencies. Pursuant to paragraph (7) of subdivision (b) of Section 3 of Article I of the California Constitution, the Legislature makes the following findings:

This act is necessary to ensure minimum standards for remote participation by a member of a legislative body in teleconference meetings.

ATTACHMENT 3

The Brown Act (2003)

THE

BROWN

ACT

OPEN MEETINGS FOR
LOCAL LEGISLATIVE BODIES



2003

CALIFORNIA ATTORNEY
GENERAL'S OFFICE

THE

BROWN

ACT

OPEN MEETINGS FOR
LOCAL LEGISLATIVE BODIES

Office of the Attorney General
Bill Lockyer
Attorney General

Prepared by the Division of Civil Law

Chief Assistant Attorney General Andrea Lynn Hoch
Deputy Attorney General Ted Prim, Editor



State of California
Office of the Attorney General

Bill Lockyer
Attorney General

Throughout California's history, local legislative bodies have played a vital role in bringing participatory democracy to the citizens of the state. Local legislative bodies - such as boards, councils and commissions - are created in recognition of the fact that several minds are better than one, and that through debate and discussion, the best ideas will emerge. The law which guarantees the public's right to attend and participate in meetings of local legislative bodies is the Ralph M. Brown Act.

While local legislative bodies generally are required to hold meetings in open forum, the Brown Act recognizes the need, under limited circumstances, for these bodies to meet in private in order to carry out their responsibilities in the best interests of the public. For example, the law contains a personnel exception based on notions of personal privacy, and a pending litigation exception based upon the precept that government agencies should not be disadvantaged in planning litigation strategy. Although the principle of open meetings initially seems simple, application of the law to real life situations can prove to be quite complex.

The purpose of this pamphlet is to provide a brief description of the Brown Act, along with a discussion of court decisions and opinions of this office that add to our understanding by applying it in specific factual contexts. We hope this pamphlet will assist both public officials and those who monitor the performance of local legislative bodies to minimize and resolve disputes over interpretations of the Brown Act. In recent years, both the California Supreme Court and the courts of appeal have recognized the benefit of pamphlets issued by our office. This recognition by the courts, along with many favorable comments from members of the public, strengthens our resolve to continue producing reliable informational materials on the Brown Act and other California laws. Publication of these materials constitutes a tradition of service that we value greatly.

Ideas and suggestions for future editions of this pamphlet are welcomed and should be addressed to the editor.

Sincerely,

BILL LOCKYER
Attorney General

Table of Contents

	<u>Page</u>
INTRODUCTION	v
SUMMARY OF KEY BROWN ACT PROVISIONS	vi
I. PURPOSE AND SCOPE	1
II. BODIES SUBJECT TO THE BROWN ACT	2
1. Local Agencies	3
2. Legislative Bodies	4
A. Governing Bodies	5
B. Subsidiary Bodies	5
C. Private or Nonprofit Corporations and Other Entities	6
D. Hospital Lessees	7
III. MEETING DEFINED	8
1. Face to Face Meetings	8
A. Conferences and Retreats	9
B. Other Public Meetings	10
C. Meetings of Other Legislative Bodies	10
D. Social or Ceremonial Occasions	11
2. Serial Meetings	11
3. Individual Contacts Between Members of the Public and Board Members	13
4. Teleconference Meetings	14
5. Writings as Meetings	15

Table of Contents
(Continued)

	<u>Page</u>
IV. NOTICE AND AGENDA REQUIREMENTS	15
1. Regular Meetings	16
A. Agenda Requirement	16
B. Exceptions to Agenda Requirements	18
C. Public Testimony	18
2. Special Meetings	20
3. Emergency Meetings	20
4. Closed Sessions	21
A. Agenda Requirement	21
B. Oral Announcement Prior to Closed Sessions	23
C. Report at the Conclusion of Closed Sessions	24
5. Adjournments and Continuances	25
6. Location of Meetings	26
7. Special Procedures Regarding Taxes and Assessments	27
V. RIGHTS OF THE PUBLIC	27
VI. PERMISSIBLE CLOSED SESSIONS	30
1. Introduction	30
A. Narrow Construction	30
B. Semi-Closed Meetings	31
C. Secret Ballots	31
D. Confidentiality of Closed Session	32

Table of Contents
(Continued)

	<u>Page</u>
2. Authorized Exceptions	33
A. Personnel Exception	33
B. Pending Litigation and the Attorney-Client Privilege	37
(1) Historical Background	37
(2) Pending Litigation Exception	37
C. Real Property Negotiations Exception	41
D. Labor Negotiations Exception	42
E. Public Security Exception	43
F. License Application Exception	43
3. Minute Book	43
VII. PENALTIES AND REMEDIES FOR VIOLATION OF THE ACT	44
1. Criminal Penalties	44
2. Civil Remedies	44
A. Injunctive, Mandatory or Declaratory Relief	44
B. Voidability of Action	45
C. Attorney Fees	47
APPENDIX A	49
TIME DEADLINES	49
APPENDIX B	50
THE RALPH M. BROWN ACT	51

Table of Contents
(Continued)

	<u>Page</u>
TABLE OF AUTHORITIES	84
Cases	85
Statutes	88
Attorney General Opinions	92
Other Authorities	94

INTRODUCTION

This pamphlet concerns the provisions of the Ralph M. Brown Act, which govern open meetings for local government bodies. The Brown Act is contained in section 54950 et seq. of the Government Code. Accordingly, all statutory references in this pamphlet are to the Government Code unless otherwise noted. The pamphlet contains a table of contents, which may also serve as a topical outline for the reader. The pamphlet also includes a brief summary of the main provisions of the Brown Act, along with references to the appropriate Government Code sections and chapters of the text. The text includes a discussion of the law along with tips on how the law should be applied in particular situations. Numerous references are made to legal authorities throughout the text. A copy of the Brown Act in its entirety is set forth in the appendix to the pamphlet. Lastly, the pamphlet contains a table of authorities so that the reader can determine all of the places in the text where references are made to a particular authority.

In preparing this pamphlet, we relied on a variety of legal resources. Appellate court cases were consulted and are cited throughout the pamphlet. While most of the more significant cases are discussed, this pamphlet is not intended to be a compendium of all court cases in this area. In addition, we drew upon published opinions and unpublished letter opinions issued by this office. Attorney General opinions, unlike appellate court decisions, are advisory only and do not constitute the law of the state. However, with respect to the Brown Act, the courts have frequently adopted the analysis of Attorney General opinions, and have commented favorably on the service afforded by those opinions and this pamphlet. (*Bell v. Vista Unified School Dist.* (2000) 82 Cal.App.4th 672; *Freedom Newspapers v. Orange County Employees Retirement System* (1993) 6 Cal. 4th 821, 829.)

Published opinions are cited by volume and page number (e.g., 32 Ops.Cal.Atty.Gen. 240 (1958)). Unpublished letter opinions are cited as indexed letters by year and page number (e.g., Cal.Atty.Gen., Indexed Letter, No. IL 76-201 (October 20, 1976).) Published opinions are available through law libraries and some attorneys' offices. As a general rule, indexed letters are available only in the Office of the Attorney General. Copies may be obtained by a request to the Public Inquiry Unit of the Office of the Attorney General.

If you have specific questions or problems, the statutes, cases and opinions should be consulted. You also may wish to refer the matter to the attorney for the agency in question, a private attorney or the district attorney.

The pamphlet is current through January 2003 with respect to statutes, case law, and Attorney General opinions.

SUMMARY OF KEY BROWN ACT PROVISIONS

COVERAGE

PREAMBLE:

Public commissions, boards, councils and other legislative bodies of local government agencies exist to aid in the conduct of the people's business. The people do not yield their sovereignty to the bodies that serve them. The people insist on remaining informed to retain control over the legislative bodies they have created.

54950 Ch. I

GOVERNING BODIES:

Includes city councils, boards of supervisors, and district boards. Also covered are other legislative bodies of local government agencies created by state or federal law.

54952(a) Ch. I & II

SUBSIDIARY BODIES:

Includes boards or commissions of a local government agency as well as standing committees of a legislative body. A standing committee has continuing subject matter jurisdiction or a meeting schedule set by its parent body. Less-than-a-quorum advisory committees, other than standing committees, are exempt.

54952(b) Ch. II

PRIVATE OR NONPROFIT CORPORATIONS OR ENTITIES:

Covered only if:

- a. A legislative body delegates some of its functions to a private corporation or entity; or
 - b. If a legislative body provides some funding to a private corporation or entity and appoints one of its members to serve as a voting member of entity's board of directors.
- 54952(c)(1)(A) Ch. II
- 54952(c)(1)(B)

MEETING DEFINED

INCLUDES:

Any gathering of a quorum of a legislative body to discuss or transact business under the body's jurisdiction; serial meetings are prohibited. 54952.2 Ch. III

EXEMPTS:

- (1) Individual contacts between board members and others which do not constitute serial meetings; 54952.2(c)(1) Ch. III
- (2) Attendance at conferences and other gatherings which are open to public so long as members of legislative bodies do not discuss among themselves business of a specific nature under the body's jurisdiction; 54952.2(c)(2), (3) and (4)
- (3) Attendance at social or ceremonial events where no business of the body is discussed. 54952.2(c)(5)

LOCATIONS OF MEETINGS:

A body must conduct its meetings within the boundaries of its jurisdiction unless it qualifies for a specific exemption. 54954 Ch. IV

TELECONFERENCE MEETINGS:

Teleconference meetings may be held under carefully defined conditions. The meeting notice must specifically identify all teleconference locations, and each such location must be fully accessible to members of the public. 54953 Ch. III

PUBLIC RIGHTS

PUBLIC TESTIMONY:

Public may comment on agenda items before or during consideration by legislative body. Time must be set aside for public to comment on any other matters under the body's jurisdiction. 54954.3 Ch. IV & V

NON-DISCRIMINATORY FACILITIES:

Meetings may not be conducted in a facility that excludes persons on the basis of their race, religion, color, national origin, ancestry, or sex, or that is inaccessible to disabled persons, or where members of the public may not be present without making a payment or purchase. 54953.2; 54961 Ch. V

COPY OF RECORDING:

Public may obtain a copy, at cost, of an existing tape recording made by the legislative body of its public sessions, and to listen to or view the body's original tape on a tape recorder or viewing device provided by the agency. 54953.5 Ch. V

PUBLIC VOTE:

All votes, except for those cast in permissible closed session, must be cast in public. No secret ballots, whether preliminary or final, are permitted. 54953(c) Ch. VI

CLOSED MEETING ACTIONS/DOCUMENTS:

At an open session following a closed session, the body must report on final action taken in closed session under specified circumstances. Where final action is taken with respect to contracts, settlement agreements and other specified records, the public may receive copies of such records upon request. 54957.1 Ch. IV, V & VI

TAPING OR BROADCASTING:

Meetings may be broadcast, audio-recorded or video-recorded so long as the activity does not constitute a disruption of the proceeding. 54953.5; 54953.6 Ch. V

CONDITIONS TO ATTENDANCE:

Public may not be asked to register or identify themselves or to pay fees in order to attend public meetings. 54953.3; 54961 Ch. V

PUBLIC RECORDS:

Materials provided to a majority of a body which are not exempt from disclosure under the Public Records Act must be provided, upon request, to members of the public without delay. 54957.5 Ch. V

REQUIRED NOTICES AND AGENDAS

REGULAR MEETINGS:

Agenda containing brief general description (approximately twenty words in length) of each matter to be considered or discussed must be posted at least 72 hours prior to meeting. 54954.2 Ch. IV

SPECIAL MEETINGS:

Twenty-four hour notice must be provided to members of legislative body and media outlets including brief general description of matters to be considered or discussed. 54956 Ch. IV

EMERGENCY MEETINGS:

One hour notice in case of work stoppage or crippling activity, except in the case of a dire emergency. 54956.5 Ch. IV

CLOSED SESSION AGENDAS:

All items to be considered in closed session must be described in the notice or agenda for the meeting. A model format for closed-session agendas appears in section 54954.5. Prior to each closed session, the body must orally announce the subject matter of the closed session. If final action is taken in closed session, the body generally must report the action at the conclusion of the closed session. 54954.2; 54954.5; 54957.1 and 54957.7 Ch. IV

AGENDA EXCEPTION:

Special procedures permit a body to proceed without an agenda in the case of emergency circumstances, or where a need for immediate action came to the attention of the body after posting of the agenda. 54954.2(b) Ch. IV

CLOSED-SESSION MEETINGS

PERSONNEL EXEMPTION:

The body may conduct a closed session to consider appointment, employment, evaluation of performance, discipline or dismissal of an employee. With respect to complaints or charges against an employee brought by another person or another employee, the employee must be notified, at least 24 hours in advance, of his or her right to have the hearing conducted in public. 54957 Ch. VI

PUBLIC SECURITY:

A body may meet with law enforcement or security personnel concerning the security of public buildings and services. 54957 Ch. VI

PENDING LITIGATION:

A body may meet in closed session to receive advice from its legal counsel concerning existing litigation, initiating litigation, or situations involving a significant exposure to litigation. The circumstances which constitute significant exposure to litigation are expressly defined in section 54956.9(b)(3). 54956.9 Ch. VI

LABOR NEGOTIATIONS:

A body may meet in closed session with its negotiator to consider labor negotiations with represented and unrepresented employees. Issues related to budgets and available funds may be considered in closed session, although final decisions concerning salaries of unrepresented employees must be made in public. 54957.6 Ch. VI

REAL PROPERTY NEGOTIATIONS:

A body may meet in closed session with its negotiator to consider price and terms of payment in connection with the purchase, sale, exchange or lease of real property. 54956.8 Ch. VI

REMEDIES AND SANCTIONS

CIVIL REMEDIES:

Individuals or the district attorney may file civil lawsuits for injunctive, mandatory or declaratory relief, or to void action taken in violation of the Act. 54960; 54960.1 Ch. VII

Attorneys' fees are available to prevailing plaintiffs. 54960.5

CRIMINAL SANCTIONS:

The district attorney may seek misdemeanor penalties against a member of a body who attends a meeting where action is taken in violation of the Act, and where the member intended to deprive the public of information which the member knew or has reason to know the public was entitled to receive. 54959 Ch. VII

CHAPTER I.

PURPOSE AND SCOPE

The Ralph M. Brown Act (Gov. Code, § 54950¹ et seq., hereinafter “the Brown Act,” or “the Act”) governs meetings conducted by local legislative bodies, such as boards of supervisors, city councils and school boards. The Act represents the Legislature’s determination of how the balance should be struck between public access to meetings of multi-member public bodies on the one hand and the need for confidential candor, debate, and information gathering on the other. As the rest of this pamphlet will indicate, the Legislature has established a presumption in favor of public access. As the courts have stated, the purpose of the Brown Act is to facilitate public participation in local government decisions and to curb misuse of the democratic process by secret legislation by public bodies. (*Cohan v. City of Thousand Oaks* (1994) 30 Cal.App.4th 547, 555.) To these ends, the Brown Act imposes an “open meeting” requirement on local legislative bodies. (§ 54953 (a); *Boyle v. City of Redondo Beach* (1999) 70 Cal.App.4th 1109, 1116.)

However, the Act also contains specific exceptions from the open meeting requirements where government has a demonstrated need for confidentiality. These exceptions have been construed narrowly; thus if a specific statutory exception authorizing a closed session cannot be found, the matter must be conducted in public regardless of its sensitivity. (§ 54962; *Rowen v. Santa Clara Unified School District* (1981) 121 Cal.App.3d 231, 234; 68 Ops.Cal.Atty.Gen. 34, 41-42 (1985).)

Where matters are not subject to a closed meeting exception, the Act has been interpreted to mean that all of the deliberative processes by legislative bodies, including discussion, debate and the acquisition of information, be open and available for public scrutiny. (*Sacramento Newspaper Guild v. Sacramento County Bd. of Suprs.* (1968) 263 Cal.App.2d 41; 42 Ops.Cal.Atty.Gen. 61, 63 (1963); 32 Ops.Cal.Atty.Gen. 240 (1958).) The Act only applies to multi-member bodies such as councils, boards, commissions and committees since, unlike individual decision makers, such bodies are created for the purpose of reaching collaborative decisions through public discussion and debate.

A host of provisions combine to provide public access to the meetings of legislative bodies. For example, the times and dates of all meetings must be noticed and an agenda must be prepared providing a brief general description of all matters to be discussed or considered at the meeting. (§§ 54954, 54954.2.) As a precondition to attending the meeting, members of the public may not be asked to provide their names. (§ 54953.3.) While in attendance, members of the public may make video or audio recordings of the meeting. (§ 54953.5.) As a general rule, information given to a majority of the members of the legislative body in connection with an open meeting must be equally available to members of the public. (§ 54957.5.) Before or during consideration of each agenda item, the public must be given an opportunity to comment on the item. (§ 54954.3(a).)

¹ All statutory references are to the Government Code except as otherwise indicated.

While the Act creates broad public access rights to the meetings of legislative bodies, it also recognizes the legitimate needs of government to conduct some of its meetings outside of the public eye. Closed-session meetings are specifically defined and are limited in scope. They primarily involve personnel issues, pending litigation, labor negotiations and real property acquisitions. (§§ 54956.8, 54956.9, 54957, 54957.6.) Each closed-session meeting must be preceded by a public agenda and by an oral announcement. (§§ 54954.2, 54957.7.) When final action is taken in closed session, the legislative body may be required to report on such action. (§ 54957.1.)

The following chapters contain a more detailed discussion of the persons governed by the Act, the notice and agenda requirements, access rights of the public, limitations on closed sessions and available remedies for violation of the Act.

CHAPTER II.

BODIES SUBJECT TO THE BROWN ACT

The Brown Act applies to the “legislative bodies” of all local agencies in California, e.g., councils, boards, commissions and committees. (§§ 54951, 54952.) In addition, any person elected to serve as a member of a legislative body who has not assumed the duties of office shall conform his or her conduct to the requirements of the Act, and shall be treated for purposes of enforcement of the Act as if he or she had already assumed office. (§ 54952.1; see, 216 *Sutter Bay Associates v. County of Sutter* (1997) 58 Cal.App.4th 860.)

The Act does not apply to individual decision makers who are not elected or appointed members of legislative bodies such as agency or department heads when they meet with advisors, staff, colleagues or anyone else. Similarly, the Act does not apply to multi-member bodies which are created by an individual decision maker. (75 Ops.Cal.Atty.Gen. 263, 269 (1992); 56 Ops.Cal.Atty.Gen. 14, 17 (1973).) However, where a body directs or authorizes a single individual to appoint a body, it would probably be subject to the Act. (*Frazer v. Dixon Unified School District* (1993) 18 Cal.App.4th 781, 793; *International Longshoremen’s & Warehousemen’s Union v. Los Angeles Expert Terminal, Inc.* (1999) 69 Cal.App.4th 287, 297.) Boards and commissions that are created by statute or ordinance are subject to the Act even if they are under the jurisdiction of an individual department head.

A single individual acting on behalf of an agency is not a “legislative body” since the definition of that term connotes a group of individuals. Thus, a hearing officer, functioning by himself or herself in an employee disciplinary hearing, is not a legislative body (*Wilson v. San Francisco Mun. Ry.* (1973) 29 Cal.App.3d 870, 878-879), nor is an individual city councilmember screening candidates for a vacant city office. (Cal.Atty.Gen., Indexed Letter, No. IL 76-181 (September 13, 1976).)

The Act applies to the meetings of “legislative bodies” of “local agencies.” An understanding of each of these terms is necessary in order to properly apply the provisions of the Act to individual situations. These terms will be discussed in the following sections.

1. Local Agencies

Local agencies include all cities, counties, school districts, municipal corporations, special districts, and all other local public entities. (§ 54951.) The first determination one must make in assessing the applicability of the Act is whether the agency is local in nature. If the agency is essentially local in character, it is probably subject to the Act. (§ 54951.) If, however, the agency is a multi-member state body, the Bagley-Keene Act applies. (§ 11120 et seq.) The fact that an agency is created by state or federal law, rather than local ordinance, does not mean that the agency is not essentially local in character. (§ 54952(a).) Factors in assessing the local versus state character of a body may include: the geographical coverage of the agency, the duties of the agency, provisions concerning membership and appointment, or the existence of an oversight agency.

The issue of whether an agency is local or state in character was addressed in *Torres v. Board of Commissioners* (1979) 89 Cal.App.3d 545, in the context of determining whether a housing authority was subject to the Act. The court stated:

“While a housing authority may be a state agency for some purposes . . . if it is within the Brown Act’s definition of a local agency, it is simply not included within the State Act. We hold that a housing authority created by Health and Safety Code section 34200 et seq. is included within the statutory definition of a local agency under the Brown Act in that it is either an ‘other local public agency’ or a ‘municipal corporation’ or both, as those terms are used in Government Code section 54951. . . . The term ‘municipal corporation’ is broader than the term ‘city,’ particularly when the term ‘city’ already appears in the applicable statute. . . . In order to give meaning to the term ‘municipal corporation’ in Government Code section 54951 we hold that such term is not restricted to its technical sense of a ‘city,’ general law or charter, but rather includes such entities as housing authorities. . . . In addition, a housing authority is local in scope and character, restricted geographically in its area of operation, and does not have statewide power or jurisdiction even though it is created by, and is an agent of, the state rather than of the city or county in which it functions. . . .

“Furthermore, as perceptively noted by the trial court, the placement of Government Code section 11120 and its history is some persuasive indication that the State Act was meant to cover executive departments of the state government and was not meant to cover local agencies merely because they were created by state law. A housing authority is no more a state agency under

these acts than is a city or a county. The fact that such entities from time to time administer matters of state concern may make them state agents for such purposes but not state agencies under the open meeting acts.” [Citations omitted.] (*Torres v. Board of Commissioners* (1979) 89 Cal.App.3d 545, 549-550.)

The Act has also been found to apply to an air pollution control district (71 Ops.Cal.Atty.Gen. 96 (1988)), a regional open space district (73 Ops.Cal.Atty.Gen. 1 (1990)), and to such other local bodies as area and local voluntary health planning agencies (Cal.Atty.Gen., Indexed Letter, No. IL 72-79 (April 4, 1979).) The Act is a matter of statewide concern and, therefore, applies equally to charter and general law cities. (*San Diego Union v. City Council* (1983) 146 Cal.App.3d 947, 957.)

The Act does not apply to the judicial branch of government or boards and commissions which are an adjunct to the judiciary. (See Cal.Atty.Gen., Indexed Letter, No. IL 75-109 (June 3, 1975); Cal.Atty.Gen., Indexed Letter, No. IL 62-46 (May 15, 1962); Cal.Atty.Gen., Indexed Letter, No. IL 60-16 (February 14, 1960).) This office has also concluded the Act is not applicable to county central committees of a political party because they are neither public entities nor are they included in any of the special statutory provisions of the Act. (59 Ops.Cal.Atty.Gen. 162, 164 (1976).)

2. Legislative Bodies

Having concluded that the Act applies to bodies that are “local” in character, we turn now to a discussion of the requirement that such local bodies qualify as “legislative bodies” within the meaning of the Act. The term “legislative body” is not used in its technical sense in the Act. (§ 54952.) The Act’s application is not limited to boards and commissions insofar as they perform “legislative” functions. Bodies that perform actions which are primarily executive or quasi-judicial in nature are also subject to the Act as well. (61 Ops.Cal.Atty.Gen. 220 (1978); 57 Ops.Cal.Atty.Gen. 189 (1974).)

In the past, the different types of bodies covered by the Act were set forth in several Government Code sections. This approach led to confusion with respect to the interrelationship between these sections and exemptions contained within them. (*Freedom Newspapers v. Orange County Employees Retirement System* (1993) 6 Cal.4th 821.) In 1994, the Legislature amended the Act to consolidate, into a single section, all of the provisions defining those bodies that are subject to the Act’s requirements. (§ 54952.) By so doing, the Legislature hoped to clarify the definitions and the exemptions contained in them.

Below is a discussion of the various types of bodies that are defined as “legislative bodies” for purposes of the Act.

A. Governing Bodies

The governing bodies of local government agencies are the most basic type of body subject to the Act's requirements. These include the board of supervisors of a county, the city council of a city or the governing board of a district. (§ 54952(a).) In addition, the Act expressly applies to local bodies created by state or federal statute. (§54952(a).) The board of directors for a joint powers authority would be covered as a governing body of a local agency; joint powers authorities are also covered because they are created according to a procedure established by state law. (§ 6500 et seq.)

B. Subsidiary Bodies

Any board, commission, committee or other body of a local agency created by charter, ordinance, resolution or formal action of a legislative body is itself a legislative body. (§ 54952(b).) Generally, this is the case regardless of whether the body is permanent or temporary, advisory or decisionmaking. However, there is a specific exemption for an advisory committee which is comprised solely of less than a quorum of the members of the legislative body that created the advisory body. (§ 54952(b).) This exception does not apply if the advisory committee is a standing committee. (§ 54952(b).) A standing committee is a committee which has continuing jurisdiction over a particular subject matter (e.g., budget, finance, legislation) or if the committee's meeting schedule is fixed by charter, ordinance, resolution or other formal action of the legislative body that created it. (See examples, *infra*, p. 6.)

The term "formal action" is used twice in section 54952(b) in connection with advisory committees and standing committees. The term "formal action of a legislative body" appears to be a term intended to distinguish between the official actions of the body and the informal actions of particular board members. For example, in *Joiner v. City of Sebastopol* (1981) 125 Cal.App.3d 799, 805, the court concluded that the city council had taken formal action by designating two of its members to sit on an advisory committee and establish the committee's agenda, even though the council did not act by formal resolution. Similarly, in *Frazer v. Dixon Unified School District* (1993) 18 Cal.App.4th 781, 792-793, the court indicated that a school board's authorization to the superintendent to appoint a committee under specified circumstances constituted a creation of an advisory committee by formal action of the board. "Formal action of a legislative body" is not limited to a formal resolution or a formal vote by the body.

When a legislative body designates less than a quorum of its members that does not constitute a standing committee to meet with representatives of another legislative body to exchange information and report back to their respective bodies, a meeting between the representatives would be exempt from the Act. (*Joiner v. City of Sebastopol* (1981) 125 Cal.App.3d 799, 805.) However, if a legislative body designates less than a quorum of its members to meet with representatives of another legislative body to

perform a task, such as the making of a recommendation, an advisory committee consisting of the representatives from both bodies would be created. Such a committee would be subject to the open meeting and notice provisions of the Act. (*Joiner v. City of Sebastopol* (1981) 125 Cal.App.3d 799, 805.) The fact that the advisory committee was contingent upon the second body's compliance does not detract from the conclusion that the creation of the committee must be attributed to the first body's action. (*Joiner v. City of Sebastopol* (1981) 125 Cal.App.3d 799, 805.)

The following illustrates how section 54952(b) operates. A city council creates four bodies to address various city problems.

- Commission comprised of councilmembers, the city manager and interested citizens: This committee is covered by the Act because there is no exemption for it regardless of whether it is decisionmaking or advisory in nature.
- Advisory committee comprised of two councilmembers for the purpose of reviewing all issues related to parks and recreation in the city on an ongoing basis: This committee is a standing committee which is subject to the Act's requirements because it has continuing jurisdiction over issues related to parks and recreation in the city.
- Advisory committee comprised of two city councilmembers for the purpose of producing a report in six months on downtown traffic congestion: This committee is an exempt advisory committee because it is comprised solely of less than a quorum of the members of the city council. It is not a standing committee because it is charged with accomplishing a specific task in a short period of time, i.e., it is a limited term ad hoc committee.
- Advisory committee comprised of two councilmembers to meet on the second Monday of each month pursuant to city council resolution: This committee is subject to the Act as a standing committee because its meeting schedule is fixed by the city council.

C. Private or Nonprofit Corporations and Other Entities

Under specified circumstances, meetings of boards, commissions, committees or other multi-member bodies that govern private corporations, limited liability companies or other entities may become subject to the open meeting requirements of the Act. Ordinarily, these private corporations or other entities will be nonprofit corporations. In some instances, they are created by the governmental entity to support the efforts of the governmental entity. Other times they are privately created and, to some degree, may partner with a governmental entity to accomplish a common goal. (See Ed. Code, § 47604(a) [concerning possible application to charter schools].) The circumstances

that determine whether nonprofit corporations or other entities are governed by the Brown Act are set forth in section 54952(c).

The Act expressly applies to private corporations, limited liability companies and other entities that are created by the legislative body for the purpose of exercising authority which can be lawfully delegated to them. (§ 54952(c)(1); *Epstein v. Hollywood Entertainment District II Business Improvement District* (2000) 85 Cal.App.4th 152 [Property Owners Association covered because it received money from taxes on property and businesses within the Business Improvement District, and it was structured to assume certain administrative functions ordinarily performed by the city]; 85 Ops.Cal.Atty.Gen. 55 (2002) [Act covered private nonprofit corporation formed for the purpose of providing programming for a cable television channel set aside for educational use by a cable operator pursuant to its franchise agreement with a city and subsequently designated by the city to provide the programming services]; 81 Ops.Cal.Atty.Gen. 281, 290 (1998) [community redevelopment agency created nonprofit entity and delegated authority to it].) Typically, the entities subject to this subdivision will be nonprofit corporations established jointly by various government entities for the purpose of constructing, operating or maintaining a public works project or public facility. (*International Longshoremen's & Warehousemen's Union v. Los Angeles Export Terminal, Inc.* (1999) 69 Cal.App.4th 287, 294.)

The Act also applies to the meetings of entities which receive funds from a local agency where the legislative body for the local agency appoints one of its members to the governing board of the entity as a voting member of the board. (§ 54952(c)(2).) The Act does not apply to boards of a nonprofit corporation or other entity where the legislative body appoints someone other than one of its own members to the governing body of such entity. It continues to be the law that the mere receipt of public funds by a nonprofit corporation or other entity does not subject it to the requirements of the Act.

D. Hospital Lessees

The Act expressly applies to the meetings of lessees of hospitals pursuant to Health and Safety Code section 32121, subdivision (p), where the hospital or any part of it was first leased after January 1, 1994, where the lessee exercises any delegated authority of a local government agency, whether or not the lessee was organized and operated by the local government agency or a delegated authority. (§ 54952(d).)

CHAPTER III.

MEETING DEFINED

The term “meeting” is defined in section 54952.2 and expressly discusses several types of meeting formats. First, the term “meeting” includes any congregation of a majority of the members of a legislative body at the same time and place to hear, discuss or deliberate upon any matter which is under the subject matter jurisdiction of the agency. (§ 54952.2(a).) Under this definition, face to face gatherings of a legislative body in which issues under the subject matter jurisdiction of the body are discussed, decided or voted upon are meetings subject to the Brown Act. Informal gatherings such as lunches or social gatherings also would constitute meetings if issues under the subject matter jurisdiction of the body are discussed or decided by the member of the body. Second, the Act specifically prohibits any use of direct communication, personal intermediaries or technological devices that is employed by a majority of the members of the legislative body to develop a collective concurrence as to action to be taken. (§ 54952.2(b).) Most often this type of meeting is conducted through a series of communications by individual members or less-than-a-quorum groups, ultimately involving a majority of the body’s members. These meetings are called serial meetings. The Act also expressly excludes specified gatherings from its definition of a meeting. (§ 54952.2(c).)

Specific issues relating to these meeting formats are discussed below.

1. Face to Face Meetings

The definition of the term “meeting” contained in section 54952.2(a) includes any congregation of a majority of the members of a body at the same time and place to hear, discuss or deliberate on any issue under the subject matter jurisdiction of the body. This definition makes it clear that the body need not take any action in order for a gathering to be defined as a meeting. A gathering is a meeting if a majority of the members of the body merely receive information or discuss their views on an issue. A meeting also covers a body’s deliberations, including the consideration, analysis or debate of an issue, and any vote which may ultimately be taken. Under this construction, any gathering of a majority of the members of a body to receive information, hear a proposal, discuss an issue or take any action on an issue under the subject matter jurisdiction of the body is a meeting subject to the notice and open meeting requirements of the Act.

Under section 54952.2, as well as prior case law, a gathering need not be formally convened in order to be covered by the Act. In *Sacramento Newspaper Guild v. Sacramento County Bd. of Suprs.* (1968) 263 Cal.App.2d 41, the court held that a luncheon gathering which included five county supervisors, the county counsel, a variety of county officers, and representatives of a union to discuss a strike which was under way against the county was a meeting within

the meaning of the Act. Therefore, the meeting should have been noticed and members of the media and public should have been admitted to witness the meeting. In reaching its conclusion, the court stated:

“An informal conference or caucus permits crystallization of secret decisions to a point just short of ceremonial acceptance. There is rarely any purpose to a nonpublic pre-meeting conference except to conduct some part of the decisional process behind closed doors. Only by embracing the collective inquiry and discussion stages, as well as the ultimate step of official action, can an open meeting regulation frustrate these evasive devices. As operative criteria, formality and informality are alien to the law’s design, exposing it to the very evasions it was designed to prevent. Construed in the light of the Brown Act’s objectives, the term ‘meeting’ extends to informal sessions or conferences of the board members designed for the discussion of public business. The Elks Club luncheon, attended by the Sacramento County Board of Supervisors, was such a meeting.” (*Sacramento Newspaper Guild v. Sacramento County Bd. of Suprs.* (1968) 263 Cal.App.2d 41, 50-51; see also 42 Ops.Cal.Atty.Gen. 61 (1963) [“informal,” “study,” “discussion,” “informational,” “factfinding,” or “precouncil” gatherings of a quorum of the members of a board are within the scope of the Act as meetings].)

The Act contains the following specific exemptions.

A. Conferences and Retreats

The Act exempts conferences and similar gatherings, which are open to the public, that involve issues of interest to the public or to public agencies of the type represented by the legislative body in question, so long as the majority of the members of the legislative body do not discuss among themselves, other than as part of the scheduled program, any issues of a specific nature which are within the subject matter jurisdiction of the legislative body. (§ 54952.2(c)(2).) However, the conference need not necessarily be a conference of public agencies to fall within the exemption; rather, the gathering could be a conference of media outlets, environmental organizations, health care entities, social welfare organizations so long as the subject of the conference is related to the body’s jurisdiction. The exemption for conferences does contain two limitations. First, a majority of the members of the legislative body in attendance at the conference may not caucus or discuss among themselves business of a specific nature within the body’s jurisdiction. However, members may enter into discussions on issues or business affecting their local agency in a public forum as part of the scheduled program of the conference. Second, the conference must be open to the public, although the exemption specifically provides that a member of the public need not be provided with free admission where others are charged a fee.

Agency retreats, unlike conferences, do not involve a number of public agencies and interested individuals apart from the legislative body itself. Therefore, retreats continue to be subject to the open meeting and notice requirements of the Act.

B. Other Public Meetings

When a majority of a legislative body attends an open and publicized meeting held by a person or organization, other than the local agency on a matter of local interest, the legislative body is not deemed to be conducting a meeting, so long as the members in attendance do not discuss among themselves, other than as part of the scheduled program, issues of a specific nature related to the subject matter jurisdiction of the body. (§ 54952.2(c)(3).) This exception applies to attendance at a meeting conducted by a private individual, or private organization, so long as the meeting concerns issues of local interest and is open to the public and well publicized in advance. Under the terms of the exception, members of a legislative body who attend a meeting conducted by another person or organization may not caucus or discuss among themselves specific business within the body's jurisdiction. However, a member of the legislative body may discuss issues related to the purpose of the meeting during public testimony. Candidate debates including incumbents and challengers would be permitted under this exception.

C. Meetings of Other Legislative Bodies

When a majority of the legislative body attends an open and noticed meeting of another legislative body of the same or a different local agency, the legislative body is not deemed to be conducting a meeting, so long as the members in attendance do not discuss, among themselves, other than as part of the scheduled meeting, issues of a specific nature related to the subject matter jurisdiction of the body. (§ 54952.2(c)(4).) Thus, when a majority of a planning commission attends a meeting of the city council for the same city, it need not treat such attendance as a meeting of the planning commission for purposes of the Act. Similarly, when a majority of the members of a city council attend a meeting of the county board of supervisors, the city council is not conducting a meeting within the meaning of the Act. However, if two bodies conduct a joint meeting, each body should notice the meeting as a joint meeting of the two bodies. This exception, which is contained in section 54952.2(c)(4), does not apply when a majority of the members of a parent legislative body attend a meeting of a standing committee of the parent body. However, section 54952.2(c)(6) specifically addresses this issue. It provides that a majority of the parent body may attend an open and noticed meeting of a standing committee so long as the members who are not members of the standing committee and which cause a majority of the parent body to be present, attend only as observers. In 81 Ops.Cal.Atty.Gen. 156, 158 (1998), this office concluded that persons who attended solely as observers could not address the

committee by testifying, asking questions or providing information. In addition, the opinion concluded that observers could not sit at the dias.

D. Social or Ceremonial Occasions

Attendance by a majority of the members of the legislative body at a purely social or ceremonial occasion is not deemed to be a meeting, so long as the members do not discuss among themselves specific business within the jurisdiction of the body. (§ 54952.2(c)(5).) This has long been the law in California. (*Sacramento Newspaper Guild v. Sacramento County Bd. of Suprs.* (1968) 263 Cal.App.2d 41; 43 Ops.Cal.Atty.Gen. 36, 38 (1964).) In practice, this prohibition may sometimes be difficult to observe since persons attending social or ceremonial occasions frequently wish to discuss specific issues with their governmental officials. However, where a majority of a legislative body is present, the members must not discuss specific business within the jurisdiction of the body to avoid violating the Act.

2. Serial Meetings

The issue of serial meetings stands at the vortex of two significant public policies: first, the constitutional right of citizens to address grievances and communicate with their elected representatives; and second, the Act's policy favoring public deliberation by multi-member boards, commissions and councils. The purpose of the serial meeting prohibition is not to prevent citizens from communicating with their elected representatives, but rather to prevent public bodies from circumventing the requirement for open and public deliberation of issues.

The Act expressly prohibits serial meetings that are conducted through direct communications, personal intermediaries or technological devices for the purpose of developing a concurrence as to action to be taken. (§ 54952.2(b); *Stockton Newspapers, Inc. v. Redevelopment Agency* (1985) 171 Cal.App.3d 95, 103.) This provision raises two questions: first, what is a serial meeting for purposes of this definition; and second, what does it mean to develop a concurrence as to action to be taken.

Typically, a serial meeting is a series of communications, each of which involves less than a quorum of the legislative body, but which taken as a whole involves a majority of the body's members. For example, a chain of communications involving contact from member A to member B who then communicates with member C would constitute a serial meeting in the case of a five-person body. Similarly, when a person acts as the hub of a wheel (member A) and communicates individually with the various spokes (members B and C), a serial meeting has occurred. In addition, a serial meeting occurs when intermediaries for board members have a meeting to discuss issues. For example, when a representative of member A meets with representatives of members B and C to discuss an agenda item, the members have conducted a serial meeting through their representatives as intermediaries. The statutory definition also applies to situations in which technological devices are used to connect people at the same time

who are in different locations (but see the discussion below concerning the exception for teleconference meetings).

Once serial communications are found to exist, it must be determined whether the communications were used to develop a concurrence as to action to be taken. If the serial communications were not used to develop a concurrence as to action to be taken, the serial communications do not constitute a meeting and the Act is not applicable. In construing these terms, one should be mindful of the ultimate purposes of the Act -- to provide the public with an opportunity to monitor and participate in the decision-making processes of boards and commissions. As such, substantive conversations among members concerning an agenda item prior to a public meeting probably would be viewed as contributing to the development of a concurrence as to the ultimate action to be taken. Conversations which advance or clarify a member's understanding of an issue, or facilitate an agreement or compromise among members, or advance the ultimate resolution of an issue, are all examples of communications which contribute to the development of a concurrence as to action to be taken by the legislative body. Accordingly, with respect to items that have been placed on an agenda or that are likely to be placed upon an agenda, members of legislative bodies should avoid serial communications of a substantive nature concerning such items.

Problems arise when systematic communications begin to occur which involve members of the board acquiring substantive information for an upcoming meeting or engaging in debate, discussion, lobbying or any other aspect of the deliberative process either among themselves or with staff. For example, executive officers may wish to brief their members on policy decisions and background events concerning proposed agenda items. This office believes that a court could determine that such communications violate the Act, because such discussions are part of the deliberative process. If these communications are permitted to occur in private, a large part of the process by which members reach their decisions may have occurred outside the public eye. Under these circumstances, the public would be able only to witness a shorthand version of the deliberative process, and its ability to monitor and contribute to the decision-making process would be curtailed. Therefore, we recommend that when the executive director is faced with this situation, he or she prepare a memorandum outlining the issues for all of the members of the board as well as the public. In this way, the serial meeting violation may be avoided and everyone will have the benefit of reacting to the same information.

However, this office does not think that the prohibition against serial meetings would prevent an executive officer from planning upcoming meetings by discussing times, dates, and placement of matters on the agenda. It also appears that an executive officer may receive spontaneous input from any of the board members with respect to these or other matters so long as a quorum is not involved.

The express language of the statute concerning serial meetings largely codifies case law developed by the courts and the opinions issued by this office in the past. In *Frazer v. Dixon Unified School District* (1993) 18 Cal.App.4th 781, 796-798, the court concluded that the Act applies equally to the deliberations of a body and its decision to take action. If a collective commitment were a necessary component of every meeting, the body could conduct most or all of its deliberation behind closed doors so long as the body did not actually reach agreement prior to consideration in public session. Accordingly, the court concluded that the collective acquisition of information constituted a meeting. The court cited briefing sessions as examples of deliberative meetings which are subject to the Act's requirements, and contrasted these sessions with activities that fall outside the purview of the Act, such as the passive receipt of an individual's mail or the solitary review of a memorandum by an individual board member.

In *Stockton Newspapers, Inc. v. Redevelopment Agency* (1985) 171 Cal.App.3d 95, 105, the court concluded that a series of individual telephone calls between the agency attorney and the members of the body constituted a meeting. In that case, the attorney individually polled the members of the body for their approval on a real estate transaction. The court concluded that even though the meeting was conducted in a serial fashion, it nevertheless was a meeting for the purposes of the Act. (See also, 65 Ops.Cal.Atty.Gen. 63, 66 (1982); 63 Ops.Cal.Atty.Gen. 820, 828-829 (1980).)

3. Individual Contacts Between Members of the Public and Board Members

The prohibition against serial meetings must be reconciled with the exemption for individual contacts and communications contained in section 54952.2(c)(1). Individual contacts or communications between a member of a legislative body and any other person are specifically exempt from the definition of a meeting. (§ 54952.2(c)(1).) The purpose of this exception appears to be to protect the constitutional rights of individuals to contact their government representatives regarding issues which concern them. To harmonize this exemption with the serial meeting prohibition, the term "any other person" is construed to mean any person other than a board member or agency employee. Thus, while this provision exempts from the Act's coverage conversations between board members and members of the public, it does not exempt conversations among board members, or between board members and their staff.

By using the words "individual contacts or conversations" it appears that the Legislature was attempting to ensure that individual contacts would not be defined as a meeting, while still preventing the members of a body from orchestrating contacts between a private party and a quorum of the body. Accordingly, if a member of the public requests a conversation with an individual member of the board, who then acts independently of the board and its other members in deciding whether to talk with the member of the public, no meeting will have occurred even if the member of the public ultimately meets with a quorum of the body.

4. Teleconference Meetings

The prohibition against serial meetings specifically exempts teleconference meetings conducted according to the procedures set forth in section 54953(b). All other teleconference meetings are prohibited. (§ 54952.2(b).)

A teleconference meeting is a meeting in which one or more members of the body attend the meeting from a remote location via electronic means, transmitting audio or audio/video. A meeting is not subject to the teleconference meeting requirements where only the staff members or other persons retained to advise the body appear from remote locations via audio or audio/visual transmission, where it is in the public interest to do so. A local agency may, at its discretion, permit the public to attend its meetings from additional remote locations.

Section 54953(b) authorizes the conduct of meetings by legislative bodies through teleconferencing under specified circumstances. Teleconferencing may be used for all purposes in conjunction with any meeting within the subject matter jurisdiction of the body. However, at least a quorum of the members of the body must participate from locations that are within the boundaries over which the body exercises jurisdiction. All votes taken during a teleconference meeting must be conducted by rollcall.

The biggest issue surrounding the use of teleconference meetings concerns the public's access to the meeting. The Act requires that each teleconference location must be fully accessible to members of the public. This means that members of the body who choose to utilize their homes or offices as teleconference locations must open these locations to the public and accommodate any member of the public who wishes to attend the meeting at that location. Moreover, members of the public must be able to hear the meeting and testify from each location. Finally, the teleconference location must be accessible to the disabled. Because of these requirements, most agencies choose to utilize official or public meeting facilities for their remote teleconference sites.

When a body elects to use teleconferencing, it must post an agenda at each teleconference location and list each teleconference location in the notice and agenda. Each teleconference meeting must be conducted in such a manner so as to protect the statutory and constitutional rights of the public. Each teleconference meeting agenda must ensure the public's right to testify at each teleconference location in accordance with section 54954.3.

In 84 Ops.Cal.Atty.Gen. 181 (2001), a disabled boardmember asked if, under the federal Americans with Disabilities Act, a body were required to utilize the teleconference meeting provisions to permit him to participate in a meeting where his disability prevented him from attending. In this situation, the public would not receive notice of the teleconference meeting location nor would they have access to the remote site from where the disabled member would attend. Under these circumstances, this office concluded that the teleconference provisions were not available because the public would not have access to the remote site.

5. Writings as Meetings

Historically, meetings have not commonly occurred through written instruments; however, the court found that circulation of a proposal among board members for their review and signature was found to be a meeting in violation of the Act when a majority of the members of a legislative body signed the document. (*Common Cause v. Stirling* (1983) 147 Cal.App.3d 518, 523-524.) However, the emergence of e-mail as a simple and effective means of communication has raised this issue in a fresh context. In 84 Ops.Cal.Atty.Gen. 30 (2001), this office concluded that a majority of a body would violate the Act if they e-mailed each other regarding current issues under the body's jurisdiction even if the e-mails were also sent to the secretary and chairperson of the agency, the e-mails were posted on the agency's Internet Web site, and a printed version of each e-mail was reported at the next public meeting of the body. The opinion concluded that these safeguards were not sufficient to satisfy either the express wording of the Act or some of its purposes. Specifically, such e-mail communications would not be available to persons who do not have Internet access. Even if a person had Internet access, the deliberations on a particular issue could be completed before an interested person had an opportunity to become involved.

In the case of *Roberts v. City of Palmdale* (1993) 5 Cal.4th 363, 381, the California Supreme Court stated that a memorandum from a body's attorney to the members of the body did not constitute a meeting under the Act. The court concluded that this one-way memorandum, which represented a confidential attorney-client communication exempt from disclosure under the California Public Records Act, was outside the coverage of the Act. Under the California Public Records Act, the memorandum was expressly exempt from disclosure pursuant to section 6254(k). Had the members of the body sought to meet and discuss the memorandum, such a meeting would have been subject to the Act and could have been conducted in closed session only if it qualified under the pending litigation exception contained in section 54956.9. Any other conversations between the members of the body and the attorney concerning the exempt memorandum would be subject to the serial meeting restrictions discussed previously.

CHAPTER IV.

NOTICE AND AGENDA REQUIREMENTS

The Brown Act provides for three different types of meetings. Regular meetings occur at a time and location generally set by ordinance, resolution, or by-laws. At least 72 hours prior to a regular meeting, an agenda must be posted which contains a brief general description of each item to be transacted or discussed at the meeting. Special meetings may be called at any time but notice must be received at least 24 hours prior to the meeting by all members of the body and by all media outlets that have requested notice in writing. Emergency meetings, which are extraordinarily rare, may be called upon one-hour notice to media outlets that have requested notice in writing.

In addition to the pre-meeting notices and agendas discussed above, the Act requires two other types of disclosures. First, prior to meeting in closed session, a representative of the body must orally announce the items to be discussed in closed session. (§ 54957.7(a).) Generally, this requirement may be satisfied by referring to the numbered item on the agenda which describes the closed session in question. However, when the agency is meeting in closed session because of significant exposure to pending litigation as described in section 54956.9(b), the statement may need to include additional information as set forth in that section. (See discussion of pending litigation *infra*.)

Second, at the conclusion of each closed session, the agency must reconvene into open session. If any final decisions have been made in the closed-session meeting, a report may be required. (§ 54957.1.)

The Act also contains specific requirements with respect to adjourning or continuing meetings. (§§ 54955; 54955.1.) Lastly, unless specifically exempted, all meetings must be conducted within the geographical boundaries of the body's jurisdiction. (§ 54954(b).)

1. Regular Meetings

Each legislative body, except for advisory bodies and standing committees, shall provide for the time and place for regular meetings by ordinance, resolution, or by-laws. (§ 54954(a).) If a body calls a meeting at a time or place other than the time or place specified for regular meetings, it is either a special or emergency meeting. Accordingly, the body must satisfy the appropriate notice requirement, and should indicate the type of meeting on the notice. Even where it is not required, the body may wish to provide additional notice in the form of the type of notice and agenda provided for a regular meeting.

Meetings of advisory bodies and standing committees for which 72-hour notice is provided, pursuant to section 54954.2, are considered regular meetings. (§ 54954(a).)

A. Agenda Requirement

At least 72 hours prior to a regular meeting, the body must post an agenda containing a brief general description of each item to be discussed or transacted at the meeting, including items to be discussed in closed session. (§ 54954.2(a).) The Act makes it clear that discussion items must be placed on the agenda, as well as items which may be the subject of action by the body.

The purpose of the brief general description is to inform interested members of the public about the subject matter under consideration so that they can determine whether to monitor or participate in the meeting of the body. In *Carlson v. Paradise Unified School Dist.* (1971) 18 Cal.App.3d 196, the court interpreted the agenda requirements

set forth in section 966 of the Education Code. That section required “. . . [a] list of items that will constitute the agenda for all regular meetings shall be posted. . . .” (*Carlson v. Paradise Unified School Dist.* (1971) 18 Cal.App.3d 196, 199.) In interpreting this section, the court stated:

“In the instant case, the school board’s agenda contained as one item the language ‘Continuation school site change.’ This was entirely inadequate notice to a citizenry which may have been concerned over a school *closure*.

“On this point alone, we think the trial court was correct because the agenda item, though not deceitful, was entirely misleading and inadequate to show the whole scope of the board’s intended plans. It would have taken relatively little effort to add to the agenda that this ‘school site change’ also included the discontinuance of elementary education at Canyon View and the transfer of those students to Ponderosa School.” (*Carlson v. Paradise Unified School Dist.* (1971) 18 Cal.App.3d 196, 200, original emphasis; see also 67 Ops.Cal.Atty.Gen. 84, 87 (1984).)

However, the Legislature in section 54954.2 placed an important gloss on the requirement to provide a brief general description. That section expressly provides that the brief general description generally need not exceed 20 words in length. Thus, absent special circumstances, the legislative body may use a short description of less than 20 words to provide essential information about the item to members of the public. Where necessary, legislative bodies are free to provide a more detailed description, but as a general rule, they need not feel any obligation to do so (for more information about closed-session agenda description, see discussion *infra*).

In 78 Ops.Cal.Atty.Gen. 327, 331-332 (1995), this office concluded that the 72-hour notice requirement mandates local agencies to post their notices in locations which are accessible 24 hours a day for the 72 hours prior to the meeting. Accordingly, notices cannot be placed in buildings which are locked for some portion of the 72 hours immediately prior to the meeting.

The agenda requirement does not apply when certain unnoticed topics are discussed at a noticed meeting. For example, there is an exception for when a member of the body or a member of its staff, on his or her own initiative, or in response to a question from the public, asks a question for clarification, makes a brief announcement or makes a brief report on his or her own activities. (§ 54954.2(a).) In addition, any member of the body or the body as a whole, subject to rules or procedures of the legislative body, may provide a reference to staff or other resources for factual information, request staff

to report back to the body at a subsequent meeting concerning any matter, or take action to direct staff to place a matter of business on a future agenda. (§ 54954.2(a).)

Section 54954.2 also contains specific procedures by which the agenda requirement may be avoided in other specified circumstances as well. (§ 54954.2(b).)

B. Exceptions to Agenda Requirements

The Act identifies three situations in which a body is permitted to discuss or take action on a matter at a regular meeting where the matter was not first described on a duly noticed agenda. (§ 54954.2(b).) Prior to discussing a matter which was not previously placed on an agenda, the item must be publicly identified so that interested members of the public can monitor or participate in the consideration of the item in question.

The body may discuss a nonagenda item at a regular meeting if, by majority vote, the body determines that the matter in question constitutes an emergency pursuant to section 54956.5. (§ 54954.2(b)(1).) Any discussion held pursuant to this exception must be conducted in open session, since emergency meetings held pursuant to section 54956.5 cannot be conducted in closed session.

The body may discuss an item which was not previously placed upon an agenda at a regular meeting, when the body determines that there is a need for immediate action which cannot reasonably wait for the next regularly scheduled meeting. (§ 54954.2(b)(2).) However, the Act specifies that in order to take advantage of this agenda exception, the need for immediate action must have come to the attention of the local “agency” after the agenda had already been posted. (§ 54954.2(b)(2).) The Legislature’s choice of the term “agency” rather than “body” seems calculated to limit use of this exception by prohibiting its usage if the local agency, i.e. staff, and not merely the body, had knowledge of the situation requiring action prior to the posting of the agenda. Lastly, the determination that a need for immediate action exists must be made by two-thirds of the members present or, if two-thirds of the body is not present, by a unanimous vote of those remaining. (§ 54954.2(b)(2).)

Finally, where an item has been posted on an agenda for a prior meeting, the item may be continued to a subsequent meeting that is held within five days of the meeting for which the item was properly posted. Under these circumstances, the items need not be posted for the subsequent meeting. (§ 54954.2(b)(3); see also, §§ 54955-55.1 [concerning adjournment and continuances], *infra* at p. 25.)

C. Public Testimony

Every agenda for a regular meeting shall provide an opportunity for members of the public to directly address the legislative body on any item under the subject matter

jurisdiction of the body. With respect to any item which is already on the agenda, or in connection with any item which the body will consider pursuant to the exceptions contained in section 54954.2(b), the public must be given the opportunity to comment before or during the legislative body's consideration of the item. (§ 54954.3(a).) The public testimony requirement appears to apply to closed sessions as well as open meetings, but see section 11125.7(d) of the Bagley-Keene Act, concerning state bodies, which was added in 1993 to expressly provide otherwise. Accordingly, this office believes that it would be prudent for legislative bodies to afford the public an opportunity to comment on closed-session items prior to the body's adjournment into closed session. The only exception to the public testimony requirement is where a committee comprised solely of members of the legislative body has previously considered the item at a public meeting in which all members of the public were afforded the opportunity to comment on the item before or during the committee's consideration of it, so long as the item has not substantially changed since the committee's hearing. (§ 54954.3(a).)

Where a member of the public raises an issue which has not yet come before the legislative body, the item may be briefly discussed but no action may be taken at that meeting. (§ 54954.3(a).) The purpose of the discussion is to permit a member of the public to raise an issue or problem with the legislative body or to permit the legislative body to provide information to the public, provide direction to its staff, or schedule the matter for a future meeting. (§ 54954.2(a).)

The Act specifically authorizes the legislative body to adopt regulations to assist in processing comments from the public. The body may establish procedures for public comment as well as specifying reasonable time limitations on particular topics or individual speakers. So long as the body acts fairly with respect to the interest of the public and competing factions, it has great discretion in regulating the time and manner, as distinguished from the content, of testimony by interested members of the public. (§ 54954.3(b).)

When a member of the public testifies before a legislative body, the body may not prohibit the individual from criticizing the policies, procedures, programs or services of the agency or the acts or omissions of the legislative body. (§ 54954.3(c).) This provision does not confer on members of the public any privilege or protection not otherwise provided by law.

Public meetings of governmental bodies have been found to be limited public fora. As such, members of the public have broad constitutional rights to comment on any subject relating to the business of the governmental body. Any attempt to restrict the content of such speech must be narrowly tailored to effectuate a compelling state interest. Specifically, the courts found that policies that prohibited members of the public from criticizing school district employees were unconstitutional. (*Leventhal v.*

Vista Unified School Dist. (1997) 973 F.Supp. 951; *Baca v. Moreno Valley Unified School Dist.* (1996) 936 F.Supp. 719.) These decisions found that prohibiting critical comments was a form of viewpoint discrimination, and that such a prohibition promoted discussion artificially geared toward praising (and maintaining) the status quo, thereby foreclosing meaningful public dialogue.

In 78 Ops.Cal.Atty.Gen. 224, 230 (1995), this office opined that the body could prohibit a speaker from making comments that were outside the body's jurisdiction. However, when applying this opinion, the body must take into account the court's broad decisions as discussed above.

2. Special Meetings

Under the Act, the presiding officer or a majority of the body may call a special meeting. So long as substantive consideration of agenda items does not occur, a majority may meet without providing notice to the public in order to call the meeting and prepare the agenda. (*216 Sutter Bay Associates v. County of Sutter* (1997) 58 Cal.App.4th 860, 881-882.) Notice of a special meeting must be provided 24 hours in advance of the meeting to all of the legislative body members and to all media outlets who have requested notification. (§ 54956; 53 Ops.Cal.Atty.Gen. 245, 246 (1970).) The notice also must be posted at least 24 hours prior to the meeting in a location freely accessible to the public. The notice should indicate that the meeting is being called as a special meeting, and shall state the time, place, and business to be transacted at the meeting. No other business shall be considered at the special meeting. Notice is required even if the meeting is conducted in closed session, and, even if no action is taken. A member of the local body may waive failure to receive notice of the meeting by filing a written waiver prior to the meeting or by being present at the meeting.

At every special meeting, the legislative body shall provide the public with an opportunity to address the body on any item described in the notice before or during consideration of that item. (§ 54954.3(a).) The special meeting notice shall describe the public's rights to so comment. (§ 54954.3(a).)

3. Emergency Meetings

When a majority of the legislative body determines that an emergency situation exists, it may call an emergency meeting. (§ 54956.5.) The Act defines an emergency as a crippling activity, work stoppage or other activity which severely impairs public health, safety or both. (§ 54956.5(a)(1).) Absent a dire emergency, telephonic notice must be provided to all media outlets that have requested that they receive notice of any special meetings called pursuant to section 54956 at least one hour prior to the meeting. (§ 54956.5(b).) In the case of a dire emergency, notice need only be provided at or near the time that notice is provided to the members of the body. (§ 54956.5(b).) A dire emergency is a crippling disaster, mass destruction, terrorist act, or threatened terrorist activity that poses peril so immediate and

significant that requiring a legislative body to provide one-hour notice before holding an emergency meeting may endanger the public health, safety, or both, as determined by a majority of the members of the legislative body. (§ 54956.5(a)(2).)

In the event telephone services are not working, the notice requirements are waived, but a report must be given to media outlets as soon as possible after the meeting. Except for the 24-hour notice requirement, the provisions of section 54956 relating to special meetings apply to the conduct of emergency meetings. (§ 54956.5(d).) At the conclusion of the meeting, the minutes of the meeting, a list of persons who the legislative body notified or attempted to notify, a copy of the rollcall vote, and any actions taken at the meeting shall be posted for a minimum of 10 days in a public place as soon after the meeting as possible. (§ 54956.5(e).)

As a general rule, emergency meetings may not be held in closed session. However, a legislative body may meet in closed session for purposes of consulting with law enforcement or security officials under section 54957 if agreed to by a two-thirds vote of the members of the legislative body present, or, if less than two-thirds of the members are present, by a unanimous vote of the members present. (§ 54956.5(c).)

4. Closed Sessions

There are three types of “notice” obligations that accompany the conduct of a closed-session as a part of a duly noticed meeting. First, each item to be transacted or discussed in a closed session must be briefly described on an agenda for the meeting. (§ 54954.2(a).) Second, prior to adjourning into closed session, a representative of the legislative body must orally announce the items to be discussed in closed session. (§ 54957.7(a).) This requirement may be satisfied by merely referring to the relevant portion of the written agenda for the meeting. However, the Act contains specific additional requirements for closed sessions regarding pending litigation where the body believes it is subject to a significant exposure to potential litigation. (§ 54956.9(b)(3).) Third, once the closed session has been completed, the agency must reconvene in open session, where it may be required to report votes and actions taken in closed session. (§ 54957.1.) These requirements are discussed in detail below.

A. Agenda Requirement

At least 72 hours prior to each regular meeting, legislative bodies must prepare an agenda containing a brief general description of each item to be transacted or discussed, including items which will be handled in closed session. (§ 54954.2(a).) A description of each item generally need not exceed 20 words, although the description must be sufficient to provide interested persons with an understanding of the subject matter which will be considered. (*Carlson v. Paradise Unified School Dist.* (1971) 18 Cal.App.3d 196, 200.) In the case of pending litigation, the legislative body must make reference in the agenda or publicly announce the specific subsection of section 54956.9 under which the closed session is being held. (§ 54956.9(c).)

In order to assist legislative bodies in preparing agendas for closed-session meetings, the Legislature enacted section 54954.5 which establishes a model format for closed-session agendas. Use of the model format is strictly voluntary on the part of the body. However, substantial compliance with the model format assures the legislative body that it will not be found in violation of the agenda requirements of section 54954.2. Substantial compliance with the model format in section 54954.5, therefore, provides a “safe harbor” from liability under the Act’s agenda requirements. Substantial compliance is satisfied by including the information contained in the model format, irrespective of the form in which it is ultimately presented. (§ 54954.5.)

The model format, which comprises the safe harbor provisions, adopts a fill-in-the-blank approach. The format is well suited to placement on a personal computer where descriptive information concerning specific agenda items can be inserted as appropriate. The safe harbor provisions concerning real property negotiations are set forth below and are illustrative of the format. (All of the safe harbor provisions are contained in the appendix in § 54954.5.)

(b) With respect to every item of business to be discussed in closed session pursuant to Section 54956.8:

CONFERENCE WITH REAL PROPERTY NEGOTIATORS

Property: (Specify street address, or if no street address, the parcel number or other unique reference, of the real property under negotiation)

Agency negotiator: (Specify names of negotiators attending the closed session) (If circumstances necessitate the absence of a specified negotiator, an agent or designee may participate in place of the absent negotiator so long as the name of the agent or designee is announced at an open session held prior to the closed session.)

Negotiating parties: (Specify name of party (not agent))

Under negotiation: (Specify whether instruction to negotiator will concern price, terms of payment, or both)

It is noteworthy that the closed-session provisions concerning negotiations specifically require the body to identify the individuals who will be attending the closed session as negotiators. (§§ 54956.8; 54957.6)

The safe harbor provisions concerning litigation and personnel have been tailored to protect the confidentiality interests of the agency, and employees who potentially are the subject of discipline. Thus, the safe harbor provisions require less specificity when the agenda deals with such matters.

Although the safe harbor provisions are primarily designed to fulfill the agenda requirements for regular meetings, the provisions also can be used in connection with closed sessions at special meetings called pursuant to section 54956. (§ 54954.5.)

B. Oral Announcement Prior to Closed Sessions

In addition to the agenda requirement for regular and special meetings, the Act requires a representative of the legislative body to orally announce the items to be discussed in closed session prior to any closed-session meeting. (§ 54957.7(a).) This requirement may be satisfied by referring to the item by number as it appears on the agenda.

However, such a referral usually would not be sufficient in the case of a closed session concerning significant exposure to litigation.

Pursuant to section 54956.9, a closed session may be conducted in order to permit an agency to receive advice from its legal counsel. When the impetus for such a closed session is the agency's exposure to potential litigation, the Act carefully regulates the circumstances under which a closed session may be called, and the types of announcement which must accompany such a meeting. (§ 54956.9(b)(3).) These required disclosures may be made as a part of the written agenda or as a part of the oral announcement made prior to any closed session. These requirements do not mandate disclosure of privileged communications exempt from disclosure under the Public Records Act. (§ 54956.9(b)(3)(F).) A summary of the disclosure requirements surrounding closed sessions based on an agency's exposure to potential litigation is set forth below.

- Where the agency believes that facts creating significant exposure to litigation are not known to potential plaintiffs, the facts need not be disclosed. (§ 54956.9(b)(3)(A).)
- Where facts (e.g., an accident, disaster, incident, or transaction) creating significant exposure to litigation are known to potential plaintiffs, the facts must be publicly stated on the agenda or announced. (§ 54956.9(b)(3)(B).)
- Where the agency receives a claim or other written communication threatening litigation, reference to the claim or communication must be publicly stated on the agenda or announced, and the claim or

communication must be available for public inspection pursuant to section 54957.5. (§ 54956.9(b)(3)(C).)

- Where a person makes a statement in an open and public meeting threatening litigation, reference to the statement must be publicly stated on the agenda or announced. (§ 54956.9(b)(3)(D).)
- Where a person makes a statement outside of an open and public meeting threatening litigation, the agency may not conduct a closed session unless an agency official having knowledge of the threat makes a contemporaneous or other record of the statement prior to the meeting. Reference to the statement must be publicly stated on the agenda or announced, and the record must be available for public inspection pursuant to section 54957.5. However, the record, or the disclosable part thereof, need not identify the alleged victim of unlawful or tortious sexual conduct or anyone making a threat on their behalf, or identify a public employee who is the alleged perpetrator of any such conduct, unless the identity of the person has been publicly disclosed. (§ 54956.9(b)(3)(E).)

C. Report at the Conclusion of Closed Sessions

Once a closed session has been completed, the legislative body must convene in open session. (§ 54957.7(b).) If the legislative body took final action in the closed session, the body may be required to make a report of the action taken and the vote thereon to the public at the open session. (§ 54957.1(a).) The report may be made either orally or in writing. (§ 54957.1(b).) In the case of a contract or settlement of a lawsuit, copies of the document also must be disclosed as soon as possible. (§ 54957.1(b) and (c).) If final action is contingent upon another party, the legislative body is under no obligation to release a report about the closed session. Once the other party has acted, making the decision final, the legislative body is under an obligation to respond to inquiries for information by providing a report of the action. (§ 54957.1(a).)

With respect to litigation, approval given to the body's legal counsel to defend, to seek or refrain from seeking appellate review, or to appear as amicus curiae in any case resulting from a closed-session meeting held pursuant to section 54956.9 shall be reported in open session. (§ 54957.1(a)(2).) The report shall identify the adverse parties and the substance of the litigation. Where the body has decided to initiate litigation or intervene in an existing case, the report shall indicate that fact but need not identify the action, the parties, or other particulars. The report shall specify that once the litigation or intervention has been formally commenced, the body must, upon inquiry, disclose such information, unless to do so would jeopardize service of process or existing settlement negotiations. (§ 54957.1(a)(2).)

With respect to a personnel decision, any action taken to appoint or employ an individual must be reported at the meeting. Such a report would ordinarily include the name of the individual, but the Act specifically requires that the name of the position be reported. (§ 54957.1(a)(5).) In *Gillespie v. San Francisco Pub. Library Comm'n* (1998) 67 Cal.App.4th 1165, a library commission met in closed session to nominate three candidates for consideration by the mayor for appointment as city librarian. Plaintiff contended that the commission was required to announce the names of the nominees at the conclusion of the closed session. The court held that the requirement to announce appointments was not applicable because the commission had merely made a recommendation, not an appointment.

With respect to a dismissal or a refusal to renew an employment contract, the report shall be deferred until the first public meeting after the exhaustion of administrative remedies.

With respect to labor negotiations conducted pursuant to section 54957.6, the approval of an agreement concluding labor negotiations shall be reported after the agreement is final and has been accepted or ratified by the other party. The report shall identify the item approved and the other party or parties. (§ 54957.1(a)(6).)

No action for injury to a reputational, liberty, or other personal interest may be commenced by an employee or former employee based upon the report made by the legislative body in an attempt to comply with section 54957.1. (§ 54957.1(e).)

5. Adjournments and Continuances

Regular and special meetings may be adjourned to a future date. (§ 54955.) If the subsequent meeting is conducted within five (5) days of the original meeting, matters properly placed on the agenda for the original meeting may be considered at the subsequent meeting. (§ 54954.2(b)(3).) If the subsequent meeting is more than five (5) days from the original meeting, a new agenda must be prepared and posted pursuant to section 54954.2. Hearings continued pursuant to section 54955.1 are subject to the same procedures.

When a meeting is adjourned to a subsequent date, notice of the adjournment must be conspicuously posted on or near the door of the place where the meeting was held within 24 hours after the time of the adjournment. When less than a quorum of a body appears at a noticed meeting, the body may either meet as a committee of the parent body or adjourn to a future date pursuant to the provisions of sections 54955 or 54954.2(b)(3). If no members of the legislative body appear at a noticed meeting, the clerk may adjourn the meeting to a future date and provide notice to members of the legislative body and to the media in accordance with the special meeting notice provisions set forth in section 54956.

6. Location of Meetings

As a general rule, regular and special meetings shall be held within the boundaries of the territory over which the legislative body has jurisdiction. (§ 54954(b).) Accordingly, a city council must meet within the city; a county board of supervisors must meet within the county; and boards of directors for special districts must meet within the special district. Gatherings which are not meetings, as set forth in section 54952.2(c) (e.g., conferences, social activities, and attendance at open and public meetings held by others) are not subject to the Act, and therefore are not covered by the boundary restriction. In addition, the Act contains a number of specific exemptions from the boundary requirement. (§ 54954.) The fact that a meeting is exempt from the boundary requirement does not exempt the legislative body from the notice and open meeting requirements of the Act. A summary of the boundary exemptions is set forth below.

A legislative body must meet within its boundaries except to do any of the following:

- Comply with state or federal law or any court order. (§ 54954(b)(1).)
- Inspect real property located outside the jurisdiction or personal property which would be inconvenient to bring inside the jurisdiction. (§ 54954(b)(2).)
- Participate in meetings or discussions of multiagency significance so long as the meetings are held in the jurisdiction of one of the agencies and proper notice is provided by all bodies subject to the Act. (§ 54954(b)(3).)
- Meet in the nearest available facility if the legislative body has no meeting facility within the jurisdiction, or at the principal office of the legislative body if they are located outside the jurisdiction. (§ 54954(b)(4).)
- Meet with federal or California officials on a legislative or regulatory issue affecting the local agency and over which the state or federal officials have jurisdiction. (§ 54954(b)(5).)
- Meet in or nearby a facility owned by the local agency so long as the topic of the meeting is directly related to the facility itself. (§ 54954(b)(6).)
- Visit the office of the body's legal counsel for a closed session held on pending litigation held pursuant to section 54956.9, when to do so would reduce legal fees or costs. (§ 54954(b)(7).)

In addition to the foregoing, governing boards of school districts have the following exemptions from the requirement to meet within their boundaries:

- Attend a conference on nonadversarial collective bargaining techniques. (§ 54954(c)(1).)
- Interview a potential employee from another district or interview the public from another district about the employment of a superintendent from that district. (§ 54954(c)(2) and (c)(3).)

Joint powers agencies must meet within the jurisdiction of one of its member agencies unless an exemption contained in section 54954(b) is applicable. (§ 54954(d).) A joint powers agency with members throughout the state may meet anywhere in the state.

Where a meeting place is unsafe because of emergency circumstances, the presiding officer of the legislative body shall designate the meeting place pursuant to specified notice requirements. (§ 54954(e).)

7. Special Procedures Regarding Taxes and Assessments

Section 54954.6 establishes a series of procedures which must be followed when a legislative body proposes new or increased taxes or assessments. These procedures are in addition to the notice and open meeting requirements contained elsewhere in the Act.

CHAPTER V.

RIGHTS OF THE PUBLIC

Under the Brown Act, a member of the public can attend a meeting of a legislative body without having to register or give other information as a condition of attendance. (§ 54953.3; see also 27 Ops.Cal.Atty.Gen. 123 (1956).) If a register, questionnaire or similar document is posted or circulated at a meeting, it must clearly state that completion of the document is voluntary and not a precondition for attendance. (§ 54953.3.) A legislative body may not prohibit any person attending an open meeting from video recording, audio recording or broadcasting the proceedings, absent a reasonable finding that such activity would constitute a disruption of the proceedings. (§§ 54953.5, 54953.6; *Nevens v. City of Chino* (1965) 233 Cal.App.2d 775, 779; see also § 6091.)

Under the Act, the public is guaranteed the right to provide testimony at any regular or special meeting on any subject which will be considered by the legislative body before or during its consideration of the item. (§ 54954.3(a).) In 80 Ops.Cal.Atty.Gen. 247, 248-252 (1997), this office concluded under a similar provision in the Bagley-Keene Act that the public's right to comment on all agenda items

applied to quasi-judicial proceedings as well as quasi-legislative proceedings. In addition, the public has the right at every regular meeting to provide testimony on any matter under the legislative body's jurisdiction. (§ 54954.3(a).) However, this office concluded that a body could prohibit a member of the public from speaking on a matter that was outside the jurisdiction of the body. (78 Ops.Cal.Atty.Gen. 224, 230 (1995).)

The Act specifically authorizes the legislative body to adopt regulations to assist in processing comments from the public. The body may establish general procedures for public comment as well as specifying reasonable time limitations on particular topics or individual speakers. So long as the body acts fairly with respect to the interest of the public and competing factions, it has great discretion in regulating the time and manner, as distinguished from the content, of testimony by interested members of the public. (§ 54954.3(b).)

The Act provides that the legislative body shall not prohibit a member of the public from criticizing the policies, procedures, programs, or services of the agency, or of the acts or omissions of the legislative body. (§ 54954.3(c).) Public meetings of governmental bodies have been found to be limited public fora. As such, members of the public have broad constitutional rights to comment on any subject relating to the business of the governmental body. Any attempt to restrict the content of such speech must be narrowly tailored to effectuate a compelling state interest. Specifically, the courts found that policies that prohibited members of the public from criticizing school district employees were unconstitutional. (*Leventhal v. Vista Unified School Dist.* (1997) 973 F.Supp. 951; *Baca v. Moreno Valley Unified School Dist.* (1996) 936 F.Supp. 719.) These decisions found that prohibiting critical comments was a form of viewpoint discrimination, and that such a prohibition promoted discussion artificially geared toward praising (and maintaining) the status quo, thereby foreclosing meaningful public dialogue.

Despite the public's rights to attend meetings as discussed above, a legislative body may exclude all persons who willfully cause a disruption of a meeting so that it cannot be conducted in an orderly fashion. Where removal of the disruptive persons is not sufficient to restore order, the body may clear the room of all persons. (§ 54957.9.) However, in such situations, media personnel not involved in the disturbance must be permitted to attend the session as continued. (§ 54957.9.)

Agendas or any other writings, except for records exempt from disclosure under section 6254 of the Public Records Act, distributed to all or a majority of the members of a legislative body for discussion or consideration at a public meeting are disclosable to the public upon request, and shall be made available without delay to members of the public in accordance with the provisions of section 54957.5. If materials are provided prior to a meeting, the materials should, upon request and without delay, be made available to the public upon request at the time of distribution to the body. (§ 54957.5(a).) If the materials are distributed to the members of the body by the agency at the meeting, the materials should be available to the public at that time as well. Materials provided at the meeting by a person, who is not a member of the body or employee of the local agency, must be made available by the body to the public at the conclusion of the meeting. (§ 54957.5(b).)

Members of the public who make written requests for documents which were finally approved in a closed session generally may receive copies of such documents at the conclusion of the meeting. (§ 54957.1(b).) This right to obtain documents does not include documents which are exempt from disclosure pursuant to section 6254 of the Public Records Act. (*Roberts v. City of Palmdale* (1993) 5 Cal.4th 363, 370-373; Cal.Atty.Gen., Indexed Letter, No. IL 77-67 (April 28, 1977).) Pursuant to section 6253(c), a fee equal to the direct cost of duplication may be charged to any person requesting a copy of a public record. (§ 54957.5(c)); *North County Parents Organization for Children with Special Needs v. California Department of Education* (1994) 23 Cal.App.4th 144, 147-148.) In the *North County* case, the court indicated that a pro rata share of equipment and conceivably personnel expenses directly involved in actually duplicating a record could be included in calculating the fee. However, research and retrieval costs may not be included in the fee. Thus, the direct cost of actually photocopying a record may be recovered, but associated costs such as the cost of research, redaction and retrieval may not be recovered.

In addition, members of the public may request in writing that the agenda or all of the documents comprising the meeting packet be mailed to them for a cost not to exceed the actual cost of providing the service. (§ 54954.1.) Upon receipt of such a written request, the agency shall mail the requested documents, provided that they are not exempt from disclosure pursuant to section 6254, to the requester at the time the agenda is posted or when the documents are provided to a majority of the members of the legislative body, whichever occurs first. The request must be renewed annually and failure of the requester to receive such documents does not invalidate any action which was the subject of the records.

If an agency records an open meeting either on video or audio tapes, the tapes and a tape recorder must be made available to the public if a request is made. (§ 54953.5(b).) The agency is not required to prepare a transcript, but if one were prepared, the public generally would have the right to receive copies upon request. (64 Ops.Cal.Atty.Gen. 317, 321 (1981).) If the agency wishes to destroy the tapes after 30 days, it may do so without regard to the limitations imposed by section 34090. (§ 54953.5(b).)

Except as specifically authorized by the Act, the legislative body may not impose fees to defray its costs in carrying out the provisions of the Act. (§ 54956.6.)

A legislative body may not conduct any meeting or function in any facility where racial or other discrimination is practiced, or which is inaccessible to disabled persons, or where members of the public must pay to attend the meeting. (§ 54961.) A facility is accessible if it fully satisfies the accessibility requirements of Government Code section 4450 et seq. or Health and Safety Code section 19955 et seq., as well as the federal Americans with Disabilities Act of 1990. (§ 54953.2) If a meeting facility is inaccessible, the meeting must be moved to an accessible facility.

The Act requires that agendas, agenda packets, and other writings distributed to members of a legislative body be made available in appropriate alternative formats to persons with a disability and that the agendas include information on the availability of disability-related aids or services to enable

the person to participate in the public meeting consistent with the Americans with Disabilities Act. (§§ 54954.1, 54954.2, 54957.5.) Legislative bodies may go beyond the minimal requirements of the Act and provide greater public access to their meetings. (§ 54953.7.) Elected legislative bodies may impose greater access requirements on agencies under their jurisdiction. (§ 54953.7.)

CHAPTER VI.

PERMISSIBLE CLOSED SESSIONS

1. Introduction

A. Narrow Construction

Under the Brown Act, closed sessions must be expressly authorized by explicit statutory provisions. Prior to the enactment of section 54962, the courts and this office had recognized impliedly authorized justifications for closed sessions. (*Sutter Sensible Planning, Inc. v. Board of Supervisors* (1981) 122 Cal.App.3d 813; *Sacramento Newspaper Guild v. Sacramento County Bd. of Suprs.* (1968) 263 Cal.App.2d 41.) However, that legislation made it clear that closed sessions cannot be conducted unless they are expressly authorized by statute. Although confidential communication privileges continue to exist in other statutes such as the Public Records Act and Evidence Code section 1040, these provisions no longer can impliedly authorize a closed session.

Since closed sessions are an exception to open meeting requirements, the authority for such sessions has been narrowly construed. The law evinces a strong bias in favor of open meetings, and court decisions and opinions of this office have buttressed that legislative intent. (§ 54950.) The fact that material may be sensitive, embarrassing or controversial does not justify application of a closed session unless it is authorized by some specific exception. (*Rowen v. Santa Clara Unified School District* (1981) 121 Cal.App.3d 231, 235.) Rather, in many circumstances these characteristics may be further evidence of the need for public scrutiny and participation in discussing such matters. (See Civ. Code, § 47(b) [regarding privileged publication of defamatory remarks in a legislative proceeding].)

In 61 Ops.Cal.Atty.Gen. 220, 226 (1978), we concluded that meetings of the Board of Police Commissioners could not, as a general proposition, be held in closed session, even though the matters to be discussed were sensitive and the commission considered their disclosure contrary to the public interest.

The Act does not contain a general exemption for quasi-judicial deliberations, and this office concluded that such an exemption was not generally authorized by implication. In 71 Ops.Cal.Atty.Gen. 96, 106 (1988), this office concluded that the deliberations of a hearing board of an air pollution control district, after it has conducted a public hearing on a variance, order of abatement or permit appeal, must be conducted in public. The opinion further stated that the board was prohibited from conducting such deliberations in a closed session with the board's counsel or the board's attorney member. Similarly, in 57 Ops.Cal.Atty.Gen. 189, 192 (1974), this office opined that county boards of education could not meet in closed session to deliberate when deciding appeals from decisions of local school boards refusing to enter into interdistrict attendance agreements.

B. Semi-Closed Meetings

In 46 Ops.Cal.Atty.Gen. 34, 35 (1965), this office also concluded that meetings could not be semi-closed. Thus, certain interested members of the public may not be admitted to a closed session while the remainder of the public is excluded. Nor would it be proper for an investigative committee of a grand jury performing its duties of investigating the county's business to be admitted to a closed session. (Cal.Atty.Gen., Indexed Letter, No. IL 70-184 (October 9, 1970).) As a general rule, closed sessions may involve only the membership of the body in question plus any additional support staff which may be required (e.g., attorney required to provide legal advice; supervisor or witnesses may be required in connection with disciplinary proceeding; labor negotiator required for consultation). Persons without an official role in the meeting should not be present.

C. Secret Ballots

Secret ballots are expressly prohibited by section 54953(c). This office has long disapproved secret ballot voting in open meetings and the casting of mail ballots. Thus, items under consideration which are not subject to a specific closed meeting exception must be conducted in a fully open forum. (68 Ops.Cal.Atty.Gen. 65 (1985).) One aspect of the public's right to scrutinize and participate in public hearings is their right to witness the decision-making process. If votes are secretly cast, the public is deprived of a portion of its right. (See also 59 Ops.Cal.Atty.Gen. 619, 621-622 (1976).) However, it is the view of this office that members of a body may cast their ballots either orally or in writing so long as the written ballots are marked and tallied in open session and the ballots are disclosable public records.

D. Confidentiality of Closed Session

Section 54963 provides that a person may not disclose confidential information that has been acquired by attending a proper closed session to a person not entitled to receive it, unless the disclosure is authorized by the legislative body.

For purposes of this section, “confidential information” means a communication made in a closed session that is specifically related to the basis for the legislative body to meet lawfully in closed session.

If this prohibition is violated, it may be enforced by relying upon current available legal remedies including the following:

- Injunctive relief to prevent the disclosure of confidential information.
- Disciplinary action against an employee who has willfully disclosed confidential information in violation of this prohibition. Such disciplinary action must be first preceded by training or notice of the prohibition.
- Referral of a member of a legislative body who has willfully disclosed confidential information to the grand jury.

However, section 54963 provides that no action may be taken against a person for any of the following:

- Making a confidential inquiry or complaint to a district attorney or grand jury concerning a perceived violation of law, including disclosing facts that are necessary to establish the illegality of an action taken by a legislative body or the potential illegality of an action that has been the subject of deliberation at a closed session if that action were ultimately to be taken by the legislative body.
- Expressing an opinion concerning the propriety or legality of actions taken by a legislative body in closed session, including disclosure of the nature and extent of the illegal or potentially illegal action.
- Disclosing information acquired by being present in a closed session that is not confidential information.
- Disclosing information under the whistle blower statutes contained in Labor Code section 1102.5 or Government Code section 53296.

(See *Kleitman v. Superior Court* (1999) 74 Cal.App.4th 324, 335, fn. 9 [where the court found that the contents of a closed session were privileged information and applied Evidence Code 1040(b)(1), which provides an absolute privilege for confidential government information to prevent compelled disclosure in a civil proceeding]; 76 Ops.Cal.Atty.Gen. 289, 290-291 (1993); 80 Ops.Cal.Atty.Gen. 231, 235 (1997).)

2. Authorized Exceptions

All closed sessions must be conducted pursuant to expressly authorized statutory exceptions. (§ 54962.) As stated previously, the closed session exception to open meeting laws has been narrowly construed by the courts.

A. Personnel Exception

The purpose of the personnel exception is to avoid undue publicity or embarrassment for public employees and to allow full and candid discussion of such employees by the body in question. (*Fischer v. Los Angeles Unified School Dist.* (1999) 70 Cal.App.4th 87, 96; *San Diego Union v. City Council* (1983) 146 Cal.App.3d 947, 955; 61 Ops.Cal.Atty.Gen. 283, 291 (1978).) Accordingly, the Act provides for closed sessions regarding the appointment, employment, evaluation of performance, discipline or dismissal of a public employee. (§ 54957.)

In *Gillespie v. San Francisco Pub. Library Comm'n* (1998) 67 Cal.App.4th 1165, the Library Commission conducted a closed-session meeting to consider appointment of a new city librarian. Although the mayor actually makes the appointment, the city charter requires the Library Commission to participate in the appointment process. The court held that the Commission's closed-session meeting under the personnel exception for the purpose of nominating three candidates for consideration by the mayor was proper.

In 80 Ops.Cal.Atty.Gen. 308, 311 (1997), this office concluded that the personnel exception could be utilized by an advisory committee created by a school district to provide it with recommendations on the employment of a new superintendent after conducting interviews and deliberations on the applicants. However, a body may not conduct a closed session where it is not assigned responsibility in connection with the decision. Accordingly, this office concluded that a county board of education may not conduct a closed session on a personnel decision where that decision rested solely with the superintendent, and not with the board. (85 Ops.Cal.Atty.Gen. 77 (2002).)

Under the Act, an employee may request and require a public hearing where the purpose of the closed session is to discuss specific charges or complaints against the employee. Under the Act, the employee must be given at least 24-hour written notice

of any meeting to hear specific charges or complaints against the employee, or any action taken at the meeting will be null and void. (§ 54957.)

In *Fischer v. Los Angeles Unified School Dist.* (1999) 70 Cal.App.4th 87, 100, the court determined that an employee had the right to receive the 24-hour notice only when the body was considering complaints and charges brought by a third person or an employee. The court specifically distinguished these hearings concerning complaints or charges from closed-session meetings to consider the appointment, employment, evaluation of performance, discipline or dismissal of an employee. In these latter instances, the court indicated that the body need not provide 24-hour notice to the individuals in question. Thus, when complaints or charges are not pending, this office opined that the Act permits the holding of a closed session to discuss an employee's job performance irrespective of the employee's desires. (61 Ops.Cal.Atty.Gen. 283, 291(1978).) In *Duval v. Board of Trustees* (2001) 93 Cal.App.4th 902, 909-910, the court found that an employee evaluation could – be comprehensive or focus on specific instances of conduct; include consideration of the process to be followed in conducting the evaluation; provide feedback to the employee; and, establish goals for future performance.

In *Fischer v. Los Angeles Unified School Dist.* (1999) 70 Cal.App.4th 87, 101-102, the court concluded that charges or complaints brought against a person generally involve something in the nature of an accusation. An evaluation of performance conducted in the normal course of the employer's business usually does not involve communications resembling an accusation. Thus, a review of a probationary employee to determine whether permanent status will be conferred does not involve complaints or charges since no cause need be shown, no reason given and no appeal granted. Under these circumstances, the employee has no right to be present in a closed session to consider whether to grant permanent status. (See also 78 Ops.Cal.Atty.Gen. 218 (1995) [review of evaluation and denial of tenure]; *Furtado v. Sierra Community College* (1998) 68 Cal.App.4th 876 [review of evaluation and dismissal of nontenured employee].) These reviews of probationary teachers retain their evaluative nature even though allegations of misconduct may be a part of the evaluation. These citations are in contrast to *Bell v. Vista Unified School Dist.* (2000) 82 Cal.App.4th 672, where the school superintendent brought a complaint against a teacher before the school board in a context unrelated to a performance evaluation. In that case, the court found that the 24-hour notice was required.

In *Bollinger v. San Diego Civil Service Comm.* (1999) 71 Cal.App.4th 568, an employee was demoted. The demotion was appealed and a hearing officer conducted a hearing and prepared a report for the full reviewing body to consider in closed session. The employee contended that he should have been provided with 24-hour notice of the hearing officer's report and his right to make the hearing public. The court concluded that the body was not hearing complaints or charges, but was merely

deliberating after a proper evidentiary proceeding had been conducted by the hearing officer. The court found that the employee had the opportunity to contest or present any information during the hearing, and therefore, neither due process nor the Brown Act required that he receive notice prior to the closed session. The court found that, as a general matter, the language of the Act and the legislative history supported the conclusion that a body may deliberate in closed session after a public hearing to hear charges and complaints.

Care must be exercised to analyze the status of the individual involved in a closed session subject to the personnel exception. If the person is not an “employee,” all action must be taken in public session. The Act defines the term “employee” to include an officer or an independent contractor who functions as an officer or an employee, but shall not include any elected official, member of a legislative body or other independent contractors. (§ 54957.) Thus, the personnel exception not only applies to civil service employees or their equivalent, it includes department heads and other high-ranking local officers. The exception applies to such officials irrespective of whether they are appointed to an office or merely serve by contract (e.g., contract city attorney). The key issue is whether the individual functions under the normal supervision and reporting requirements for an officer or employee, as opposed to that of an independent contractor who performs a task free of such day to day constraints. Accordingly, an independent contractor who performs a study or constructs a building or project must be selected in an open session of the legislative body. (See, e.g., *Rowen v. Santa Clara Unified School District* (1981) 121 Cal.App.3d 231, 233 [which concluded under prior law that discussions regarding the qualifications of an independent contractor to sell surplus land for the district should have been conducted in public].)

In no case does the term “employee” include elected officers or persons appointed to fill a vacancy of an elected office. Elected officers who are separately appointed to preside over their boards are not employees within the meaning of the Act. Therefore, complaints against such presiding officers may not be discussed in a closed session. (See also 61 Ops.Cal.Atty.Gen. 10 (1978).)

The courts and this office have consistently maintained that the personnel exception must be used in connection with the consideration of a particular employee. The exemption is not available for across-the-board decisions or evaluations of employees, classifications and salary structures. In *Santa Clara Federation of Teachers v. Governing Board* (1981) 116 Cal.App.3d 831, 846, the court concluded that a board’s consideration of a hearing officer’s decision concerning teacher layoff policy must be conducted in open session.

In 63 Ops.Cal.Atty.Gen. 153 (1980), we concluded that abstract discussions concerning the creation of a new administrative position and the workload of existing positions

were inappropriate for a closed session. However, had the workload discussions involved the evaluation of the performance of specific employees, a closed session would have been proper for that portion of the discussion.

In *Lucas v. Board of Trustees* (1971) 18 Cal.App.3d 988, 990, the court determined that a decision not to rehire a district superintendent of a high school district was properly made in closed session. Also, in 59 Ops.Cal.Atty.Gen. 532, 536 (1976), we concluded that the use of a closed session by a school district governing board to discuss and evaluate the performance of its superintendent was appropriate. In both situations, the superintendent was found to be an “employee.”

In *San Diego Union v. City Council* (1983) 146 Cal.App.3d 947, the court broke new ground in delineating the subjects which are appropriate for consideration in closed sessions under the personnel exception. There, the court considered whether the city council could meet in closed session to discuss the job performances and salary levels of certain employees. The court concluded that a closed session was appropriate for the purpose of reviewing an employee’s job performance and making the threshold decision of whether any salary increase should be granted. However, all discussions concerning the amount of any salary increase should be held in public session.

The court specifically rejected the argument that the terms “employment” or “performance” as used in section 54957 should be interpreted to include salary level determinations. The court stated, “Salaries and other terms of compensation constitute municipal budgetary matters of substantial public interest warranting open discussion and eventual electoral public ratification.” (*San Diego Union v. City Council* (1983) 146 Cal.App.3d 947, 955.) The court stated that although an individual’s job performance could be considered in closed session, there were a variety of other factors that must be considered in determining the appropriate salary level (e.g., availability of funds; other funding priorities; relative compensation of similar positions elsewhere, both inside and outside of the jurisdiction).

The *San Diego Union* decision has now been codified in section 54957, which states, “[C]losed sessions held pursuant to this section shall not include discussion or action on proposed compensation except for a reduction of compensation that results from the imposition of discipline.” Although the amount of any proposed increase in an employee’s compensation may not be considered in closed session, the employee’s job performance may be discussed in closed session, including the threshold decision of whether the employee should receive a raise.

To the extent there are bona fide negotiations between a legislative body and an unrepresented individual who is a current or prospective employee of the body, the body may meet with its representative to provide instructions on how to conduct the negotiations. (§ 54957.6.) However, if the board is merely setting the salary without

entering into bona fide negotiations, this section is inapplicable. The instructions to the negotiator may include consideration of an agency's available funds and funding priorities, insofar as such discussions relate to providing instructions to the local agency's negotiator. However, closed sessions under section 54957.6 may not include a final decision concerning an unrepresented employee's compensation.

B. Pending Litigation and the Attorney-Client Privilege

(1) Historical Background

In 1953, the Legislature enacted the Act but did not make any provisions for closed sessions in connection with litigation or the attorney-client privilege. In 1968, the court, in *Sacramento Newspaper Guild v. Sacramento County Bd. of Suprs.* (1968) 263 Cal.App.2d 41, 57, reasoned that the Act was not intended to impliedly repeal preexisting and well-established laws relating to privileges and confidentiality. Accordingly, the attorney-client privilege impliedly authorized closed sessions for legislative bodies to confer with their attorneys.

In 1984, the Legislature enacted SB 2216, chapter 1126, which added section 54956.9 to the Act. That section expressly authorized closed sessions in connection with pending litigation and created specific procedures and definitions for implementing these closed sessions.

In 1987, the Legislature enacted SB 200, chapter 1320, to provide that the expressly authorized exemption regarding pending litigation is the exclusive expression of the attorney-client privilege for purposes of conducting closed-session meetings. The legislation also provided that no closed session may be held unless it is expressly authorized by statute. (§ 54962.) This provision means that other confidentiality privileges may not be relied upon as implicit authorization for closed sessions.

(2) Pending Litigation Exception

The codified pending litigation exception relating to local bodies is contained in section 54956.9. This section authorizes bodies to conduct closed sessions with their legal counsel to discuss pending litigation when discussion in open session would prejudice the agency in that litigation. "Litigation" includes any adjudicatory proceeding, including eminent domain, before a court, administrative body, hearing officer or arbitrator. For the purpose of this section, litigation is pending when any of the following occurs: litigation to which the agency is a party has been initiated formally (§ 54956.9(a); 69 Ops.Cal.Atty.Gen. 232, 240 (1986) [issuance of tentative cease and desist order initiates an adjudicatory proceeding]; the agency has decided or is meeting to

decide whether to initiate litigation (§ 54956.9(c); or in the opinion of the legislative body on advice of its legal counsel, there is a significant exposure to litigation if matters related to specific facts and circumstances are discussed in open session (§ 54956.9(b)(1)). Agencies are also authorized to meet in closed session to consider whether a significant exposure to litigation exists, based on specific facts and circumstances. (§ 54956.9(b)(2); see 71 Ops.Cal.Atty.Gen. 96, 105 (1988) [mere possibility of judicial review does not constitute significant exposure to litigation based on existing facts and circumstances].) For purposes of section 54956.9(b)(1) and (b)(2), “existing facts and circumstances” are specifically defined in section 54956.9(b)(3), along with the requirement to disclose certain information regarding the facts and circumstances prior to the holding of a closed session. (See Chapter IV, part 4(B) of this pamphlet for a description of the disclosure requirements.)

Existing facts and circumstances which create a significant exposure to litigation consist only of the following:

- The agency believes that facts creating significant exposure to litigation are not known to potential plaintiffs. (§ 54956.9(b)(3)(A).
- Facts (e.g., an accident, disaster, incident, or transaction) creating significant exposure to litigation are known to potential plaintiffs. (§ 54956.9(b)(3)(B).)
- A claim or other written communication threatening litigation is received by the agency. (§ 54956.9(b)(3)(C).)
- A person makes a statement in an open and public meeting threatening litigation. (§ 54956.9(b)(3)(D).)
- A person makes a statement outside of an open and public meeting threatening litigation, and an agency official having knowledge of the threat makes a contemporaneous or other record of the statement prior to the meeting. (§ 54956.9(b)(3)(E).)

Prior to conducting a closed session under the pending litigation exception, the body must state on the agenda or publicly announce the subdivision of section 54956.9 which authorizes the session. If litigation has already been initiated, the body must state the title of the litigation unless to do so would jeopardize service of process or settlement negotiations. (§ 54956.9(c).)

In 75 Ops.Cal.Atty.Gen. 14, 20 (1992), this office concluded that the pending litigation exception could be invoked by a body to deliberate upon or take

action concerning the settlement of litigation. The court, in *Sacramento Newspaper Guild*, stated:

“In settlement advice, the attorney’s professional task is to provide his client a frank appraisal of strength and weakness, gains and risks, hopes and fears.” (*Sacramento Newspaper Guild v. Sacramento County Bd. of Suprs.* (1968) 263 Cal.App.2d 41, 56.)

Elaborating on this reasoning, this office’s opinion concluded:

“Unless section 54956.9 were given a strained and unnatural construction, the wording of the statute permits individual members of a legislative body not only to deliberate and exchange opinions *with counsel* but also *among themselves* in the presence of counsel. As we noted in 69 Ops.Cal.Atty.Gen. 232, 239, *supra*, the pending litigation exception fills the need to discuss confidentially with counsel ‘the strength and weaknesses of the local’ agency’s position in the litigation. And as articulated by the court in *Sacramento Newspaper Guild, Inc., supra*, with respect to both ‘settlement and avoidance of litigation,’ these are ‘particularly sensitive activities, whose conduct would be grossly confounded, often made impossible, by indiscriminating insistence on open lawyer-client conferences.’ (263 Cal.App.2d at p. 56.)” (75 Ops.Cal.Atty.Gen. 14, 18-19 (1992).) (Original emphasis.)

The opinion went on to state that a body:

“... must be able to confer with its attorney and then decide in private such matters as the upper and lower limits with respect to settlement, whether to accept a settlement or make a counter offer, or even whether to settle at all. These are matters which will depend upon the strength and weakness of the individual case as developed from conferring with counsel. A local agency of necessity must be able to decide and instruct its counsel with respect to these matters in private.” (75 Ops.Cal.Atty.Gen. 14, 19-20 (1992).)

This interpretation is supported by section 54957.1(a)(3), which requires the body to disclose settlements where the body accepts a signed settlement agreement in closed session unless the agreement must be approved by another party or the court. Under the pending litigation exception, it appears that a

body generally must be a party or a potential party to litigation in order to meet in closed session with its attorney. In addition, it is possible that a legislative body may receive advice from its legal counsel concerning the body's participation in litigation as an *amicus curiae*, even though the language of section 54956.9 does not clearly authorize a closed session in such circumstances. (§ 54957.1.) When a government entity such as a city or a county is sued, or when government officials such as a city council or a board of supervisors are sued in their official capacities, questions may arise concerning what other city or county entities or officials may be considered parties for purposes of the pending litigation exception. 67 Ops.Cal.Atty.Gen. 111, 116-117 (1984), which was issued prior to the enactment of section 54956.9, suggests that when the county is a party to a lawsuit, an advisory body to the board of supervisors on the general subject matter of the lawsuit also may be a party or a potential party for the purposes of conducting a closed-session meeting to receive advice from its attorney.

In 69 Ops.Cal.Atty.Gen. 232 (1986), this office considered the circumstances in which a decision by one city body to meet in public on matters related to pending litigation waived the right of all other bodies of that city to conduct closed sessions concerning the same pending litigation. Our opinion concluded that one city body's decision to meet in public session regarding pending litigation is not necessarily a bar to other city bodies who wish to exercise their right to confer with their attorney in closed session. Specifically, we concluded that the city public works board did not and could not waive the city council's right to meet with its attorney in closed session.

Lastly, it should be emphasized that the purpose of the pending litigation exception is to permit a body to meet with its attorney under certain defined circumstances. If the attorney is not present (either in person or by teleconference means), the closed session may not be conducted. It should also be emphasized that the purpose of the exception is to permit the body to receive legal advice and make litigation decisions only; it is not to be used as a subterfuge to reach nonlitigation oriented policy decisions. (71 Ops.Cal.Atty.Gen. 96, 104-105 (1988).)

Since the purpose of the pending litigation exception is to protect confidential attorney-client communications, our opinion in 62 Ops.Cal.Atty.Gen. 150 (1979) continues to be applicable insofar as it concluded that nonconfidential communications between an attorney and his or her client are not protected. In that opinion, two boards which were adversaries in a lawsuit, along with their counsel, sought to meet in closed session for purposes of negotiating a settlement to that lawsuit. Thus, it was the negotiations, rather than confidential communications between the lawyer and the client, which the

bodies sought to protect. Accordingly, we concluded that a closed session was not appropriate for these negotiations.

This office also concluded that Evidence Code section 1152 (which renders inadmissible for the purpose of proving liability, evidence of the conduct or statements of a litigant during settlement negotiations) does not authorize the holding of a joint closed session between two legislative bodies, engaged in litigation against each other, for the purpose of conducting settlement negotiations. Section 1152 has as its purpose the fostering of settlements of disputes rather than the protection of confidential communications. (62 Ops.Cal.Atty.Gen. 150, 154-155 (1979).)

Settlement negotiations, however, may be conducted by the attorneys for the respective litigating bodies, and a closed session, pursuant to the pending litigation exception, may be held by each body to consult with its attorney about the settlement. (62 Ops.Cal.Atty.Gen. 150, 154-155 (1979).)

It is important to remember that the requirements of the pending litigation exception only apply to communications in the context of a meeting. Written one way confidential attorney-client advice is not a meeting, and therefore, is not subject to the Brown Act. (*Roberts v. City of Palmdale* (1993) 5 Cal.4th 363; see page 15 of this pamphlet.) Also, negotiations conducted by a limited term ad hoc advisory committee comprised solely of less than a quorum of the body is not subject to the Act. (See page 5 of this pamphlet.) To the extent that either of these avenues is pursued one must be careful to avoid serial communications that would constitute a violation of the Act. (See page 11 of this pamphlet.)

C. Real Property Negotiations Exception

The Act contains provisions concerning the circumstances under which a body may meet in closed session to grant authority to its negotiator concerning the price and terms of payment in real property negotiations. (§ 54956.8.) Since the Act requires the body to report, at the conclusion of the closed session, the approval of an agreement concluding real property negotiations where the body's action renders the agreement final, the body's power to grant authority to its negotiator also includes the power to finalize any agreement so negotiated. (§§ 54956.8 and 54957.1.)

The exception for real property negotiations permits the body to meet in closed session to advise its negotiator concerning the "price" and "terms of payment" in connection with the purchase, sale, lease or exchange of property by or for the agency. In *Kleitman v. Superior Court* (1999) 74 Cal.App.4th 324, the court indicated that the purpose for the exception arises out of the realities of the commercial market place and the need

to prevent the person with whom the local government is negotiating from sitting in on the session at which the negotiating terms are developed. (*Kleitman v. Superior Court* (1999) 74 Cal.App.4th 324, 331; see also *Shapiro v. San Diego City Council* (2002) 96 Cal.App.4th 904.)

The closed session, however, must be preceded by an open session in which the body identifies the real property in question, the individual who will act as its negotiator, and the persons with whom its negotiator may negotiate. In 73 Ops.Cal.Atty.Gen. 1, 5 (1990), this office concluded that a district interested in purchasing property could not identify 700 prospective parcels, but must specifically identify the actual parcels subject to negotiation so that the public would have the opportunity to voice any objection to the proposed transaction. Eminent domain proceedings are not subject to section 54956.8, and a body may hold closed sessions to discuss eminent domain proceedings with its attorney under the pending litigation exception.

Depending on the circumstances, the agency may designate a member of the body, a staff person, the agency's attorney or another person to serve as its negotiator.

D. Labor Negotiations Exception

The Act provides for closed sessions to enable a legislative body to meet with its negotiator concerning discussions with employee organizations and unrepresented employees regarding salaries and fringe benefits. (§ 54957.6(a).) However, prior to the closed session, the body must meet in open session and identify its negotiators. The purpose of the closed session is to permit the body to review its position and instruct its negotiator concerning the conduct of labor negotiations with current or prospective employees. During the closed session, the legislative body may approve an agreement concluding labor negotiations with its represented employees. (See § 54957.1(a)(6).) However, closed sessions with the negotiator may not include final action on the proposed compensation of one or more unrepresented employees.

The scope of the closed session held with the negotiator pursuant to section 54957.6 is limited to issues concerning salaries, salary schedules, and compensation paid in the form of fringe benefits. In addition, for represented employees, the legislative body also may grant authority to its negotiator concerning any other matter within the statutorily-provided scope of representation. Closed session discussions under the labor negotiations exception may include consideration of an agency's available funds and funding priorities, so long as such discussions relate to providing instructions to the local agency's designated negotiator. It should be emphasized that the labor negotiations exception applies only to actual bona fide labor negotiations, and a closed session may not be conducted where a legislative body merely wishes to set the salary of an employee.

The body may appoint from its membership one or more members constituting less than a quorum, to act as its negotiator, with whom it may meet and confer in closed session under the provisions of section 54957.6. (57 Ops.Cal.Atty.Gen. 209, 212 (1974).) However, if a body decides to conduct its meet-and-confer sessions itself without using a negotiator, the legislative body may not meet in closed session to review and decide upon its bargaining position. (57 Ops.Cal.Atty.Gen. 209, 212 (1974).) In addition, the legislative body as a whole may meet in closed session with a state conciliator who has intervened in the negotiations. (§ 54957.6(a); see also, 51 Ops.Cal.Atty.Gen. 201 (1968).)

For purposes of section 54957.6, the term “employee” not only refers to rank and file, but also includes an officer or an independent contractor who functions as an officer or employee. The term “employee” does not include any elected official, member of a legislative body, or other independent contractors. (§ 54957.6(b).)

E. Public Security Exception

The Act permits local agencies to meet in closed session with the Attorney General, district attorney, agency counsel, sheriff, or chief of police or their deputies, or a security consultant or a security operations manager on matters posing a threat to the security of public buildings, a threat to the security of essential public services, including water, drinking water, wastewater treatment, natural gas service, and electric service, or a threat to the public’s right of access to public services or public facilities. (§ 54957.)

F. License Application Exception

The Act establishes special provisions for the consideration of license applications by persons with criminal records. (§ 54956.7.)

3. Minute Book

The Act provides for the discretionary keeping of a minute book with respect to closed sessions. (§ 54957.2.) The minute book is confidential and shall be available only to members of the legislative body or to a court in connection with litigation involving an alleged violation of the Act during a closed session. (§ 54957.2.) Neither the minute book nor the information which it memorializes may be released by the body’s members. (Cal.Atty.Gen., Indexed Letter, No. IL 76-201 (October 20, 1976).) However, the minutes of an improper closed session are not confidential. (*Register Div. of Freedom Newspapers, Inc. v. County of Orange* (1984) 158 Cal.App.3d 893, 907-908.)

Under the Act, the recording of closed sessions is authorized by section 54957.2 only to the extent that such recording is accomplished with the knowledge or consent of the other participants in the closed session, pursuant to the requirements of Penal Code section 632. (62 Ops.Cal.Atty.Gen. 292 (1979).)

CHAPTER VII.

PENALTIES AND REMEDIES FOR VIOLATION OF THE ACT

If a person or member of the media believes a violation of open meeting laws has occurred or is about to occur, he or she may wish to contact the local body, the attorney for that body, a superior agency or the district attorney. If such contacts are not successful in resolving the concerns, the complainant may wish to consider one of the remedies or penalties provided by the Legislature to combat violations of the Act. These include criminal penalties, civil injunctive relief and the award of attorney's fees. In addition, with certain statutory exceptions, actions taken in violation of the Brown Act may be declared null and void by a court.

1. Criminal Penalties

The Act provides criminal misdemeanor penalties for certain violations. Specifically, the Act punishes attendance by a member of a body at a meeting where action is taken in violation of the Act, and where the member intends to deprive the public of information to which the member knows or has reason to know the public is entitled. (§ 54959.) The term "action taken" as defined by section 54952.6 includes a collective decision, commitment or promise by a majority of the members of a body. The fact that the decision is tentative rather than final does not shield participants from criminal liability; whether "action" within the meaning of the statute was taken would be a factual question in each case. (61 Ops.Cal.Atty.Gen. 283, 292-293 (1978).) Mere deliberation without the taking of some action will not trigger a criminal penalty.

2. Civil Remedies

A. Injunctive, Mandatory or Declaratory Relief

The Act provides two distinct types of civil remedies:

- (1) Injunction, mandamus or declaratory relief to prevent or stop violations or threatened violations. (§ 54960.)
- (2) Action to void past acts of the body. (§ 54960.1.)

These remedies are discussed in turn below.

The district attorney or any interested person also may seek injunctive, mandatory or declaratory relief in a superior court. (§ 54960.) An “interested person” may include, in addition to the public, a public entity or its officers. Unlike the criminal remedy, these civil remedies do not require that the body take action or that the members act with a specific intent to deprive the public of information to which the members know that the public is entitled.

In granting complainants the power to seek injunctive, mandatory or declaratory relief, the Legislature indicated on the face of the statute that such remedies were available to stop or prevent violations of the Act. (§ 54960.) This point was reiterated by the California Supreme Court in the case of *Regents of the University of California v. Superior Court* (1999) 20 Cal.4th 509, 522, where it concluded that these remedies were not available to redress the past actions of a body. However, with respect to state agencies, the Legislature quickly acted to supersede this interpretation. (See § 11130.)

A body may not always announce its intended action so as to give rise to an action for injunctive, mandatory or declaratory relief. Under these circumstances, the plaintiff may seek to support its case by demonstrating that a pattern of past conduct indicates the existence of present or future violations. (*Shapiro v. San Diego City Council* (2002) 96 Cal.App.4th 904; *Duval v. Board of Trustees* (2001) 93 Cal.App.4th 902, 906.) Alternatively, the body may seek to demonstrate that there is a current controversy that is evidenced by past practices of the body, and the body has not renounced such practices. (*CAUSE v. City of San Diego* (1997) 56 Cal.App.4th 1024, 1029.) The court indicated that since the city would not admit to a violation it was likely that the current practices would continue. The court in *Common Cause v. Stirling* (1983) 147 Cal.App.3d 518, 524, concluded that courts may presume that a municipality will continue similar practices in light of the city attorney’s refusal to admit the violation.

Where a legislative body has committed a violation of the Act concerning the conduct of closed sessions subject to the Act, a court may order the body to tape record future closed sessions pursuant to the procedures set forth in section 54960(b).

B. Voidability of Action

Either interested persons or the district attorney may seek to have actions taken in violation of the Act declared null and void by a court. (§ 54960.1.) In *Boyle v. City of Redondo Beach* (1999) 70 Cal.App.4th 1109, 1118, the court ruled that merely conferring with and giving direction to staff, where no vote was taken and no decision made, did not constitute action that could be adjudged null and void.

The Act specifically provides that before a suit can be initiated, the complainant must make within 90 days a written demand to the board to cure or correct the violation, unless the action was taken in an open session but in violation of section 54954.2 (agenda requirements), in which case the written demand shall be made within 30 days from the date the action was taken. (§ 54960.1(c)(1); *County of Del Norte v. City of Crescent City* (1999) 71 Cal.App.4th 965, 978; *Bell v. Vista Unified School Dist.* (2000) 82 Cal.App.4th 672, 684.) The Act further provides that if the board refuses or fails to cure or correct a violation of sections 54953, 54954.2, 54954.5, 54954.6, 54956 or 54956.5 within 30 days from receipt of the written demand, the complainant may file a suit to have the action adjudged null and void. (§ 54960.1(c)(3).) Suits under this section must be brought within 15 days after receipt of the body's decision to cure or correct, or not to cure or correct; or 15 days after the expiration of the 30-day period for the body to cure or correct -- whichever is earlier. (§ 54960.1(c)(4); see *Boyle v. City of Redondo Beach* (1999) 70 Cal.App.4th 1109, 1117, fn. 5.) Once an action is challenged, a body nevertheless may cure or correct that action without prejudice and, where a lawsuit has been filed, may have the suit dismissed. (§ 54960.1(e); see *Boyle v. City of Redondo Beach* (1999) 70 Cal.App.4th 1109; *Bell v. Vista Unified School Dist.* (2000) 82 Cal.App.4th 672, 685.) Since a violation may be cured or corrected after a lawsuit has been filed, the plaintiff need not wait for an answer to its demand that a body cure or correct an action before filing suit. (See *Bell v. Vista Unified School Dist.* (2000) 82 Cal.App.4th 672 [where the demand and the lawsuit were filed on the same day].)

Exemptions are provided in connection with decisions involving bonds, taxes and contracts on which there has been detrimental reliance. (§ 54960.1(d).) Also, actions "in substantial compliance" with the requirements of the Brown Act are exempt. (§ 54960.1(d)(1); see *County of Del Norte v. City of Crescent City* (1999) 71 Cal.App.4th 965, 978-979.) Persons having actual notice of matters to be considered at a meeting, within statutorily prescribed time periods in advance of a meeting, are barred from suing to have an action declared null and void. (§ 54960.1(d)(5).)

In a case concerning a similar provision of the open meeting law governing state agencies, the California Supreme Court found that the time deadlines for notification and initiation of a legal action could not be extended, even if the defendant fraudulently concealed violations of the open meeting law. The Court concluded that the time deadlines were intended to balance two conflicting policies: the desire to permit nullification of an agency's decisions on the one hand, and the need not to imperil the finality of agency decisions, on the other. Extension of the time deadlines would disturb this balance. (*Regents of the University of California v. Superior Court* (1999) 20 Cal.4th 509, 527.)

For a summary of the foregoing time deadlines for filing a suit to void an action taken by a body see Appendix A.

C. Attorney Fees

The Act provides for the award of attorney fees. (§ 54960.5.)

The Act provides that a plaintiff may receive attorney fees, but the award is against the agency, not the individual member or members who violated the Act. The defendant agency also may receive attorney fees when it prevails in a final determination and when the proceeding against the agency is frivolous and without merit. (*Sutter Sensible Planning, Inc. v. Board of Supervisors* (1981) 122 Cal.App.3d 813, 825-826; *Frazer v. Dixon Unified School Dist.* (1993) 18 Cal.App.4th 781, 800.)

The provision authorizing the award of attorney fees and court costs applies to both trial court and appellate court litigation. (*Boyle v. City of Redondo Beach* (1999) 70 Cal.App.4th 1109, 1121-1122; *International Longshoremen's & Warehousemen's Union v. Los Angeles Expert Terminal, Inc.* (1999) 69 Cal.App.4th 287, 302-304.) However, the award of fees is in the nature of a sanction and therefore, due process must be observed in the making of the award. Accordingly, the court must make written findings in order for a reviewing court to determine whether the awarding court properly exercised its discretion. (*Boyle v. City of Redondo Beach* (1999) 70 Cal.App.4th 1109.)

In *Common Cause v. Stirling* (1981) 119 Cal.App.3d 658, the trial court measured the petition for attorney fees under section 54960.5 against the standards established in Code of Civil Procedure section 1021.5, regarding the enforcement of an important right affecting the public interest.

Since the trial court concluded that attorney fees would not have been justified under section 1021.5, it refused to grant an award under the Act. The appellate court reversed, stating that even though recoveries would be small under normal principles, the damage was to the public integrity and, therefore, the Legislature had determined that public funds should be made available to pay for attorney fees to enforce these laws. Factors which should be considered in determining whether an award of attorney fees would be "unjust" and, therefore, should not be made, include the effect of such an award on settlement, the necessity for the lawsuit, the lack of injury to the public, the likelihood that the problem would have been solved by other means, and the likelihood that the problem would reoccur in the absence of the lawsuit.

The case was remanded to the trial court which still concluded that the plaintiff was not entitled to attorney fees. The matter once again was appealed, and the appellate court reversed the trial court a second time. (*Common Cause v. Stirling* (1983) 147 Cal.App.3d 518.) The court held that the plaintiff was entitled to attorney fees because it had established a legal principle on behalf of the public.

In *International Longshoremen's & Warehousemen's Union v. Los Angeles Expert Terminal, Inc.* (1999) 69 Cal.App.4th 287, 302, the court upheld an award of attorney fees because without the suit, violations of the Brown Act would have been ongoing. There, a for profit corporation claimed that it was not subject to the Brown Act. Plaintiffs demonstrated that the Act was applicable because the entity was created by a city council in order to exercise delegated governmental authority.

The award of fees may reflect market rates even though the prevailing party's attorney fees were lower. (*International Longshoremen's & Warehousemen's Union v. Los Angeles Expert Terminal, Inc.* (1999) 69 Cal.App.4th 287, 303.)

APPENDIX A

TIME DEADLINES

FOR FILING A SUIT TO VOID AN ACTION TAKEN BY A BODY

An action is taken that a district attorney or interested person believes is in violation of:

- general open meeting requirement (§ 54953)
- agenda requirements for regular meetings (§ 54954.2)
- safe harbor notice provisions for closed sessions (§ 54954.5)
- procedures for new taxes and assessments (§ 54954.6)
- requirements for special meetings (§ 54956)
- requirements for emergency meetings (§ 54956.5)

Complainant must make written demand to the body to cure or correct within:

- A. 30 days of the action if it were in open session, but in violation of agenda requirements.
- B. 90 days of the action in all other situations.

Once the body receives demand, it has 30 days to cure or correct the violation.

If the body fails to cure or correct within this 30-day period, interested person may file suit to void the action.

The action must be filed within 15 days of:

- A. Receipt of decision to cure or correct or refusal to do so.
- B. End of 30-day period to cure or correct.

APPENDIX B

THE RALPH M. BROWN ACT

CONTENTS

§ 54950.	Policy declaration
§ 54950.5.	Title
§ 54951.	Definition of local agency
§ 54952.	Definition of legislative body
§ 54952.1.	Definition of member of a legislative body
§ 54952.2.	Definition of meeting
§ 54952.6.	Definition of action taken
§ 54952.7.	Copies of Act; Distribution
§ 54953.	Open meetings required; Teleconferencing; Secret ballots
§ 54953.1.	Grand jury testimony by members
§ 54953.3.	Conditions to attendance at meetings
§ 54953.2.	Meeting; Disability rights
§ 54953.5.	Recording meetings
§ 54953.6.	Broadcasting meetings
§ 54953.7.	Greater access to meetings permitted
§ 54954.	Notice of regular meetings; Boundary restrictions for all meetings
§ 54954.1.	Agenda information provided by mail; Fee
§ 54954.2.	Agenda requirements; Regular meetings
§ 54954.3.	Public's right to testify at meetings
§ 54954.4.	Reimbursement of costs
§ 54954.5.	Safe harbor agenda for closed sessions
§ 54954.6.	New taxes and/or assessments; Procedural requirements
§ 54955.	Adjournment
§ 54955.1.	Continuance
§ 54956.	Special meetings
§ 54956.5.	Emergency meetings
§ 54956.6.	Fees
§ 54956.7.	Closed session; License application of rehabilitated criminal
§ 54956.8.	Closed session; Real Property negotiations
§ 54956.86.	Closed session; Health claims
§ 54956.87.	Record exempt; Closed session; County health plan
§ 54956.9.	Closed session; Pending litigation
§ 54956.95.	Closed session; Insurance liability
§ 54957.	Closed session; Personnel and threat to public security
§ 54957.1.	Report at conclusion of closed session
§ 54957.2.	Minutes of closed session
§ 54957.5.	Agendas and other materials; Public records

- § 54957.6. Closed session; Labor negotiations
- § 54957.7. Announcement prior to closed sessions
- § 54957.8. Closed session; Multijurisdictional drug enforcement agency
- § 54957.9. Disruption of meeting
- § 54957.10. Closed session; Deferred Compensation Plan; Early withdrawal
- § 54958. Act supercedes conflicting laws
- § 54959. Violation of Act; Criminal penalty
- § 54960. Violation of Act; Civil remedies
- § 54960.1. Violation of Act; Actions declared null and void
- § 54960.5. Costs and attorney fees
- § 54961. Discrimination; Disabled access; Fees for attendance;
Disclosure of victims
- § 54962. Closed session; Express authorization required
- § 54963. Closed session; Disclosure of confidential information

THE RALPH M. BROWN ACT

54950. Policy declaration

In enacting this chapter, the Legislature finds and declares that the public commissions, boards and councils and the other public agencies in this State exist to aid in the conduct of the people's business. It is the intent of the law that their actions be taken openly and that their deliberations be conducted openly.

The people of this State do not yield their sovereignty to the agencies which serve them. The people, in delegating authority, do not give their public servants the right to decide what is good for the people to know and what is not good for them to know. The people insist on remaining informed so that they may retain control over the instruments they have created.

54950.5. Title

This chapter shall be known as the Ralph M. Brown Act.

54951. Definition of local agency

As used in this chapter, "local agency" means a county, city, whether general law or chartered, city and county, town, school district, municipal corporation, district, political subdivision, or any board, commission or agency thereof, or other local public agency.

54952. Definition of legislative body

As used in this chapter, “legislative body” means:

(a) The governing body of a local agency or any other local body created by state or federal statute.

(b) A commission, committee, board, or other body of a local agency, whether permanent or temporary, decisionmaking or advisory, created by charter, ordinance, resolution, or formal action of a legislative body. However, advisory committees, composed solely of the members of the legislative body that are less than a quorum of the legislative body are not legislative bodies, except that standing committees of a legislative body, irrespective of their composition, which have a continuing subject matter jurisdiction, or a meeting schedule fixed by charter, ordinance, resolution, or formal action of a legislative body are legislative bodies for purposes of this chapter.

(c) (1) A board, commission, committee, or other multimember body that governs a private corporation, limited liability company, or other entity that either:

(A) Is created by the elected legislative body in order to exercise authority that may lawfully be delegated by the elected governing body to a private corporation, limited liability company, or other entity.

(B) Receives funds from a local agency and the membership of whose governing body includes a member of the legislative body of the local agency appointed to that governing body as a full voting member by the legislative body of the local agency.

(2) Notwithstanding subparagraph (B) of paragraph (1), no board, commission, committee, or other multimember body that governs a private corporation, limited liability company, or other entity that receives funds from a local agency and, as of February 9, 1996, has a member of the legislative body of the local agency as a full voting member of the governing body of that private corporation, limited liability company, or other entity shall be relieved from the public meeting requirements of this chapter by virtue of a change in status of the full voting member to a nonvoting member.

(d) The lessee of any hospital the whole or part of which is first leased pursuant to subdivision (p) of Section 32121 of the Health and Safety Code after January 1, 1994, where the lessee exercises any material authority of a legislative body of a local agency delegated to it by that legislative body whether the lessee is organized and operated by the local agency or by a delegated authority.

54952.1. Definition of member of a legislative body

Any person elected to serve as a member of a legislative body who has not yet assumed the duties of office shall conform his or her conduct to the requirements of this chapter and shall be treated for purposes of enforcement of this chapter as if he or she has already assumed office.

54952.2. Definition of meeting

(a) As used in this chapter, “meeting” includes any congregation of a majority of the members of a legislative body at the same time and place to hear, discuss, or deliberate upon any item that is within the subject matter jurisdiction of the legislative body or the local agency to which it pertains.

(b) Except as authorized pursuant to Section 54953, any use of direct communication, personal intermediaries, or technological devices that is employed by a majority of the members of the legislative body to develop a collective concurrence as to action to be taken on an item by the members of the legislative body is prohibited.

(c) Nothing in this section shall impose the requirements of this chapter upon any of the following:

(1) Individual contacts or conversations between a member of a legislative body and any other person.

(2) The attendance of a majority of the members of a legislative body at a conference or similar gathering open to the public that involves a discussion of issues of general interest to the public or to public agencies of the type represented by the legislative body, provided that a majority of the members do not discuss among themselves, other than as part of the scheduled program, business of a specified nature that is within the subject matter jurisdiction of the local agency. Nothing in this paragraph is intended to allow members of the public free admission to a conference or similar gathering at which the organizers have required other participants or registrants to pay fees or charges as a condition of attendance.

(3) The attendance of a majority of the members of a legislative body at an open and publicized meeting organized to address a topic of local community concern by a person or organization other than the local agency, provided that a majority of the members do not discuss among themselves, other than as part of the scheduled program, business of a specific nature that is within the subject matter jurisdiction of the legislative body of the local agency.

(4) The attendance of a majority of the members of a legislative body at an open and noticed meeting of another body of the local agency, or at an open and noticed meeting of a legislative body of another local agency, provided that a majority of the members do not discuss among

themselves, other than as part of the scheduled meeting, business of a specific nature that is within the subject matter jurisdiction of the legislative body of the local agency.

(5) The attendance of a majority of the members of a legislative body at a purely social or ceremonial occasion, provided that a majority of the members do not discuss among themselves business of a specific nature that is within the subject matter jurisdiction of the legislative body of the local agency.

(6) The attendance of a majority of the members of a legislative body at an open and noticed meeting of a standing committee of that body, provided that the members of the legislative body who are not members of the standing committee attend only as observers.

54952.6. Definition of action taken

As used in this chapter, “action taken” means a collective decision made by a majority of the members of a legislative body, a collective commitment or promise by a majority of the members of a legislative body to make a positive or a negative decision, or an actual vote by a majority of the members of a legislative body when sitting as a body or entity, upon a motion, proposal, resolution, order or ordinance.

54952.7. Copies of Act; Distribution

A legislative body of a local agency may require that a copy of this chapter be given to each member of the legislative body and any person elected to serve as a member of the legislative body who has not assumed the duties of office. An elected legislative body of a local agency may require that a copy of this chapter be given to each member of each legislative body all or a majority of whose members are appointed by or under the authority of the elected legislative body.

54953. Open meetings required; Teleconferencing; Secret ballots

(a) All meetings of the legislative body of a local agency shall be open and public, and all persons shall be permitted to attend any meeting of the legislative body of a local agency, except as otherwise provided in this chapter.

(b) (1) Notwithstanding any other provision of law, the legislative body of a local agency may use teleconferencing for the benefit of the public and the legislative body of a local agency in connection with any meeting or proceeding authorized by law. The teleconferenced meeting or proceeding shall comply with all requirements of this chapter and all otherwise applicable provisions of law relating to a specific type of meeting or proceeding.

(2) Teleconferencing, as authorized by this section, may be used for all purposes in connection with any meeting within the subject matter jurisdiction of the legislative body. All votes taken during a teleconferenced meeting shall be by rollcall.

(3) If the legislative body of a local agency elects to use teleconferencing, it shall post agendas at all teleconference locations and conduct teleconference meetings in a manner that protects the statutory and constitutional rights of the parties or the public appearing before the legislative body of a local agency. Each teleconference location shall be identified in the notice and agenda of the meeting or proceeding, and each teleconference location shall be accessible to the public. During the teleconference, at least a quorum of the members of the legislative body shall participate from locations within the boundaries of the territory over which the local agency exercises jurisdiction. The agenda shall provide an opportunity for members of the public to address the legislative body directly pursuant to Section 54954.3 at each teleconference location.

(4) For the purposes of this section, “teleconference” means a meeting of a legislative body, the members of which are in different locations, connected by electronic means, through either audio or video, or both. Nothing in this section shall prohibit a local agency from providing the public with additional teleconference locations.

(c) No legislative body shall take action by secret ballot, whether preliminary or final.

54953.2. Meeting; Disability rights

All meetings of a legislative body of a local agency that are open and public shall meet the protections and prohibitions contained in Section 202 of the Americans with Disabilities Act of 1990 (42 U.S.C. Sec. 12132), and the federal rules and regulations adopted in implementation thereof.

54953.1. Grand jury testimony by members

The provisions of this chapter shall not be construed to prohibit the members of the legislative body of a local agency from giving testimony in private before a grand jury, either as individuals or as a body.

54953.3. Conditions to attendance at meetings

A member of the public shall not be required, as a condition to attendance at a meeting of a legislative body of a local agency, to register his or her name, to provide other information, to complete a questionnaire, or otherwise to fulfill any condition precedent to his or her attendance.

If an attendance list, register, questionnaire, or other similar document is posted at or near the entrance to the room where the meeting is to be held, or is circulated to the persons present during the meeting, it shall state clearly that the signing, registering, or completion of the document is voluntary, and that all persons may attend the meeting regardless of whether a person signs, registers, or completes the document.

54953.5. Recording meetings

(a) Any person attending an open and public meeting of a legislative body of a local agency shall have the right to record the proceedings with an audio or video tape recorder or a still or motion picture camera in the absence of a reasonable finding by the legislative body of the local agency that the recording cannot continue without noise, illumination, or obstruction of view that constitutes, or would constitute, a persistent disruption of the proceedings.

(b) Any tape or film record of an open and public meeting made for whatever purpose by or at the direction of the local agency shall be subject to inspection pursuant to the California Public Records Act (Chapter 3.5 (commencing with Section 6250) of Division 7 of Title 1), but, notwithstanding Section 34090, may be erased or destroyed 30 days after the taping or recording. Any inspection of a video or tape recording shall be provided without charge on a video or tape player made available by the local agency.

54953.6. Broadcasting meetings

No legislative body of a local agency shall prohibit or otherwise restrict the broadcast of its open and public meetings in the absence of a reasonable finding that the broadcast cannot be accomplished without noise, illumination, or obstruction of view that would constitute a persistent disruption of the proceedings.

54953.7. Greater access to meetings permitted

Notwithstanding any other provision of law, legislative bodies of local agencies may impose requirements upon themselves which allow greater access to their meetings than prescribed by the minimal standards set forth in this chapter. In addition thereto, an elected legislative body of a local agency may impose such requirements on those appointed legislative bodies of the local agency of which all or a majority of the members are appointed by or under the authority of the elected legislative body.

54954. Notice of regular meetings; Boundary restrictions for all meetings

(a) Each legislative body of a local agency, except for advisory committees or standing committees, shall provide, by ordinance, resolution, bylaws, or by whatever other rule is required for the conduct of business by that body, the time and place for holding regular meetings. Meetings of advisory committees or standing committees, for which an agenda is posted at least 72 hours in advance of the meeting pursuant to subdivision (a) of Section 54954.2, shall be considered for purposes of this chapter as regular meetings of the legislative body.

(b) Regular and special meetings of the legislative body shall be held within the boundaries of the territory over which the local agency exercises jurisdiction, except to do any of the following:

(1) Comply with state or federal law or court order, or attend a judicial or administrative proceeding to which the local agency is a party.

(2) Inspect real or personal property which cannot be conveniently brought within the boundaries of the territory over which the local agency exercises jurisdiction provided that the topic of the meeting is limited to items directly related to the real or personal property.

(3) Participate in meetings or discussions of multiagency significance that are outside the boundaries of a local agency's jurisdiction. However, any meeting or discussion held pursuant to this subdivision shall take place within the jurisdiction of one of the participating local agencies and be noticed by all participating agencies as provided for in this chapter.

(4) Meet in the closest meeting facility if the local agency has no meeting facility within the boundaries of the territory over which the local agency exercises jurisdiction, or at the principal office of the local agency if that office is located outside the territory over which the agency exercises jurisdiction.

(5) Meet outside their immediate jurisdiction with elected or appointed officials of the United States or the State of California when a local meeting would be impractical, solely to discuss a legislative or regulatory issue affecting the local agency and over which the federal or state officials have jurisdiction.

(6) Meet outside their immediate jurisdiction if the meeting takes place in or nearby a facility owned by the agency, provided that the topic of the meeting is limited to items directly related to the facility.

(7) Visit the office of the local agency's legal counsel for a closed session on pending litigation held pursuant to Section 54956.9, when to do so would reduce legal fees or costs.

(c) Meetings of the governing board of a school district shall be held within the district except under the circumstances enumerated in subdivision (b), or to do any of the following:

(1) Attend a conference on nonadversarial collective bargaining techniques.

(2) Interview members of the public residing in another district with reference to the trustees' potential employment of the superintendent of that district.

(3) Interview a potential employee from another district.

(d) Meetings of a joint powers authority shall occur within the territory of at least one of its member agencies, or as provided in subdivision (b). However, a joint powers authority which has members throughout the state may meet at any facility in the state which complies with the requirements of Section 54961.

(e) If, by reason of fire, flood, earthquake, or other emergency, it shall be unsafe to meet in the place designated, the meetings shall be held for the duration of the emergency at the place designated by the presiding officer of the legislative body or his or her designee in a notice to the local media that have requested notice pursuant to Section 54956, by the most rapid means of communication available at the time.

54954.1. Agenda information provided by mail; Fee

Any person may request that a copy of the agenda, or a copy of all the documents constituting the agenda packet, of any meeting of a legislative body be mailed to that person. If requested, the agenda and documents in the agenda packet shall be made available in appropriate alternative formats to persons with a disability, as required by Section 202 of the Americans with Disabilities Act of 1990 (42 U.S.C. Sec. 12132), and the federal rules and regulations adopted in implementation thereof. Upon receipt of the written request, the legislative body or its designee shall cause the requested materials to be mailed at the time the agenda is posted pursuant to Section 54954.2 and 54956 or upon distribution to all, or a majority of all, of the members of a legislative body, whichever occurs first. Any request for mailed copies of agendas or agenda packets shall be valid for the calendar year in which it is filed, and must be renewed following January 1 of each year. The legislative body may establish a fee for mailing the agenda or agenda packet, which fee shall not exceed the cost of providing the service. Failure of the requesting person to receive the agenda or agenda packet pursuant to this section shall not constitute grounds for invalidation of the actions of the legislative body taken at the meeting for which the agenda or agenda packet was not received.

54954.2. Agenda requirements; Regular meetings

(a) At least 72 hours before a regular meeting, the legislative body of the local agency, or its designee, shall post an agenda containing a brief general description of each item of business to be transacted or discussed at the meeting, including items to be discussed in closed session. A brief general description of an item generally need not exceed 20 words. The agenda shall specify the time and location of the regular meeting and shall be posted in a location that is freely accessible to members of the public. If requested, the agenda shall be made available in appropriate alternative formats to persons with a disability, as required by Section 202 of the Americans with Disabilities Act of 1990 (42 U.S.C. Sec. 12132), and the federal rules and regulations adopted in implementation thereof. The agenda shall include information regarding how, to whom, and when a request for disability-related modification or accommodation, including auxiliary aids or services may be made by a person with a disability who requires a modification or accommodation in order to participate in the public meeting.

No action or discussion shall be undertaken on any item not appearing on the posted agenda, except that members of a legislative body or its staff may briefly respond to statements made or questions posed by persons exercising their public testimony rights under Section 54954.3. In addition, on their own initiative or in response to questions posed by the public, a member of a legislative body or its staff may ask a question for clarification, make a brief announcement, or make a brief report on

his or her own activities. Furthermore, a member of a legislative body, or the body itself, subject to rules or procedures of the legislative body, may provide a reference to staff or other resources for factual information, request staff to report back to the body at a subsequent meeting concerning any matter, or take action to direct staff to place a matter of business on a future agenda.

(b) Notwithstanding subdivision (a), the legislative body may take action on items of business not appearing on the posted agenda under any of the conditions stated below. Prior to discussing any item pursuant to this subdivision, the legislative body shall publicly identify the item.

(1) Upon a determination by a majority vote of the legislative body that an emergency situation exists, as defined in Section 54956.5.

(2) Upon a determination by a two-thirds vote of the members of the legislative body present at the meeting, or, if less than two-thirds of the members are present, a unanimous vote of those members present, that there is a need to take immediate action and that the need for action came to the attention of the local agency subsequent to the agenda being posted as specified in subdivision (a).

(3) The item was posted pursuant to subdivision (a) for a prior meeting of the legislative body occurring not more than five calendar days prior to the date action is taken on the item, and at the prior meeting the item was continued to the meeting at which action is being taken.

54954.3. Public's right to testify at meetings

(a) Every agenda for regular meetings shall provide an opportunity for members of the public to directly address the legislative body on any item of interest to the public, before or during the legislative body's consideration of the item, that is within the subject matter jurisdiction of the legislative body, provided that no action shall be taken on any item not appearing on the agenda unless the action is otherwise authorized by subdivision (b) of Section 54954.2. However, the agenda need not provide an opportunity for members of the public to address the legislative body on any item that has already been considered by a committee, composed exclusively of members of the legislative body, at a public meeting wherein all interested members of the public were afforded the opportunity to address the committee on the item, before or during the committee's consideration of the item, unless the item has been substantially changed since the committee heard the item, as determined by the legislative body. Every notice for a special meeting shall provide an opportunity for members of the public to directly address the legislative body concerning any item that has been described in the notice for the meeting before or during consideration of that item.

(b) The legislative body of a local agency may adopt reasonable regulations to ensure that the intent of subdivision (a) is carried out, including, but not limited to, regulations limiting the total amount of time allocated for public testimony on particular issues and for each individual speaker.

(c) The legislative body of a local agency shall not prohibit public criticism of the policies, procedures, programs, or services of the agency, or of the acts or omissions of the legislative body. Nothing in this subdivision shall confer any privilege or protection for expression beyond that otherwise provided by law.

54954.4. Reimbursement of costs

(a) The Legislature hereby finds and declares that Section 12 of Chapter 641 of the Statutes of 1986, authorizing reimbursement to local agencies and school districts for costs mandated by the state pursuant to that act, shall be interpreted strictly. The intent of the Legislature is to provide reimbursement for only those costs which are clearly and unequivocally incurred as the direct and necessary result of compliance with Chapter 641 of the Statutes of 1986.

(b) In this regard, the Legislature directs all state employees and officials involved in reviewing or authorizing claims for reimbursement, or otherwise participating in the reimbursement process, to rigorously review each claim and authorize only those claims, or parts thereof, which represent costs which are clearly and unequivocally incurred as the direct and necessary result of compliance with Chapter 641 of the Statutes of 1986 and for which complete documentation exists. For purposes of Section 54954.2, costs eligible for reimbursement shall only include the actual cost to post a single agenda for any one meeting.

(c) The Legislature hereby finds and declares that complete, faithful, and uninterrupted compliance with the Ralph M. Brown Act (Chapter 9 (commencing with Section 54950) of Part 1 of Division 2 of Title 5 of the Government Code) is a matter of overriding public importance. Unless specifically stated, no future Budget Act, or related budget enactments, shall, in any manner, be interpreted to suspend, eliminate, or otherwise modify the legal obligation and duty of local agencies to fully comply with Chapter 641 of the Statutes of 1986 in a complete, faithful, and uninterrupted manner.

54954.5. Safe harbor agenda for closed sessions

For purposes of describing closed session items pursuant to Section 54954.2, the agenda may describe closed sessions as provided below. No legislative body or elected official shall be in violation of Section 54954.2 or 54956 if the closed session items were described in substantial compliance with this section. Substantial compliance is satisfied by including the information provided below, irrespective of its format.

(a) With respect to a closed session held pursuant to Section 54956.7:

LICENSE/PERMIT DETERMINATION

Applicant(s): (Specify number of applicants)

(b) With respect to every item of business to be discussed in closed session pursuant to Section 54956.8:

CONFERENCE WITH REAL PROPERTY NEGOTIATORS

Property: (Specify street address, or if no street address, the parcel number or other unique reference, of the real property under negotiation)

Agency negotiator: (Specify names of negotiators attending the closed session) (If circumstances necessitate the absence of a specified negotiator, an agent or designee may participate in place of the absent negotiator so long as the name of the agent or designee is announced at an open session held prior to the closed session.)

Negotiating parties: (Specify name of party (not agent))

Under negotiation: (Specify whether instruction to negotiator will concern price, terms of payment, or both)

(c) With respect to every item of business to be discussed in closed session pursuant to Section 54956.9:

CONFERENCE WITH LEGAL COUNSEL--EXISTING LITIGATION (Subdivision (a) of Section 54956.9)

Name of case: (Specify by reference to claimant's name, names of parties, case or claim numbers)

or

Case name unspecified: (Specify whether disclosure would jeopardize service of process or existing settlement negotiations)

CONFERENCE WITH LEGAL COUNSEL--ANTICIPATED LITIGATION

Significant exposure to litigation pursuant to subdivision (b) of Section 54956.9: (Specify number of potential cases)

(In addition to the information noticed above, the agency may be required to provide additional information on the agenda or in an oral statement prior to the closed session pursuant to subparagraphs (B) to (E), inclusive, of paragraph (3) of subdivision (b) of Section 54956.9.)

Initiation of litigation pursuant to subdivision (c) of Section 54956.9: (Specify number of potential cases)

(d) With respect to every item of business to be discussed in closed session pursuant to Section 54956.95:

LIABILITY CLAIMS

Claimant: (Specify name unless unspecified pursuant to Section 54961)

Agency claimed against: (Specify name)

(e) With respect to every item of business to be discussed in closed session pursuant to Section 54957:

THREAT TO PUBLIC SERVICES OR FACILITIES

Consultation with: (Specify name of law enforcement agency and title of officer, or name of applicable agency representative and title)

PUBLIC EMPLOYEE APPOINTMENT

Title: (Specify description of position to be filled)

PUBLIC EMPLOYMENT

Title: (Specify description of position to be filled)

PUBLIC EMPLOYEE PERFORMANCE EVALUATION

Title: (Specify position title of employee being reviewed)

PUBLIC EMPLOYEE DISCIPLINE/DISMISSAL/RELEASE

(No additional information is required in connection with a closed session to consider discipline, dismissal, or release of a public employee. Discipline includes potential reduction of compensation.)

(f) With respect to every item of business to be discussed in closed session pursuant to Section 54957.6:

CONFERENCE WITH LABOR NEGOTIATORS

Agency designated representatives: (Specify names of designated representatives attending the closed session) (If circumstances necessitate the absence of a specified designated representative, an agent or designee may participate in place of the absent representative so long as the name of the agent or designee is announced at an open session held prior to the closed session.)

Employee organization: (Specify name of organization representing employee or employees in question)

or

Unrepresented employee: (Specify position title of unrepresented employee who is the subject of the negotiations)

- (g) With respect to closed sessions called pursuant to Section 54957.8:

CASE REVIEW/PLANNING

(No additional information is required in connection with a closed session to consider case review or planning.)

- (h) With respect to every item of business to be discussed in closed session pursuant to Sections 1461, 32106, and 32155 of the Health and Safety Code or Sections 37606 and 37624.3 of the Government Code:

REPORT INVOLVING TRADE SECRET

Discussion will concern: (Specify whether discussion will concern proposed new service, program, or facility)

Estimated date of public disclosure: (Specify month and year)

HEARINGS

Subject matter: (Specify whether testimony/deliberation will concern staff privileges, report of medical audit committee, or report of quality assurance committee)

- (i) With respect to every item of business to be discussed in closed session pursuant to Section 54956.86:

CHARGE OR COMPLAINT INVOLVING INFORMATION PROTECTED BY
FEDERAL LAW

(No additional information is required in connection with a closed session to discuss a charge or complaint pursuant to Section 54956.86.)

54954.6. New taxes and/or assessments; Procedural requirements

(a) (1) Before adopting any new or increased general tax or any new or increased assessment, the legislative body of a local agency shall conduct at least one public meeting at which local officials shall allow public testimony regarding the proposed new or increased general tax or new or increased assessment in addition to the noticed public hearing at which the legislative body proposes to enact or increase the general tax or assessment.

For purposes of this section, the term “new or increased assessment” does not include any of the following:

(A) A fee that does not exceed the reasonable cost of providing the services, facilities, or regulatory activity for which the fee is charged.

(B) A service charge, rate, or charge, unless a special district’s principal act requires the service charge, rate, or charge to conform to the requirements of this section.

(C) An ongoing annual assessment if it is imposed at the same or lower amount as any previous year.

(D) An assessment that does not exceed an assessment formula or range of assessments previously specified in the notice given to the public pursuant to subparagraph (G) of paragraph (2) of subdivision (c) and that was previously adopted by the agency or approved by the voters in the area where the assessment is imposed.

(E) Standby or immediate availability charges.

(2) The legislative body shall provide at least 45 days’ public notice of the public hearing at which the legislative body proposes to enact or increase the general tax or assessment. The legislative body shall provide notice for the public meeting at the same time and in the same document as the notice for the public hearing, but the meeting shall occur prior to the hearing.

(b) (1) The joint notice of both the public meeting and the public hearing required by subdivision (a) with respect to a proposal for a new or increased general tax shall be accomplished by placing a display advertisement of at least one-eighth page in a newspaper of general circulation for three weeks pursuant to Section 6063 and by a first-class mailing to those interested parties who have filed a written request with the local agency for mailed notice of public meetings or hearings on new

or increased general taxes. The public meeting pursuant to subdivision (a) shall take place no earlier than 10 days after the first publication of the joint notice pursuant to this subdivision. The public hearing shall take place no earlier than seven days after the public meeting pursuant to this subdivision. Notwithstanding paragraph (2) of subdivision (a), the joint notice need not include notice of the public meeting after the meeting has taken place. The public hearing pursuant to subdivision (a) shall take place no earlier than 45 days after the first publication of the joint notice pursuant to this subdivision. Any written request for mailed notices shall be effective for one year from the date on which it is filed unless a renewal request is filed. Renewal requests for mailed notices shall be filed on or before April 1 of each year. The legislative body may establish a reasonable annual charge for sending notices based on the estimated cost of providing the service.

(2) The notice required by paragraph (1) of this subdivision shall include, but not be limited to, the following:

(A) The amount or rate of the tax. If the tax is proposed to be increased from any previous year, the joint notice shall separately state both the existing tax rate and the proposed tax rate increase.

(B) The activity to be taxed.

(C) The estimated amount of revenue to be raised by the tax annually.

(D) The method and frequency for collecting the tax.

(E) The dates, times, and locations of the public meeting and hearing described in subdivision (a).

(F) The phone number and address of an individual, office, or organization that interested persons may contact to receive additional information about the tax.

(c) (1) The joint notice of both the public meeting and the public hearing required by subdivision (a) with respect to a proposal for a new or increased assessment on real property shall be accomplished through a mailing, postage prepaid, in the United States mail and shall be deemed given when so deposited. The public meeting pursuant to subdivision (a) shall take place no earlier than 10 days after the joint mailing pursuant to this subdivision. The public hearing shall take place no earlier than seven days after the public meeting pursuant to this subdivision. The envelope or the cover of the mailing shall include the name of the local agency and the return address of the sender. This mailed notice shall be in at least 10-point type and shall be given to all property owners proposed to be subject to the new or increased assessment by a mailing by name to those persons whose names and addresses appear on the last equalized county assessment roll or the State Board of Equalization assessment roll, as the case may be.

(2) The joint notice required by paragraph (1) of this subdivision shall include, but not be limited to, the following:

(A) The estimated amount of the assessment per parcel. If the assessment is proposed to be increased from any previous year, the joint notice shall separately state both the amount of the existing assessment and the proposed assessment increase.

(B) A general description of the purpose or improvements that the assessment will fund.

(C) The address to which property owners may mail a protest against the assessment.

(D) The phone number and address of an individual, office, or organization that interested persons may contact to receive additional information about the assessment.

(E) A statement that a majority protest will cause the assessment to be abandoned if the assessment act used to levy the assessment so provides. Notice shall also state the percentage of protests required to trigger an election, if applicable.

(F) The dates, times, and locations of the public meeting and hearing described in subdivision (a).

(G) A proposed assessment formula or range as described in subparagraph (D) of paragraph (1) of subdivision (a) if applicable and that is noticed pursuant to this section.

(3) Notwithstanding paragraph (1), in the case of an assessment that is proposed exclusively for operation and maintenance expenses imposed throughout the entire local agency, or exclusively for operation and maintenance assessments proposed to be levied on 50,000 parcels or more, notice may be provided pursuant to this subdivision or pursuant to paragraph (1) of subdivision (b) and shall include the estimated amount of the assessment of various types, amounts, or uses of property and the information required by subparagraphs (B) to (G), inclusive, of paragraph (2) of subdivision (c).

(4) Notwithstanding paragraph (1), in the case of an assessment proposed to be levied pursuant to Part 2 (commencing with Section 22500) of Division 2 of the Streets and Highways Code by a regional park district, regional park and open-space district, or regional open-space district formed pursuant to Article 3 (commencing with Section 5500) of Chapter 3 of Division 5 of, or pursuant to Division 26 (commencing with Section 35100) of, the Public Resources Code, notice may be provided pursuant to paragraph (1) of subdivision (b).

(d) The notice requirements imposed by this section shall be construed as additional to, and not to supersede, existing provisions of law, and shall be applied concurrently with the existing provisions so as to not delay or prolong the governmental decisionmaking process.

(e) This section shall not apply to any new or increased general tax or any new or increased assessment that requires an election of either of the following:

(1) The property owners subject to the assessment.

(2) The voters within the local agency imposing the tax or assessment.

(f) Nothing in this section shall prohibit a local agency from holding a consolidated meeting or hearing at which the legislative body discusses multiple tax or assessment proposals.

(g) The local agency may recover the reasonable costs of public meetings, public hearings, and notice required by this section from the proceeds of the tax or assessment. The costs recovered for these purposes, whether recovered pursuant to this subdivision or any other provision of law, shall not exceed the reasonable costs of the public meetings, public hearings, and notice.

(h) Any new or increased assessment that is subject to the notice and hearing provisions of Article XIIC or XIID of the California Constitution is not subject to the notice and hearing requirements of this section.

54955. Adjournment

The legislative body of a local agency may adjourn any regular, adjourned regular, special or adjourned special meeting to a time and place specified in the order of adjournment. Less than a quorum may so adjourn from time to time. If all members are absent from any regular or adjourned regular meeting the clerk or secretary of the legislative body may declare the meeting adjourned to a stated time and place and he shall cause a written notice of the adjournment to be given in the same manner as provided in Section 54956 for special meetings, unless such notice is waived as provided for special meetings. A copy of the order or notice of adjournment shall be conspicuously posted on or near the door of the place where the regular, adjourned regular, special or adjourned special meeting was held within 24 hours after the time of the adjournment. When a regular or adjourned regular meeting is adjourned as provided in this section, the resulting adjourned regular meeting is a regular meeting for all purposes. When an order of adjournment of any meeting fails to state the hour at which the adjourned meeting is to be held, it shall be held at the hour specified for regular meetings by ordinance, resolution, bylaw, or other rule.

54955.1. Continuance

Any hearing being held, or noticed or ordered to be held, by a legislative body of a local agency at any meeting may by order or notice of continuance be continued or recontinued to any subsequent

meeting of the legislative body in the same manner and to the same extent set forth in Section 54955 for the adjournment of meetings; provided, that if the hearing is continued to a time less than 24 hours after the time specified in the order or notice of hearing, a copy of the order or notice of continuance of hearing shall be posted immediately following the meeting at which the order or declaration of continuance was adopted or made.

54956. Special meetings

A special meeting may be called at any time by the presiding officer of the legislative body of a local agency, or by a majority of the members of the legislative body, by delivering written notice to each member of the legislative body and to each local newspaper of general circulation and radio or television station requesting notice in writing. The notice shall be delivered personally or by any other means and shall be received at least 24 hours before the time of the meeting as specified in the notice. The call and notice shall specify the time and place of the special meeting and the business to be transacted or discussed. No other business shall be considered at these meetings by the legislative body. The written notice may be dispensed with as to any member who at or prior to the time the meeting convenes files with the clerk or secretary of the legislative body a written waiver of notice. The waiver may be given by telegram. The written notice may also be dispensed with as to any member who is actually present at the meeting at the time it convenes.

The call and notice shall be posted at least 24 hours prior to the special meeting in a location that is freely accessible to members of the public.

54956.5. Emergency meetings

(a) For purposes of this section, "emergency situation" means both of the following:

(1) An emergency, which shall be defined as a work stoppage, crippling activity, or other activity that severely impairs public health, safety, or both, as determined by a majority of the members of the legislative body.

(2) A dire emergency, which shall be defined as a crippling disaster, mass destruction, terrorist act, or threatened terrorist activity that poses peril so immediate and significant that requiring a legislative body to provide one-hour notice before holding an emergency meeting under this section may endanger the public health, safety, or both, as determined by a majority of the members of the legislative body.

(b) (1) Subject to paragraph (2), in the case of an emergency situation involving matters upon which prompt action is necessary due to the disruption or threatened disruption of public facilities, a legislative body may hold an emergency meeting without complying with either the 24-hour notice requirement or the 24-hour posting requirement of Section 54956 or both of the notice and posting requirements.

(2) Each local newspaper of general circulation and radio or television station that has requested notice of special meetings pursuant to Section 54956 shall be notified by the presiding officer of the legislative body, or designee thereof, one hour prior to the emergency meeting, or, in the case of a dire emergency, at or near the time that the presiding officer or designee notifies the members of the legislative body of the emergency meeting. This notice shall be given by telephone and all telephone numbers provided in the most recent request of a newspaper or station for notification of special meetings shall be exhausted. In the event that telephone services are not functioning, the notice requirements of this section shall be deemed waived, and the legislative body, or designee of the legislative body, shall notify those newspapers, radio stations, or television stations of the fact of the holding of the emergency meeting, the purpose of the meeting, and any action taken at the meeting as soon after the meeting as possible.

(c) During a meeting held pursuant to this section, the legislative body may meet in closed session pursuant to Section 54957 if agreed to by a two-thirds vote of the members of the legislative body present, or, if less than two-thirds of the members are present, by a unanimous vote of the members present.

(d) All special meeting requirements, as prescribed in Section 54956 shall be applicable to a meeting called pursuant to this section, with the exception of the 24-hour notice requirement.

(e) The minutes of a meeting called pursuant to this section, a list of persons who the presiding officer of the legislative body, or designee of the legislative body, notified or attempted to notify, a copy of the rollcall vote, and any actions taken at the meeting shall be posted for a minimum of 10 days in a public place as soon after the meeting as possible.

54956.6. Fees

No fees may be charged by the legislative body of a local agency for carrying out any provision of this chapter, except as specifically authorized by this chapter.

54956.7. Closed session; License application of rehabilitated criminal

Whenever a legislative body of a local agency determines that it is necessary to discuss and determine whether an applicant for a license or license renewal, who has a criminal record, is sufficiently rehabilitated to obtain the license, the legislative body may hold a closed session with the applicant and the applicant's attorney, if any, for the purpose of holding the discussion and making the determination. If the legislative body determines, as a result of the closed session, that the issuance or renewal of the license should be denied, the applicant shall be offered the opportunity to withdraw the application. If the applicant withdraws the application, no record shall be kept of the discussions or decisions made at the closed session and all matters relating to the closed session shall be confidential. If the applicant does not withdraw the application, the legislative body shall take action at the public meeting during which the closed session is held or at its next public meeting denying the application for the license but all matters relating to the closed session are confidential and shall not

be disclosed without the consent of the applicant, except in an action by an applicant who has been denied a license challenging the denial of the license.

54956.8. Closed session; Real property negotiations

Notwithstanding any other provision of this chapter, a legislative body of a local agency may hold a closed session with its negotiator prior to the purchase, sale, exchange, or lease of real property by or for the local agency to grant authority to its negotiator regarding the price and terms of payment for the purchase, sale, exchange, or lease.

However, prior to the closed session, the legislative body of the local agency shall hold an open and public session in which it identifies its negotiators, the real property or real properties which the negotiations may concern, and the person or persons with whom its negotiators may negotiate.

For purposes of this section, negotiators may be members of the legislative body of the local agency.

For purposes of this section, “lease” includes renewal or renegotiation of a lease.

Nothing in this section shall preclude a local agency from holding a closed session for discussions regarding eminent domain proceedings pursuant to Section 54956.9.

54956.86. Closed session; Health claims

Notwithstanding any other provision of this chapter, a legislative body of a local agency which provides services pursuant to Section 14087.3 of the Welfare and Institutions Code may hold a closed session to hear a charge or complaint from a member enrolled in its health plan if the member does not wish to have his or her name, medical status, or other information that is protected by federal law publicly disclosed. Prior to holding a closed session pursuant to this section, the legislative body shall inform the member, in writing, of his or her right to have the charge or complaint heard in an open session rather than a closed session.

54956.87. Record exempt; Closed session; County health plan

(a) Notwithstanding any other provision of this chapter, the records of a health plan that is licensed pursuant to the Knox-Keene Health Care Service Plan Act of 1975 (Chapter 2.2 (commencing with Section 1340) of Division 2 of the Health and Safety Code) and that is governed by a county board of supervisors, whether paper records, records maintained in the management information system, or records in any other form, that relate to provider rate or payment determinations, allocation or distribution methodologies for provider payments, formulae or calculations for these payments, and contract negotiations with providers of health care for alternative rates are exempt from disclosure for a period of three years after the contract is fully executed. The transmission of the records, or the information contained therein in an alternative form, to the board

of supervisors shall not constitute a waiver of exemption from disclosure, and the records and information once transmitted to the board of supervisors shall be subject to this same exemption.

(b) Notwithstanding any other provision of law, the governing board of a health plan that is licensed pursuant to the Knox-Keene Health Care Service Plan Act of 1975 (Chapter 2.2 (commencing with Section 1340) of Division 2 of the Health and Safety Code) and that is governed by a county board of supervisors may order that a meeting held solely for the purpose of discussion or taking action on health plan trade secrets, as defined in subdivision (c) of Section 32106 of the Health and Safety Code, shall be held in closed session. The requirements of making a public report of action taken in closed session, and the vote or abstention of every member present, may be limited to a brief general description without the information constituting the trade secret.

(c) The governing board may delete the portion or portions containing trade secrets from any documents that were finally approved in the closed session held pursuant to subdivision (b) that are provided to persons who have made the timely or standing request.

(d) Nothing in this section shall be construed as preventing the governing board from meeting in closed session as otherwise provided by law.

(e) The provisions of this section shall not prevent access to any records by the Joint Legislative Audit Committee in the exercise of its powers pursuant to Article 1 (commencing with Section 10500) of Chapter 4 of Part 2 of Division 2 of Title 2. The provisions of this section also shall not prevent access to any records by the Department of Corporations in the exercise of its powers pursuant to Article 1 (commencing with Section 1340) of Chapter 2.2 of Division 2 of the Health and Safety Code.

54956.9. Closed session; Pending litigation

Nothing in this chapter shall be construed to prevent a legislative body of a local agency, based on advice of its legal counsel, from holding a closed session to confer with, or receive advice from, its legal counsel regarding pending litigation when discussion in open session concerning those matters would prejudice the position of the local agency in the litigation.

For purposes of this chapter, all expressions of the lawyer-client privilege other than those provided in this section are hereby abrogated. This section is the exclusive expression of the lawyer-client privilege for purposes of conducting closed-session meetings pursuant to this chapter.

For purposes of this section, "litigation" includes any adjudicatory proceeding, including eminent domain, before a court, administrative body exercising its adjudicatory authority, hearing officer, or arbitrator.

For purposes of this section, litigation shall be considered pending when any of the following circumstances exist:

(a) Litigation, to which the local agency is a party, has been initiated formally.

(b) (1) A point has been reached where, in the opinion of the legislative body of the local agency on the advice of its legal counsel, based on existing facts and circumstances, there is a significant exposure to litigation against the local agency.

(2) Based on existing facts and circumstances, the legislative body of the local agency is meeting only to decide whether a closed session is authorized pursuant to paragraph (1) of this subdivision.

(3) For purposes of paragraphs (1) and (2), "existing facts and circumstances" shall consist only of one of the following:

(A) Facts and circumstances that might result in litigation against the local agency but which the local agency believes are not yet known to a potential plaintiff or plaintiffs, which facts and circumstances need not be disclosed.

(B) Facts and circumstances, including, but not limited to, an accident, disaster, incident, or transactional occurrence that might result in litigation against the agency and that are known to a potential plaintiff or plaintiffs, which facts or circumstances shall be publicly stated on the agenda or announced.

(C) The receipt of a claim pursuant to the Tort Claims Act or some other written communication from a potential plaintiff threatening litigation, which claim or communication shall be available for public inspection pursuant to Section 54957.5.

(D) A statement made by a person in an open and public meeting threatening litigation on a specific matter within the responsibility of the legislative body.

(E) A statement threatening litigation made by a person outside an open and public meeting on a specific matter within the responsibility of the legislative body so long as the official or employee of the local agency receiving knowledge of the threat makes a contemporaneous or other record of the statement prior to the meeting, which record shall be available for public inspection pursuant to Section 54957.5. The records so created need not identify the alleged victim of unlawful or tortious sexual conduct or anyone making the threat on their behalf, or identify a public employee who is the alleged perpetrator of any unlawful or tortious conduct upon which a threat of litigation is based, unless the identity of the person has been publicly disclosed.

(F) Nothing in this section shall require disclosure of written communications that are privileged and not subject to disclosure pursuant to the California Public Records Act (Chapter 3.5 (commencing with Section 6250) of Division 7 of Title 1).

(c) Based on existing facts and circumstances, the legislative body of the local agency has decided to initiate or is deciding whether to initiate litigation.

Prior to holding a closed session pursuant to this section, the legislative body of the local agency shall state on the agenda or publicly announce the subdivision of this section that authorizes the closed session. If the session is closed pursuant to subdivision (a), the body shall state the title of or otherwise specifically identify the litigation to be discussed, unless the body states that to do so would jeopardize the agency's ability to effectuate service of process upon one or more unserved parties, or that to do so would jeopardize its ability to conclude existing settlement negotiations to its advantage.

A local agency shall be considered to be a "party" or to have a "significant exposure to litigation" if an officer or employee of the local agency is a party or has significant exposure to litigation concerning prior or prospective activities or alleged activities during the course and scope of that office or employment, including litigation in which it is an issue whether an activity is outside the course and scope of the office or employment.

§ 54956.95. Closed session; Insurance liability

(a) Nothing in this chapter shall be construed to prevent a joint powers agency formed pursuant to Article 1 (commencing with Section 6500) of Chapter 5 of Division 7 of Title 1, for purposes of insurance pooling, or a local agency member of the joint powers agency, from holding a closed session to discuss a claim for the payment of tort liability losses, public liability losses, or workers' compensation liability incurred by the joint powers agency or a local agency member of the joint powers agency.

(b) Nothing in this chapter shall be construed to prevent the Local Agency Self-Insurance Authority formed pursuant to Chapter 5.5 (commencing with Section 6599.01) of Division 7 of Title 1, or a local agency member of the authority, from holding a closed session to discuss a claim for the payment of tort liability losses, public liability losses, or workers' compensation liability incurred by the authority or a local agency member of the authority.

(c) Nothing in this section shall be construed to affect Section 54956.9 with respect to any other local agency.

54957. Closed session; Personnel and threat to public security

(a) Nothing contained in this chapter shall be construed to prevent the legislative body of a local agency from holding closed sessions with the Attorney General, district attorney, agency counsel, sheriff, or chief of police, or their respective deputies, or a security consultant or a security

operations manager, on matters posing a threat to the security of public buildings, a threat to the security of essential public services, including water, drinking water, wastewater treatment, natural gas service, and electric service, or a threat to the public's right of access to public services or public facilities.

(b) (1) Subject to paragraph (2), nothing contained in this chapter shall be construed to prevent the legislative body of a local agency from holding closed sessions during a regular or special meeting to consider the appointment, employment, evaluation of performance, discipline, or dismissal of a public employee or to hear complaints or charges brought against the employee by another person or employee unless the employee requests a public session.

(2) As a condition to holding a closed session on specific complaints or charges brought against an employee by another person or employee, the employee shall be given written notice of his or her right to have the complaints or charges heard in an open session rather than a closed session, which notice shall be delivered to the employee personally or by mail at least 24 hours before the time for holding the session. If notice is not given, any disciplinary or other action taken by the legislative body against the employee based on the specific complaints or charges in the closed session shall be null and void.

(3) The legislative body also may exclude from the public or closed meeting, during the examination of a witness, any or all other witnesses in the matter being investigated by the legislative body.

(4) For the purposes of this subdivision, the term "employee" shall include an officer or an independent contractor who functions as an officer or an employee but shall not include any elected official, member of a legislative body or other independent contractors. Nothing in this subdivision shall limit local officials' ability to hold closed session meetings pursuant to Sections 1461, 32106, and 32155 of the Health and Safety Code or Sections 37606 and 37624.3 of the Government Code. Closed sessions held pursuant to this subdivision shall not include discussion or action on proposed compensation except for a reduction of compensation that results from the imposition of discipline.

§ 54957.1. Report at conclusion of closed session

(a) The legislative body of any local agency shall publicly report any action taken in closed session and the vote or abstention of every member present thereon, as follows:

(1) Approval of an agreement concluding real estate negotiations pursuant to Section 54956.8 shall be reported after the agreement is final, as specified below:

(A) If its own approval renders the agreement final, the body shall report that approval and the substance of the agreement in open session at the public meeting during which the closed session is held.

(B) If final approval rests with the other party to the negotiations, the local agency shall disclose the fact of that approval and the substance of the agreement upon inquiry by any person, as soon as the other party or its agent has informed the local agency of its approval.

(2) Approval given to its legal counsel to defend, or seek or refrain from seeking appellate review or relief, or to enter as an amicus curiae in any form of litigation as the result of a consultation under Section 54956.9 shall be reported in open session at the public meeting during which the closed session is held. The report shall identify, if known, the adverse party or parties and the substance of the litigation. In the case of approval given to initiate or intervene in an action, the announcement need not identify the action, the defendants, or other particulars, but shall specify that the direction to initiate or intervene in an action has been given and that the action, the defendants, and the other particulars shall, once formally commenced, be disclosed to any person upon inquiry, unless to do so would jeopardize the agency's ability to effectuate service of process on one or more unserved parties, or that to do so would jeopardize its ability to conclude existing settlement negotiations to its advantage.

(3) Approval given to its legal counsel of a settlement of pending litigation, as defined in Section 54956.9, at any stage prior to or during a judicial or quasi-judicial proceeding shall be reported after the settlement is final, as specified below:

(A) If the legislative body accepts a settlement offer signed by the opposing party, the body shall report its acceptance and identify the substance of the agreement in open session at the public meeting during which the closed session is held.

(B) If final approval rests with some other party to the litigation or with the court, then as soon as the settlement becomes final, and upon inquiry by any person, the local agency shall disclose the fact of that approval, and identify the substance of the agreement.

(4) Disposition reached as to claims discussed in closed session pursuant to Section 54956.95 shall be reported as soon as reached in a manner that identifies the name of the claimant, the name of the local agency claimed against, the substance of the claim, and any monetary amount approved for payment and agreed upon by the claimant.

(5) Action taken to appoint, employ, dismiss, accept the resignation of, or otherwise affect the employment status of a public employee in closed session pursuant to Section 54957 shall be reported at the public meeting during which the closed session is held. Any report required by this paragraph shall identify the title of the position. The general requirement of this paragraph notwithstanding, the report of a dismissal or of the nonrenewal of an employment contract shall be deferred until the first public meeting following the exhaustion of administrative remedies, if any.

(6) Approval of an agreement concluding labor negotiations with represented employees pursuant to Section 54957.6 shall be reported after the agreement is final and has been accepted or ratified by the other party. The report shall identify the item approved and the other party or parties to the negotiation.

(b) Reports that are required to be made pursuant to this section may be made orally or in writing. The legislative body shall provide to any person who has submitted a written request to the legislative body within 24 hours of the posting of the agenda, or to any person who has made a standing request for all documentation as part of a request for notice of meetings pursuant to Section 54954.1 or 54956, if the requester is present at the time the closed session ends, copies of any contracts, settlement agreements, or other documents that were finally approved or adopted in the closed session. If the action taken results in one or more substantive amendments to the related documents requiring retyping, the documents need not be released until the retyping is completed during normal business hours, provided that the presiding officer of the legislative body or his or her designee orally summarizes the substance of the amendments for the benefit of the document requester or any other person present and requesting the information.

(c) The documentation referred to in paragraph (b) shall be available to any person on the next business day following the meeting in which the action referred to is taken or, in the case of substantial amendments, when any necessary retyping is complete.

(d) Nothing in this section shall be construed to require that the legislative body approve actions not otherwise subject to legislative body approval.

(e) No action for injury to a reputational, liberty, or other personal interest may be commenced by or on behalf of any employee or former employee with respect to whom a disclosure is made by a legislative body in an effort to comply with this section.

54957.2. Minutes of closed session

(a) The legislative body of a local agency may, by ordinance or resolution, designate a clerk or other officer or employee of the local agency who shall then attend each closed session of the legislative body and keep and enter in a minute book a record of topics discussed and decisions made at the meeting. The minute book made pursuant to this section is not a public record subject to inspection pursuant to the California Public Records Act (Chapter 3.5 (commencing with Section 6250) of Division 7 of Title 1), and shall be kept confidential. The minute book shall be available only to members of the legislative body or, if a violation of this chapter is alleged to have occurred at a closed session, to a court of general jurisdiction wherein the local agency lies. Such minute book may, but need not, consist of a recording of the closed session.

(b) An elected legislative body of a local agency may require that each legislative body all or a majority of whose members are appointed by or under the authority of the elected legislative body keep a minute book as prescribed under subdivision (a).

54957.5. Agendas and other materials; Public records

(a) Notwithstanding Section 6255 or any other provisions of law, agendas of public meetings and any other writings, when distributed to all, or a majority of all, of the members of a legislative body of a local agency by any person in connection with a matter subject to discussion or consideration at a public meeting of the body, are disclosable public records under the California Public Records Act (Chapter 3.5 (commencing with Section 6250) of Division 7 of Title 1), and shall be made available upon request without delay. However, this section shall not include any writing exempt from public disclosure under Section 6253.5, 6254, 6254.7, or 6254.22.

(b) Writings that are public records under subdivision (a) and that are distributed during a public meeting shall be made available for public inspection at the meeting if prepared by the local agency or a member of its legislative body, or after the meeting if prepared by some other person. These writings shall be made available in appropriate alternative formats upon request by a person with a disability, as required by Section 202 of the Americans with Disabilities Act of 1990 (42 U.S.C. Sec. 12132), and the federal rules and regulations adopted in implementation thereof.

(c) Nothing in this chapter shall be construed to prevent the legislative body of a local agency from charging a fee or deposit for a copy of a public record pursuant to Section 6253, except that no surcharge shall be imposed on persons with disabilities in violation of Section 202 of the Americans with Disabilities Act of 1990 (42 U.S.C. Sec. 12132), and the federal rules and regulations adopted in implementation thereof.

(d) This section shall not be construed to limit or delay the public's right to inspect or obtain a copy of any record required to be disclosed under the requirements of the California Public Records Act (Chapter 3.5 (commencing with Section 6250) of Division 7 of Title 1). Nothing in this chapter shall be construed to require a legislative body of a local agency to place any paid advertisement or any other paid notice in any publication.

54957.6. Closed session; Labor negotiations

(a) Notwithstanding any other provision of law, a legislative body of a local agency may hold closed sessions with the local agency's designated representatives regarding the salaries, salary schedules, or compensation paid in the form of fringe benefits of its represented and unrepresented employees, and, for represented employees, any other matter within the statutorily provided scope of representation.

However, prior to the closed session, the legislative body of the local agency shall hold an open and public session in which it identifies its designated representatives.

Closed sessions of a legislative body of a local agency, as permitted in this section, shall be for the purpose of reviewing its position and instructing the local agency's designated representatives.

Closed sessions, as permitted in this section, may take place prior to and during consultations and discussions with representatives of employee organizations and unrepresented employees.

Closed sessions with the local agency's designated representative regarding the salaries, salary schedules, or compensation paid in the form of fringe benefits may include discussion of an agency's available funds and funding priorities, but only insofar as these discussions relate to providing instructions to the local agency's designated representative.

Closed sessions held pursuant to this section shall not include final action on the proposed compensation of one or more unrepresented employees.

For the purposes enumerated in this section, a legislative body of a local agency may also meet with a state conciliator who has intervened in the proceedings.

(b) For the purposes of this section, the term "employee" shall include an officer or an independent contractor who functions as an officer or an employee, but shall not include any elected official, member of a legislative body, or other independent contractors.

54957.7. Announcement prior to closed sessions

(a) Prior to holding any closed session, the legislative body of the local agency shall disclose, in an open meeting, the item or items to be discussed in the closed session. The disclosure may take the form of a reference to the item or items as they are listed by number or letter on the agenda. In the closed session, the legislative body may consider only those matters covered in its statement. Nothing in this section shall require or authorize a disclosure of information prohibited by state or federal law.

(b) After any closed session, the legislative body shall reconvene into open session prior to adjournment and shall make any disclosures required by Section 54957.1 of action taken in the closed session.

(c) The announcements required to be made in open session pursuant to this section may be made at the location announced in the agenda for the closed session, as long as the public is allowed to be present at that location for the purpose of hearing the announcements.

54957.8. Closed session; Multijurisdictional drug enforcement agency

Nothing contained in this chapter shall be construed to prevent the legislative body of a multijurisdictional drug law enforcement agency, or an advisory body of a multijurisdictional drug law enforcement agency, from holding closed sessions to discuss the case records of any ongoing criminal

investigation of the multijurisdictional drug law enforcement agency or of any party to the joint powers agreement, to hear testimony from persons involved in the investigation, and to discuss courses of action in particular cases.

“Multijurisdictional drug law enforcement agency,” for purposes of this section, means a joint powers entity formed pursuant to Article 1 (commencing with Section 6500) of Chapter 5 of Division 7 of Title 1, which provides drug law enforcement services for the parties to the joint powers agreement.

The Legislature finds and declares that this section is within the public interest, in that its provisions are necessary to prevent the impairment of ongoing law enforcement investigations, to protect witnesses and informants, and to permit the discussion of effective courses of action in particular cases.

54957.9. Disruption of meeting

In the event that any meeting is willfully interrupted by a group or groups of persons so as to render the orderly conduct of such meeting unfeasible and order cannot be restored by the removal of individuals who are willfully interrupting the meeting, the members of the legislative body conducting the meeting may order the meeting room cleared and continue in session. Only matters appearing on the agenda may be considered in such a session. Representatives of the press or other news media, except those participating in the disturbance, shall be allowed to attend any session held pursuant to this section. Nothing in this section shall prohibit the legislative body from establishing a procedure for readmitting an individual or individuals not responsible for willfully disturbing the orderly conduct of the meeting.

54957.10. Closed session; Deferred Compensation Plan; Early withdrawal

Notwithstanding any other provision of law, a legislative body of a local agency may hold closed sessions to discuss a local agency employee’s application for early withdrawal of funds in a deferred compensation plan when the application is based on financial hardship arising from an unforeseeable emergency due to illness, accident, casualty, or other extraordinary event, as specified in the deferred compensation plan.

54958. Act supercedes conflicting laws

The provisions of this chapter shall apply to the legislative body of every local agency notwithstanding the conflicting provisions of any other state law.

54959. Violation of Act; Criminal penalty

Each member of a legislative body who attends a meeting of that legislative body where action is taken in violation of any provision of this chapter, and where the member intends to deprive the

public of information to which the member knows or has reason to know the public is entitled under this chapter, is guilty of a misdemeanor.

54960. Violation of Act; Civil remedies

(a) The district attorney or any interested person may commence an action by mandamus, injunction or declaratory relief for the purpose of stopping or preventing violations or threatened violations of this chapter by members of the legislative body of a local agency or to determine the applicability of this chapter to actions or threatened future action of the legislative body, or to determine whether any rule or action by the legislative body to penalize or otherwise discourage the expression of one or more of its members is valid or invalid under the laws of this state or of the United States, or to compel the legislative body to tape record its closed sessions as hereinafter provided.

(b) The court in its discretion may, upon a judgment of a violation of Section 54956.7, 54956.8, 54956.9, 54956.95, 54957, or 54957.6, order the legislative body to tape record its closed sessions and preserve the tape recordings for the period and under the terms of security and confidentiality the court deems appropriate.

(c) (1) Each recording so kept shall be immediately labeled with the date of the closed session recorded and the title of the clerk or other officer who shall be custodian of the recording.

(2) The tapes shall be subject to the following discovery procedures:

(A) In any case in which discovery or disclosure of the tape is sought by either the district attorney or the plaintiff in a civil action pursuant to Section 54959, 54960, or 54960.1 alleging that a violation of this chapter has occurred in a closed session which has been recorded pursuant to this section, the party seeking discovery or disclosure shall file a written notice of motion with the appropriate court with notice to the governmental agency which has custody and control of the tape recording. The notice shall be given pursuant to subdivision (b) of Section 1005 of the Code of Civil Procedure.

(B) The notice shall include, in addition to the items required by Section 1010 of the Code of Civil Procedure, all of the following:

(i) Identification of the proceeding in which discovery or disclosure is sought, the party seeking discovery or disclosure, the date and time of the meeting recorded, and the governmental agency which has custody and control of the recording.

(ii) An affidavit which contains specific facts indicating that a violation of the act occurred in the closed session.

(3) If the court, following a review of the motion, finds that there is good cause to believe that a violation has occurred, the court may review, in camera, the recording of that portion of the closed session alleged to have violated the act.

(4) If, following the in camera review, the court concludes that disclosure of a portion of the recording would be likely to materially assist in the resolution of the litigation alleging violation of this chapter, the court shall, in its discretion, make a certified transcript of the portion of the recording a public exhibit in the proceeding.

(5) Nothing in this section shall permit discovery of communications which are protected by the attorney-client privilege.

54960.1. Violation of Act; Actions declared null and void

(a) The district attorney or any interested person may commence an action by mandamus or injunction for the purpose of obtaining a judicial determination that an action taken by a legislative body of a local agency in violation of Section 54953, 54954.2, 54954.5, 54954.6, 54956, or 54956.5 is null and void under this section. Nothing in this chapter shall be construed to prevent a legislative body from curing or correcting an action challenged pursuant to this section.

(b) Prior to any action being commenced pursuant to subdivision (a), the district attorney or interested person shall make a demand of the legislative body to cure or correct the action alleged to have been taken in violation of Section 54953, 54954.2, 54954.5, 54954.6, 54956, or 54956.5. The demand shall be in writing and clearly describe the challenged action of the legislative body and nature of the alleged violation.

(c) (1) The written demand shall be made within 90 days from the date the action was taken unless the action was taken in an open session but in violation of Section 54954.2, in which case the written demand shall be made within 30 days from the date the action was taken.

(2) Within 30 days of receipt of the demand, the legislative body shall cure or correct the challenged action and inform the demanding party in writing of its actions to cure or correct or inform the demanding party in writing of its decision not to cure or correct the challenged action.

(3) If the legislative body takes no action within the 30-day period, the inaction shall be deemed a decision not to cure or correct the challenged action, and the 15-day period to commence the action described in subdivision (a) shall commence to run the day after the 30-day period to cure or correct expires.

(4) Within 15 days of receipt of the written notice of the legislative body's decision to cure or correct, or not to cure or correct, or within 15 days of the expiration of the 30-day period to cure or correct, whichever is earlier, the demanding party shall be required to commence the action pursuant to subdivision (a) or thereafter be barred from commencing the action.

(d) An action taken that is alleged to have been taken in violation of Section 54953, 54954.2, 54954.5, 54954.6, 54956, or 54956.5 shall not be determined to be null and void if any of the following conditions exist:

(1) The action taken was in substantial compliance with Sections 54953, 54954.2, 54954.5, 54954.6, 54956, and 54956.5.

(2) The action taken was in connection with the sale or issuance of notes, bonds, or other evidences of indebtedness or any contract, instrument, or agreement thereto.

(3) The action taken gave rise to a contractual obligation, including a contract let by competitive bid other than compensation for services in the form of salary or fees for professional services, upon which a party has, in good faith and without notice of a challenge to the validity of the action, detrimentally relied.

(4) The action taken was in connection with the collection of any tax.

(5) Any person, city, city and county, county, district, or any agency or subdivision of the state alleging noncompliance with subdivision (a) of Section 54954.2, Section 54956, or Section 54956.5, because of any defect, error, irregularity, or omission in the notice given pursuant to those provisions, had actual notice of the item of business at least 72 hours prior to the meeting at which the action was taken, if the meeting was noticed pursuant to Section 54954.2, or 24 hours prior to the meeting at which the action was taken if the meeting was noticed pursuant to Section 54956, or prior to the meeting at which the action was taken if the meeting is held pursuant to Section 54956.5.

(e) During any action seeking a judicial determination pursuant to subdivision (a) if the court determines, pursuant to a showing by the legislative body that an action alleged to have been taken in violation of Section 54953, 54954.2, 54954.5, 54954.6, 54956, or 54956.5 has been cured or corrected by a subsequent action of the legislative body, the action filed pursuant to subdivision (a) shall be dismissed with prejudice.

(f) The fact that a legislative body takes a subsequent action to cure or correct an action taken pursuant to this section shall not be construed or admissible as evidence of a violation of this chapter.

54960.5. Costs and attorney fees

A court may award court costs and reasonable attorney fees to the plaintiff in an action brought pursuant to Section 54960 or 54960.1 where it is found that a legislative body of the local agency has violated this chapter. The costs and fees shall be paid by the local agency and shall not become a personal liability of any public officer or employee of the local agency.

A court may award court costs and reasonable attorney fees to a defendant in any action brought pursuant to Section 54960 or 54960.1 where the defendant has prevailed in a final determination of such action and the court finds that the action was clearly frivolous and totally lacking in merit.

54961. Discrimination; Disabled access; Fees for attendance; Disclosure of victims

(a) No legislative body of a local agency shall conduct any meeting in any facility that prohibits the admittance of any person, or persons, on the basis of race, religious creed, color, national origin, ancestry, or sex, or which is inaccessible to disabled persons, or where members of the public may not be present without making a payment or purchase. This section shall apply to every local agency as defined in Section 54951.

(b) No notice, agenda, announcement, or report required under this chapter need identify any victim or alleged victim of tortious sexual conduct or child abuse unless the identity of the person has been publicly disclosed.

54962. Closed session; Express authorization required

Except as expressly authorized by this chapter, or by Sections 1461, 1462, 32106, and 32155 of the Health and Safety Code or Sections 37606 and 37624.3 of the Government Code as they apply to hospitals, or by any provision of the Education Code pertaining to school districts and community college districts, no closed session may be held by any legislative body of any local agency.

54963. Closed session; Disclosure of confidential information

(a) A person may not disclose confidential information that has been acquired by being present in a closed session authorized by Section 54956.7, 54956.8, 54956.86, 54956.87, 54956.9, 54957, 54957.6, 54957.8, or 54957.10 to a person not entitled to receive it, unless the legislative body authorizes disclosure of that confidential information.

(b) For purposes of this section, "confidential information" means a communication made in a closed session that is specifically related to the basis for the legislative body of a local agency to meet lawfully in closed session under this chapter.

(c) Violation of this section may be addressed by the use of such remedies as are currently available by law, including, but not limited to:

(1) Injunctive relief to prevent the disclosure of confidential information prohibited by this section.

(2) Disciplinary action against an employee who has willfully disclosed confidential information in violation of this section.

(3) Referral of a member of a legislative body who has willfully disclosed confidential information in violation of this section to the grandjury.

(d) Disciplinary action pursuant to paragraph (2) of subdivision (c) shall require that the employee in question has either received training as to the requirements of this section or otherwise has been given notice of the requirements of this section.

(e) A local agency may not take any action authorized by subdivision (c) against a person, nor shall it be deemed a violation of this section, for doing any of the following:

(1) Making a confidential inquiry or complaint to a district attorney or grand jury concerning a perceived violation of law, including disclosing facts to a district attorney or grand jury that are necessary to establish the illegality of an action taken by a legislative body of a local agency or the potential illegality of an action that has been the subject of deliberation at a closed session if that action were to be taken by a legislative body of a local agency.

(2) Expressing an opinion concerning the propriety or legality of actions taken by a legislative body of a local agency in closed session, including disclosure of the nature and extent of the illegal or potentially illegal action.

(3) Disclosing information acquired by being present in a closed session under this chapter that is not confidential information.

(f) Nothing in this section shall be construed to prohibit disclosures under the whistleblower statutes contained in Section 1102.5 of the Labor Code or Article 4.5 (commencing with Section 53296) of Chapter 2 of this code.

Table of Authorities

	<u>Page</u>
<u>Cases</u>	
<i>216 Sutter Bay Associates v. County of Sutter</i> (1997) 58 Cal.App.4th 860	2, 20
<i>Baca v. Moreno Valley Unified School Dist.</i> (1996) 936 F.Supp. 719	20, 28
<i>Bell v. Vista Unified School Dist.</i> (2000) 82 Cal.App.4th 672	34, 46
<i>Bollinger v. San Diego Civil Service Comm.</i> (1999) 71 Cal.App.4th 568	34
<i>Boyle v. City of Redondo Beach</i> (1999) 70 Cal.App.4th 1109	1, 45-47
<i>Carlson v. Paradise Unified School Dist.</i> (1971) 18 Cal.App.3d 196	16-17, 21
<i>CAUSE v. City of San Diego</i> (1997) 56 Cal.App.4th 1024	45
<i>Cohan v. City of Thousand Oaks</i> (1994) 30 Cal.App.4th 547	1
<i>Common Cause v. Stirling</i> (1981) 119 Cal.App.3d 658	47
<i>Common Cause v. Stirling</i> (1983) 147 Cal.App.3d 518	15, 45, 47
<i>County of Del Norte v. City of Crescent City</i> (1999) 71 Cal.App.4th 965	46
<i>Duval v. Board of Trustees</i> (2001) 93 Cal.App.4th 902	34, 45

Table of Authorities
(Continued)

Cases (Continued)

	<u>Page</u>
<i>Epstein v. Hollywood Entertainment District II Business Improvement District</i> (2000) 85 Cal.App.4th 152	7
<i>Fischer v. Los Angeles Unified School Dist.</i> (1999) 70 Cal.App.4th 87	33-34
<i>Frazier v. Dixon Unified School Dist.</i> (1993) 18 Cal.App.4th 781	2, 5, 13, 47
<i>Freedom Newspapers v. Orange County Employees Retirement System</i> (1993) 6 Cal.4th 821	4
<i>Furtado v. Sierra Community College</i> (1998) 68 Cal.App.4th 876	34
<i>Gillespie v. San Francisco Pub. Library Comm'n</i> (1998) 67 Cal.App.4th 1165	25, 33
<i>International Longshoremen's & Warehousemen's Union v. Los Angeles Export Terminal, Inc.</i> (1999) 69 Cal.App.4th 287	2, 7, 47-48
<i>Joiner v. City of Sebastopol</i> (1981) 125 Cal.App.3d 799	5, 6
<i>Kleitman v. Superior Court</i> (1999) 74 Cal.App.4th 324	33, 41-42
<i>Leventhal v. Vista Unified School Dist.</i> (1997) 973 F.Supp. 951	19-20, 28

Table of Authorities
(Continued)

Cases (Continued)

	<u>Page</u>
<i>Lucas v. Board of Trustees</i> (1971) 18 Cal.App.3d 988	36
<i>Nevens v. City of Chino</i> (1965) 233 Cal.App.2d 775	27
<i>North County Parents Organization for Children with Special Needs v. California Department of Education</i> (1994) 23 Cal.App.4th 144	29
<i>Regents of the University of California v. Superior Court</i> (1999) 20 Cal.4th 509	45-46
<i>Register Div. of Freedom Newspapers, Inc. v. County of Orange</i> (1984) 158 Cal.App.3d 893	43
<i>Roberts v. City of Palmdale</i> (1993) 5 Cal.4th 363	15, 28, 41
<i>Rowen v. Santa Clara Unified School District</i> (1981) 121 Cal.App.3d 231	1, 30, 35
<i>Sacramento Newspaper Guild v. Sacramento County Bd. of Suprs.</i> (1968) 263 Cal.App.2d 41	1, 8-9, 11, 30, 37, 39
<i>San Diego Union v. City Council</i> (1983) 146 Cal.App.3d 947	4, 33, 36
<i>Santa Clara Federation of Teachers v. Governing Board</i> (1981) 116 Cal.App.3d 831	35
<i>Shapiro v. San Diego City Council</i> (2002) 96 Cal.App.4th 904	42, 45
<i>Stockton Newspapers, Inc. v. Redevelopment Agency</i> (1985) 171 Cal.App.3d 95	11, 13

Table of Authorities
(Continued)

Cases (Continued)

	<u>Page</u>
<i>Sutter Sensible Planning, Inc. v. Board of Supervisors</i> (1981) 122 Cal.App.3d 813	30, 47
<i>Torres v. Board of Commissioners</i> (1979) 89 Cal.App.3d 545	3, 4
<i>Wilson v. San Francisco Mun. Ry.</i> (1973) 29 Cal.App.3d 870	2

Statutes

Civil Code	
§ 47(b)	30
Code of Civil Procedure	
§ 1021.5	47
Education Code	
§ 966	17
§ 47604(a)	6
Evidence Code	
§ 1040	30
§ 1040(b)(1)	33
§ 1152	40
Government Code	
§ 4450	29
§ 6091	27
§ 6253(c)	29
§ 6254	28-29
§ 6254(k)	15
§ 6500	5
§ 11120	3
§ 11125.7(d)	19
§ 11130	45
§ 34090	29

Table of Authorities
(Continued)

Statutes (Continued)

	<u>Page</u>
§ 53296	32
§ 54950	1, 30
§ 54951	2-3
§ 54952	2, 4
§ 54952.1	2
§ 54952(a)	3, 5
§ 54952(b)	5-6
§ 54952(c)	7
§ 54952(c)(1)	7
§ 54952(c)(2)	7
§ 54952(d)	7
§ 54952.2	8
§ 54952.2(a)	8
§ 54952.2(b)	8, 11, 14
§ 54952.2(c)	8, 26
§ 54952.2(c)(1)	13
§ 54952.2(c)(2)	9
§ 54952.2(c)(3)	10
§ 54952.2(c)(4)	10
§ 54952.2(c)(5)	11
§ 54952.2(c)(6)	10
§ 54952.6	44
§ 54953	45
§ 54953(a)	1
§ 54953(b)	14
§ 54953(c)	31
§ 54953.2	29
§ 54953.3	1, 27
§ 54953.5	1, 27
§ 54953.5(b)	29
§ 54953.6	27
§ 54953.7	30
§ 54954	1, 26
§ 54954(a)	16
§ 54954(b)	16, 26-27
§ 54954(b)(1)	26
§ 54954(b)(2)	26
§ 54954(b)(3)	26

Table of Authorities
(Continued)

Statutes (Continued)

	<u>Page</u>
§ 54954(b)(4)	26
§ 54954(b)(5)	26
§ 54954(b)(6)	26
§ 54954(b)(7)	26
§ 54954(c)(1)	27
§ 54954(c)(2)	27
§ 54954(c)(3)	26
§ 54954(d)	27
§ 54954(e)	27
§ 54954.1	29-30
§ 54954.2	1-2, 16-18, 22, 25, 30, 46
§ 54954.2(a)	16, 18-19, 21
§ 54954.2(b)	17-19
§ 54954.2(b)(1)	18
§ 54954.2(b)(2)	18
§ 54954.2(b)(3)	18, 25
§ 54954.3	14
§ 54954.3(a)	1, 19-20, 27-28
§ 54954.3(b)	19, 28
§ 54954.3(c)	19, 28
§ 54954.5	22-23, 46
§ 54954.6	27, 46
§ 54955	16, 18, 25
§ 54955.1	16, 18, 25
§ 54956	20-21, 23, 25, 46
§ 54956.5	18, 20, 46
§ 54956.5(a)(1)	20
§ 54956.5(a)(2)	21
§ 54956.5(b)	20
§ 54956.5(c)	21
§ 54956.5(d)	21
§ 54956.5(e)	21
§ 54956.6	29
§ 54956.7	43
§ 54956.8	2, 22, 41-42
§ 54956.9	2, 15, 21, 23-24, 26, 37, 38, 40
§ 54956.9(a)	37
§ 54956.9(b)	16

Table of Authorities
(Continued)

Statutes (Continued)

	<u>Page</u>
§ 54956.9(b)(1)	38
§ 54956.9(b)(2)	38
§ 54956.9(b)(3)	21, 23, 38
§ 54956.9(b)(3)(A)	23, 38
§ 54956.9(b)(3)(B)	23, 38
§ 54956.9(b)(3)(C)	24, 38
§ 54956.9(b)(3)(D)	24, 38
§ 54956.9(b)(3)(E)	24, 38
§ 54956.9(b)(3)(F)	23
§ 54956.9(c)	21, 37-38
§ 54957	2, 21, 33-36, 43
§ 54957.1	2, 16, 21, 25, 40-41
§ 54957.1(a)	24
§ 54957.1(a)(2)	24
§ 54957.1(a)(3)	39
§ 54957.1(a)(5)	25
§ 54957.1(a)(6)	25, 42
§ 54957.1(b)	24, 28
§ 54957.1(c)	24
§ 54957.1(e)	25
§54957.2	43-44
§ 54957.5	1, 24, 28, 30
§ 54957.5(a)	28
§ 54957.5(b)	28
§ 54957.5(c)	29
§ 54957.6	2, 22, 25, 36-37, 42-43
§ 54957.6(a)	42-43
§ 54957.6(b)	43
§ 54957.7	2
§ 54957.7(a)	16, 21, 23
§ 54957.7(b)	24
§ 54957.9	28
§ 54959	44
§ 54960	44-45
§ 54960(b)	45
§ 54960.1	44-45
§ 54960.1(c)(1)	46
§ 54960.1(c)(3)	46

Table of Authorities
(Continued)

Statutes (Continued)

	<u>Page</u>
§ 54960.1(c)(4)	46
§ 54960.1(d)	46
§ 54960.1(d)(1)	46
§ 54960.1(d)(5)	46
§ 54960.1(e)	46
§ 54960.5	47
§ 54961	29
§ 54962	1, 30, 33, 37
§ 54963	32
Health and Safety Code	
§ 19955	29
§ 32121(p)	7
Labor Code	
§ 1102.5	32
Penal Code	
§ 632	44

Attorney General Opinions

27 Ops.Cal.Atty.Gen. 123 (1956)	27
32 Ops.Cal.Atty.Gen. 240 (1958)	1
42 Ops.Cal.Atty.Gen. 61 (1963)	1, 9
43 Ops.Cal.Atty.Gen. 36 (1964)	11
46 Ops.Cal.Atty.Gen. 34 (1965)	31
51 Ops.Cal.Atty.Gen. 201 (1968)	43
53 Ops.Cal.Atty.Gen. 245 (1970)	20
56 Ops.Cal.Atty.Gen. 14 (1973)	2

Table of Authorities
(Continued)

Attorney General Opinions (Continued)

	<u>Page</u>
57 Ops.Cal.Atty.Gen. 189 (1974)	4, 31
57 Ops.Cal.Atty.Gen. 209 (1974)	43
59 Ops.Cal.Atty.Gen. 162 (1976)	4
59 Ops.Cal.Atty.Gen. 532 (1976)	36
59 Ops.Cal.Atty.Gen. 619 (1976)	31
61 Ops.Cal.Atty.Gen. 10 (1978)	35
61 Ops.Cal.Atty.Gen. 220 (1978)	4, 30
61 Ops.Cal.Atty.Gen. 283 (1978)	33-34, 44
62 Ops.Cal.Atty.Gen. 150 (1979)	40-41
62 Ops.Cal.Atty.Gen. 292 (1979)	44
63 Ops.Cal.Atty.Gen. 153 (1980)	35
63 Ops.Cal.Atty.Gen. 820 (1980)	13
64 Ops.Cal.Atty.Gen. 317 (1981)	29
65 Ops.Cal.Atty.Gen. 63 (1982)	13
67 Ops.Cal.Atty.Gen. 84 (1984)	17
67 Ops.Cal.Atty.Gen. 111 (1984)	40
68 Ops.Cal.Atty.Gen. 34 (1985)	1
68 Ops.Cal.Atty.Gen. 65 (1985)	31
69 Ops.Cal.Atty.Gen. 232 (1986)	37, 40

Table of Authorities
(Continued)

Attorney General Opinions (Continued)

	<u>Page</u>
71 Ops.Cal.Atty.Gen. 96 (1988)	4, 31, 38, 40
73 Ops.Cal.Atty.Gen. 1 (1990)	4, 42
75 Ops.Cal.Atty.Gen. 14 (1992)	38-39
75 Ops.Cal.Atty.Gen. 263 (1992)	2
76 Ops.Cal.Atty.Gen. 289 (1993)	33
78 Ops.Cal.Atty.Gen. 218 (1995)	34
78 Ops.Cal.Atty.Gen. 224 (1995)	20, 28
78 Ops.Cal.Atty.Gen. 327 (1995)	17
80 Ops.Cal.Atty.Gen. 231 (1997)	33
80 Ops.Cal.Atty.Gen. 247 (1997)	27
80 Ops.Cal.Atty.Gen. 308 (1997)	33
81 Ops.Cal.Atty.Gen. 156 (1998)	10
81 Ops.Cal.Atty.Gen. 281 (1998)	7
84 Ops.Cal.Atty.Gen. 30 (2001)	15
84 Ops.Cal.Atty.Gen. 181 (2001)	14
85 Ops.Cal.Atty.Gen. 55 (2002)	7
85 Ops.Cal.Atty.Gen. 77 (2002)	33

Other Authorities

Americans with Disabilities Act of 1990	29
---	----

Table of Authorities
(Continued)

Other Authorities (Continued)

	<u>Page</u>
SB 2216, Statutes of 1984, chapter 1126	37
SB 200, Statutes of 1987, chapter 1320	37
I.L. 60-16 (February 14, 1960)	4
I.L. 62-46 (May 15, 1962)	4
I.L. 70-184 (October 9, 1970)	31
I.L. 72-79 (April 4, 1979)	4
I.L. 75-109 (June 3, 1975)	4
I.L. 76-181 (September 13, 1976)	2
I.L. 76-201 (October 20, 1976)	43
I.L. 77-67 (April 28, 1977)	28

NOTES

NOTES

NOTES

NOTES

Return to Introduction

**Attorney General's Office
Public Inquiry Unit
P.O. Box 944255
Sacramento, CA 94244-2550
1 (800) 952-5225**

ATTACHMENT 4

**Office of the City Attorney City of Oakland FAQ Sheet
regarding participation via teleconference**

**OFFICE OF THE CITY ATTORNEY
CITY OF OAKLAND**

Frequently Asked Questions (FAQs)

Regarding the City Council's (and Other Local Legislative Bodies') Return to In-Person Meetings and Their Members' Participation by Teleconference under the Ralph M. Brown Act, California's Open Meeting Law

Issued: March 30, 2023

Revised:

Issued By: Barbara J. Parker, Oakland City Attorney



I. INTRODUCTION

On February 28, 2023, California Governor Gavin Newsom [issued a proclamation](#) terminating the statewide COVID-19 State of Emergency that had been in effect since March 4, 2020. The termination of the State of Emergency impacts the ability of members of the Oakland City Council and other local bodies covered by the California Ralph M. Brown Act, California Government Code section 54950 et seq. (hereinafter the “Brown Act”) to attend meetings by teleconference.

Assembly Bill (“AB”) 361, signed by the Governor on September 15, 2021, and the Governor’s prior emergency orders, temporarily suspended the Brown Act’s restrictions on participation in public meetings via teleconference. Prior to March 2020, members of local bodies could participate in public meetings via teleconference only if, among other things:

1. Notices and agendas were posted for each teleconference location from which members of the local body intended to participate;
2. Teleconference locations were accessible to the public, including persons with disabilities;
3. The public could participate in the meeting from each teleconference location; and
4. A quorum of the legislative body participated from within the boundaries of the jurisdiction.¹

AB 361 modified these requirements, providing that members of local bodies could participate in public meetings without complying with the public notice of and access to the teleconference location when, among other things, a state of emergency exists and the local body or the state recommends social distancing as a safety measure.² A state of emergency refers specifically to the authority of the Governor of California to invoke a state of emergency, and not to states of emergency declared by local bodies.³ As set forth above, the termination of the

¹ Cal. Gov’t Code § 54953(b)(3).

² Cal. Gov’t Code § 54953 (e)(1).

³ Cal. Gov’t Code § 54953(j)(5).

Governor’s State of Emergency means that, effective March 1, 2023, local bodies may no longer rely upon AB 361 to participate in meetings via teleconference.

The termination of the Governor’s State of Emergency leaves two options for teleconference participation by members of local legislative bodies:

1. the traditional teleconference rules; and
2. the limited exceptions provided by Assembly Bill (“AB”) 2449.

Effective January 1, 2023, AB 2449 preserves, under very limited circumstances, an option for members of bodies subject to the Brown Act to participate in meetings via teleconference without complying with the public notice and public access to a member’s remote teleconference location. The AB 2449 exceptions to the standard teleconference rules are very limited and, among other things, only apply to meetings that provide a teleconference option for public participation, and can be invoked only for a maximum of 20% of the regularly scheduled meetings per calendar year.⁴

To ensure that the public, City of Oakland (“City”) employees, and City officials have the same information, the City Attorney is issuing this FAQ to provide answers to common questions regarding AB 2449 and the ability of members of local bodies to participate in public meetings via teleconference going forward. For additional questions regarding the Brown Act see our recent FAQ [here](#).

This FAQ is a general guide and does not constitute legal advice as the specific facts and circumstances must be evaluated on a case-by-case basis.

II. FREQUENTLY ASKED QUESTIONS REGARDING TELECONFERENCE MEETINGS UNDER BROWN ACT

1. Why Are Members of Local Bodies Returning to In-Person Meetings?

Answer: Since March 4, 2020, California has been in a COVID-19 State of Emergency that Governor Newsom. AB 361 declared and prior emergency orders allowed members of local bodies to conduct and participate in public meetings without complying with the notice of and public access to the teleconference locations when, among other things, a proclaimed state of emergency existed.⁵ On February 28, 2023, California Governor Gavin Newsom [issued a proclamation](#) terminating the statewide COVID-19 State of Emergency. As a result, local bodies

⁴ Cal. Gov’t Code § 54953(f)(1); Cal. Gov’t Code § (f)(2)(A)(i) and (ii).

⁵ Cal. Gov’t Code § 54953 (e)(1). State of emergency refers specifically to the authority of the Governor of California to invoke a state of emergency, and not to states of emergency declared by local bodies. Cal. Gov’t Code § 54953(j)(5).

can no longer invoke AB 361 and are limited to the pre-pandemic traditional teleconference rules and the limited circumstances allowed by AB 2449. In other words, members of local bodies can participate in public meetings via teleconference after the termination of the COVID-19 State of Emergency but the circumstances are much more restricted.

2. Can Members of Local Bodies Still Participate in Meetings Via Teleconference under the Longstanding Teleconference Rules?

Answer: Yes. The Governor’s termination of the statewide COVID-19 State of Emergency does not impact the longstanding teleconference rules under California Government Code section 54953(b)(3), which provides in pertinent part:

If the legislative body of a local agency elects to use teleconferencing, it shall post agendas at all teleconference locations. Each teleconference location shall be identified in the notice and agenda of the meeting or proceeding, and each teleconference location shall be accessible to the public. During the teleconference, at least a quorum of the members of the legislative body shall participate from locations within the boundaries of the territory over which the local agency exercises jurisdiction.⁶

Members of local bodies intending to use the longstanding teleconference rules should coordinate with their staff liaison and/or the City Clerk to ensure: 1) Brown Act required noticing of the location of the teleconference meeting; 2) Brown Act required postings of the notice and agenda at the teleconference location; 3) coordination regarding any technical requirements for participating remotely; and 4) a quorum of the body will participate in the meeting within the boundaries of City of Oakland.

3. What is Assembly Bill (“AB”) 2449?

Answer: AB 2449, effective January 1, 2023 and codified in California Government Code § 54953, allows members of local bodies covered by the Brown Act to participate in meetings remotely via teleconference for “just cause” and “emergency circumstances” regardless of whether a state of emergency exists and without providing notice of or public access to the teleconference location.⁷

⁶ Cal. Gov’t Code § 54953(b)(3)

⁷ Cal. Gov’t Code § 54953(f)(2)(A)(i) and (ii) (Just Cause and Emergency Circumstances exception to 54953(b)(3) – the longstanding teleconferencing requirements)

AB 2449 can be used only when members of the public also are allowed to participate remotely (i.e. to listen/observe and provide comment) via teleconference.⁸ AB 2449 does not apply and cannot be used for meetings that are only offered in-person or that are in-person with a teleconference option set to “observation only” such that the public cannot provide comment via teleconference.

4. Is the Public Always Allowed Notice of the Teleconference Location and Access to Participate in Meetings Via the Teleconference Location?

Answer: No. Only the longstanding teleconference rules require public notice of and access to the teleconference location. AB 2449 provides for exceptions to those requirements.

5. How Does AB 2449 Work?

Answer: The procedures vary depending on whether the member asserts “just cause” or “emergency circumstances” as the basis for the need to participate in the meeting remotely.

For Just Cause

- Timing of Notice: The member must notify the legislative body of their need to participate remotely at the earliest opportunity possible, up to the commencement of the meeting.⁹
- What to include in the Notice: The notice must provide a general description of the circumstances relating to their need to appear remotely at the given meeting.¹⁰
- “Just cause” means any of the following:
 - (A) A childcare or caregiving need of a child, parent, grandparent, grandchild, sibling, spouse, or domestic partner that requires them to participate remotely;
 - (B) A contagious illness that prevents a member from attending in person.
 - (C) A need related to a physical or mental disability not otherwise accommodated.
 - (D) Travel while on official business of the legislative body or another state or local agency.¹¹

⁸ Cal. Gov't Code § 54593(e)(2)(A)

⁹ Cal. Gov't Code § 54953(f)(2)(A)(i).

¹⁰ Cal. Gov't Code § 54953(f)(2)(A)(i).

¹¹ Cal. Gov't Code § 54953(j)(2).

- Per meeting notice is not required: Unlike the emergency circumstances exception, it does not appear that separate notices are required for participating remotely under the just cause exception.¹² Thus, a member could provide notice of remote participation via teleconference for just cause for up to two meetings—the maximum number of times just cause can be used¹³—if the member is aware of the need in advance, such as for childcare or official travel.
- No action by legislative body required: Invoking the just cause exception is self-executing and no further action by the body is required.¹⁴
- No requirement to notice the member’s remote participation on the agenda.

For Emergency Circumstances

- Timing of Request: The member must request that the legislative body allow them to participate in the meeting remotely due to emergency circumstances as soon as possible, preferably with enough time to place the proposed action on the posted agenda for the meeting for which the request was made. However, if the timing of the request does not allow sufficient time to post the matter on the agenda, the legislative body may take action at the beginning of the meeting.¹⁵
- What to include in the Request: The member need not provide any additional information at the time of the Request to participate in the meeting remotely due to emergency circumstances. However, the legislative body must request a general description of the circumstances relating to the member’s need to appear remotely at the given meeting. The general description need not exceed 20 words and shall not require the member to disclose any medical diagnosis or disability, or any personal medical information that is already exempt under existing law.¹⁶
- “Emergency circumstances” means a physical or family medical emergency that prevents a member from attending in person.¹⁷
- Per meeting request is required: A member must make a separate request for each meeting in which they seek to participate remotely.¹⁸
- Action by legislative body is required:¹⁹ The legislative body may approve such a request by a majority vote of the legislative body.²⁰

¹² Compare Cal. Gov’t Code § 54953(f)(2)(A)(i) to Cal. Gov’t Code § 54953(f)(2)(A)(ii)(I).

¹³ Cal. Gov’t Code § 54953(f)(2)(A)(i).

¹⁴ Compare Cal. Gov’t Code § 54953(f)(2)(A)(i) to Cal. Gov’t Code § 54953(f)(2)(A)(ii)(II).

¹⁵ Cal. Gov’t Code § 54953(f)(2)(A)(ii)(I)-(II).

¹⁶ Cal. Gov’t Code § 54953(f)(2)(A)(ii).

¹⁷ Cal. Gov’t Code § 54953(j)(1)

¹⁸ Cal. Gov’t Code § 54953(f)(2)(A)(ii)(I)

¹⁹ Cal. Gov’t Code § 54953(f)(2)(A)(ii)(II).

²⁰ Cal. Gov’t Code § 54954.2(b)(4).

6. Are There Any Specific Limitations on the Manner of Voting by Members During a Teleconferenced Meeting?

Answer: Yes. For any meeting in which the legislative body elects to use teleconferencing, whether via the longstanding teleconferencing rules or under AB 2449, all votes during the meeting must be by rollcall.²¹

7. Is There a Limit to the Number of Times a Member of a Local Body Can Participate via Teleconference?

Answer: It depends on which teleconference rules are invoked. No limit exists on the number of times a member of a local body can participate via teleconference using the longstanding teleconference rules. However, AB 2449 does impose strict limits on use of its provisions. AB 2449 has two categories of exceptions that allow use of participation by teleconference: just cause and emergency circumstances.²² Just cause can be used no more than twice in a calendar year.²³ And just cause and emergency circumstances, together, may not be used more than 20% of the regularly scheduled meetings for the calendar year or for more than 3 consecutive months.²⁴

8. Are There Any Other Limitations on the Use of AB 2449?

Answer: Yes.

- AB 2449 can be used only when members of the public are also allowed to participate remotely (i.e. to listen/observe and provide comment) via teleconference. AB 2449 does not apply and cannot be used for meetings that are only offered in-person or that are in-person with teleconference options set to “observation only” such that the public cannot provide comment via teleconference.²⁵
- AB 2449 can be used only if a quorum of members of the legislative body participate in person from the same location within the City, and location must be clearly identified on the agenda and open to the public.
- AB 2449 can be used only for a maximum of 20% of the regularly scheduled meetings for the calendar year or for more than 3 consecutive months.²⁶ “Just cause” cannot be used more than twice in a calendar year.²⁷ For boards or commissions that meet monthly, AB 2449 can only be used a total of two times,

²¹ Cal. Gov’t Code § 54953(b)(2)(A).

²² Cal. Gov’t Code § 54953(f)(2)(A)(i) and (ii) (Just Cause and Emergency Circumstances exception to 54953(b)(3) – Standard (traditional) teleconferencing requirements).

²³ Cal. Gov’t Code § 54953(f)(2)(A)(i).

²⁴ Cal. Gov’t Code § 54953(f)(3).

²⁵ Cal. Gov’t Code § 54593(e)(2)(A).

²⁶ Cal. Gov’t Code § 54953(f)(3).

²⁷ Cal. Gov’t Code § 54953(f)(2)(A)(i).

regardless of the exception (just cause or emergency circumstances) in the whole calendar year.

- Members participating remotely under AB 2449 must participate both on camera and via audio.²⁸
- Additionally, before any action is taken, the member must disclose if anyone 18 or older is in the room at the remote location with them, and the general nature of the relationship with the person or persons.²⁹
- Members of the public must be allowed to remotely hear and visually observe the meeting, and remotely address the legislative body via either 1) a two-way audiovisual platform (e.g. Zoom) or 2) a two-way telephonic service and a live webcasting of the meeting.³⁰
- The agenda must identify the call-in option, internet-based service option and the in-person location of the meeting.³¹

9. Does AB 2449 or the Brown Act Require City Staff or the City Attorney or City Attorney staff to Attend Meetings of Legislative Bodies In Person As Well?

Answer: No. AB 2449 amends the Brown Act to provide additional but limited circumstances under which members of local bodies can participate in public meetings via teleconference after the termination of the COVID-19 State of Emergency. However, neither AB 2449 nor the Brown Act require City staff, City Attorneys or members of the public to participate in public meetings in person.

10. Must the Meeting Stop If the Internet Service Broadcasting the Meeting Goes Down During the Meeting?

Answer: No. The meeting need not stop while such technical difficulties are resolved, however whether the legislative body can take further action on items appearing on the agenda depends on whether any member of the body is participating by teleconference via AB 2449.

The meeting may continue as normal if no member of the legislative body has invoked AB 2449 to participate via teleconference.

However, if a member has invoked AB 2449 and is participating via teleconference, in the event of a disruption that prevents the legislative body from broadcasting the meeting to members of the public, or in the event of disruption within the agency's control that prevents members of the public from offering public comment, the body

²⁸ Cal. Gov't Code § 54953(f)(2)(C).

²⁹ Cal. Gov't Code § 54953(f)(2)(B).

³⁰ Cal. Gov't Code § 54953(f)(1)(A)(i)-(ii).

³¹ Cal. Gov't Code § 54953(f)(1)(C).

must not take further action on items appearing on the meeting agenda until public access to the meeting is restored.³² In-person public comment and discussion by the body may continue.³³ Of course, nothing in AB 2449 or the Brown Act prevents a legislative body from exercising its discretion to pause a meeting while technical difficulties are resolved, even though no law requires them to do so.

11. Do Standing Committees of Local Bodies Have to Meet in Person?

Answer: Yes. The teleconference meeting rules apply to all legislative bodies covered by the Brown Act. The Brown Act defines legislative body to include the governing body of the local agency, as well as any other “body of a local agency, whether permanent or temporary, decision-making or advisory, created by charter, ordinance, resolution, or formal action of a legislative body.”³⁴

For the City, this includes the Oakland City Council, which is the governing body of the City, the City Council’s standing committees, and all other bodies created by the City Charter or by Council action, such as the Public Ethics Commission, the Police Commission, the Housing, Residential Rent and Relocation Board, and the Civil Service Board. Any standing committees of those bodies also would be considered a legislative body covered by the Brown Act.

The Oakland-Alameda County Joint Powers Authority is a local, legislative body that is subject to the Brown Act³⁵.

By contrast, an advisory body composed of less than a quorum of the legislative body that is established for a specific, single purpose and that is temporary in nature is not subject to the Brown Act.³⁶ These temporary advisory bodies sometimes are referred to as ad hoc committees. Ad hoc committees are not considered a legislative body and thus are not subject to the Brown Act. Ad hoc committees are not impacted by the teleconference meeting rules and those committees may continue to meet as they did before the termination of the COVID-19 State of Emergency.

3244063v2

³² Cal. Gov’t Code § 54953(f)(1)(D).

³³ Cal. Gov’t Code § 54952.6.

³⁴ Cal. Gov’t Code § 54952.

³⁵ *McKee v. Los Angeles Interagency Metropolitan Police Apprehension Crime Task Force*, 134 Cal. App. 4th 354, 362-363 (2005).

³⁶ Cal. Gov’t Code § 54952(b).

ATTACHMENT 5

PFRS Rules & Regulations

OAKLAND POLICE AND FIRE RETIREMENT SYSTEM RULES AND REGULATIONS

Article 1: IDENTIFICATION

Section 1.1: Name

The Oakland Police and Fire Retirement System ("PFRS") Board

Section 1.2: Office Location

Retirement Systems, 150 Frank H. Ogawa Plaza, Suite 3332, Oakland, CA 94612

Section 1.3: Authority, Statutory Requirements

The PFRS Board shall comply with all applicable laws, including but not limited to Article XVI, Section 17 of the California Constitution, Article XXVI of the Oakland City Charter, the Oakland Sunshine Ordinance (Oakland Municipal Code ("OMC") Chapter 2.20, the Ralph M. Brown Act (Government Code section 54950 et seq.), the California Public Records Act (Government Code section 6250 et seq.), and the Oakland Conflict of Interest Code (OMC Chapter 3.16).

Article 2: MISSION STATEMENT

The Oakland Police and Fire Retirement System is dedicated to the protection and prudent investment of the pension funds for the benefit of the PFRS retirees and beneficiaries. PFRS strives to give the beneficiaries of this retirement system friendly and courteous service. The Board of the Oakland Police and Fire Retirement System manages and administers the Oakland Police and Fire Retirement System and Fund. In order to fulfill this mission, the PFRS Board shall:

1. Possess power to make all necessary rules and regulations for its guidance;
2. Have exclusive control of the administration and investment of the fund established for the maintenance and operation of the System;
3. Administer the System in accordance with the provisions of Article XXVI of the Oakland City Charter;
4. Exercise its plenary authority and fiduciary responsibility for investment of the Plan's funds in accordance with Article XVI, Section 17 of the California Constitution.

Article 3: BOARD OF TRUSTEES

Section 3.1: Board Membership

The Board of the Police and Fire Retirement System consists of seven members, appointed or elected as set forth in Oakland City Charter section 2601: the Mayor (or a designated representative), a life insurance executive of a local office, a senior officer of a local bank, a community representative, an elected retired member of the Police Department, an elected retired member of the Fire Department, and an elected retired member position that alternates between the Police Department and Fire Department memberships.

Section 3.2: Procedure to Fill Vacancy of Elected Members

In the event a vacancy occurs before the end of a full term in any of the three (3) elected offices of the Board which are filled by retired members of the Retirement System, a successor shall be elected for the unexpired portion of the term vacated in accordance with Section 11.12.

OAKLAND POLICE AND FIRE RETIREMENT SYSTEM RULES AND REGULATIONS

Section 3.3: Procedure to Fill Vacancy of Appointed Members

In the event a vacancy occurs before the end of a five (5) year term in any of the three (3) appointed offices of the Board, the Mayor's office will be notified of the vacancy by the Retirement office. The new appointee shall be appointed by the Mayor, confirmed by Oakland City Council and sworn-in by the Oakland City Clerk's office. A successor appointed under this Section shall be appointed for the remainder of the vacated term.

Section 3.4: Holdover

In the event of a failure to appoint a successor to the Board seat held by the life insurance representative, bank representative, or community representative after the expiration of a five (5) year term, the Board member most recently filling that seat may continue to serve as a Board member during the following term in a holdover capacity for up to one year.

Section 3.5: Compensation

All Board members shall serve without compensation.

Article 4: BOARD MEMBER RESPONSIBILITIES AND CORE COMPETENCIES

Section 4.1: Attendance

All Board members are expected to attend all board and applicable committee meetings. While attendance is not always possible, board members should, once the calendar for a year is set, immediately identify any scheduling conflicts and thereafter manage their schedules to avoid creating additional conflicts. Absences for medical or other substantial reasons shall be deemed to be excused absences in the discretion of the Board President.

Section 4.2: Preparation

Board members should come to Board and committee meetings having already read the materials prepared and circulated by staff and/or consultants, and having already asked any questions of staff necessary for their understanding.

Section 4.3: Integrity

Board members shall conduct themselves with integrity and dignity, maintaining the highest ethical conduct at all times. They should understand system objectives and exercise care, prudence and diligence in handling confidential information.

Section 4.4: Conflict of Interest

No Board member and no employee of the Board shall have any interest, direct or indirect in the making of any investment, or in the gains or profits accruing there from. No member or employee of the Board, directly or indirectly, for himself or herself or as an agent or partner of others, shall borrow any of its funds or deposits or in any manner use the same except to make such current and necessary payments as are authorized by the Board; nor shall any member or employee of the Board become an endorser or surety or become in any manner an obligor for moneys invested by the Board.

Board members, staff and specified consultants are subject to the conflict of interest provisions the Oakland Municipal Code (OMC Chapter 3.16) and California state law, including but not limited to the Political Reform Act (Government Code section 81000 et seq) and Government Code section 1090.

OAKLAND POLICE AND FIRE RETIREMENT SYSTEM RULES AND REGULATIONS

Board members shall timely file annually the Statement of Economic Interests (Fair Political Practices Commission Form 700) as required by the City of Oakland's Conflict of Interest Code.

Section 4.5: Knowledge

Board members should develop and maintain their knowledge and understanding of the issues involved in the management of the system. The specific areas in which board members should develop and maintain a high level of knowledge should include:

- Public pension plan governance.
- Asset allocation and investment management.
- Actuarial principles and funding policies.
- Financial reporting, controls and audits.
- Benefits administration.
- Vendor selection process.
- Open meeting and public records laws.
- Fiduciary responsibility.
- Ethics and conflicts of interest.

Section 4.6: Education

Board members are expected to pursue educational opportunities that will assist them in the fulfillment of their fiduciary duties to the retirement plan and its beneficiaries. Each Board member will be allocated an educational allowance on an annual basis.

Section 4.7: Collegiality

Board members shall make every effort to engage in collegial deliberations, and to maintain an atmosphere in which board or committee members can speak freely, explore ideas before becoming committed to positions and seek information from staff and other members.

Article 5: MEETINGS

Section 5.1: Open Meetings / Quorum

Public notice of all meetings shall be provided as required by the Brown Act and the Sunshine Ordinance. Four members of the Board shall constitute a quorum for the transaction of business. Two Board Members constitute a quorum for the purpose of a Committee meeting. The powers conferred by the Charter upon the Board shall be exercised by order or resolution adopted by the affirmative votes of at least four (4) Board members. The affirmative votes of five (5) members of the Board are required for all investment decisions excluding Board approved drawdowns for benefits payments or administrative expenses.

Section 5.2: Time and Place of Regular Meetings

Section 5.2a: Full Board

The regularly scheduled meetings of the PFRS Board shall take place at Oakland City Hall on the last Wednesday of each month.

OAKLAND POLICE AND FIRE RETIREMENT SYSTEM RULES AND REGULATIONS

Section 5.2b: Standing Committee

The regularly scheduled meetings of the Audit/Operations Committee shall take place at Oakland City Hall on the last Wednesday of each month, at a specified time.

The regularly scheduled meetings of the Investment Committee shall take place at Oakland City Hall on the last Wednesday of each month, at a specified time.

Section 5.3: Special Meetings

The President or a majority of the members of the Board may schedule a Special Meeting of the board at any time, with notice given in accordance with the notice provisions of the Sunshine Ordinance and Brown Act.

Article 6: FISCAL YEAR

The fiscal year of the Board shall commence upon the first day of July each year and terminate on the thirtieth day of June of the following year.

Article 7: OFFICERS

Section 7.1: Elective Officers

At the regular meeting in September of each year, the Board shall elect one of its members to act as President for the ensuing year, and one to act as Vice President.

Section 7.2: Terms of President and Vice-President

The President and Vice-President shall take office at the close of the September meeting following their election and shall serve for one year or until their successors have been elected and take office.

Section 7.3: Duties of President and Vice-President

The President of the Board shall preside at all Board meetings. In his or her absence, the Vice-President shall preside. In the absence of both the President and the Vice-President, when the President has not selected a President Pro Tem in advance, the Board shall select one of its own members to preside.

The President shall also:

- Appoint the members of the Board's standing committees annually prior to the October meeting;
- Manage the Full Board Meeting Agenda and Committee Agendas in accordance with Article 9 of the PFRS Rules and Regulations;
- Ensure that Committee Chairpersons manage committee agendas in accordance with Article 9 of the PFRS Rules and Regulations;
- Schedule a Special Meeting of the Board,
- Create ad hoc committees for a limited duration and purpose, which shall be comprised of at least one but less than a quorum of board members, and may include a non-board member(s),

OAKLAND POLICE AND FIRE RETIREMENT SYSTEM RULES AND REGULATIONS

- Sign authorized contracts, agreements and financial documents on the Board's behalf; and
- Perform other duties as directed by the Board.

The Vice President shall also:

- Assume and discharge the President's duties when the President is absent or otherwise unable to perform them, or when directed by the President; and
- Perform other duties as directed by the Board.

Section 7.4: Duties of the Secretary of the Board

The Board shall also appoint a Secretary who shall hold office at its pleasure. The Secretary shall have the power to:

- Administer oaths and affirmations
- Issue subpoenas in all matters pertaining to the administration and operation of the System

Section 7.5: Duties of the Plan Administrator

The Plan Administrator is authorized to:

- Approve the withdrawal of funds for the purpose of making benefit payments to retirees and their beneficiaries in the event that the Board is unable to do so in a timely manner and submit to the board for ratification.
- Approve all demands for payment of claims against the administrative appropriation as approved by the Board.

The Plan Administrator shall also:

- Submit a monthly report to the Board that shall summarize plan expenses and membership count of the Retirement System.
- Prepare an annual report for the Board and the City Council.
- Annually submit a budget for approval by the Board and to be submitted to the City Administrator for the bi-annual budget.

Article 8: STANDING COMMITTEES

Section 8.1: Investment Committee

The Investment Committee shall be a Standing Committee of the Board, consisting of three members, whose chairperson shall be the banker representative on the Board. If the banker representative position is vacant, the Board President shall appoint a chairperson. Annually, before the October meeting, the President of the Board shall appoint the additional members of the committee, who shall serve until their successors have been appointed.

OAKLAND POLICE AND FIRE RETIREMENT SYSTEM RULES AND REGULATIONS

The Investment Committee shall have the responsibility for making recommendations to the Board in the following areas:

- Review the Plan's overall investment objectives, risk tolerance and performance standards and recommend changes to the Board.
- Recommend the hire or termination of investment managers to the PFRS Board.
- Keep the Board apprised of the performance of the Plan's investment portfolio.
- Recommend the asset allocation of the Plan to the Board.
- Recommend to the Board which investments to target for the purpose of making benefit payments under the Plan.
- Review the Investment Policy and recommend changes to the Board.

Section 8.2: Audit/Operations Committee

The Audit/Operations Committee shall be a Standing Committee of the Board, consisting of three members. Annually, before the October meeting, the President of the Board shall appoint the members of the committee, who shall serve until their successors have been appointed. The President shall appoint a Committee chairperson from one of the three Committee members.

The Audit/Operations Committee shall have the responsibility for making recommendations to the Board in the following areas:

- Review the Plan's administrative procedures for the purpose of ensuring prompt delivery of benefits and related services to participants and their beneficiaries and recommend necessary changes to the full Board.
- Review and recommend solutions to specific issues raised by the Board that relate to administration of the PFRS Plan.
- Review the actuarial valuation report and the annual financial audit report of the Plan and recommend approval by the Board, unless the Board President determines that a report should be reviewed in the first instance by the full Board.
- Review the annual budget and recommend approval by the Board.
- Monitor the Plan's administrative budget and assist the Board in defraying reasonable expenses.
- Develop and recommend changes to Board rules, regulations and policies in non-investment areas.
- Review PFRS Rules and Regulations every three years.
- Review PFRS Travel Policy as needed but no less than three years from the previous approval date.
- Recommend approval of board member and staff travel in accordance with the PFRS Travel Policy.
- Other duties and/ or issues as directed by the Board.

OAKLAND POLICE AND FIRE RETIREMENT SYSTEM RULES AND REGULATIONS

Article 9: MEETING PROCEDURES AND BOARD ACTION

Section 9.1: Board and Committee Time Management

The Board President or Committee Chairperson is responsible for time management of the applicable body. To the greatest extent feasible, all items on Board and Committee agendas shall be supported by concise, easily accessible written information.

Section 9.2: Speakers' Cards

Members of the public wishing to speak must submit their name and the item on the agenda they wish to discuss, if any, to staff before being recognized by the presiding officer.

Members of the public who wish to speak must complete a speaker card for each agenda item s/he wishes to speak on. Multiple agenda items cannot be listed on one speaker card.

Section 9.3: Speaker Procedures

Members of the public addressing the Board shall state their name. They shall confine their remarks to the agenda item under discussion, unless they are speaking during the Open Forum portion of the agenda.

Section 9.4: Time Limits for Speakers

Any member of the public who has submitted a speaker card on an agenda item, other than open forum, shall be allotted three (3) minutes to speak prior to any vote or action by the Board.

Subject to the provisions of this Rule that apply to speakers who submit multiple speaker's cards, all speakers on any one item shall be allotted the same amount of speaking time on that item, unless given ceded time, or unless more time must be given to comply with due process or other legal requirements or in circumstances where the Board is acting in a quasi-judiciary capacity.

Section 9.5: Speakers Submitting Speaker's Cards on Multiple Items

Subject to Section 9.4 and the discretion of the presiding officer, which discretion must be exercised in accordance with Section 9.4, a speaker who submits his or her name to speak on four or more items (other than open forum) will be instructed to address all items concurrently and shall be allotted 2 minutes per item up to a maximum of 10 minutes; if the presiding officer exercises his/her discretion under Section 9.4 to reduce each speaker's time to one (1) minute, speakers who submit four or more speaker's cards shall be allotted one (1) minute per item up to a maximum of 5 minutes.

Section 9.6: Ceding Time

In case the allotted time for each speaker is less than two (2) minutes on an agenda item, a speaker may extend his or her speaking time if other speakers who have submitted their names to speak agree to cede their time to the recipient speaker. The recipient speaker will receive one (1) minute speaking time from each ceding speaker, up to a maximum of five (5) minutes. At the presiding officer's discretion, a speaker may be allotted more than five (5) minutes based on ceded time. The recipient speaker must submit the ceding speakers' speaking cards, and the ceding speakers must be present at the time the recipient speaker speaks.

Section 9.7: Open Forum

Speakers submitting their names to speak under open forum shall be allotted a maximum of three (3) minutes. A speaker may speak only once under open forum during any one meeting, subject to the

OAKLAND POLICE AND FIRE RETIREMENT SYSTEM RULES AND REGULATIONS

discretion of the presiding officer. The presiding officer may reduce each speaker's allotted time to one (1) minute if he or she publicly states all reasons justifying any reduction in speaker time, which reasons shall be based at least on consideration of the time allocated or anticipated for the meeting, the number and complexity of agenda items and the number of persons wishing to address the local body, and whether there will be sufficient time available during the meeting to consider all agenda items if all speakers are allowed two (2) minutes to speak.

The Board cannot take any action under Open Forum unless it is deemed an emergency or urgency matter under the Sunshine Ordinance and Brown Act by a vote of the Board.

Section 9.8: Procedure for Placing New Items on an Agenda

For any new business by any board member, the full Board is authorized to add the item to future agendas of any meeting by an affirmative vote of a majority of the quorum of Board members present.

Section 9.9: Procedure to Add, Remove Agenda Items

For Board items, any Board member wishing to add (or remove) a Board agenda item after the Board has met, but before the agenda is published, must obtain authorization from the President of the Board.

For Committee items, any Board member wishing to add (or remove) a Committee agenda item after the Committee has met, but before the agenda is published, must obtain authorization from the President of the Board and the Chair of the Committee.

Section 9.10: Timeline for Submission of Agenda Materials

Items which are placed onto a Board or Committee agenda pursuant to the processes described in Sections 9.8 and 9.9 normally will be supported by written materials submitted to the Plan Administrator by close of business on the Wednesday that is two (2) weeks prior to the scheduled Board/Committee meeting. If such materials are received following this deadline, the item will not be placed onto the appropriate agenda until the following month.

Section 9.11: Minutes

The Secretary shall cause to be recorded in the minutes, the time and place of each meeting of the Board, the names of Board members present and all official acts of the Board along with a summation of the Board discussion along with the votes, and shall cause the minutes to be written and presented for approval no later than the next scheduled regular meeting.

Section 9.12: Other Requests

Other requests by the plan sponsor, other entities or the public will be directed to the Plan Administrator, who will review and respond administratively. To the extent the request need to be addressed to or by the Board, the request will be brought to the full board for further direction or authorization.

Section 9.13: Requests by the Board

Any research, analyses and reports from staff as are necessary for the Board's effective oversight of PFRS operations shall be initiated by placing that item on a future agenda in accordance with section 9.8. Such requests will be agendized and considered at regularly scheduled Board meetings. If approved, the Plan Administrator will be responsible for coordinating the completion of the approved project or report within a reasonable time or by the completion date specified in the Board action.

Section 9.14: Requests by Individual Board Members

OAKLAND POLICE AND FIRE RETIREMENT SYSTEM RULES AND REGULATIONS

Board members making individual requests for information will be advised to place the item on the Board meeting agenda in accordance with section 9.8 unless the information is readily available and the Plan Administrator determines that a response will not require any significant commitment of staff time or other PFRS resources.

Section 9.15: Resolutions

The Board shall act either by order or by resolutions, numbered in sequence of passage. In every instance, authorization by Board resolution shall be required for the following:

- Setting of Retirement and Disability Allowances;
- Changes to the types of compensation to be included as “Compensation” and “Compensation Attached to the Average Rank Held”;
- Approval of Death Benefits;
- Approval of continuation of allowances to eligible surviving spouse.
- Authorization of Contracts.

The Board may, in its discretion, act by resolution in other matters not listed above. Actions taken by the Board by way of order shall be set forth in the minutes of the Board.

Section 9.16: Ayes and Noes

The Board shall pass resolutions or orders only by taking the ayes and noes by an audible vote, which shall be entered in its minute book. Each resolution shall show on its face the ayes and noes vote thereon and the members so voting.

Section 9.17: Subject and Title

Every resolution of the Board shall be confined to one subject, which shall be clearly expressed in its title.

Article 10: RULES OF ORDER

Roberts’ Rules of Order shall be the final authority on all questions of procedure and parliamentary law, not otherwise provided for by the City Charter, (Article XXVI) or these rules. The deputy City Attorney in attendance will serve as the Parliamentarian for the PFRS Board and its Committees.

Article 11: ELECTION OF MEMBERS OF THE BOARD REPRESENTING RETIRED MEMBERS OF THE RETIREMENT SYSTEM

Section 11.1: Day for Counting of Ballots

The fourth Wednesday in August of the year in which such election is required to be held is hereby designated as the day for counting of ballots.

OAKLAND POLICE AND FIRE RETIREMENT SYSTEM RULES AND REGULATIONS

In the event of a vacancy of one or more of the elected PFRS Retirement Board seats before the completion of the full term, the day for counting ballots for the election to fill the vacant PFRS Retirement Board seat shall be the fourth Wednesday of the month that follows 90 days after the date of being informed of the vacancy.

Section 11.2: Notice of Nomination

On or before the first business day in June of each year in which an election is required, the office of the Police and Fire Retirement Board shall send a notice stating that nomination papers may be obtained at the office of said Police and Fire Retirement Board, the place where nomination papers shall be filed and the final date of filing thereof, the date when ballots will be counted and such other information as may be appropriate to the following organizations:

- Retired Oakland Police Officers' Association (ROPOA)
- International Association of Fire Fighters, Local 55 (IAFF Local 55)

In the event of a vacancy of one of the elected PFRS Retirement Board seats before the completion of the full term, the office of the Police and Fire Retirement Board shall send notice as stated above no later than ten (10) calendar days after the date of being informed of the vacancy.

Section 11.3: Nomination for Membership

Nomination for membership on the Police and Fire Retirement Board from the retired membership of the Police and Fire Department shall be in writing on forms supplied by the office of said Police and Fire Retirement Board upon request. Nomination papers shall be substantially in the form shown in Appendix A. Nomination papers shall be signed by at least ten retired members of the Police or Fire Department, as the case may be, who are members of the POLICE AND FIRE RETIREMENT SYSTEM, other than the person nominated. Each signatory of a nominating paper shall write the date of his/her signature at the end of the line opposite his/her signature. Beneficiaries of deceased members are not eligible to vote in elections.

Section 11.4: Date of Filing Nomination Papers

Nominating papers shall be filed in the Office of the Oakland City Clerk, Room 306 of the Oakland City Hall, not less than thirty-five days before the day of counting ballots. If said date falls on a non-business day for the City of Oakland, it shall be filed on the next business day.

Section 11.5: Determination of Sufficiency of Nominating Papers

The City Clerk of the City of Oakland will determine when a member is nominated and for this purpose shall have access to the records of the Police and Fire Retirement Board the names of those retired members of the respective departments determined by him to have been nominated.

Section 11.6: Winner by Default

In the event that only one person is nominated in accordance with this Article 11 as a member of the Board, that person shall be declared a winner.

Section 11.7: Mailing of Ballots

Not less than fifteen days before the day for the counting of the ballots that shall be prepared by and mailed for the office of the Police and Fire Retirement Board to each retired member of the Police Department of Fire Department who is a member of the Police and Fire Retirement System a ballot addressed to his or

OAKLAND POLICE AND FIRE RETIREMENT SYSTEM RULES AND REGULATIONS

her address as shown by the records of the Police and Fire Retirement Board. The Ballots shall contain the names in alphabetical order of the candidates certified by the City Clerk as nominated. Such ballot, sealed in a blank envelope provided for this purpose, which shall be enclosed in another envelope, also provided for such purpose, upon which the voter shall place his or her name, may be returned to the City Clerk not later than 10:00 a.m. of the day for the counting of ballots.

Section 11.8: Roster of Eligible Voters

There shall be prepared in the office of the Police and Fire Retirement Board a roster of eligible voters which shall contain the names of the retired members of the Police or Fire Department who are members of the Police and Fire Retirement System, excluding beneficiaries of deceased members. Such roster of eligible voters shall be delivered to the City Clerk not less than fifteen days before the day for the counting of ballots and shall be in such form as to permit appropriate asking thereon by the City Clerk to indicate that an eligible member has voted.

Section 11.9: Counting of Ballots

On the day for the counting of ballots at the hour of 10:00 A.M. thereof, the ballot box shall be opened and no ballot received after said hour shall be counted. The ballots will be counted under the supervision and control of the City Clerk in such manner that the identity of the individual casting any ballot will not be disclosed. No ballot shall be counted unless it is enclosed in an envelope bearing the name of the voter. No ballot shall be counted which contains a vote for a person not nominated in accordance with Article 12. Upon the conclusion of the counting of the ballots, the City Clerk will certify the count and the candidate elected, and notify each candidate thereof by mail.

Section 11.10: Vote Necessary for Election

The candidate receiving the highest number of eligible votes shall be declared elected.

Section 11.11: Disposition of Ballots after Counting

Upon conclusion of the counting of the ballots they shall be kept by the City Clerk in the manner and for the period the ballots of municipal elections are kept.

Section 11.12: Procedure to Fill Vacancy of Elected Members

In the event a vacancy occurs before the end of a full term in any of the three (3) elected offices of the Board which are filled by retired members of the Retirement System, a successor shall be elected for the unexpired portion of the term vacated. The successor shall be elected from the same department of the member who is vacating the seat for the remainder of said unexpired three (3) year, or five (5) year, term. The election shall be governed by Article 11.

Article 12: RECALL OF MEMBER OF THE BOARD REPRESENTING RETIRED MEMBERS OF THE RETIREMENT SYSTEM

Section 12.1: Day for Counting Recall Ballots

The Ballots shall be counted not less than 90 days from receiving Recall Petition.

Section 12.2: Notice of Recall Petition

Upon receiving a Notice of Recall, the office of the Police and Fire Retirement Board shall send to the Retired Oakland Police Officers' Association (ROPOA), International Association of Fire Fighters, Local 55

OAKLAND POLICE AND FIRE RETIREMENT SYSTEM RULES AND REGULATIONS

(IAFF Local 55) and the City Clerk a notice stating that a recall petition had been received, the date when ballots will be counted and such other information as may be appropriate.

The Petition for recall of a retired member on the Police and Fire Retirement Board shall be in writing on forms supplied by the Secretary of the Board upon request. Recall petitions shall be substantially in the form as shown in Appendix B.

Recall petition shall be signed by 10 retired members of the Police or Fire Department (as the case may be). And who are members of the POLICE AND FIRE RETIREMENT SYSTEM, other than the person recalled. Each signatory of a recall petition shall write the date of his/her signature at the end of the line opposite his/her signature. Beneficiaries of deceased retired members are not eligible to sign or vote on recall.

Section 12.3: Date of Filing Recall Petition Paper

Petition papers shall be filed in the Office of the Oakland City Clerk, Room 306 of the Oakland City Hall, not more than thirty (30) days after filing the notice of recall petition.

Within seven (7) days after filing of petition the board member sought for recall may file with the City Clerk, a response, in not more than 200 words, to the statement of the proponents. If a response is filed, the City Clerk shall serve a copy by Certified Mail, to one of the proponents named in the petition.

Copies of the Petition and Response shall be distributed and posted within the offices of ROPOA, IAFF Local 55 and the City Clerk. The statement and answers shall be for voter's information and will be mailed to them upon the request.

Section 12.4: Determination of Recall Petition

The City Clerk of the City of Oakland will determine when a member is recalled and for this purpose shall have access to the records of the Police and Fire Retirement Board. The City Clerk, within five (5) days after the last day for filing Recall Petition papers will certify to the office of the Police and Retirement Board the names of those retired members of the respective departments determined by him to have been recalled.

Section 12.5: Mailing of Ballots

Not less than fifteen (15) days before the day the counting of the ballots shall be prepared by and mailed from the office of the Police and Fire Retirement Board to each retired member of the Police or Fire Department and who is a member of the Police and Fire Retirement System a ballot addressed to his or her address as shown by the records of the Police and Fire Retirement Board. The ballots shall contain the name of the member to be recalled, as certified by the City Clerk. Such ballot, sealed in a blank envelope provided for this purpose, which shall be enclosed in another envelope, also provided for such purpose, upon which the voter shall place his/her name, may be returned to the City Clerk not later than 10:00 A.M. of the day for counting of ballots.

Section 12.6: Roster of Eligible Voters

The Roster of Eligible Voters described in Section 11.8 shall be delivered to the City Clerk not less than fifteen (15) days before the day for counting of the ballots and shall be in such form as to permit appropriate marking thereon by the City Clerk to indicate that an eligible member has voted on the recall.

**OAKLAND POLICE AND FIRE RETIREMENT SYSTEM
RULES AND REGULATIONS**

Section 12.7: Counting of Ballots

On the day for counting of ballots at the hour of 10:00 A.M. thereof the ballot box shall be opened and no ballots received after said hour shall be counted. Upon the conclusion of the counting of the ballots, the City Clerk will certify the count and notify the Retirement Board of the results.

Section 12.8: Vote Necessary for Recall

The majority of eligible votes counted and cast to recall or not recall the board member shall prevail.

Section 12.9: Disposition of Ballots after Counting

Upon conclusion of the counting of the ballots, they shall be kept by the City Clerk in the manner and for the period, the ballots of municipal recalls are kept.

Article 13: PROCEDURE TO FILL VACANCY OF RECALLED MEMBER

A vacancy created after a successful recall pursuant to Article 12 shall be filled by the procedure set forth in Article 11.12.

These rules may be amended by a majority vote of the Board at any regular meeting or special meeting called for that purpose.


Article 14: AMENDMENT OF RULES AND REGULATIONS

These Rules and Regulations may be amended under the following procedures:

- Amendments shall be read at a regular meeting.
- No vote may be taken earlier than the next regular meeting.
- At least four (4) members of the Board must vote in favor of the amendments.

The Rules and Regulations of the Oakland Police and Fire Retirement System have been approved by vote

of the Board of Administration, effective JUNE 27, 2018



WALTER L. JOHNSON, SR.
PRESIDENT
OAKLAND POLICE & FIRE RETIREMENT SYSTEM BOARD



KATANO KASAINÉ
SECRETARY
OAKLAND POLICE & FIRE RETIREMENT SYSTEM BOARD

**OAKLAND POLICE AND FIRE RETIREMENT SYSTEM
RULES AND REGULATIONS**

APPENDIX A

Nomination Form – Elected PFRS Member

OAKLAND POLICE AND FIRE RETIREMENT BOARD

I, undersigned, am a retired member of the Oakland Police Department (or Fire Department as the case may be), and a member of the POLICE AND FIRE RETIREMENT SYSTEM, and I hereby nominate _____, PRINT NOMINEE NAME, a member of the POLICE AND FIRE RETIREMENT SYSTEM, as a candidate for membership on the Police and Fire Retirement Board from the retired membership of the Oakland Police Department (or Fire Department as the case may be), for the term expiring August 31, _____.

	Name	Signature	Date
1.	_____	_____	_____
2.	_____	_____	_____
3.	_____	_____	_____
4.	_____	_____	_____
5.	_____	_____	_____
6.	_____	_____	_____
7.	_____	_____	_____
8.	_____	_____	_____
9.	_____	_____	_____
10.	_____	_____	_____

I accept the nomination and consent to serve if elected.

Signature of Nominee

**OAKLAND POLICE AND FIRE RETIREMENT SYSTEM
RULES AND REGULATIONS**

APPENDIX B

Board Member Recall Form – Elected PFRS Member

OAKLAND POLICE AND FIRE RETIREMENT BOARD

I, undersigned, am a retired member of the Oakland Police or Fire Department (as the case may be), and a member of the POLICE AND FIRE RETIREMENT SYSTEM. I hereby request that _____, a member of the POLICE AND FIRE RETIREMENT BOARD as representative for the Police or Fire Department (as the case may be), be recalled by the retired membership of said department, for the unexpired term ending _____, for the following reasons:

	Name	Signature	Date
1.	_____	_____	_____
2.	_____	_____	_____
3.	_____	_____	_____
4.	_____	_____	_____
5.	_____	_____	_____
6.	_____	_____	_____
7.	_____	_____	_____
8.	_____	_____	_____
9.	_____	_____	_____
10.	_____	_____	_____

Economic and Market Update

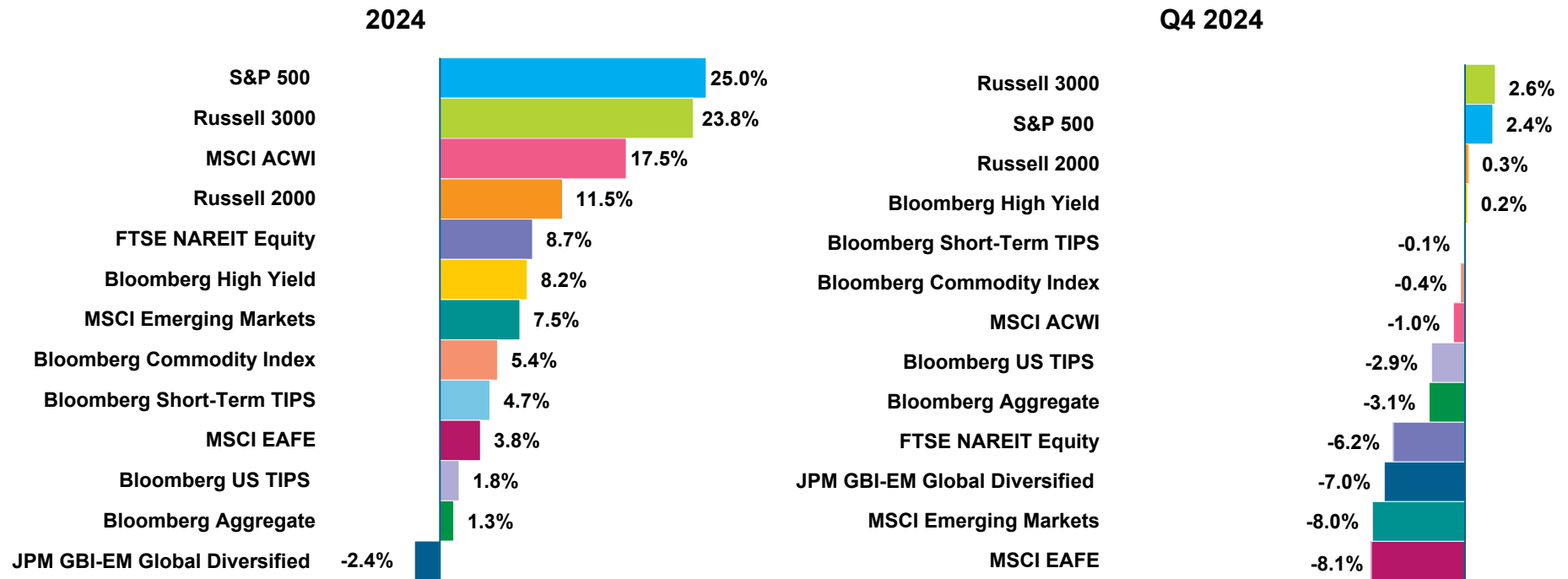
December 2024 Report

Commentary

Although most major markets finished 2024 in positive territory, in the fourth quarter, with the exception of US stocks, the majority of markets declined.

- Trump's victory along with a now Republican controlled Congress, supported US equity markets in the fourth quarter on anticipation of pro-growth policies. Domestic equity markets (Russell 3000) posted a return of 2.6% in the quarter and an impressive 23.8% for the year driven by large cap technology stocks.
- Non-US developed stocks sold-off in the fourth quarter (MSCI EAFE: -8.1%) largely driven by the strength of the US dollar, as well as slowing growth in Europe and the potential for trade wars. For the year, they trailed US equities by a wide 20% margin (3.8% versus 23.8%).
- Emerging market stocks also fell (MSCI Emerging Markets: -8.0%) in the fourth quarter, again driven by the strong dollar and concerns about US tariffs. In 2024, emerging markets beat developed international markets (7.5% versus 3.8%) but significantly trailed the US.
- The Federal Reserve cut its policy rate another 0.25% in December, but its Summary of Economic Projections and hawkish comments provoked a repricing of future rate cuts and their timing.
- Most fixed income markets fell for the quarter with interest rates rising given fears of inflation from the proposed policies of the incoming US administration. The broad US bond market (Bloomberg Aggregate) declined 3.1% for the quarter, reducing its 2024 gain to 1.3%. For the year, most major bond markets delivered positive returns on cooling global inflation.
- Looking ahead, uncertainty related to the policies of the new Trump Administration and its impact on the economy, inflation, and Fed policy will be key. The path of China's economy and concerns over elevated valuations and technology driven concentration in the US equity market will also be important focuses of 2025.

Index Returns¹



- In 2024, most major assets classes posted gains, led by the S&P 500's 25.0% return.
- Markets had mixed returns in the fourth quarter. US equities rose on optimism over potential pro-growth policies from the incoming administration while inflation concerns and a strong dollar, respectively, weighed on bonds and international equities.

¹ Source: Bloomberg. Data is as of December 31, 2024.

Domestic Equity Returns¹

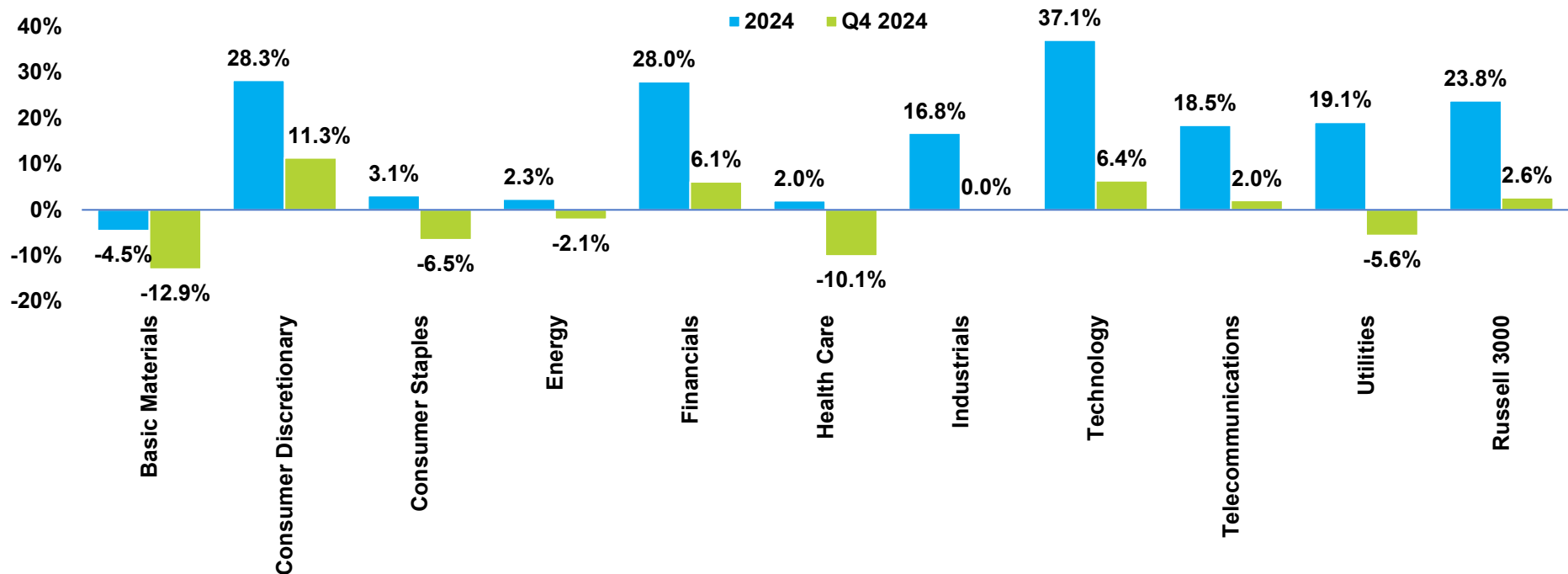
Domestic Equity	December (%)	Q4 2024 (%)	2024 (%)	3 YR (%)	5 YR (%)	10 YR (%)
S&P 500	-2.4	2.4	25.0	8.9	14.5	13.1
Russell 3000	-3.1	2.6	23.8	8.0	13.9	12.5
Russell 1000	-2.8	2.7	24.5	8.4	14.3	12.9
Russell 1000 Growth	0.9	7.1	33.4	10.5	19.0	16.8
Russell 1000 Value	-6.8	-2.0	14.4	5.6	8.7	8.5
Russell MidCap	-7.0	0.6	15.3	3.8	9.9	9.6
Russell MidCap Growth	-6.2	8.1	22.1	4.0	11.5	11.5
Russell MidCap Value	-7.3	-1.7	13.1	3.9	8.6	8.1
Russell 2000	-8.3	0.3	11.5	1.2	7.4	7.8
Russell 2000 Growth	-8.2	1.7	15.2	0.2	6.9	8.1
Russell 2000 Value	-8.3	-1.1	8.1	1.9	7.3	7.1

US Equities: The Russell 3000 rose 2.6% in the fourth quarter, bringing the year-to-date results to +23.8%.

- US stocks rose broadly in the fourth quarter on a post-election rally. However, value stocks did not participate and ended the quarter lower. In the large cap space, the Russell 1000 Value index's omission of several "Magnificent 7" stocks, such as NVIDIA, Amazon, and Tesla, drove much of the divergence.
- For the full year, US equities gained 23.8%. NVIDIA was the leading contributor among all stocks in the Russell 3000 index. The stock appreciated 171% during the year and was responsible for 20% of total index gains. The "Magnificent 7" stocks contributed just under 50% of the 2024 index gains.
- Growth stocks outperformed value stocks across the market cap spectrum in 2024, which was more pronounced in the large cap space. Larger companies (Russell 1000) produced more than double the returns of smaller companies (Russell 2000) for the year.

¹ Source: Bloomberg. Data is as of December 31, 2024.

Russell 3000 Sector Returns¹



- US equity sectors experienced mixed results in the final quarter of the year but all sectors except materials, experienced gains in 2024.
- Technology stocks rose 37.1% last year, which led all sectors. Within technology, NVIDIA and Broadcom accounted for more than half of the sector's contribution to overall index gains.
- After technology, consumer discretionary (+28.3%) and financials (+28.0%) were next driven by Amazon and Tesla and a steepening yield curve/strong economy, respectively.

¹ Source: Bloomberg. Data is as of December 31, 2024.

Foreign Equity Returns¹

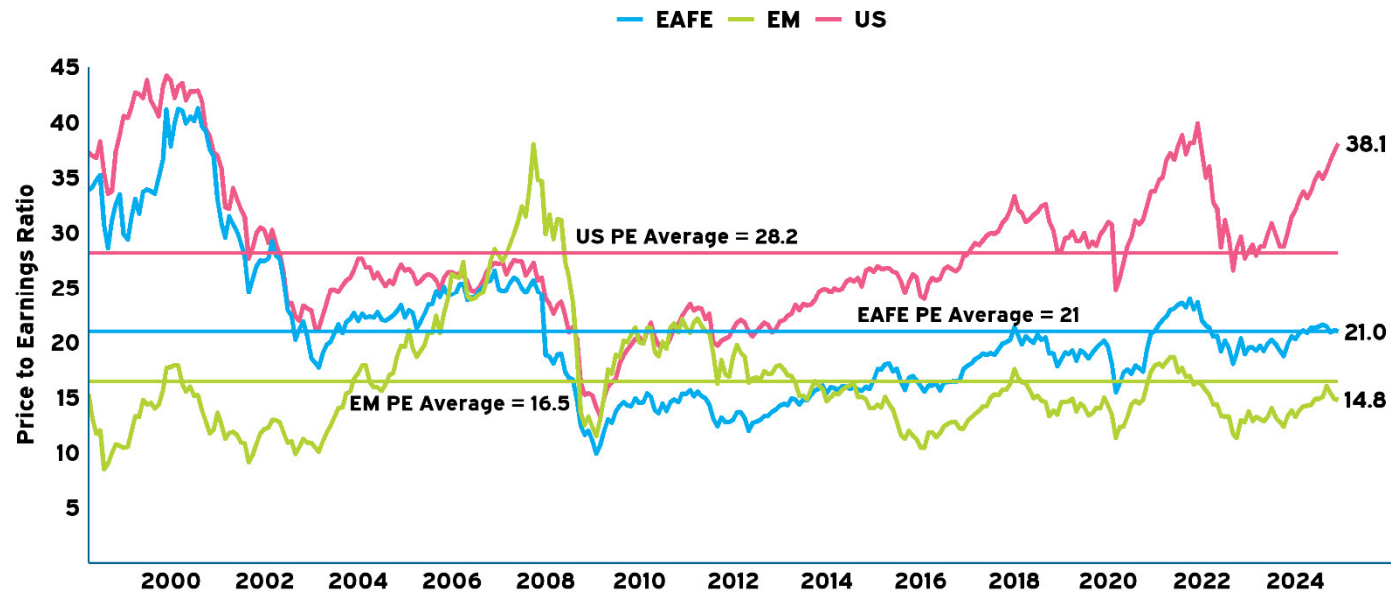
Foreign Equity	December (%)	Q4 2024 (%)	2024 (%)	3 YR (%)	5 YR (%)	10 YR (%)
MSCI ACWI Ex US	-1.9	-7.6	5.5	0.8	4.1	4.8
MSCI EAFE	-2.3	-8.1	3.8	1.6	4.7	5.2
MSCI EAFE (Local Currency)	0.4	-0.6	11.3	6.3	7.5	7.1
MSCI EAFE Small Cap	-2.3	-8.4	1.8	-3.2	2.3	5.5
MSCI Emerging Markets	-0.1	-8.0	7.5	-1.9	1.7	3.6
MSCI Emerging Markets (Local Currency)	1.2	-4.4	13.1	1.6	4.5	6.0
MSCI EM ex China	-1.2	-8.1	3.6	0.1	4.4	4.7
MSCI China	2.7	-7.7	19.4	-6.1	-3.4	1.9

Foreign Equity: Developed international equities (MSCI EAFE) fell -8.1% in the fourth quarter but rose 3.8% for the year, while emerging market equities (MSCI Emerging Markets) fell -8.0% in the quarter but returned 7.5% for the year.

- Continued strength in the US dollar weighed on developed market shares, with declines in local terms significantly lower (-0.6% versus -8.1%). An unstable political environment, potential tariffs from the US, and weak growth all weighed on eurozone equities. Japan was a bright spot, outperforming the US for the quarter, with renewed yen weakness boosting the outlook for exporters.
- Emerging markets reacted poorly to Mr. Trump's win in the fourth quarter, due largely to tariff fears and the Fed's decreased likelihood of reducing rates in 2025. A strong dollar also weighed on results but not as much as in developed markets. China declined less than the broader index for the quarter (-7.7% versus -8.0%).
- Over the full 2024 calendar year, international equities significantly trailed US equities.

¹ Source: Bloomberg. Data is as of December 31, 2024.

Equity Cyclically Adjusted P/E Ratios¹



- Valuations in US stocks continued to move higher over the quarter while valuations for international equities fell.
- US stocks, priced at 38.1 times earnings, continue to trade well above their long-run PE average of 28.2.
- Non-US developed market valuations are trading at their long-term average. Emerging market stock valuations declined the most over the quarter (16.1 to 14.8) and remain below their long-term average.

¹ US Equity Cyclically Adjusted P/E on S&P 500 Index. Source: Robert Shiller, Yale University, and Meketa Investment Group. Developed and Emerging Market Equity (MSCI EAFE and EM Index) Cyclically Adjusted P/E Source: Bloomberg. Earnings figures represent the average of monthly "as reported" earnings over the previous ten years. Data is as of December 2024. The average line is the long-term average of the US, EM, and EAFE PE values from April 1998 to the recent month-end, respectively.

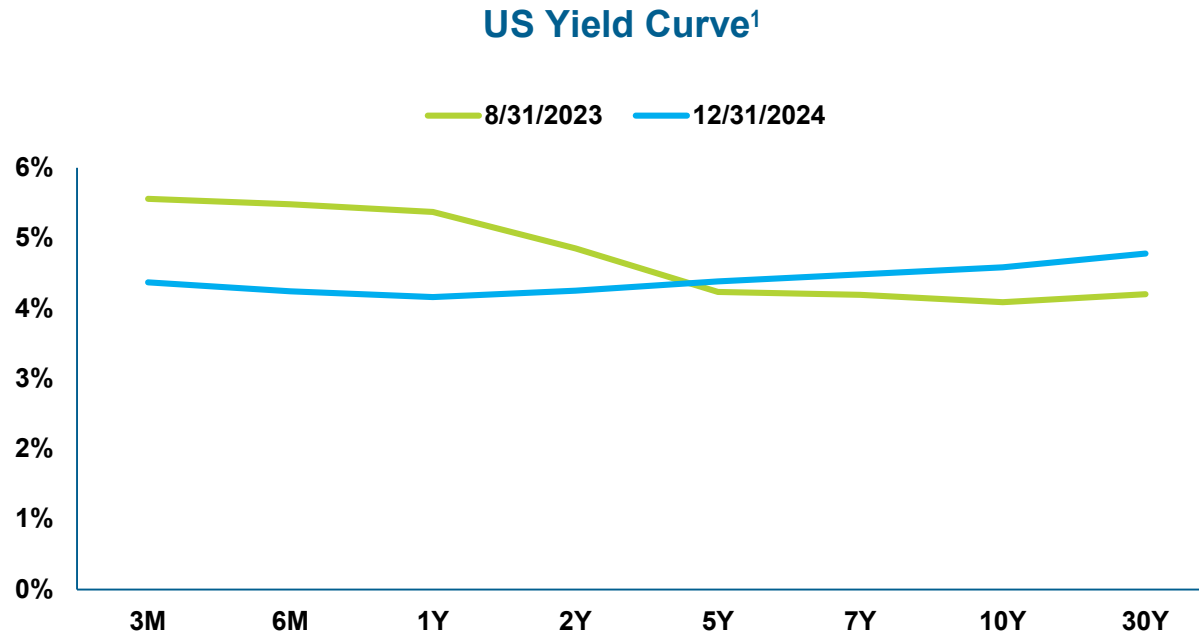
Fixed Income Returns¹

Fixed Income	December (%)	Q4 2024 (%)	2024 (%)	3 YR (%)	5 YR (%)	10 YR (%)	Current Yield (%)	Duration (Years)
Bloomberg Universal	-1.5	-2.7	2.0	-1.9	0.1	1.7	5.1	5.9
Bloomberg Aggregate	-1.6	-3.1	1.3	-2.4	-0.3	1.3	4.9	6.1
Bloomberg US TIPS	-1.6	-2.9	1.8	-2.3	1.9	2.2	4.6	6.5
Bloomberg Short-term TIPS	-0.1	-0.1	4.7	2.1	3.3	2.6	4.4	2.4
Bloomberg US Long Treasury	-5.3	-8.6	-6.4	-12.0	-5.2	-0.6	4.9	14.9
Bloomberg High Yield	-0.4	0.2	8.2	2.9	4.2	5.2	7.5	3.5
JPM GBI-EM Global Diversified (USD)	-1.9	-7.0	-2.4	-1.0	-1.9	-0.4	--	--

Fixed Income: The Bloomberg Universal index fell 2.7% in the quarter, bringing the year-to-date return to +2.0%.

- Fixed income indexes largely declined over the quarter due to rising interest rates as investors considered proposed policies like tariffs and deportations and their respective risks to inflation.
- The broad US bond market (Bloomberg Aggregate) fell 3.1% over the quarter, with TIPS performing similarly at longer maturities. Long-term Treasury bonds experienced the largest declines, with a drop of 8.6%.
- High yield bonds outperformed as investor risk appetite remained robust, while emerging market debt weakened on uncertainty about the path of proposed US tariffs by the incoming administration as well as by higher US interest rates.

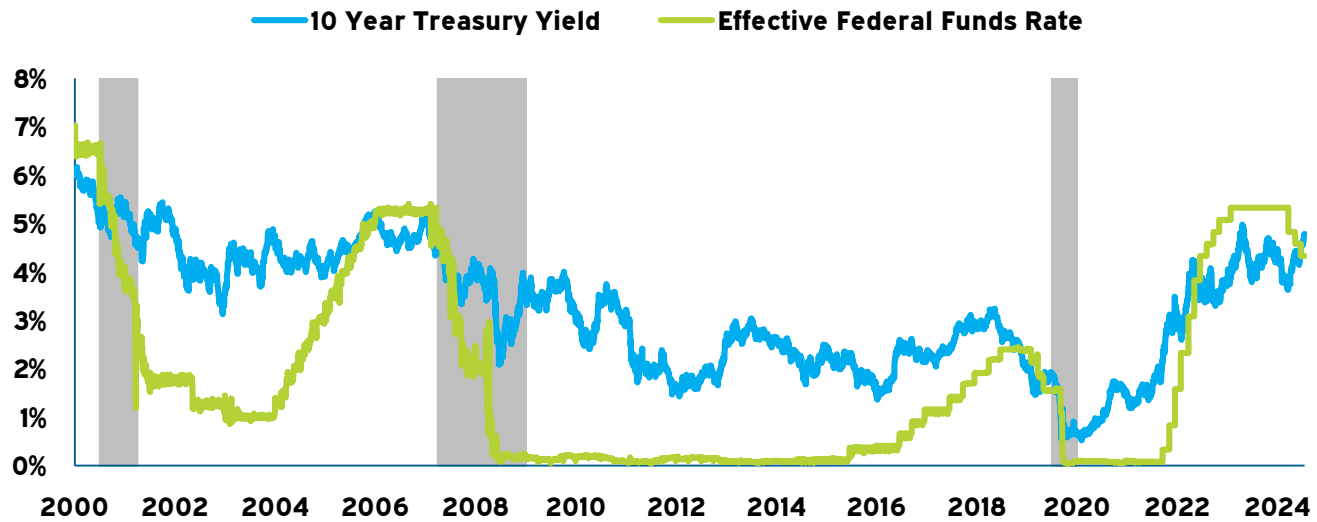
¹ Source: Bloomberg. Data is as of December 31, 2024. The yield and duration data from Bloomberg is defined as the index's yield to worst and modified duration, respectively. JPM GBI-EM data is from J.P. Morgan. Current yield and duration data is not available.



- With the exception of the very shortest maturities, US Treasury yields rose in the fourth quarter driven by resilient growth and increased inflation expectations. Term premium (a measure of interest rate uncertainty) spiking over the quarter was a key driver of higher rates.
- Over the quarter, the more policy sensitive 2-year Treasury yield rose from 3.64% to 4.24%, while the 10-year Treasury yield rose from 3.78% to 4.57%.
- The yield curve was no longer inverted (short-term interest rates higher than long-term interest rates) at year-end given expectations for the Fed to continue to reduce rates and resilient economic growth and persistent inflation.

¹ Source: Bloomberg. Data is as of December 31, 2024. The August 2023 Treasury yields are shown as a reference before the first interest rate cut.

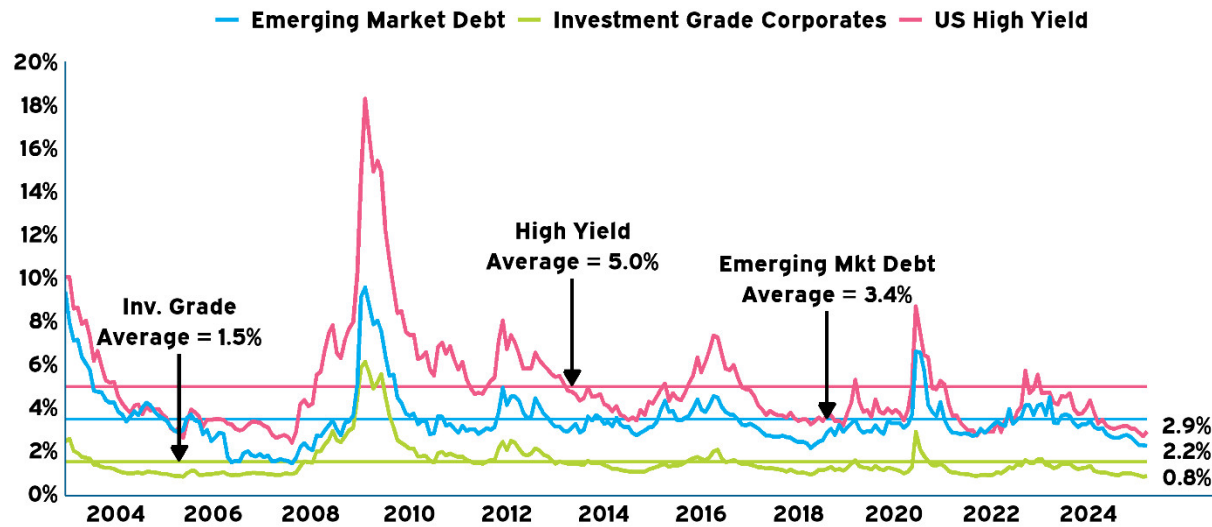
10-Year Treasury Yield versus Fed Funds Rate¹



- Typically, when the Fed cuts interest rates, the yield on the ten-year Treasury follows as rate cuts often come in an environment of falling inflation and rising unemployment.
- The recent dynamic has been very unusual with the Fed cutting interest rates by a total of 1.0% since September and the ten-year Treasury increasing by a similar amount over the same time period.
- Questions remain about why this is happening with some saying it is related to fiscal concerns and others pointing to lower demand for our debt from overseas. It is also possible the market feels the Fed has overcut rates already.

¹ Source: FRED. Data is as of January 15, 2025.

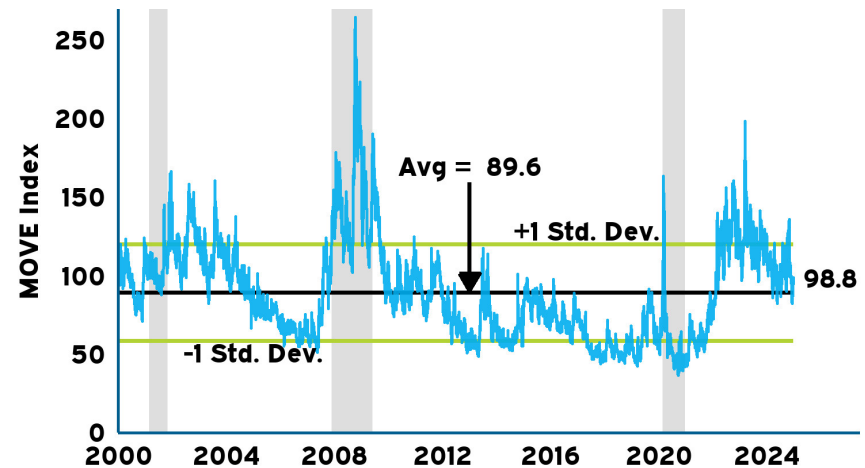
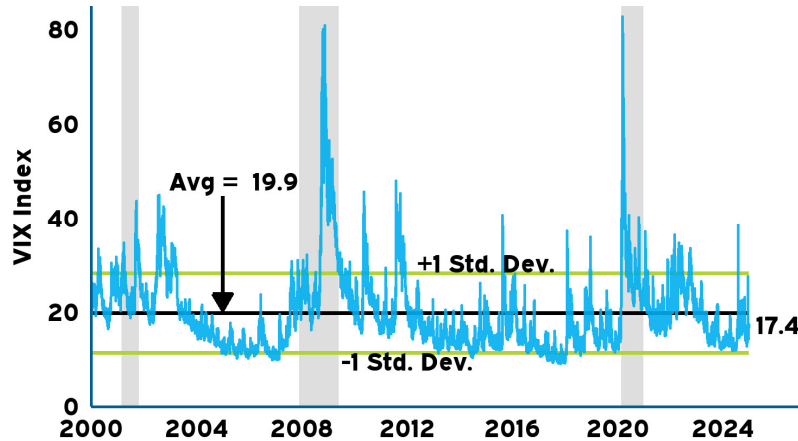
Credit Spreads vs. US Treasury Bonds¹



- Spreads (the yield above a comparable maturity Treasury) all continued to tighten over the quarter.
- All yield spreads remained below their respective long-run averages, particularly high yield (2.9% versus 5.0%).
- Although spreads are tight, absolute yields remain at above-average levels compared to the last two decades.

¹ Source: Bloomberg. Data is as December 31, 2024. Average lines denote the average of the investment grade, high yield, and emerging market spread values from September 2002 to the recent month-end, respectively.

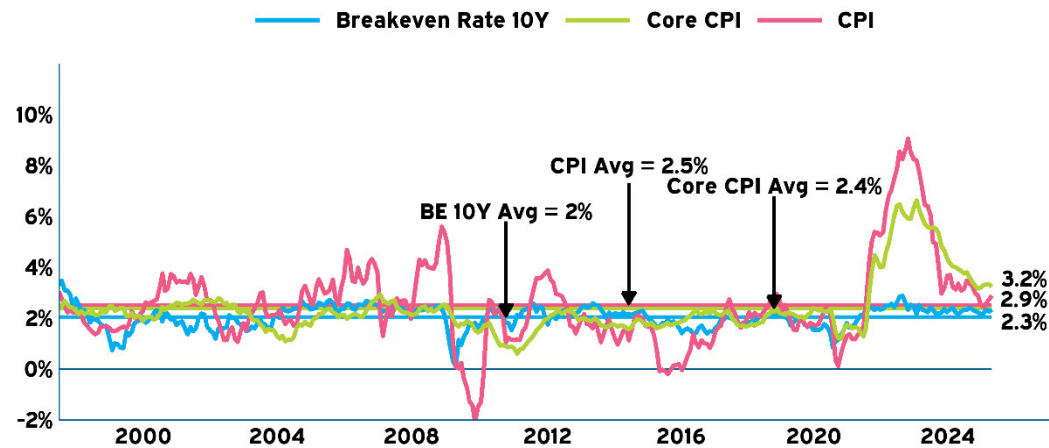
Equity and Fixed Income Volatility¹



- Bond and equity volatility experienced several spikes over the quarter ahead of the election but finished lower after the clear results.
- Volatility levels (VIX) in the US stock market finished the quarter below its long-run average, while volatility in the bond market (MOVE) ended December above its long-run average.

¹ Equity Volatility – Source: FRED. Fixed Income Volatility – Source: Bloomberg. Implied volatility as measured using VIX Index for equity markets and the MOVE Index to measure interest rate volatility for fixed income markets. Data is as of December 31, 2024. The average line indicated is the average of the VIX and MOVE values between January 2000 and December 2024.

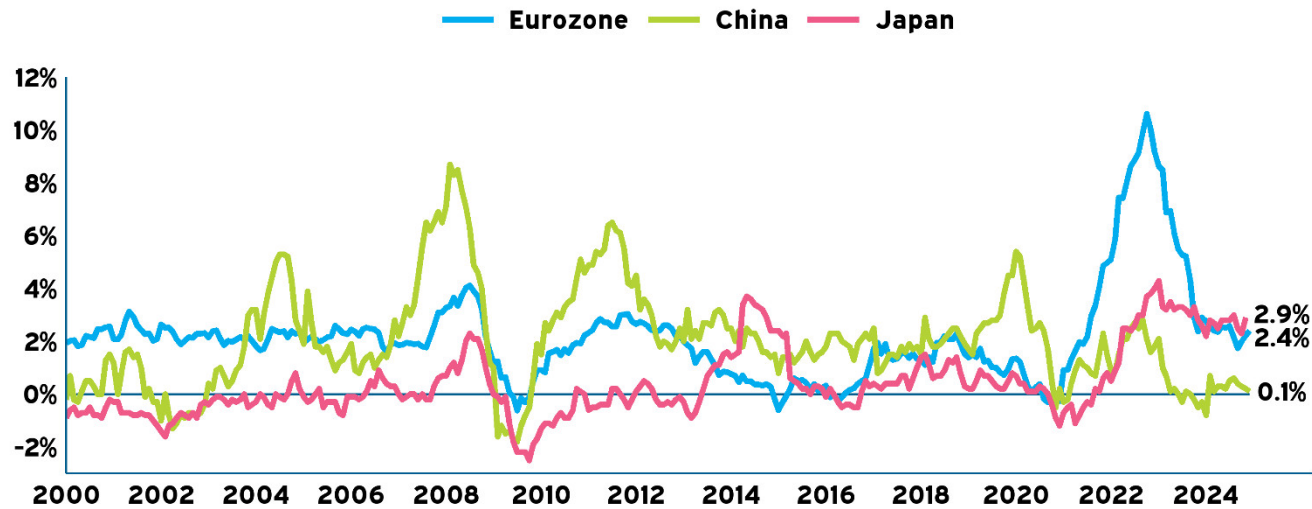
US Ten-Year Breakeven Inflation and CPI¹



- In December, inflation rose 0.4% month-over-month with energy prices accounting for 40% of the monthly increase.
- Year-over-year inflation increased from 2.4% to 2.9% over the quarter largely driven by base year effects. In the December reading shelter (+4.6%), transportation (+7.3%), and medical care (+3.4%) contributed to the annual gain while energy prices (-0.5%) fell over the past year despite the December (+2.6%) gains.
- Year-over-year core inflation (excluding food and energy) fell slightly over the quarter (3.3% to 3.2%).
- Inflation expectations (breakevens) rose over the quarter from the September lows of 2.0%, on continued uncertainty regarding the likelihood and magnitude of potential policies of the next US president.

¹ Source: FRED. Data is as of December 2024. The CPI and 10 Year Breakeven average lines denote the average values from February 1997 to the present month-end, respectively. Breakeven values represent month-end values for comparative purposes.

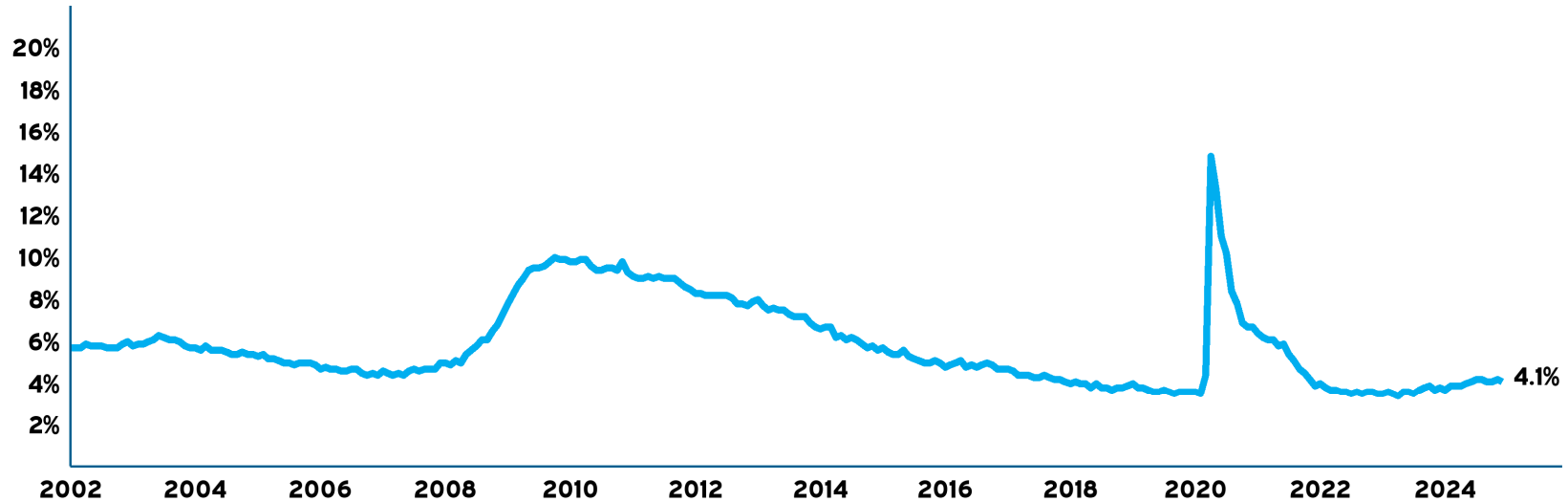
Global Inflation (CPI Trailing Twelve Months)¹



- In the eurozone, inflation rose each month over the quarter (1.7% to 2.4%) but levels remain below the US. The increase was largely driven by last year's significant fall in energy prices no longer being included in the calculation.
- Inflation in Japan rose over the quarter due in part to an increase in food prices and the end of energy subsidies driving electricity and gas prices higher.
- Inflation in China grinded lower in the fourth quarter (0.4% to 0.1%). China continues to experience deflationary pressures despite recent stimulus measures.

¹ Source: Bloomberg. Data is as December 2024, except Japan which is as of November 2024.

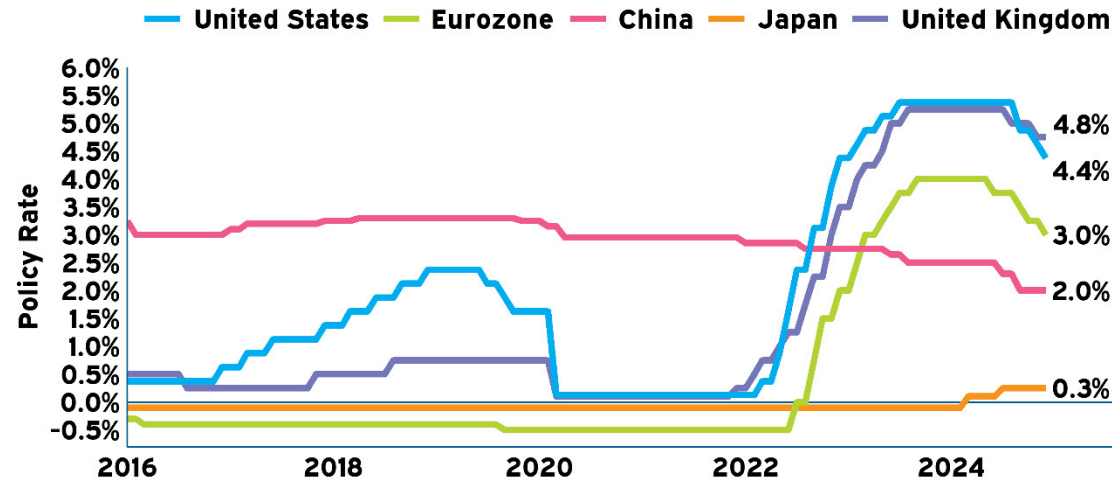
US Unemployment¹



- The unemployment rate stayed stable over the quarter at 4.1% with close to 500k jobs added to the economy since the end of September.
- In December, the health care (+46K), retail (+43k), and government (+33K) sectors added jobs, while retail – which lost jobs in November – rebounded (+43K) jobs.
- Job openings (8.1M) rose over last month’s openings (7.7M) but are well below pandemic highs (>12M); the number of openings exceeds the number of unemployed workers looking for work (6.9M).
- Separations (5.1M) and hires (5.3M) remain steady and average hourly wages continue to grow at approximately 3.9% a year.

¹ Source: FRED and BLS. Data is as of December 31, 2024.

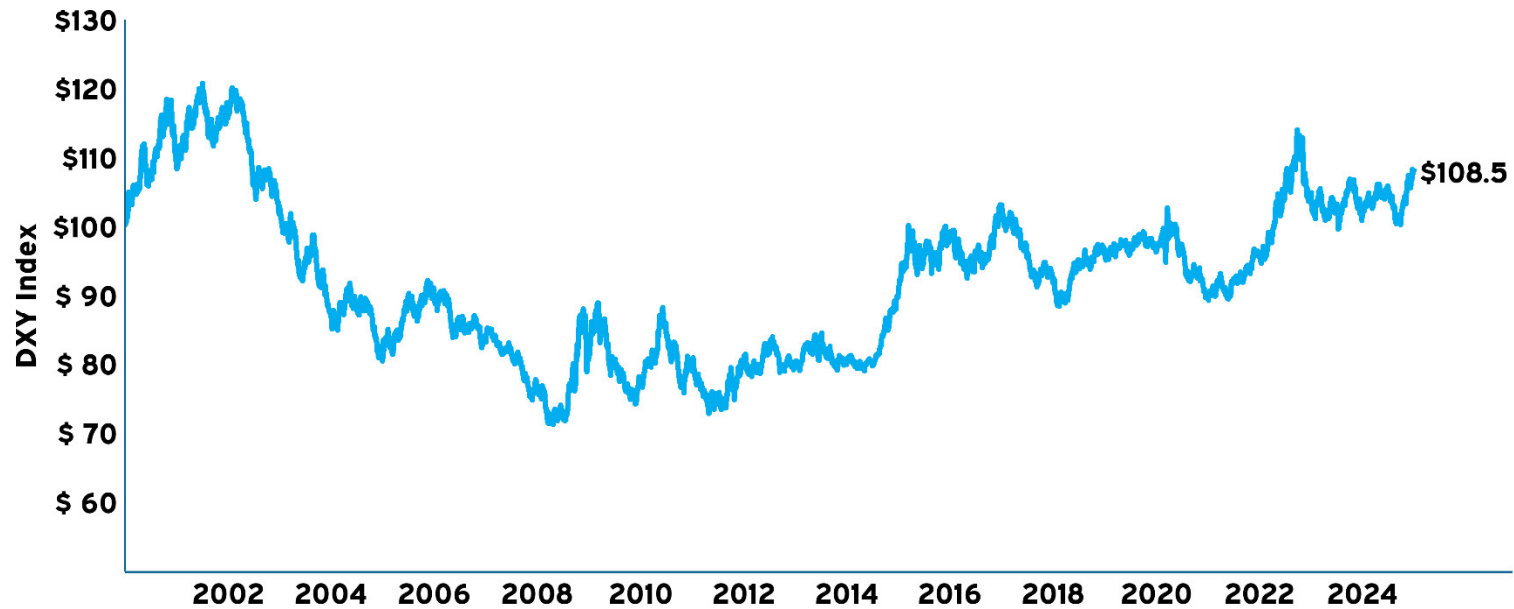
Policy Rates¹



- In the US, the Fed reduced interest rates by 0.25% twice over the quarter to a range of 4.25% to 4.50%, in moves largely expected by investors. Going forward, questions remain about the timing and amount of additional cuts given the strength of the economy and persistent above-target inflation.
- The Bank of England left rates unchanged in December after their November 0.25% cut, while the European Central Bank cut rates by another 0.25% in early December.
- After exiting negative interest rates in 2024 and making several rate increases, rate cutting by other major central banks are complicating prospects for further policy rate hikes in Japan.

¹ Source: Bloomberg. Data is as of December 31, 2024. United States rate is the mid-point of the Federal Funds Target Rate range. Eurozone rate is the ECB Deposit Facility Announcement Rate. Japan rate is the Bank of Japan Unsecured Overnight Call Rate Expected. China rate is the China Central Bank 1-Year Medium Term Interest Rate. UK rate is the UK Bank of England Official Bank Rate.

US Dollar vs. Broad Currencies¹



- Over the quarter, the US dollar sharply strengthened (+8.0%) versus other currencies.
- A rise in interest rates driven by potential inflationary impacts of proposed higher tariffs, lower taxes, and immigration policies from candidate, and now president-elect Trump, drove the dollar's gains.

¹ Source: Bloomberg. Data as of December 31, 2024.

Summary

Key Trends:

- According to the International Monetary Fund's (IMF) October report, global growth in 2025 is expected to be similar to 2024 at around 3.2% with most major economies predicted to avoid a recession.
- Questions remain about what policies will be implemented by the new administration in the US. Although deregulation and tax cuts could support growth, these policies, along with higher tariffs and restrictive immigration, could fan inflation. This will likely lead to additional uncertainty regarding the timing and pace of interest rate cuts in the coming year.
- US consumers could feel pressure as certain components of inflation (e.g., shelter) remain high, borrowing costs stay elevated, and the job market may weaken further.
- A focus for US equities going forward will be whether earnings can remain resilient if growth slows. Also, the future paths of the large technology companies that have driven market gains will be important.
- We have started to see divergences in monetary policy. Some central banks, such as the Fed, European Central Bank, and the Bank of England, have started to cut interest rates and others, like the Bank of Japan, have increased interest rates. This disparity will likely influence capital flows and currencies.
- China appears to have shifted focus to more policy support for the economy/asset prices with a suite of fiscal and financial policy stimulus measures. Thus far, these efforts have not increased weak consumer spending or helped the lingering trouble in the real estate sector. It is still not clear what the long-term impact of these policies will be on the economy and if policy makers will remain committed to these efforts.

THIS REPORT (THE “REPORT”) HAS BEEN PREPARED FOR THE SOLE BENEFIT OF THE INTENDED RECIPIENT (THE “RECIPIENT”).

SIGNIFICANT EVENTS MAY OCCUR (OR HAVE OCCURRED) AFTER THE DATE OF THIS REPORT, AND IT IS NOT OUR FUNCTION OR RESPONSIBILITY TO UPDATE THIS REPORT. THE INFORMATION CONTAINED HEREIN, INCLUDING ANY OPINIONS OR RECOMMENDATIONS, REPRESENTS OUR GOOD FAITH VIEWS AS OF THE DATE OF THIS REPORT AND IS SUBJECT TO CHANGE AT ANY TIME. ALL INVESTMENTS INVOLVE RISK, AND THERE CAN BE NO GUARANTEE THAT THE STRATEGIES, TACTICS, AND METHODS DISCUSSED HERE WILL BE SUCCESSFUL.

THE INFORMATION USED TO PREPARE THIS REPORT MAY HAVE BEEN OBTAINED FROM INVESTMENT MANAGERS, CUSTODIANS, AND OTHER EXTERNAL SOURCES. SOME OF THIS REPORT MAY HAVE BEEN PRODUCED WITH THE ASSISTANCE OF ARTIFICIAL INTELLIGENCE (“AI”) TECHNOLOGY. WHILE WE HAVE EXERCISED REASONABLE CARE IN PREPARING THIS REPORT, WE CANNOT GUARANTEE THE ACCURACY, ADEQUACY, VALIDITY, RELIABILITY, AVAILABILITY, OR COMPLETENESS OF ANY INFORMATION CONTAINED HEREIN, WHETHER OBTAINED EXTERNALLY OR PRODUCED BY THE AI.

THE RECIPIENT SHOULD BE AWARE THAT AI-GENERATED CONTENT MAY NOT HAVE CONSIDERED ALL RISK FACTORS. THE RECIPIENT IS ADVISED TO PERFORM THEIR OWN DUE DILIGENCE AND CONSULT WITH PROFESSIONAL ADVISORS BEFORE MAKING ANY FINANCIAL DECISIONS OR TAKING ANY ACTION BASED ON THE CONTENT OF THIS REPORT. WE BELIEVE THE INFORMATION TO BE FACTUAL AND UP TO DATE BUT DO NOT ASSUME ANY RESPONSIBILITY FOR ERRORS OR OMISSIONS IN THE CONTENT PRODUCED BY AI TECHNOLOGY. UNDER NO CIRCUMSTANCES SHALL WE BE LIABLE FOR ANY SPECIAL, DIRECT, INDIRECT, CONSEQUENTIAL, OR INCIDENTAL DAMAGES OR ANY DAMAGES WHATSOEVER, WHETHER IN AN ACTION OF CONTRACT, NEGLIGENCE, OR OTHER TORT, ARISING OUT OF OR IN CONNECTION WITH THE USE OF AI-GENERATED CONTENT. PLEASE REMEMBER, AI TECHNOLOGY IS NOT A SUBSTITUTE FOR HUMAN EXPERTISE. IT IS IMPORTANT FOR THE RECIPIENT TO CRITICALLY EVALUATE THE INFORMATION PROVIDED.

CERTAIN INFORMATION CONTAINED IN THIS REPORT MAY CONSTITUTE “FORWARD-LOOKING STATEMENTS,” WHICH CAN BE IDENTIFIED BY THE USE OF TERMINOLOGY SUCH AS “MAY,” “WILL,” “SHOULD,” “EXPECT,” “AIM,” “ANTICIPATE,” “TARGET,” “PROJECT,” “ESTIMATE,” “INTEND,” “CONTINUE,” OR “BELIEVE,” OR THE NEGATIVES THEREOF OR OTHER VARIATIONS THEREON OR COMPARABLE TERMINOLOGY. ANY FORWARD-LOOKING STATEMENTS, FORECASTS, PROJECTIONS, VALUATIONS, OR RESULTS IN THIS REPORT ARE BASED UPON CURRENT ASSUMPTIONS. CHANGES TO ANY ASSUMPTIONS MAY HAVE A MATERIAL IMPACT ON FORWARD-LOOKING STATEMENTS, FORECASTS, PROJECTIONS, VALUATIONS, OR RESULTS. ACTUAL RESULTS MAY THEREFORE BE MATERIALLY DIFFERENT FROM ANY FORECASTS, PROJECTIONS, VALUATIONS, OR RESULTS IN THIS REPORT.

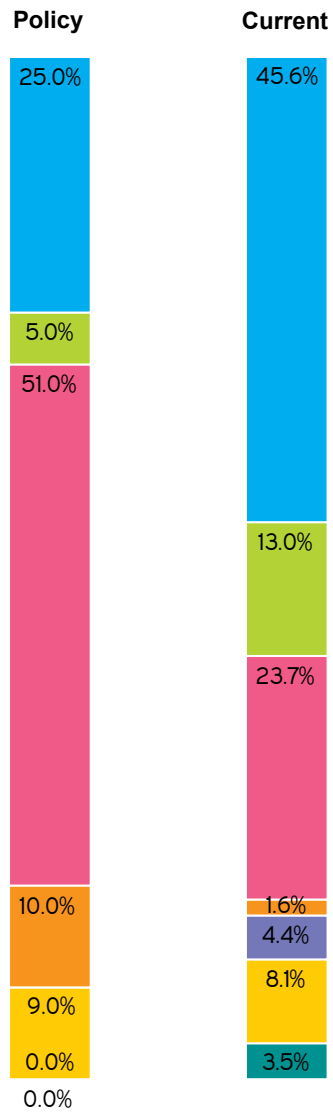
PERFORMANCE DATA CONTAINED HEREIN REPRESENT PAST PERFORMANCE. PAST PERFORMANCE IS NO GUARANTEE OF FUTURE RESULTS.

Oakland Police and Fire Retirement System

January 29, 2025

December Flash Report

As of December 31, 2024



Allocation vs. Targets and Policy							
	Balance (\$)	Current (%)	Long-Term Policy (%)	Difference (%)	Interim Policy (%)	Policy Range (%)	Within IPS Range?
Domestic Equity	211,086,408	45.6	25.0	20.6	34.0	15.0 - 35.0	No
International Equity	60,379,355	13.0	5.0	8.0	12.0	2.0 - 22.0	Yes
Fixed Income	109,911,826	23.7	51.0	-27.3	44.0	31.0 - 71.0	No
Credit	7,433,085	1.6	10.0	-8.4	0.0	0.0 - 16.0	Yes
Covered Calls	20,191,744	4.4	0.0	4.4	0.0	0.0 - 5.0	Yes
Crisis Risk Offset	37,541,773	8.1	9.0	-0.9	10.0	4.0 - 14.0	Yes
Cash	16,425,606	3.5	0.0	3.5	0.0	0.0 - 5.0	Yes
Total	462,969,798	100.0	100.0	0.0	100.0		

The new asset allocation policy established after the completion of the 2023 Asset-Liability Study became effective in July 2024. The asset classes may be out of policy ranges due to pending transitions.

Asset Class Performance Summary | As of December 31, 2024

Asset Class Performance Summary										
	Market Value (\$)	% of Portfolio	1 Mo (%)	QTD (%)	1 Yr (%)	3 Yrs (%)	5 Yrs (%)	10 Yrs (%)	S.I. (%)	Inception Date
OPFRS Total Plan	462,969,798	100.0	-2.9	-1.8	9.3	1.9	5.7	6.8	6.7	Dec-88
<i>OPFRS Policy Benchmark</i>			<i>-2.0</i>	<i>-1.5</i>	<i>10.9</i>	<i>3.2</i>	<i>6.5</i>	<i>7.1</i>	<i>8.0</i>	
Excess Return			-0.8	-0.3	-1.6	-1.3	-0.8	-0.3	-1.3	
Domestic Equity	211,086,408	45.6	-4.3	0.3	17.2	5.3	11.4	11.1	9.2	Jun-97
<i>Russell 3000 (Blend)</i>			<i>-3.1</i>	<i>2.6</i>	<i>23.8</i>	<i>8.0</i>	<i>13.9</i>	<i>12.5</i>	<i>9.8</i>	
Excess Return			-1.2	-2.3	-6.6	-2.7	-2.5	-1.4	-0.5	
International Equity	60,379,355	13.0	-2.4	-6.7	7.5	2.5	5.0	6.1	5.4	Jan-98
<i>MSCI ACWI ex US (Blend)</i>			<i>-1.9</i>	<i>-7.6</i>	<i>5.5</i>	<i>0.8</i>	<i>4.1</i>	<i>4.8</i>	<i>5.1</i>	
Excess Return			-0.4	0.9	1.9	1.7	0.9	1.3	0.3	
Fixed Income	109,911,826	23.7	-1.8	-3.2	1.6	-2.1	0.1	1.8	4.4	Jan-94
<i>Bloomberg Universal (Blend)</i>			<i>-1.5</i>	<i>-2.7</i>	<i>2.0</i>	<i>-2.0</i>	<i>0.1</i>	<i>1.7</i>	<i>4.5</i>	
Excess Return			-0.3	-0.4	-0.4	-0.2	0.0	0.1	-0.1	
Credit	7,433,085	1.6	0.6	0.8	7.9	3.7	5.4	--	5.2	Feb-15
<i>Blmbg. U.S. Corp: High Yield Index</i>			<i>-0.4</i>	<i>0.2</i>	<i>8.2</i>	<i>2.9</i>	<i>4.2</i>	<i>--</i>	<i>5.1</i>	
Excess Return			1.0	0.6	-0.3	0.8	1.2	--	0.1	
Covered Calls	20,191,744	4.4	-1.2	3.0	18.4	7.5	11.4	10.2	9.9	Apr-14
<i>Cboe S&P 500 Buy Write Index</i>			<i>2.2</i>	<i>5.8</i>	<i>20.1</i>	<i>6.0</i>	<i>6.9</i>	<i>6.9</i>	<i>6.7</i>	
Excess Return			-3.4	-2.8	-1.7	1.5	4.5	3.2	3.1	
Crisis Risk Offset	37,541,773	8.1	-1.0	-4.2	-3.6	-6.0	-9.6	--	-7.0	Aug-18
<i>Crisis Risk Offset Benchmark</i>			<i>-0.8</i>	<i>-2.4</i>	<i>2.0</i>	<i>3.1</i>	<i>0.1</i>	<i>--</i>	<i>0.3</i>	
Excess Return			-0.2	-1.8	-5.6	-9.1	-9.7	--	-7.4	
Cash	16,425,606	3.5	0.0	0.2	0.8	0.3	0.4	0.8	0.6	Mar-11

Performance shown is net of fees, except for Total Plan, Domestic Equity, and International Equity composites which have a mix of gross and net of fees performance. Please see the Addendum for more details. Since inception date and performance begin in the month following an investment's initial funding. Fiscal year begins on July 1. Please see Benchmark History section for custom benchmark compositions.

Asset Class & Manager Performance | As of December 31, 2024

	Market Value (\$)	% of Portfolio	1 Mo (%)	QTD (%)	1 Yr (%)	3 Yrs (%)	5 Yrs (%)	10 Yrs (%)	S.I. (%)	Inception Date
OPFRS Total Plan	462,969,798	100.0	-2.9	-1.8	9.3	1.9	5.7	6.8	6.7	Dec-88
<i>OPFRS Policy Benchmark</i>			<i>-2.0</i>	<i>-1.5</i>	<i>10.9</i>	<i>3.2</i>	<i>6.5</i>	<i>7.1</i>	<i>8.0</i>	
Excess Return			-0.8	-0.3	-1.6	-1.3	-0.8	-0.3	-1.3	
Domestic Equity	211,086,408	45.6	-4.3	0.3	17.2	5.3	11.4	11.1	9.2	Jun-97
<i>Russell 3000 (Blend)</i>			<i>-3.1</i>	<i>2.6</i>	<i>23.8</i>	<i>8.0</i>	<i>13.9</i>	<i>12.5</i>	<i>9.8</i>	
Excess Return			-1.2	-2.3	-6.6	-2.7	-2.5	-1.4	-0.5	
Northern Trust Russell 1000	109,837,244	23.7	-2.8	2.7	24.4	8.3	14.2	12.8	14.2	Jun-10
<i>Russell 1000 Index</i>			<i>-2.8</i>	<i>2.7</i>	<i>24.5</i>	<i>8.4</i>	<i>14.3</i>	<i>12.9</i>	<i>14.3</i>	
Excess Return			0.0	0.0	-0.1	-0.1	-0.1	-0.1	-0.1	
EARNEST Partners	41,511,365	9.0	-6.8	-3.2	7.1	1.7	9.5	10.9	9.3	Apr-06
<i>Russell Midcap Index</i>			<i>-7.0</i>	<i>0.6</i>	<i>15.3</i>	<i>3.8</i>	<i>9.9</i>	<i>9.6</i>	<i>9.1</i>	
Excess Return			0.3	-3.8	-8.2	-2.1	-0.4	1.3	0.2	
Wellington Select Quality Equity	26,998,936	5.8	-4.4	-4.1	10.4	--	--	--	8.0	May-22
<i>Russell 1000 Index</i>			<i>-2.8</i>	<i>2.7</i>	<i>24.5</i>	<i>--</i>	<i>--</i>	<i>--</i>	<i>15.7</i>	
Excess Return			-1.6	-6.9	-14.1	--	--	--	-7.7	
Brown Fundamental Small Cap Value	14,767,286	3.2	-8.2	-1.4	12.7	6.9	--	--	8.2	Apr-21
<i>Russell 2000 Value Index</i>			<i>-8.3</i>	<i>-1.1</i>	<i>8.1</i>	<i>1.9</i>	<i>--</i>	<i>--</i>	<i>3.1</i>	
Excess Return			0.1	-0.3	4.7	5.0	--	--	5.1	
Rice Hall James	17,971,578	3.9	-4.0	2.5	16.1	0.0	7.3	--	7.9	Aug-17
<i>Russell 2000 Growth Index</i>			<i>-8.2</i>	<i>1.7</i>	<i>15.2</i>	<i>0.2</i>	<i>6.9</i>	<i>--</i>	<i>8.2</i>	
Excess Return			4.2	0.8	0.9	-0.2	0.4	--	-0.3	

Performance shown is net of fees, except for Total Plan and Domestic Equity which have a mix of gross and net of fees performance. Please see the Addendum for more details. Since inception date and performance begin in the month following an investments initial funding. Fiscal year begins on July 1. Please see the Benchmark History for custom benchmark compositions.

Asset Class & Manager Performance | As of December 31, 2024

	Market Value (\$)	% of Portfolio	1 Mo (%)	QTD (%)	1 Yr (%)	3 Yrs (%)	5 Yrs (%)	10 Yrs (%)	S.I. (%)	Inception Date
International Equity	60,379,355	13.0	-2.4	-6.7	7.5	2.5	5.0	6.1	5.4	Jan-98
<i>MSCI ACWI ex US (Blend)</i>			-1.9	-7.6	5.5	0.8	4.1	4.8	5.1	
Excess Return			-0.4	0.9	1.9	1.7	0.9	1.3	0.3	
Vanguard Developed Markets ETF	16,013,244	3.5	-3.5	-8.1	3.2	1.0	4.8	--	6.7	Sep-19
<i>FTSE Developed All Cap ex-U.S. Index</i>			-2.8	-7.9	3.7	1.3	5.1	--	7.0	
Excess Return			-0.7	-0.2	-0.5	-0.3	-0.3	--	-0.3	
SGA ACWI ex-U.S. Equity	44,366,111	9.6	-2.0	-6.2	9.1	3.3	5.3	--	5.3	Dec-19
<i>MSCI AC World ex USA (Net)</i>			-1.9	-7.6	5.5	0.8	4.1	--	4.9	
Excess Return			0.0	1.4	3.6	2.4	1.2	--	0.4	
Fixed Income	109,911,826	23.7	-1.8	-3.2	1.6	-2.1	0.1	1.8	4.4	Jan-94
<i>Bloomberg Universal (Blend)</i>			-1.5	-2.7	2.0	-2.0	0.1	1.7	4.5	
Excess Return			-0.3	-0.4	-0.4	-0.2	0.0	0.1	-0.1	
Ramirez	74,416,688	16.1	-1.9	-3.3	1.4	-2.3	-0.2	--	1.6	Jan-17
<i>Blmbg. U.S. Aggregate Index</i>			-1.6	-3.1	1.3	-2.4	-0.3	--	1.3	
Excess Return			-0.3	-0.2	0.1	0.1	0.2	--	0.4	
Wellington Core Bond	7,160,521	1.5	-1.4	-3.0	2.4	-2.1	--	--	-1.2	Apr-21
<i>Blmbg. U.S. Aggregate Index</i>			-1.6	-3.1	1.3	-2.4	--	--	-1.4	
Excess Return			0.2	0.1	1.1	0.3	--	--	0.2	
Reams	28,334,617	6.1	-1.8	-3.0	1.9	-1.6	2.4	2.9	4.8	Feb-98
<i>Bloomberg Universal (Blend)</i>			-1.5	-2.7	2.0	-2.0	0.1	1.7	4.1	
Excess Return			-0.3	-0.3	-0.1	0.4	2.3	1.1	0.7	

Performance shown is net of fees, except for International Equity composite which has a mix of gross and net of fees performance. Please see the Addendum for more details. Since inception date and performance begin in the month following an investments initial funding. Fiscal year begins on July 1. Please see the Benchmark History for custom benchmark compositions.

Asset Class & Manager Performance | As of December 31, 2024

	Market Value (\$)	% of Portfolio	1 Mo (%)	QTD (%)	1 Yr (%)	3 Yrs (%)	5 Yrs (%)	10 Yrs (%)	S.I. (%)	Inception Date
Credit	7,433,085	1.6	0.6	0.8	7.9	3.7	5.4	--	5.2	Feb-15
<i>Blmbg. U.S. Corp: High Yield Index</i>			-0.4	0.2	8.2	2.9	4.2	--	5.1	
Excess Return			1.0	0.6	-0.3	0.8	1.2	--	0.1	
Polen Capital	7,433,085	1.6	0.6	0.8	7.9	3.7	5.4	--	5.2	Feb-15
<i>ICE BofA U.S. High Yield Index</i>			-0.4	0.2	8.2	2.9	4.0	--	5.1	
Excess Return			1.0	0.6	-0.3	0.8	1.4	--	0.2	
Covered Calls	20,191,744	4.4	-1.2	3.0	18.4	7.5	11.4	10.2	9.9	Apr-14
<i>Cboe S&P 500 Buy Write Index</i>			2.2	5.8	20.1	6.0	6.9	6.9	6.7	
Excess Return			-3.4	-2.8	-1.7	1.5	4.5	3.2	3.1	
Parametric BXM	9,642,261	2.1	-1.1	3.4	16.9	6.9	9.0	8.3	8.0	Apr-14
<i>Cboe S&P 500 Buy Write Index</i>			2.2	5.8	20.1	6.0	6.9	6.9	6.7	
Excess Return			-3.3	-2.4	-3.3	0.9	2.1	1.3	1.2	
Parametric DeltaShift	10,549,483	2.3	-1.3	2.6	19.9	8.1	13.6	11.7	11.9	Apr-14
<i>Cboe S&P 500 Buy Write Index</i>			2.2	5.8	20.1	6.0	6.9	6.9	6.7	
Excess Return			-3.5	-3.2	-0.2	2.1	6.7	4.7	5.1	

Performance shown is net of fees. Since inception date and performance begin in the month following an investments initial funding. Fiscal year begins on July 1. Please see the Benchmark History for custom benchmark compositions.

Asset Class & Manager Performance | As of December 31, 2024

	Market Value (\$)	% of Portfolio	1 Mo (%)	QTD (%)	1 Yr (%)	3 Yrs (%)	5 Yrs (%)	10 Yrs (%)	S.I. (%)	Inception Date
Crisis Risk Offset	37,541,773	8.1	-1.0	-4.2	-3.6	-6.0	-9.6	--	-7.0	Aug-18
<i>Crisis Risk Offset Benchmark</i>			<i>-0.8</i>	<i>-2.4</i>	<i>2.0</i>	<i>3.1</i>	<i>0.1</i>	<i>--</i>	<i>0.3</i>	
Excess Return			<i>-0.2</i>	<i>-1.8</i>	<i>-5.6</i>	<i>-9.1</i>	<i>-9.7</i>	<i>--</i>	<i>-7.4</i>	
Kepos Alternative Risk Premia	12,522,581	2.7	1.7	2.0	15.0	--	--	--	8.0	Feb-22
<i>SG Multi Alternative Risk Premia Index</i>			<i>1.5</i>	<i>1.0</i>	<i>9.4</i>	<i>--</i>	<i>--</i>	<i>--</i>	<i>6.8</i>	
Excess Return			<i>0.2</i>	<i>1.0</i>	<i>5.6</i>	<i>--</i>	<i>--</i>	<i>--</i>	<i>1.3</i>	
Versor Trend Following	12,707,305	2.7	1.1	-5.4	-14.7	--	--	--	-5.9	Apr-22
<i>SG Trend Index</i>			<i>1.5</i>	<i>0.3</i>	<i>2.6</i>	<i>--</i>	<i>--</i>	<i>--</i>	<i>2.3</i>	
Excess Return			<i>-0.4</i>	<i>-5.7</i>	<i>-17.3</i>	<i>--</i>	<i>--</i>	<i>--</i>	<i>-8.2</i>	
Vanguard Long-Term Treasury ETF	12,311,888	2.7	-5.5	-8.8	-6.3	-11.9	-5.2	--	-4.2	Jul-19
<i>Blmbg. U.S. Gov Long Index</i>			<i>-5.3</i>	<i>-8.6</i>	<i>-6.4</i>	<i>-11.9</i>	<i>-5.2</i>	<i>--</i>	<i>-4.1</i>	
Excess Return			<i>-0.2</i>	<i>-0.2</i>	<i>0.1</i>	<i>0.0</i>	<i>-0.1</i>	<i>--</i>	<i>-0.1</i>	
Cash	16,425,606	3.5	0.0	0.2	0.8	0.3	0.4	0.8	0.6	Mar-11

Performance shown is net of fees. Since inception date and performance begin in the month following an investments initial funding. Fiscal year begins on July 1. Please see the Benchmark History for custom benchmark compositions.

**Cash Flow Summary
Month to Date**

	Beginning Market Value(\$)	Net Cash Flow(\$)	Net Investment Change(\$)	Ending Market Value(\$)
Northern Trust Russell 1000	112,983,601	-	-3,146,357	109,837,244
EARNEST Partners	44,424,381	72,901	-2,985,917	41,511,365
Wellington Select Quality Equity	28,244,200	-	-1,245,264	26,998,936
Brown Fundamental Small Cap Value	15,805,357	249,201	-1,287,272	14,767,286
Rice Hall James	18,709,605	-	-738,027	17,971,578
Vanguard Developed Markets ETF	16,843,710	-238,625	-591,840	16,013,244
SGA ACWI ex-U.S. Equity	45,217,757	-	-851,646	44,366,111
Ramirez	75,852,524	-	-1,435,836	74,416,688
Wellington Core Bond	7,264,378	-	-103,857	7,160,521
Reams	28,845,891	-	-511,274	28,334,617
Polen Capital	7,392,356	-	40,729	7,433,085
Parametric BXM	9,743,383	-	-101,122	9,642,261
Parametric DeltaShift	10,682,093	-	-132,610	10,549,483
Kepos Alternative Risk Premia	12,311,976	-	210,604	12,522,581
Versor Trend Following	12,568,640	-	138,664	12,707,305
Vanguard Long-Term Treasury ETF	13,128,232	-94,669	-721,675	12,311,888
Cash - Money Market	6,248,289	363,128	3,189	6,614,606
Cash - Treasury	9,824,000	-13,000	-	9,811,000
Securities Lending Northern Trust	-	-10,590	10,590	-
OPFRS Total Plan	476,090,374	328,346	-13,448,922	462,969,798

Benchmark History

From Date	To Date	Benchmark
OPFRS Total Plan		
07/01/2024	Present	34.0% Russell 3000 Index, 12.0% MSCI AC World ex USA (Net), 44.0% Blmbg. U.S. Universal Index, 10.0% Crisis Risk Offset Benchmark
06/01/2022	07/01/2024	40.0% Russell 3000 Index, 12.0% MSCI AC World ex USA (Net), 31.0% Blmbg. U.S. Universal Index, 2.0% Blmbg. U.S. Corp: High Yield Index, 5.0% Cboe S&P 500 Buy Write Index, 10.0% Crisis Risk Offset Benchmark
01/01/2019	06/01/2022	40.0% Russell 3000 Index, 12.0% MSCI AC World ex USA index, 31.0% Blmbg. U.S. Universal Index, 5.0% Cboe S&P 500 Buy Write Index, 2.0% Blmbg. U.S. Treasury: Long, 10.0% Crisis Risk Offset Benchmark
05/01/2016	01/01/2019	48.0% Russell 3000 Index, 12.0% MSCI AC World ex USA index, 20.0% Blmbg. U.S. Universal Index, 20.0% CBOE BXM
10/01/2015	05/01/2016	43.0% Russell 3000 Index, 12.0% MSCI AC World ex USA index, 20.0% Blmbg. U.S. Universal Index, 15.0% CBOE BXM, 10.0% CPI - All Urban Consumers (unadjusted) +3%
01/01/2014	10/01/2015	48.0% Russell 3000 Index, 12.0% MSCI AC World ex USA index, 20.0% Blmbg. U.S. Universal Index, 10.0% CBOE BXM, 10.0% CPI - All Urban Consumers (unadjusted) +3%
03/01/2013	01/01/2014	40.0% Russell 3000 Index, 10.0% MSCI AC World ex USA index, 17.0% Blmbg. U.S. Universal Index, 33.0% ICE BofA 3 Month U.S. T-Bill
08/01/2012	03/01/2013	20.0% Russell 3000 Index, 7.0% MSCI AC World ex USA index, 18.0% Blmbg. U.S. Universal Index, 55.0% ICE BofA 3 Month U.S. T-Bill
10/01/2007	08/01/2012	53.0% Russell 3000 Index, 17.0% MSCI AC World ex USA index, 30.0% Blmbg. U.S. Universal Index
04/01/2006	10/01/2007	35.0% Russell 3000 Index, 15.0% MSCI AC World ex USA index, 50.0% Blmbg. U.S. Universal Index
01/01/2005	04/01/2006	35.0% Russell 3000 Index, 50.0% Blmbg. U.S. Aggregate Index, 15.0% MSCI AC World ex USA index
04/01/1998	01/01/2005	20.0% Russell 1000 Value Index, 10.0% Russell 1000 Index, 5.0% Russell Midcap Index, 50.0% Blmbg. U.S. Aggregate Index, 15.0% MSCI EAFE (Net)
01/01/1978	04/01/1998	40.0% S&P 500 Index, 55.0% Blmbg. U.S. Aggregate Index, 5.0% FTSE 3 Month T-Bill

Benchmark History

From Date	To Date	Benchmark
Domestic Equity		
01/01/2005	Present	100.0% Russell 3000 Index
04/01/1998	01/01/2005	57.1% Russell 1000 Value Index, 28.6% Russell 1000 Index, 14.3% Russell Midcap Index
09/01/1988	04/01/1998	100.0% S&P 500 Index
International Equity		
01/01/2005	Present	100.0% MSCI AC World ex USA (Net)
01/01/1998	01/01/2005	100.0% MSCI EAFE Index
Fixed Income		
04/01/2006	Present	100.0% Blmbg. U.S. Universal Index
01/01/1976	04/01/2006	100.0% Blmbg. U.S. Aggregate Index
Covered Calls		
04/01/2014	Present	Cboe S&P 500 Buy Write Index
Crisis Risk Offset		
01/01/2023	Present	33.3% SG Trend Index, 33.3% SG Multi Alternative Risk Premia Index, 33.3% Blmbg. U.S. Government: Long Term Bond Index
08/01/2018	01/01/2023	100.0% SG Multi Alternative Risk Premia Index
Cash		
03/01/2011	Present	FTSE 3 Month T-Bill

Additional Information

Performance Return Types: Performance shown is net of fees, except for OPFRS Total Plan, Domestic Equity, and International Equity Composites, which have a mix of gross and net of fees performance. Performance shown for OPFRS Total Plan and International Equity composite is gross of fees prior to January 2016. Performance shown for Domestic Equity composite is gross of fees prior to January 2017.

Inception Date: Since inception date and performance begin in the month following an investments initial funding.

Fiscal Year: Fiscal year begins on July 1.

Fair Value Pricing Methodology: Though Vanguard Developed Markets ETF is a passive strategy, short-term performance may appear to diverge from the index it tracks more than would be expected. This is due to Fair Value Pricing (FVP) adjustments that address the pricing discrepancies that may arise from time-zone differences among global securities markets. The resulting temporary divergence is expected to correct itself when the foreign markets reopen.

THIS REPORT (THE "REPORT") HAS BEEN PREPARED FOR THE SOLE BENEFIT OF THE INTENDED RECIPIENT (THE "RECIPIENT").

SIGNIFICANT EVENTS MAY OCCUR (OR HAVE OCCURRED) AFTER THE DATE OF THIS REPORT, AND IT IS NOT OUR FUNCTION OR RESPONSIBILITY TO UPDATE THIS REPORT. THE INFORMATION CONTAINED HEREIN, INCLUDING ANY OPINIONS OR RECOMMENDATIONS, REPRESENTS OUR GOOD FAITH VIEWS AS OF THE DATE OF THIS REPORT AND IS SUBJECT TO CHANGE AT ANY TIME. ALL INVESTMENTS INVOLVE RISK, AND THERE CAN BE NO GUARANTEE THAT THE STRATEGIES, TACTICS, AND METHODS DISCUSSED HERE WILL BE SUCCESSFUL.

THE INFORMATION USED TO PREPARE THIS REPORT MAY HAVE BEEN OBTAINED FROM INVESTMENT MANAGERS, CUSTODIANS, AND OTHER EXTERNAL SOURCES. SOME OF THIS REPORT MAY HAVE BEEN PRODUCED WITH THE ASSISTANCE OF ARTIFICIAL INTELLIGENCE ("AI") TECHNOLOGY. WHILE WE HAVE EXERCISED REASONABLE CARE IN PREPARING THIS REPORT, WE CANNOT GUARANTEE THE ACCURACY, ADEQUACY, VALIDITY, RELIABILITY, AVAILABILITY, OR COMPLETENESS OF ANY INFORMATION CONTAINED HEREIN, WHETHER OBTAINED EXTERNALLY OR PRODUCED BY THE AI.

THE RECIPIENT SHOULD BE AWARE THAT THIS REPORT MAY INCLUDE AI-GENERATED CONTENT THAT MAY NOT HAVE CONSIDERED ALL RISK FACTORS. THE RECIPIENT IS ADVISED TO CONSULT WITH THEIR MEKETA ADVISOR OR ANOTHER PROFESSIONAL ADVISOR BEFORE MAKING ANY FINANCIAL DECISIONS OR TAKING ANY ACTION BASED ON THE CONTENT OF THIS REPORT. WE BELIEVE THE INFORMATION TO BE FACTUAL AND UP TO DATE BUT DO NOT ASSUME ANY RESPONSIBILITY FOR ERRORS OR OMISSIONS IN THE CONTENT PRODUCED. UNDER NO CIRCUMSTANCES SHALL WE BE LIABLE FOR ANY SPECIAL, DIRECT, INDIRECT, CONSEQUENTIAL, OR INCIDENTAL DAMAGES OR ANY DAMAGES WHATSOEVER, WHETHER IN AN ACTION OF CONTRACT, NEGLIGENCE, OR OTHER TORT, ARISING OUT OF OR IN CONNECTION WITH THE USE OF THIS CONTENT. IT IS IMPORTANT FOR THE RECIPIENT TO CRITICALLY EVALUATE THE INFORMATION PROVIDED.

CERTAIN INFORMATION CONTAINED IN THIS REPORT MAY CONSTITUTE "FORWARD-LOOKING STATEMENTS," WHICH CAN BE IDENTIFIED BY THE USE OF TERMINOLOGY SUCH AS "MAY," "WILL," "SHOULD," "EXPECT," "AIM," "ANTICIPATE," "TARGET," "PROJECT," "ESTIMATE," "INTEND," "CONTINUE," OR "BELIEVE," OR THE NEGATIVES THEREOF OR OTHER VARIATIONS THEREON OR COMPARABLE TERMINOLOGY. ANY FORWARD-LOOKING STATEMENTS, FORECASTS, PROJECTIONS, VALUATIONS, OR RESULTS IN THIS REPORT ARE BASED UPON CURRENT ASSUMPTIONS. CHANGES TO ANY ASSUMPTIONS MAY HAVE A MATERIAL IMPACT ON FORWARD-LOOKING STATEMENTS, FORECASTS, PROJECTIONS, VALUATIONS, OR RESULTS. ACTUAL RESULTS MAY THEREFORE BE MATERIALLY DIFFERENT FROM ANY FORECASTS, PROJECTIONS, VALUATIONS, OR RESULTS IN THIS REPORT.

PERFORMANCE DATA CONTAINED HEREIN REPRESENT PAST PERFORMANCE. PAST PERFORMANCE IS NO GUARANTEE OF FUTURE RESULTS.

MEMORANDUM

TO: Oakland Police and Fire Retirement System (“PFRS”)
FROM: Meketa Investment Group (“Meketa”)
DATE: January 29, 2025
RE: Benchmark Update Recommendations: Fixed Income & Credit

Meketa reviews the benchmarks for the PFRS portfolio, the underlying classes, and the various managers, at least on an annual basis, to determine the continued suitability of these benchmarks in light of changing investment markets and the portfolio structure in transition.

At the PFRS meeting in June 2024, Meketa reviewed the Fixed Income asset class and recommended a structure with two core- and two core-plus fixed income managers combining the Fixed Income and Credit components which are currently managed separately.

Meketa recommends Bloomberg US Aggregate Index as the primary benchmark for the combined Fixed Income & Credit asset class as the successor and replacement of Fixed Income asset class’s Bloomberg US Universal Index ***starting January 1, 2025***. This will also update the corresponding component within the Total Plan Policy Benchmark.

Asset Class	Current Benchmark	New Benchmark
Fixed Income (as combined Fixed Income & Credit)	Bloomberg US Universal Index	Bloomberg US Aggregate Index

Meketa will continue to review benchmarks and make recommendations as part of ongoing asset class and manager roster reviews throughout the year.

DS/PN/JLC/mn

MEMORANDUM

TO: Oakland Police and Fire Retirement System (“OPFRS”)
FROM: Meketa Investment Group (“Meketa”)
DATE: January 29, 2025
RE: Core Fixed Income Manager Search Update & Finalist Recommendations

This memorandum provides the PFRS Board with an update of the Request For Proposal (RFP) process for active Core Fixed Income managers along with an overview of the recommended finalists for further consideration.

Background

At the July 2024 meeting, the Board approved a search process to identify the most attractive candidates to manage PFRS’s two Core and two Core Plus mandates. These managers will be benchmarked to Bloomberg US Aggregate Bond Index with an allocation range of approximately \$25 to \$100 million each.

Meketa released an RFP in October 2024 with a due date of November 1, 2024 for all prospective manager responses. The RFP contained a wide spectrum of questions that seek specific answers from the manager candidates on several topics related to the investment management of an active Core Fixed Income portfolio on behalf of PFRS. As a result of the RFP, Meketa received responses from 39 Core Fixed Income managers including the incumbents in the PFRS portfolio.

Meketa evaluated the RFPs and analyzed performance, risk data, and other qualitative factors from each of the responding firms. Based on both qualitative and quantitative analysis, Meketa narrowed the field to a shortlist of eight managers for further consideration. Upon further analysis, the shortlist is narrowed down to three finalists for consideration and an interview by PFRS. Additional details on this process, including the list of all respondents, are included in the following pages.

Recommendation

Meketa recommends that the PFRS Board select the three following Core Fixed Income managers as finalists to be interviewed by PFRS Investment Committee, based on our review of the managers’ RFP responses.

Recommended Finalists ¹	Product
Loomis, Sayles & Company	Core Disciplined Alpha
Loop Capital Asset Management	Core
Ramirez Asset Management ²	Core Fixed Income

Upon completion of the search process, Meketa recommends that the Investment Committee select two managers. Each Core Fixed Income manager will be allocated approximately between \$25 and \$100 million.

¹ The manager list is sorted alphabetically.

² Ramirez is an incumbent manager with a Core Fixed Income mandate.

Manager Search Process

The following table contains the list of 39 respondents and their proposed products.

Firm	Product	Firm	Product
AFL-CIO Housing Investment Trust	Housing Investment Trust	Manulife Asset Management (US)	US Core
Allspring Global Investments	Core Fixed Income	Merganser Capital Management	Core Aggregate
American Century Investments	US Core Fixed Income	MetLife Investment Management	Core Fixed Income
Brown Advisory	Sustainable Core Fixed Income	MFS Investment Management	Core Fixed Income
C.S. McKee	Aggregate Fixed Income	Neuberger Berman	Core Fixed Income
Columbia Threadneedle Inv.	US Core Fixed Income	New Century Advisors	Core Bond
Diamond Hill Capital Management	Core Bond	Northern Trust Asset Management	Core
Dimensional Fund Advisors	US Core Fixed Income	Nuveen	Core Bond
Federated Hermes	Core Aggregate	PGIM Fixed Income	Core Fixed Income
Fort Washington Inv. Advisors	Core Bond	Principal Global Investors	Core Fixed Income
Galliard Capital Management	Broad Market Core	Ramirez Asset Management	Core Fixed Income
Garcia Hamilton & Associates	Fixed Income - Aggregate	Sage Advisory Services	Core Aggregate
Income Research & Management	Aggregate	Sawgrass Asset Management	High-Quality Core
Insight Investment	Core	Schroder Investment Management	Value Core
Johnson Investment Counsel	Core Fixed Income	SLC Management	Core Fixed Income
Lazard Asset Management	US Core Fixed Income	T. Rowe Price Associates	US Core Bond
Longfellow Investment Mgmt.	Core	Vaughan Nelson Investment Mgmt.	Core Fixed Income
Loomis, Sayles & Company	Core Disciplined Alpha	Washington Capital Management	Core Fixed Income
Loop Capital Asset Management	Core	WEDGE Capital Management	Core Aggregate Fixed Income
Manulife Asset Management (US)	US Core	Wellington Management Company	Core Bond

To narrow the list to the eight managers below, respondents were removed for the following reasons:

- Consistency with scope of manager search,
- Ownership structure,
- Level of conviction in manager strategy/process,
- Track record and consistency of risk-adjusted returns, and
- Correlation with existing manager and/or other candidates.

Eight Shortlisted Core Fixed Income Managers

Income Research & Management

Longfellow Investment Management Co.

Loomis, Sayles & Company

Loop Capital Asset Management

MFS Investment Management

Ramirez Asset Management

Schroder Investment Management

Wellington Management Company

These eight firms were then analyzed on a quantitative and qualitative basis to determine a recommended list of finalists. The major areas of focus for each considered manager were:

- **Organization:** Focuses on the capacity of the firm to provide the required services. Also includes consideration of issues that may impact a firm’s operational stability, such as litigation brought against the firm.
- **Investment Professionals:** Explores the experience, capacity, and depth of the firm’s professionals, particularly with respect to the mandate under consideration.
- **Investment Strategy:** Review of investment philosophy, approach, strategy, and risk management to ensure they are consistent with the considered mandate.
- **Client Base/Services:** Seeks to identify whether the manager has experience servicing mandates similar in size and type to the one considered by OPFRS.
- **Quantitative Analysis of Historical Performance and Characteristics:** An analysis of portfolio performance and characteristics to determine whether actual management of the portfolio has been consistent with results expected under the considered mandate and if the proposed strategy is complementary to the plan’s existing investments.
- **Fees:** The costs of implementing the mandate deserve separate consideration and can vary substantially across a subset of candidates. Fees were computed based on an assumed mandate size of \$70 million³.

All three of the recommended finalists were identified as possessing the ability to provide PFRS with the appropriate services.

Finalist Manager Candidates⁴

	Loomis	Loop	Ramirez
Firm Location	Boston, MA	Miami, FL	New York, NY
Firm Inception	1926	1985	2002
Ownership Structure	100% Parent Owned	100% Parent Owned	100% Parent Owned
Strategy Name	Core Disciplined Alpha	Core Fixed Income	Core Fixed Income
Strategy Inception	August 2010	January 2009	September 2008
AUM (Firm)	\$359.7 billion	\$9.3 billion	\$11.4 billion
AUM (Strategy)	\$13.4 billion	\$3.6 billion	\$2.7 billion

³ The assumed mandate size of \$70 million is approximately a quarter of the total dollar allocation amount of PFRS’s allocation target for Fixed Income and Credit component (61%) applied to the Total Plan market value as of 12/31/2024 (\$463 million).

⁴ The manager list is sorted alphabetically.

Finalist Manager Candidates Performance (Gross of Fees), as of June 30, 2024⁵:

	Loomis	Loop	Ramirez	Benchmark ⁶
Trailing Period Returns (%):				
YTD	-0.4	-0.2	-0.2	-0.7
1 Year	3.2	3.0	3.2	2.6
3 Years	-2.7	-2.8	-2.7	-3.0
5 Years	0.4	0.1	0.2	-0.2
7 Years	1.4	1.1	1.5	0.9
10 Years	1.9	1.5	2.1	1.3
Calendar Year Returns (%)				
2023	6.1	6.0	6.2	5.5
2022	-12.9	-13.2	-12.9	-13.0
2021	-1.1	-1.6	-0.3	-1.5
2020	9.3	8.1	7.1	7.5
2019	9.2	9.4	9.7	8.7
2018	0.2	-0.5	0.2	0.0
2017	3.9	4.5	5.0	3.5
2016	3.7	4.8	4.0	2.6
2015	1.1	-1.2	1.2	0.5
2014	6.5	6.5	6.9	6.0

Finalist Manager Candidates: Fees and Terms

	Loomis	Loop	Ramirez
Investment Vehicle Type	Commingled	Separate Account or Commingled	Separate Account
Liquidity	Daily	Daily	Daily
All-in-Fee	22.5 bps	20 bps	22 bps
Peer Group Percentile Rank⁷	28 – Commingled Fund	11 – Separate Account; 17 – Commingled Fund	22 – Separate Account

DS/PN/JLC/mn

⁵ Manager performance displayed as gross of fees composite returns provided by manager.

⁶ Benchmark is Bloomberg US Aggregate Bond Index.

⁷ Peer group rankings displayed represent lowest fees as 1 to highest fees as 100. Rankings compare effective fees from manager RFP responses against the eVestment US Core Fixed Income Universe for mandate size of \$70 million.

MEMORANDUM

TO: Oakland Police and Fire Retirement System (“OPFRS”)
FROM: Meketa Investment Group (“Meketa”)
DATE: January 29, 2025
RE: Core Plus Fixed Income Manager Search Update & Finalist Recommendations

This memorandum provides the PFRS Board with an update of the Request For Proposal (RFP) process for active Core Plus Fixed Income managers along with an overview of the recommended finalists for further consideration.

Background

At the July 2024 meeting, the Board approved a search process to identify the most attractive candidates to manage PFRS’s two Core and two Core Plus mandates. These managers will be benchmarked to Bloomberg US Aggregate Bond Index with an allocation range of approximately \$25 to \$100 million each.

Meketa released an RFP in October 2024 with a due date of November 1, 2024 for all prospective manager responses. The RFP contained a wide spectrum of questions that seek specific answers from the manager candidates on several topics related to the investment management of an active Core Plus Fixed Income portfolio on behalf of PFRS. As a result of the RFP, Meketa received responses from 32 firms for 34 Core Plus Fixed Income strategies including the incumbents in the PFRS portfolio.

Meketa evaluated the RFPs and analyzed performance, risk data, and other qualitative factors from each of the responding firms. Based on both qualitative and quantitative analysis, Meketa narrowed the field to a shortlist of eight managers for further consideration. Upon further analysis, the shortlist is narrowed down to three finalists for consideration and an interview by PFRS. Additional details on this process, including the list of all respondents, are included in the following pages.

Recommendation

Meketa recommends that the PFRS Board select the three following Core Plus Fixed Income managers as finalists to be interviewed by PFRS Investment Committee, based on our review of the managers’ RFP responses.

Recommended Finalists ¹	Product
Income Research & Management	Core Plus
Reams Asset Management ²	Core Plus
Wellington Management Company ³	Core Bond Plus

Upon completion of the search process, Meketa recommends that the Investment Committee select two managers. Each Core Plus Fixed Income manager will be allocated approximately between \$25 and \$100 million.

¹ The manager list is sorted alphabetically.

² Reams is an incumbent manager with a Core Plus Fixed Income mandate

³ Wellington is an incumbent manager with a Core Fixed Income mandate.

Manager Search Process

The following table contains the list of respondents (32 firms) and their proposed products (34 strategies).

Firm	Product	Firm	Product
Amundi Asset Management	US Core Plus	MetLife	Core Plus
Belle Haven Investments	Taxable Plus	MFS Investment Management	Core Plus
Brandywine Global Inv. Mgmt.	US Fixed Income	Neuberger Berman	Core Plus
Brown Brothers Harriman & Co.	Core Plus	Newfleet Asset Management	Core Plus
DoubleLine Capital	Core Plus	Northern Trust Asset Mgmt.	Core Plus
DoubleLine Capital	Total Return	Nuveen	Core Bond Plus
Ducenta Squared Asset Mgmt.	Core Plus	Pacific Asset Management	Core Plus Bond
Federated Hermes	Core Plus	PGIM Fixed Income	Core Plus Fixed Income
Fidelity Institutional Asset Mgmt.	Core Plus	Pugh Capital Management	Core Plus
Fort Washington Inv. Advisors	Core Plus	Reams Asset Management	Core Plus Fixed Income
Income Research & Management	Core Plus	Sit Investment Associates	Return Plus
Insight Investment	Core Plus	Sit Investment Associates	Total Return
Johnson Investment Counsel	Core Plus	Victory Capital Management	Core Plus Fixed Income
Longfellow Investment Mgmt.	Core Plus	Voya Investment Management	Core Plus
Loop Capital Asset Management	Core Plus	Washington Capital	Core Plus
MacKay Shields	Core Plus Opportunities	Wellington Management Company	Core Bond Plus
Manulife Asset Management (US)	US Core Plus	Xponance, Inc.	Yield Advantage Opportunistic Core

To narrow the list to the eight managers below, respondents were removed for the following reasons:

- Consistency with scope of manager search,
- Ownership structure,
- Level of conviction in manager strategy/process,
- Track record and consistency of risk-adjusted returns, and
- Correlation with existing manager and/or other candidates.

Eight Shortlisted Core Plus Fixed Income Managers

Brown Brothers Harriman & Co.

Fidelity Institutional Asset Management

Income Research & Management

Longfellow Investment Management Co.

Loop Capital Asset Management

PGIM Fixed Income

Reams Asset Management Company

Wellington Management Company

These eight firms were then analyzed on a quantitative and qualitative basis to determine a recommended list of finalists. The major areas of focus for each considered manager were:

- **Organization:** Focuses on the capacity of the firm to provide the required services. Also includes consideration of issues that may impact a firm’s operational stability, such as litigation brought against the firm.
- **Investment Professionals:** Explores the experience, capacity, and depth of the firm’s professionals, particularly with respect to the mandate under consideration.
- **Investment Strategy:** Review of investment philosophy, approach, strategy, and risk management to ensure they are consistent with the considered mandate.
- **Client Base/Services:** Seeks to identify whether the manager has experience servicing mandates similar in size and type to the one considered by OPFRS.
- **Quantitative Analysis of Historical Performance and Characteristics:** An analysis of portfolio performance and characteristics to determine whether actual management of the portfolio has been consistent with results expected under the considered mandate and if the proposed strategy is complementary to the plan’s existing investments.
- **Fees:** The costs of implementing the mandate deserve separate consideration and can vary substantially across a subset of candidates. Fees were computed based on an assumed mandate size of \$70 million⁴.

All three of the recommended finalists were identified as possessing the ability to provide PFRS with the appropriate services.

Finalist Manager Candidates⁵

	IR&M	Reams	Wellington
Firm Location	Boston, MA	Indianapolis, IN	Boston, MA
Firm Inception	1987	1981	1982
Ownership Structure	Employee-owned	Publicly Traded	Limited Liability Partnership
Strategy Name	Core Plus	Core Plus	Core Bond Plus
Strategy Inception	July 2017	June 1981	March 1990
AUM (Firm)	\$102.2 billion	\$10.1 billion	\$1.3 trillion
AUM (Strategy)	\$1.5 billion	\$8.1 billion	\$17.6 billion

⁴ The assumed mandate size of \$70 million is approximately a quarter of the total dollar allocation amount of PFRS’s allocation target for Fixed Income and Credit component (61%) applied to the Total Plan market value as of 12/31/2024 (\$463 million).

⁵ The manager list is sorted alphabetically.



Finalist Manager Candidates Performance (Gross of Fees), as of June 30, 2024⁶:

	IR&M	Reams	Wellington	Benchmark ⁷
Trailing Period Returns (%):				
YTD	0.2	-0.4	0.5	-0.7
1 Year	4.2	2.9	5.0	2.6
3 Years	-2.2	-1.9	-2.2	-3.0
5 Years	1.1	2.1	0.9	-0.2
7 Years	---	2.8	1.9	0.9
10 Years	---	2.8	2.3	1.3
Calendar Year Returns (%)				
2023	7.1	6.9	7.5	5.5
2022	-13.1	-11.7	-13.8	-13.0
2021	0.1	-1.4	-0.5	-1.5
2020	9.9	17.0	9.7	7.5
2019	10.1	8.7	10.6	8.7
2018	0.0	1.3	-0.2	0.0
2017	---	3.7	5.4	3.5
2016	---	4.4	4.8	2.6
2015	---	0.4	-0.1	0.5
2014	---	3.8	6.2	6.0

Finalist Manager Candidates: Fees and Terms

	IR&M	Reams	Wellington
Vehicle Type	Commingled (Private Investment Fund) or Separate Account	Separate Account	Commingled Fund
Liquidity	Daily	N/A	Daily
All-in-Fee	19 bps	20 bps	20 bps (15bps Management Fee and 5 bps capped Operating Expense) ⁸
Peer Group Percentile Rank⁹	2 – Commingled Fund 4 – Separate Account	5 – Separate Account	1– Commingled Fund

DS/PN/JLC/mn

⁶ Manager performance displayed as gross of fees composite returns provided by manager.

⁷ Benchmark is Bloomberg US Aggregate Bond Index.

⁸ Wellington Operating Expenses are capped at 5bps but was about 1.4bps as of 09/30/2024

⁹ Peer group rankings displayed represent lowest fees as 1 to highest fees as 100. Rankings compare effective fees from manager RFP responses against the eVestment US Core Plus Fixed Income Universe for mandate size of \$70 million.



AGENDA REPORT

TO: Oakland Police & Fire Retirement System
(PFRS) Board of Administration

FROM: David F. Jones
PFRS Plan Administrator &
Secretary

SUBJECT: Property Tax Override (PTO)

DATE: January 29, 2025

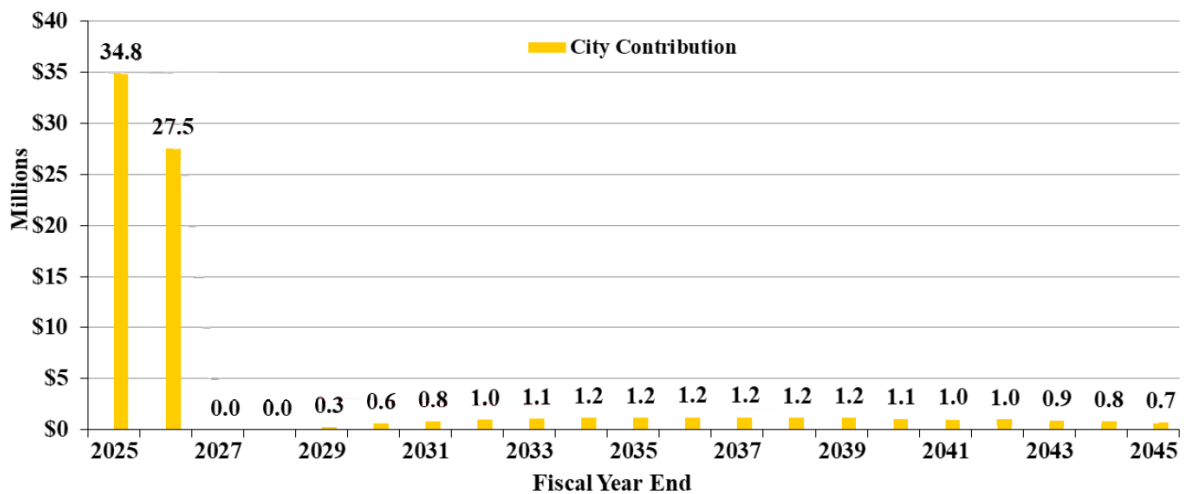
The City of Oakland (“the City”) annually analyzes and sets property tax rates to levy on all Oakland homeowners. The City levies an ad valorem tax (the “property tax override” or “TOR”) on all property within the City subject to taxation by the City to help fund its pension obligations to PFRS for retired police officers and firefighters. In August 2024, City Council adopted Resolution No. [90303](#) C.M.S. reducing the TOR to 0.0705% from the maximum tax rate of 0.1575% due to excess fund balance available to support the Police and Fire Retirement System (“PFRS”) obligations.

On December 17, 2024, the City Council adopted Resolution No. [90585](#) C.M.S. approving certain budget balancing actions to be taken by the City Administrator to maintain the fiscal health of the City of Oakland (the “City”). One of the budget balancing actions is the reduction in PFRS tax rate in order to maintain affordability for Oakland residents as the City explore new tax measures for future elections. By reducing TOR, this gives the City capacity to seek additional taxes without increasing the overall tax rate to residents preventing overburdening residents with increased financial obligations.

This action taken by the City should **not** impede in paying PFRS obligations because there is more than enough fund balance to fulfill PFRS obligations as shown in the table below. In addition, the City is obligated to fully fund PFRS obligations after 2026 if there is any short fall, per the City Charter.

Pension Dedicated Assets		Pension Outstanding Liabilities		
PFRS Portfolio (12/31/24)	TOR PFRS Reserve (12/31/24)	Unfunded Actuarial Liability (UAL) (7/1/2024)	Annual Contribution (FY 2025)	Pension Obligation Bonds (FY 2025)
\$475,700,000	\$418,150,000	(\$58,357,000)	(\$34,800,000)	(\$56,112,000)

If required in the future to increase the TOR to meet PFRS obligations, the City could return to a higher PTO tax rate based on the amount needed. However, note that after July 1, 2026, the UAL is expected to be fully funded and all outstanding pension bonds would have been paid off, the contribution would generally be equal to the administrative expense, beginning in Fiscal Year 2026-2027. The below graph shows a projection of the City's required contributions based on the current actuarial valuation report. Again, reducing the TOR will not negatively impact the City's ability to fully fund the PFRS obligations.



For questions regarding this report, please contact Maxine Visaya, Administrative Analyst I, at (510) 238-7295.

Respectfully submitted,

David F. Jones
Plan Administrator & Secretary
Oakland Police & Fire Retirement System

- Attachments: (1) FY 2024-25 Budget Balancing Agenda Report & Attachments A & B
- (2) FY 2024-25 Tax Levy Agenda Report & Attachment A
- (3) Resolution No. 90303 C.M.S.

ATTACHMENT 1

**FY 2024-25 Budget Balancing Agenda Report
& Attachments A & B**



AGENDA REPORT

TO: Mayor & City Council

FROM: Jestin D. Johnson
City Administrator

SUBJECT: FY 2024-25 Budget Balancing

DATE: December 5, 2024

RECOMMENDATION

Staff Recommends Adoption of the Following Legislation To Balance The Fiscal Year 2024-25 Midcycle Budget

1. A Resolution 1) Amending The FY 2024-25 Midcycle Budget (Resolution No. 90326 C.M.S.) To Authorize The Transfer Of Funds Into The General Purpose Fund And Adjust Other Appropriations; 2) Affirming The Budget Balancing Actions Taken By The City Administrator Pursuant To The Powers And Duties Granted Under The City Charter And Authority Granted Pursuant To Resolution No. 90326 C.M.S. To Maintain The Fiscal Health of the City; And 3) Making Extreme Fiscal Necessity Declarations Necessary to Utilize Restricted Funds
2. A Resolution 1) Amending Resolution 87062 C.M.S., Which Established The Sugar-Sweetened Beverage Distribution Tax Sub-Fund Within The General Purpose Fund For The Purpose Of Collecting Said Tax Revenues, To, Upon A Declaration Of Extreme Fiscal Necessity, Suspend The Requirement To Consider Advisory Board Recommendations Prior To Appropriating Funds; And 2) Declaring A State Of Extreme Fiscal Necessity For The Purposes Of Suspending Said Restrictions On The Use Of Sugar-Sweetened Beverage Tax Revenue
3. Ordinance Amending Oakland Municipal Code Chapter 15.62 "Affordable Housing Trust Fund" To Allow Funds Distributed To The City Under Redevelopment Dissolution Laws To Be Used for Any Lawful Purpose Upon A Declaration of Extreme Fiscal Necessity By The City Council

EXECUTIVE SUMMARY

The City faces a significant fiscal challenge, with a projected FY 2024-25 General Purpose Fund (GPF) year-end deficit of \$129.79 million. This shortfall stems from a \$21.82 million negative balance in FY 2023-24, alongside preliminary FY 2024-25 projected year-end revenues and expenditures based on First Quarter (Q1) trends, pointing to current estimate of \$93.08 million year-end operating shortfall. Additionally, necessary GPF carryforwards from FY 2023-24 total \$27.62 million. As such, immediate action is needed to stabilize the City's finances and bring the City's General Purpose Fund into balance.

City Council
December 9, 2024

Table 1: Summary of FY 2024-25 Fiscal Situation with GPF Fund Balance (\$ in millions)

GENERAL PURPOSE FUND (1010)	FY 2024-25 Q1 Year-End Estimate
Beginning Unassigned Fund Balance - Unaudited	\$ (6.83)
Revenue	\$ 758.52
Expenditures	\$ 851.60
Estimated Ending Fund Balance	\$ (99.91)
Use of Fund Balance in FY 2024-25	
Return of Excess Fund Balance in Equipment Fund	\$ 8.32
Legal Settlements	\$ (10.58)
Carryforwards from FY 2023-24	\$ (27.63)
Estimated Ending Fund Balance	\$ (129.80)

To address this pressing deficit, staff recommends two phases of action to undertake in sequence. The first phase involves immediate actions, including a City Council action utilizing an excess amount to the 7.5% reserve policy in the General Purpose Fund Emergency Reserve (Fund 1011) that totals \$9.62 million and undertaking a series of City Council and administrative actions that do not include layoffs to non-sworn staff and brown outs of two (2) additional Fire Companies, for a savings of \$104.20 million. The details of the proposed City Council and administrative actions are available in **Attachment A**.

After taking the proposed first phase, there would be a remaining deficit of \$20.12 million that requires further balancing, with additional cuts including 91.96 filled FTE and Brown Outs of four more Fire Engines on top of the other two Engines in the first phase. These phases assume a continued GPF and related fund hiring freeze and tight controls on Oakland Police Department (OPD) overtime expenditures. Failure to achieve savings in Phase 2 or additional significant net negative fiscal events would precipitate the need to declare a Fiscal Emergency per the Consolidated Fiscal Policy.

Table 2: Summary of Steps to Reduce Negative GPF Fund Balance to \$0 (\$ in millions)

Phases	Action	Method	Amount
Start	GPF Fund Balance		\$(129.79)
Immediate Actions			\$ 113.82
	Use Excess Amount in Emergency Reserve Above 7.5%	Council	\$ 9.62
	City Council and Administrative Reductions (no non-sworn staff layoffs), including key items: - OPD OT Control and Postpone One Police Academy - Brown Out 2 Add'l Fire Companies - Unrestrict and Transfer Funds to GPF from Funds 1100, 1870, 1030, 1020	Admin Admin Council	\$104.20

Actions with Later Effect			
	Additional Cuts Including 91.96 Filled FTE and Brown Out 4 Add'l Fire Engines OR	Admin	
	Engaging with Labor Partners to Discuss Alternatives that Address Outstanding Deficit OR	Admin	\$ 15.97
	Balance by Declaring Fiscal Emergency and Using Emergency Reserves	Council	
Target GPF Balance			\$ -

This report provides short-term solutions in Phase 1 and Phase 2 to be implemented in early Q3 of the Fiscal Year to address the immediate budget deficit. Beyond the short-term budgetary actions to address the immediate GPF deficit, staff identified mid-term (next 18 months) and long-term options (beyond 18 months) to explore for long range fiscal sustainability.

REASON FOR URGENCY

The City is currently facing a substantial \$129.79 million deficit that necessitates immediate action. Prompt implementation of balancing measures is essential to stabilize the City’s fiscal situation. While these actions are primarily focused on resolving the immediate deficit, they also represent a necessary step toward creating the conditions for long-term financial stability. Addressing these issues now provides the City with an opportunity to lay the groundwork for a more financially secure future.

BACKGROUND / LEGISLATIVE HISTORY

Fiscal Challenges Leading to the Projected Deficit

Growth of Ongoing Programming with One-Time Funds During COVID-19 Pandemic

The City’s financial challenges are the result of compounding structural deficits that have developed over several years. During the COVID-19 pandemic, the City relied heavily on Federal relief funds, including \$120 million from the American Rescue Plan Act (ARPA), to cover operating expenses and avoid significant service cuts. While these funds provided temporary relief, they delayed necessary structural reforms. By FY 2022-23, ARPA funds were depleted, and the City was left with escalating costs, including \$123 million in GPF costs over multiple years from approved labor agreements. Additionally, since FY 2019-20, the City’s adopted full-time equivalent (FTE) has grown by almost 130 FTE across all funds (excluding Police and Fire Trainees), further contributing to the structural budget pressures.

Funding the City’s OPEB Liability

The City has taken numerous steps over the years to try and address the financial implications of providing Other Post-Employment Benefits (OPEB), mostly retiree medical benefits, to City employees. Previously committed employee benefits have resulted in significant future unfunded liabilities. The City Council has expressed a goal of phasing in full funding of the OPEB Actuarial Required Contribution (ARC). As a best practice put forth by the Government

Finance Officers Association (GFOA), it is recommended that agencies fund 100% of the explicit liability.

The Ever-growing Challenge of CalPERS Benefits Costs

Even with a steady growth in revenue into the future, there is not nearly the same rate of growth to match the cost of funding CalPERS pensions through the State retirement system. The changes in the CalPERS discount rate (i.e., expected investment return) in the last five years makes the cost to the City astronomical. CalPERS was slow to react to changes in the market and there were formula inaccuracies. In the long run, the changes that CalPERS is making in their assumptions and funding requirements will make the system more fiscally sustainable and viable, thereby reducing the City's exposure.

Health care costs have grown significantly over the years, primarily driven by a combination of factors including aging population, increasing prevalence of chronic diseases, medical technology advancements leading to more expensive treatments, rising administrative costs, and inflation impacting the cost of medical supplies and services. The 2024 medical annual premium for active employees was over \$78 million; it grows by roughly eight percent, for a projected amount of \$92 million for 2025. The City's total PERS medical payments, which include active employees and retirees, have increased by over \$5 million on average per year in the last 5 years, expected to be over \$100 million in total for FY 2024-25.

Recent Legislative History

In October 2024, administrative action was taken to initiate the implementation of the contingency budget, as authorized by [Resolution 90326 C.M.S.](#) On November 19, 2024, an informational report on the FY2024-25 Q1 Revenue and Expenditures Report and Year-end projections for the GPF was provided. The report highlighted a worsening fiscal outlook, with projected year-end deficits and ongoing structural challenges. City staff emphasized the urgency of implementing immediate budgetary adjustments in order to rebalance the GPF.

The City has faced fiscal challenges before, weathering the storms of the Great Recession, the COVID-19 pandemic, and other periods of economic contraction by employing various strategies that sustained service delivery and fiscal stability. Now, it is essential for the City to stay focused and proactive in addressing short-term, mid-term, and long-term structural deficits. In this spirit, staff has developed a comprehensive list of strategies for the City Council's review and consideration.

ANALYSIS AND POLICY ALTERNATIVES

This report supports the Citywide priority of a **responsive, trustworthy government**, by providing timely and up-to-date financial information, enhancing transparency allowing residents, stakeholders, and decision-makers to be informed of the City's fiscal health, promoting a culture of financial stewardship. The target to balance the GPF is \$129.79 million and this report provides a series of steps with options to achieve this in the short-term (i.e. by the end of 2024). Additionally, this report provides outlined options for further exploration in the next 18 months, identified as mid-term options, and options beyond the 18 month period, identified as long-term options.

SHORT-TERM PLAN

Phase 1: Immediate Actions

Transfer Emergency Reserve 1011 Fund Balance in Excess Above 7.5% Policy (\$9.62 million)

City Council Action Required: There is \$9,622,793 in the General Purpose Fund Emergency Reserve (Fund 1011) in excess beyond the required 7.5% amount to declaring a fiscal emergency. This surplus is the result of positive interest accrued within the fund. Staff recommends that the City Council transfer the excess funds from Fund 1011 to Fund 1010. The table below illustrates the fund balance history detailing how the excess amount was accumulated and providing a calculation of the 7.5% requirement compared to the available reserve fund balance.

Table 3: Emergency Reserve Fund Balance History and 7.5% Threshold Calculation

	FY 21-22	FY 22-23	FY 23-24
Emergency Reserve Fund Balance History			
Beg Fund Balance	\$0	\$53,970,926	\$66,630,337
Budgeted Transfer	\$54,613,179	\$10,799,210	\$0
Interest	\$112,099	\$1,618,074	\$2,964,897
Other Gains /(Losses)	(\$754,352)	\$242,127	\$566,762
Ending Fund Balance	\$53,970,926	\$66,630,337	\$70,161,996
Calculation of 7.5% Requirement Against Available Fund Balance			
FY2024-25 Midcycle Adopted Budget			\$807,189,360
Fund 1011 Reserve Fund Balance			\$70,161,995
Required GPF Emergency Reserve Amount (7.5%)			\$60,539,202
Amount above 7.5% Requirement			\$9,622,793

Expenditure Controls, Reductions, and Cost Shifts (\$104.20 million)

While the City of Oakland has implemented varying cost reduction strategies in the past, which include common practices amongst municipalities, not all strategies are the best solution for every organization. Some strategies to explore include: cost control, cost shifts, and prioritization of spending (i.e., essential services and program evaluation).

Cost control strategies can assist in reducing structural budget deficits both in short-term and long-term approaches. Among the strategies contemplated in this report are:

- Cost shifts by unrestricting funds and transferring balances to the GPF

- Identifying potential short-term operations and maintenance (O&M) and personnel expenditure reductions and transfers to non-GPF;
- Seeking potential operational efficiencies;
- Considering consolidation of services.

While expenditure reduction strategies can assist in closing structural budget deficits, these types of strategies may also be challenging to implement and could have significant impacts on staff, staff retention/attraction and morale.

Assumption Changes, Reductions to Programs, O&M, Contracts, Grants, and Cost Shifts

Under the authority granted by budget resolution [90326 C.M.S.](#) approved on July 2, 2024, the City Administrator may take certain actions necessary to maintain the City’s fiscal health and further support a balanced budget. These actions include updating the budget to reflect revised assumptions, reducing or eliminating programs, contracts, and grant awards, and shifting costs to other eligible funds. Additional details on the proposed actions are discussed below.

Assumption Changes

As the City approaches the midway point of FY 2024-25, there is an opportunity to update initial budget assumptions using the most current information available and make the corresponding adjustments that yield \$11.50 million in savings, as noted in **Table 4**.

Table 4: Summary of Assumption Changes (\$ in millions)

Fund	Dept	Brief Description	Assumption Change Value
1010	City Council	Savings from Councilmember serving as Interim Mayor (5mo)	\$(0.07)
1010	Fire	Academy related OT backfills	\$(2.50)
1010	Finance	BT Revenue Tax Enforcement Efforts	\$(4.25)
1010	Fire	Mutual Aid Reimbursements (Revenue)	\$(0.99)
1010	DOT	Restoration of Parking Enforcement Efforts	\$(3.69)
Total Assumption Change Value			\$(11.50)

Program, O&M, Contract, and Grant Reductions and Eliminations

Staff has identified cost-saving measures that reduce or eliminate programs, O&M, contracts and grants. **Table 5** outlines the items with reductions of \$400,000 or more by Fund and Department. In total, the proposal reductions under this category amounts to \$60.65 million, with detailed information available in **Attachment A**.

[This section is intentionally left blank]

Table 5: Summary of Program, O&M, Contract and Grant Reductions and Eliminations Sorted from Highest to Lowest for Items \$400,000 or Greater*

Fund	Dept	Brief Description	Reductions
1010	OPD	Reduce GPF Overtime & Eliminate Special OPD Units	\$ (25,150,411)
1010	OPD	Reduce 2 Remaining Police Academies	\$ (6,938,277)
4200	City Wide	Reallocation of Fund Balance	\$ (5,605,295)
1010	Fire	Brownouts of 2 additional Fire Stations (beyond Station 10), January 1 - June 30, 2025.	\$ (5,543,070)
4510	City Wide	Reallocation of Underspensing	\$ (3,128,020)
1010	HSD	Homelessness Funding in the GPF to Prioritize Draw Downs on Restricted Funds	\$ (1,900,000)
4550	City Wide	Reallocation of Underspensing	\$ (1,632,254)
1010	EWD	Eliminate Ambassador Program	\$ (1,100,000)
4400	OPW	Eliminate Facilities Master Plan Project Funding	\$ (915,880)
4100	OPW	Reduced Self Insurance Contribution	\$ (864,572)
4300	City Wide	Reallocation of Underspensing	\$ (694,265)
1010	EWD	Reduce Cultural Arts Grant program	\$ (683,532)
1010	OCA	Restricted Affirmative Litigation Funds (Project 1007397)	\$ (538,340)
1010	DVP	Eliminate GPF Contracts	\$ (490,304)
1010	OPRYD	Reduce O&M set aside for Pool Managers	\$ (403,258)
1010	EWD	Increase Revenue for Billboards	\$ (400,000)
7760	OPW	Reduce O&M in BIAD	\$ (400,000)
Total Reductions and Eliminations at or Exceeding \$400,000			\$ (56,387,477)

*The total proposed reductions and eliminations of programs, O&M, contracts, and grants is \$60,651,215. Additional details can be found in **Attachment A**.

Oakland Police Department (OPD) Overtime Control, Elimination of Special OPD Units, Reduction of 2 Remaining Police Academies (\$32.09 million)

Public Safety reductions have not been implemented to date. Despite the steps taken to implement other cost-saving measures, reductions in the OPD and Oakland Fire Department (OFD) budget are now unavoidable to effectively address the current year shortfall given that these services consume 70% of the GPF.¹ OPD received direction to cease any services on overtime with stringent criteria. For example, foreseeable overtime must be approved in advance by the Mayor's Office and City Administrator in writing. Certain Special Units, such as Recruiting, are being eliminated to shift resources back to patrol operations, which will further reduce overtime expenditures. Additionally, the two scheduled Police Academies are no longer occurring this fiscal year. Ceasefire efforts will continue and there is no reduction to force of sworn staff.

Citywide Reallocation of Underspensing from Funds 4200, 4510, 4550, and 4300 (\$11.06 million)

Internal Service Funds (ISFs) such as Funds 4200 (Radio), 4510 (Personnel Management), 4550 (Purchasing) and 4300 (Reproduction) are intended to operate on a cost-recovery basis,

¹ Oakland's Roadmap To A Sustainable Budget, November 2024, <https://ifpte21.org/wp-content/uploads/2024/11/Oakland-Budget-Roadmap-Report.pdf>

with revenues generated to cover the costs of providing specific services to other departments. However, these funds are projected to underspend by an estimated \$11,059,833 in the current year. As such, it is proposed that the excess funds be redirected to support the GPF in addressing the deficit.

Oakland Fire Department (OFD) Brown Out of Two (2) Additional Fire Stations Beyond Station 10, January 1 – June 30, 2025 – Fiscal Impact: \$5.54 million

At the request of the City Administrator under his authority, the Chief of Fire is preparing for the brown out of two additional fire stations, not including Fire Station 10, which is currently closed for renovations. The most immediate impact will be an increase in response times within districts served by closed engine companies.

Unrestrict Funds and Cost Shifts

Identified cost-saving measures totaling \$38.52 million that unrestrict funds and transfer fund balances, as well as the transfer of eligible GPF costs to other funding sources are listed in **Table 6** by Fund and Department.

Table 6: Summary of Unrestricting of Funds and Cost Shifts by Fund and Department

Fund	Dept	Brief Description	Cost Shifts
1010	CAO	Transfer funding to Fund 2252 - 0.70 FTE Assistant to the City Administrator	\$(85,876)
1010	Citywide	Unrestrict Funding and Transfer Fund Balance from 1020 - Vital Services Stabilization Fund	\$(503,000)
1010	Citywide	Unrestrict Funding and Transfer Fund Balance from 1030 - Measure HH (SSBDT)	\$(2,550,000)
1010	Citywide	Unrestrict Funding and Transfer Fund Balance from 1100 - Self Insurance Liability	\$(14,851,619)
1010	Citywide	Unrestrict Funding and Transfer Fund Balance from 1870 - Affordable Housing Trust Fund	\$(5,778,000)
1010	DVP	Transfer Positions out of Fund 1010 to meet Target Reduction	\$(808,745)
1010	EWD	Transfer 1.0 FTE ELDE	\$(178,600)
1010	HSD	Transfer Eligible GPF Expenditures for HeadStart Program	\$(573,194)
1010	HSD	Transfer Eligible Positions for HeadStart Program	\$(196,300)
1010	HSD	Transfer Eligible Positions to Measure BB	\$(65,525)
1010	IT	Transfer Eligible Expenditures to Fund 4600 Fund Balance	\$(1,000,000)
1010	IT	Transfer position from 1010 to 2159	\$(105,000)
1010	Library	Transfer personnel actuals out of fund 1010 to Measures C fund 2241 and Measure D fund 2243.	\$(3,265,952)
1010	OPD	Transfer 1.0 FTE Police Officer (PERS) to Measure Z CY	\$(1,470,755)
1010	OPD	Transfer Eligible Expenditures to Measure Z FB	\$(2,489,849)
1010	OPRYD	Transfer Eligible Positions to Fund 1820	\$(461,600)
1720	Citywide	Equipment Refund: Transfer 4400 Water Charges to LLAD and Personnel Expenses from LLAD to 1720	\$(1,427,065)

1720	Citywide	FB & Underspending: Transfer 4400 Water Charges to LLAD and Personnel Expenses from LLAD to 1720	\$(807,000)
1720	OPW	Park Supervisor I.SC193-moved 6 months cost to F2244	\$(102,609)
1720	OPW	Tree Supervisor II.SC230 move 6 months cost to F2244	\$(149,977)
1870	EWD	Transfer 0.19 FTE Real Estate Agent	\$(27,000)
1870	EWD	Transfer 0.5 FTE Real Estate Agent	\$(141,050)
1870	EWD	Transfer 1.0 FTE Real Estate Agent	\$(282,100)
1870	HCD	Transfer 3.84 FTE + ISFs from 1870 to 2108	\$(1,201,527)
Total Unrestrict Funds and Cost Shifts			\$(38,522,343)

City Council Action Required: To help address the current year deficit, staff proposes to temporarily unrestrict the following non-GPF funds to provide critical support to the GPF. By unrestricting these funds, the City can allocate more flexibly to offset the deficit. The details of the specific funds proposed to remove the restricted uses, including the original intended uses are described in the section below.

Fund 1100 Self Insurance Fund - Fiscal Impact: \$14,851,619

Self-insured is when an entity retains the risk of loss rather than transferring that risk to an independent third party through the purchase of an insurance policy. Funding for the City's Self Insurance Fund are transfers from the General Purpose Fund, Sewer Fund and other miscellaneous funds in anticipation to fund any losses that may occur. Funding is used for payment of general liability claims and settlements, outside legal services and court costs.

Fund 1870 Affordable Housing Trust Fund - Fiscal Impact: \$5,778,000

In 2002, Oakland established the Affordable Housing Trust Fund, codified in Chapter 15.62 of the O.M.C. The ongoing revenue streams include penalties for blight authorized by Ordinance No. 13139 & 25% of residual Redevelopment Property Tax Trust Fund (RPTTF). These funds were set aside by City Council resolution for affordable housing, to increase, improve, and preserve the supply of affordable housing in the City, with priority given to housing for very low income households.

Fund 1030 Sugar-Sweetened Beverage Tax Fund (Measure HH) - Fiscal Impact: \$2,550,000

Oakland adopted Measure HH in November 2016 which established the Sugar-Sweetened Beverage (SSB) Distribution tax, imposing one cent per ounce general tax on the distribution of sugar sweetened beverages. Resolution 87062 C.M.S. established the sub-fund within the General Fund to hold the tax revenues, fund 1030. Funding can be used to support programs that prevent or reduce the health consequences of consuming sugar-sweetened beverages at the discretion of City Council.

Fund 1020 Vital Services Stabilization Fund - Fiscal Impact: \$503,000

Stabilization Fund was created in 2014 through Ordinance 13279 C.M.S., which established the City of Oakland's Consolidated Fiscal Policy (CFP). The reserve fund was established to

stabilize the provision of vital services, protect against service reductions, prevent layoffs, furloughs, and similar measures in times of economic hardship. Under Part C. Use of Excess Real Estate Transfer Tax (RETT) Revenues, the CFP states that at least 25% shall be allocated to the Vital Services Stabilization Fund, until the value in such fund is projected to equal 15% of total GPF revenues over the coming fiscal year.

Phase Two: Actions with Later Effect to Balance Remaining \$15.97 Million Deficit

With the undertaking of Phase One to use the excess amount in the Emergency Reserve of \$9,622,793, and making \$104,200,910 in reductions to the GPF, there would be an outstanding GPF deficit of \$15,969,259. To resolve this outstanding shortfall, additional balancing actions are required and are discussed in more detail below.

Additional Cuts Including 91.96 Filled FTE, Brown Out Four (4) Additional Fire Engines, and O&M Reductions – Fiscal Impact \$15.97 million

Under the same budget resolution authorization, the City Administrator is making additional reductions to balance the budget deficit. To reach the requisite \$15,969,259 it is anticipated that 91.96 filled FTE would be eliminated and four (4) additional Fire Engines would be browned out on top of the other two Engines that were browned out in Phase 1, not including Fire Station 10. The additional multi-department O&M are related to personnel reductions. The affected proposed FTE eliminations by department and the corresponding GPF are outlined in **Table 7**, along with the total O&M reduction.

Table 7: Summary of Proposed FTE Cuts By Department

Department	Filled FTE	\$ GPF Amount
City Administrator	6.00	(520,306)
City Attorney	1.00	(91,531)
City Clerk	1.00	(115,428)
City Council	4.48	(435,964)
Department of Transportation	1.00	(89,724)
Department of Workplace and Employment Standard	1.00	(80,916)
Finance Department	3.00	(123,078)
Fire Department	3.00	(8,120,517)
<i>Other Non-Sworn Positions</i>	3.00	(445,497)
<i>Brownouts of 4 additional Fire Stations (beyond Station 10), January 1 - June 30, 2025. (FTEs TBD)</i>	-	(7,675,020)
Human Resources Management Department	3.00	(244,447)
Human Services Department	9.48	(346,339)
Information Technology Department	6.00	(493,371)
Mayor	3.00	(516,140)
Oakland Public Works Department	29.50	(1,532,078)
CPRA	2.00	(187,527)
Police Department – Non-Sworn Positions	17.50	(590,705)
Race and Equity Department	1.00	(79,662)

Personnel Sub Total	91.96	(13,567,733)
O&M Sub Total		(2,401,526)
TOTAL		(15,969,259)

The City and its labor partners are currently in closed labor agreements. The contracts for miscellaneous employees do not expire until June 30, 2024 and the ones for Fire and Police on June 30, 2025. However nothing precludes the parties from mutually agreeing to reopen these closed contracts for the purpose of discussing alternatives to the reductions in force.

Absent the undertaking of additional cuts for this second phase would necessitate a declaration of a fiscal emergency to utilize \$15,969,259 of the Emergency Reserve to balance the budget deficit. Per the City's Consolidated Fiscal Policy (CFP), Section 2, Part A, subsections 3 and 4, the Emergency Reserve Fund may only be appropriated by the City Council upon the formal declaration of a fiscal emergency. Such an appropriation requires approval by a majority vote of the City Council. Additionally, the policy mandates that prior to the appropriation of the Emergency Reserve funds, the City Administrator must prepare and present a comprehensive analysis to the City Council. This report meets that provision in the CFP by providing the necessary information for the Council to make an informed decision.

MID-TERM AND LONG-TERM OPTIONS FOR FUTURE CONSIDERATION

Revenue Enhancements

Many times, in municipal government, taxes and fees serve as the two primary sources of revenue, but differ in purpose, structure, application, and adoption. In reviewing and considering revenue enhancements, municipalities will explore adjustments to its taxes and fees.

Taxes

Taxes are mandatory contributions imposed by the local government on residents, businesses, and property owners, typically used to fund essential public services such as policing, fire protection, public education, infrastructure maintenance, and social services. Taxes are not tied to any specific service; instead, they go into the general budget and are used across various functions of the government. They are assessed based on factors like income, property value, sales, or other local criteria, and are usually levied on a recurring basis. Taxes are generally set by voter approval. Taxes are levied by local governments, to generate revenue for public services and infrastructure. Common municipal taxes include, property taxes, sales taxes, business taxes, cannabis taxes, transient occupancy taxes, and utility taxes. In reviewing potential tax revenue generation strategies, the City, like other municipalities should review existing taxes to ensure full authority is exercised in collection of taxes and explore potential increases to existing taxes.

Potential Tax Considerations

\$0.50 Sales Tax Measure – Fiscal Impact: Approximately \$21.2 million in FY 2025-25

A potential option for generating additional revenue for the City is the implementation of a \$0.50 sales tax increase. This measure would leverage the City's remaining local taxing authority of .50% taxing capacity in Alameda County. The process for implementing this tax measure requires voter approval, which would increase Oakland's total sales tax rate from 10.25% to 10.75%. The process for implementing this tax measure requires voter approval and could be included on the ballot for a special election. The measure is projected to generate approximately \$21.2 million in FY 2025-26, if approved.

Parcel Tax Revenue Measure To Fund Departments Charged with Oversight – Fiscal Impact Approximately \$22 million

Introduce a parcel tax ballot measure to fund the departments charged with Independent Oversight (i.e. City Auditor, Public Ethics Commission, and CPRA). This Parcel Tax could sustain Charter created departments established to provide independent oversight and accountability. Generating a dedicated source of funding for these Departments, with a CPI escalator, ensures non-interference with these Departments important oversight duties and also removes these Departments from the General Purpose Fund.

Parcel Tax Revenue Measure To Bridge Financial Solvency – Fiscal Impact Approximately \$40 million

Introduce a parcel tax to serve as a financial bridge, enabling the City to address its structural deficit and achieve long-term fiscal solvency. This ballot measure would function as a agreement with residents, committing the City to a sustainable path that includes structural balance and adherence to best-practice financial policies.

The revenue generated by this parcel tax would be directed toward critical City services like Police, Fires, Parks & Recreation, Senior Centers, and Animal Services. It would also support funding for financial and operational reforms to ensure the efficient use of funds.

The tax would require the City to create a plan to ensure a sustainable financial future, structural balance, and long-term fiscal solvency, with required financial policies at best practice levels, regarding negative funds, reserve requirements, performance measurement, insurance & legal liabilities, procurement, personnel management, capital & infrastructure improvement, funding the retirement unfunded accrued liability (UAL) and Other Post-Employment Benefits (OPEB) costs.

Reduction in PFRS Tax Levy To Maintain Affordability For Residents

As part of the proposed new tax measures discussed above, one option to consider is reducing the existing PFRS tax levy to offset the financial impact on residents. The City annually levies an ad valorem tax (the "property tax override" or "TOR") on all property within the City subject to taxation by the City to help fund its pension obligations to PFRS for retired police officers and firefighters. The goal would be to reduce this specific levy in response to introducing the new taxes to prevent overburdening residents with increased financial obligations.

Fees

Fees, on the other hand, are charges imposed on individuals or entities for specific services or privileges provided by the local government. Unlike taxes, which fund general operations, fees are typically designed to cover the cost of particular services such as building permits, garbage collection, or recreation programs. Fees are often one-time payments or charged as a user-specific service fee, meaning that the individual or business benefiting from the service is directly responsible for covering its cost.

Fees are charged by municipalities for various services provided. Fees include permit, licenses, developer impact fees, to name a few. The purpose of fees imposed by municipalities are intended to generate revenue to fund local services, cost recovery for services provided, and regulation. In reviewing potential other revenue generation strategies, the City, like other municipalities, can explore and review current or potential new fees.

Fee Updates to Reflect Full Collection Costs

As part of revenue increasing efforts for the City, an option to consider is the update of the fees charged by City departments to reflect full cost recovery. This would ensure that the City recovers the actual costs associated with providing services, rather than relying on general fund revenues to cover these expenses. Note that in accordance with Proposition 26, any fees charged by the City must adhere to the principle of cost recovery, which means that the City is authorized to recover only the actual cost of service provision and cannot collect more than that amount.

Currently, there is a fee study underway for the Development Services Fund (2415) which is expected to be completed for the FY 2025-27 biennial budget process, however, there has not been a comprehensive citywide fee analysis for all City fees.

Improve Enforcement of the City's Tax Code, Revenue Collections, and Traffic Laws

There is opportunity to increase revenue by addressing staffing and process improvements in key areas. Filling vacancies in parking enforcement and other revenue-generating positions would bolster the City's ability to collect outstanding fees. Additionally, there is opportunity to improve the Business Tax Collection process and compliance mechanisms to reduce underpayment and noncompliance to further enhance revenue collections.²

Update the Development Code to Increase Density and More Economic Development Opportunities

Review the [Coliseum Area Specific Plan](#) that was adopted in March 2015 to ensure maximum density and economic development opportunities. Additionally, staff should explore and pursue Specific Plan efforts to drive the growth of the City's tax base.

² Oakland's Roadmap To A Sustainable Budget, November 2024, <https://ifpte21.org/wp-content/uploads/2024/11/Oakland-Budget-Roadmap-Report.pdf>

Potential One-Time Revenues

The City of Oakland currently has a policy for the Use of One-Time Revenue. This policy states, if the City's General Fund is not within the policy noted in the Reserves Policy, which requires 7.5% of General Fund operating revenues, then any one-time revenue would be allocated to replenish reserves until the reserves policy requirement is met. Current opportunities for one-time revenue proceeds include:

Sales Proceeds from the Coliseum

The City is in a Purchase and Sale Agreement for the land sale of the Coliseum. \$110 million of the purchase sale price is outstanding and anticipated to be received by June 30, 2025. Upon receipt of funding, it is anticipated to restore the General Purpose Fund Balance and Emergency Reserves as necessary, explore restoring the unrestricting fund transfers, and reserving the remainder for consideration for FY 2025-26.

Service Delivery Changes Designed to Reduce Expenditures

In times of resource constraints there is a need to assess opportunities for service sharing arrangements and regionalization of services. Service sharing arrangements with other jurisdictions can reduce duplication and lower overall expenditures without compromising the quality of services to residents. Regionalization, which involves consolidating specific services can also leverage economies of scale to deliver services more efficiently and at a lower cost.

Examining City Operated Headstart program and related services

The City operates a Head Start program, however, such programs are typically managed at the County level, where streamlined service delivery and cost efficiencies are more feasible. The City already provides Measure AA funding to Alameda County for the First 5 program, which focuses on early childhood development and services as the Early Education implementation partner. Transitioning the City's Head Start program to County administration could align it with First 5 and other County-managed services.

Fiscal Impact Range: Additional analysis needed to calculate potential impacts.

Operational Efficiencies

To achieve a more streamlined and effective organization, the City Council could consider opportunities for operational efficiencies across departments. By improving resource allocation, the City can enhance service delivery and eliminate redundancies while reducing costs.

Segmenting of Human Services Department (HSD) to move into Oakland Parks, Recreation and Youth Development (OPRYD) and Housing and Community Development Department (HCD)

In the FY 2023-25 Adopted Policy Budget, the City proposed reorganizing HSD by transferring the homelessness division to the HCD and relocating senior and youth services to the OPRYD to create the new "Children, Youth and Family" department. The new department would be dedicated to delivering targeted programs, services, and resources designed to support at-risk and disadvantaged youth, while also fostering intergenerational support, and would aim to create a one-stop hub for recreational programming for families and seniors. This restructuring

was designed to align services with departments that have the most relevant expertise, streamline program delivery, and reduce administrative duplication. The City Council may consider finalizing the reorganization in order to achieve the operational efficiencies outlined.

Fiscal Impact Range: Additional analysis needed to calculate potential impacts.

Explore Combining Oakland Public Works (OPW) and Department of Transportation (OakDOT) Permanently

It was recently announced that OPW and OakDOT would temporarily be supervised by a singular department head. There is an opportunity to examine administrative and operational synergy to determine whether a permanent unifying of the two departments improves service delivery to the community and operational efficiencies. This would be a strategic reassessment of the decision made several years ago to separate the two departments. The initial split was intended to enhance the City's focus on transportation issues. However, as operational demands and fiscal realities have evolved, maintaining two separate departments may no longer represent the most efficient structure for the City. Reuniting OPW and DOT could streamline and consolidate the overlapping of functions such as capital project management, infrastructure planning, and eliminate duplicative administrative functions.

Fiscal Impact Range: Additional analysis needed to calculate potential impacts

Other Policy Considerations:

Change General Fund Emergency Reserves Policy – Requires City Council Action Change to Consolidated Fiscal Policy:

The City's current GPF Reserve Policy states that the City operate with a minimum goal of no less than 7.5% of the budgeted General Fund operating expenditures. The current minimum level of required reserves adheres to the lower end of the scale for GFOA best practices and is consistent, though on the lower end, with those of other similarly sized cities in California. Maintaining reserves at this level allows agencies to provide acceptable service levels during emergencies and economic downturns. Staff does not recommend amending the City's current GPF Reserve Policy to an amount of less than 7.5% of General Fund expenses as it could significantly impact the City's future ability to borrow money in the event of an emergency. Further, our Labor Partners recommend bolstering the City's Reserves to invest in Oakland's future.³ If the Council were to reduce the General Fund Emergency Reserve Policy to 5%, taking into consideration the action of the transferring the excess emergency reserves beyond 7.5% of \$9,622,792, would yield a remaining availability of excess General Fund Emergency Reserves of \$20,179,734. However, staff does not recommend amending the City's current GPF Reserve Policy. In consultation with one of the City's Financial Advisors, it was also noted that the City would be better situated keeping the policy unchanged, as it would express a higher aspirational recognition that higher reserves would be more appropriate.

³ Oakland's Roadmap To A Sustainable Budget, November 2024, <https://ifpte21.org/wp-content/uploads/2024/11/Oakland-Budget-Roadmap-Report.pdf>

Strategic Fiscal Goals for Long-Term Sustainability

As part of a long-term strategy to establish a financially stable and sustainable budget, the City should consider setting clear, measurable fiscal goals within two and four-year timeframes. Setting these long-term goals provides the City with a strategic framework for decision-making, ensuring that policies and any budget adjustments are aligned with overarching fiscal priorities. The following are the recommended goals for Council consideration:

Two-Year Goals

The two-year goals have a recommended target completion date of February 2027 aligning with the start of the FY 2027-29 budget cycle. The following are the recommended goals for Council consideration:

- The GPF Emergency Reserve fund must be fully funded at the 7.5% requirement for FY 2027-28.
- Develop a short-term plan to address long term liabilities that includes making the fully ADC for OPEB and increasing CalPERS funding ratio to at minimum 80% for the public safety plan and 80% for the miscellaneous plan to avoid cascading increases to required pension contribution costs.
- Implement a plan to resolve all negative fund balances, with a goal to reduce them by 50% within 2 years.
- Establish performance metrics for all services that considers both outputs and efficiency.
- Review procurement rules and procedures to increase efficiency and reduce administrative burden.

Four-Year Goals

The four-year goals are targeted for a completion date of February 2029, aligning with the start of the FY 2029-31 budget cycle to:

- Develop a 10-Year Balanced Budget and Capital Plan
- Establish an Emergency Reserve consistent with GFOA best practices of 16.7% of expenditures
- Create a 10-year plan for long-term liabilities, including full funding of OPEB and CalPERS liabilities.
- Resolve all negative fund balances within four years.
- Establish performance metrics for all services that also incorporate equity and effectiveness.
- Adopt a revised procurement code that is simplified and streamlined

By setting and adhering to these goals, the City will strengthen its fiscal management and position itself for long-term stability. Achieving these objectives will provide a solid foundation for the City's future financial health.

FISCAL IMPACT

The fiscal impact details are embedded throughout the context of the report.

PUBLIC OUTREACH / INTEREST

No outreach was deemed necessary for this report beyond the standard City Council agenda noticing procedures.

COORDINATION

This report was prepared in coordination between the City Administrator's Office, Finance Department, Human Resources Management Department, with feedback from all City Departments.

SUSTAINABLE OPPORTUNITIES

Economic: The proposed balancing efforts impact revenue and expenditures across many of the City funds.

Environmental: No direct environmental impacts have been identified.

Race & Equity: Budgetary decisions made with equity as a focus can help to mitigate the inequitable circumstances of Oakland residents. The midcycle budget balancing effort prioritized areas of affordable housing and homelessness, jobs and economy, public safety and violence prevention, and clean, healthy and sustainable neighborhoods, all of which have equity considerations. Given the time limitations and critical urgency, we were not able to do a comprehensive equity analysis.

ACTION REQUESTED OF THE CITY COUNCIL

Staff Recommends Adoption of the Following Legislation To Balance The Fiscal Year 2024-25 Midcycle Budget

1. A Resolution 1) Amending The FY 2024-25 Midcycle Budget (Resolution No. 90326 C.M.S.) To Authorize The Transfer Of Funds Into The General Purpose Fund And Adjust Other Appropriations; 2) Affirming The Budget Balancing Actions Taken By The City Administrator Pursuant To The Powers And Duties Granted Under The City Charter And Authority Granted Pursuant To Resolution No. 90326 C.M.S. To Maintain The Fiscal Health of the City; And 3) Making Extreme Fiscal Necessity Declarations Necessary to Utilize Restricted Funds
2. A Resolution 1) Amending Resolution 87062 C.M.S., Which Established The Sugar-Sweetened Beverage Distribution Tax Sub-Fund Within The General Purpose Fund For The Purpose Of Collecting Said Tax Revenues, To, Upon A Declaration Of Extreme

Fiscal Necessity, Suspend The Requirement To Consider Advisory Board Recommendations Prior To Appropriating Funds; And 2) Declaring A State Of Extreme Fiscal Necessity For The Purposes Of Suspending Said Restrictions On The Use Of Sugar-Sweetened Beverage Tax Revenue

3. Ordinance Amending Oakland Municipal Code Chapter 15.62 "Affordable Housing Trust Fund" To Allow Funds Distributed To The City Under Redevelopment Dissolution Laws To Be Used for Any Lawful Purpose Upon A Declaration of Extreme Fiscal Necessity By The City Council

For questions regarding this report, please contact Monica Elise Davis, Deputy City Administrator, at (510) 238-7689 or Bradley Johnson, Budget Administrator at (510) 238-6119.

Respectfully submitted,



Jestin Johnson (Dec 6, 2024 11:42 PST)

JESTIN D. JOHNSON
City Administrator

Reviewed by:

Erin Roseman, Director of Finance

Mary Hao, Director of Human Resources
Management

Prepared by:

Monica Elise Davis, Deputy City Administrator
Administration, City Administrator's Office

Bradley Johnson, Budget Administrator
Rina Stabler, Assistant Budget Administrator
Kristin Urrutia, Senior Budget & Management
Analyst
Budget Bureau, Finance

Attachments (3):

Attachment A: FY 2024-25 Budget Balancing Actions

Attachment B: FY 2023-24 Project Carryforwards

Exhibit 1: FY 2024-25 Budget Amendments - City Council Authority Items

TOTAL REDUCTION TARGET						129,792,961	
IMMEDIATE ACTIONS							
REDUCTIONS						Total Amount	GPF Amount \$*
City Council Authority (refer to Exhibit 1 for details)						(40,843,430)	(39,720,506)
City Administrator Authority							
Fund	Dept.	Description	Level of Action	GPF Percentage	Total Amount	GPF Amount \$*	
1010	CAO	Eliminate Expenditure Budget	Admin - Budget Reso	100%	(99,648)	(99,648)	
1010	CAO	Reduce Expenditure Budget	Admin - Budget Reso	100%	(190,403)	(190,403)	
1010	CAO	Transfer funding to Fund 2252 - 0.70 FTE Assistant to the City Administrator	Admin - Budget Reso	100%	(85,876)	(85,876)	
1010	City Council	Savings from Councilmember serving as Interim Mayor (5mo)	Assumption Change	100%	(71,835)	(71,835)	
1010	DOT	Restoration of Parking Enforcement Efforts	Assumption Change	100%	(3,692,308)	(3,692,308)	
1010	DVP	Eliminate GPF Contracts	Admin - Budget Reso	100%	(490,304)	(490,304)	
1010	DVP	Transfer Positions out of Fund 1010 to meet Target Reduction	Admin - Budget Reso	100%	(808,745)	(808,745)	
1010	DWES	Reduce GPF Contracts	Admin - Budget Reso	100%	(343,449)	(343,449)	
1010	DWES	Reduce GPF O&M	Admin - Budget Reso	100%	(227,129)	(227,129)	
1010	EWD	Eliminate Ambassador Program	Admin - Budget Reso	100%	(1,100,000)	(1,100,000)	
1010	EWD	Cut Cultural Arts Grant program	Admin - Budget Reso	100%	(683,532)	(683,532)	
1010	EWD	Eliminate Plaza Activation Funding	Admin - Budget Reso	100%	(100,000)	(100,000)	
1010	EWD	Increase Revenue for Billboards	Admin - Budget Reso	100%	(400,000)	(400,000)	
1010	EWD	Transfer 1.0 FTE ELDE	Admin - Budget Reso	100%	(178,600)	(178,600)	
1010	Finance	BT Revenue Tax Enforcement Efforts	Assumption Change	100%	(4,250,000)	(4,250,000)	
1010	Finance	Eliminate Amplifund Contract	Admin - Budget Reso	100%	(250,000)	(250,000)	
1010	Finance	Eliminate Finance Admin O&M	Admin - Budget Reso	100%	(150,000)	(150,000)	
1010	Finance	Eliminate Payroll and Purchasing AI O&M	Admin - Budget Reso	100%	(200,000)	(200,000)	
1010	Fire	Academy related OT backfills	Assumption Change	100%	(2,500,000)	(2,500,000)	
1010	Fire	Brownouts of 2 additional Fire Stations (beyond Station 10), January 1 - June 30, 2025.	Admin - Budget Reso	100%	(5,543,070)	(5,543,070)	
1010	Fire	Mutual Aid Reimbursements (Revenue)	Assumption Change	100%	(993,607)	(993,607)	
1010	Fire	Position Freeze/Reduction: Assistant Chief (Fire Chief) (1.0 FTE) Anticipated Retirement	Admin - Budget Reso	100%	(281,220)	(281,220)	
1010	HSD	Homelessness Funding in the GPF to Prioritize Draw Downs on Restricted Funds	Admin - Budget Reso	100%	(1,900,000)	(1,900,000)	
1010	HSD	Transfer Eligible GPF Expenditures for HeadStart Program	Admin - Budget Reso	100%	(573,194)	(573,194)	
1010	HSD	Transfer Eligible Positions for HeadStart Program	Admin - Budget Reso	100%	(196,300)	(196,300)	
1010	HSD	Transfer Eligible Positions to Measure BB	Admin - Budget Reso	100%	(65,525)	(65,525)	
1010	IT	Transfer Eligible Expenditures to Fund 4600 Fund Balance	Admin - Budget Reso	100%	(1,000,000)	(1,000,000)	
1010	IT	Reduce contracts - Intranet restoration	Admin - Budget Reso	100%	(200,000)	(200,000)	
1010	IT	Staff reduction - Info Sys Spec II [Pending Retirement]	Admin - Budget Reso	100%	(106,008)	(106,008)	
1010	IT	Transfer position from 1010 to 2159	Admin - Budget Reso	100%	(105,000)	(105,000)	
1010	Library	Transfer personnel actuals out of fund 1010 to Measures C fund 2241 and Measure D fund 2243.	Admin - Budget Reso	100%	(3,265,952)	(3,265,952)	
1010	Office of the City Attorney	Restricted Affirmative Litigation Funds (Project 1007397)		100%	(538,340)	(538,340)	
1010	Office of the City Attorney	Restricted Affirmative Litigation Funds (Santos Settlement)		100%	(245,943)	(245,943)	
1010	OPD	Transfer 1.0 FTE Police Officer (PERS) to Measure Z CY	Admin - Budget Reso	100%	(1,470,755)	(1,470,755)	
1010	OPD	Reduce GPF Travel	Admin - Budget Reso	100%	(280,000)	(280,000)	
1010	OPD	Reduce 2 Remaining Police Academies	Admin - Budget Reso	100%	(6,938,277)	(6,938,277)	
1010	OPD	Reduce GPF Overtime & Eliminate Special OPD Units	Admin - Budget Reso	100%	(25,150,411)	(25,150,411)	
1010	OPRYD	Transfer Eligible Positions to Fund 1820	Admin - Budget Reso	100%	(461,600)	(461,600)	
1010	OPRYD	Reduce O&M set aside for Pool Managers	Admin - Budget Reso	100%	(403,258)	(403,258)	
1010	PC - CPRA	52211 - Stationery and Office Supplies	Admin - Budget Reso	100%	(6,000)	(6,000)	
1010	PC - CPRA	52213 - Minor Computer Hardware and Software (No Asset Number, Not Capitalized)	Admin - Budget Reso	100%	(33,516)	(33,516)	
1030	HSD	Eliminate Food Program	Admin - Budget Reso	100%	(299,735)	(299,735)	
1030	CAO	Reduce Expenditure Budget	Admin - Budget Reso	100%	(60,680)	(60,680)	
1720	Citywide	FB & Underspending: Transfer 4400 Water Charges to LLAD and Personnel Expenses from LLAD to 1720	Admin - Budget Reso	55%	(807,000)	(445,951)	
1720	Citywide	Equipment Refund: Transfer 4400 Water Charges to LLAD and Personnel Expenses from LLAD to 1720	Admin - Budget Reso	55%	(1,427,065)	(788,602)	
1720	OPW	Reduce O/M Funding	Admin - Budget Reso	55%	(100,000)	(55,260)	
1720	OPW	Release Old PO Encumbrances in KOEB	Admin - Budget Reso	55%	(75,000)	(41,445)	
1720	OPW	Release Old PO Encumbrances in PTSD	Admin - Budget Reso	55%	(4,578)	(2,530)	
1720	OPW	Park Supervisor I.SC193-moved 6 months cost to F2244	Admin - Budget Reso	55%	(102,609)	(56,702)	

<i>Fund</i>	<i>Dept.</i>	<i>Description</i>	<i>Level of Action</i>	<i>GPF Percentage</i>	<i>Total Amount</i>	<i>GPF Amount \$*</i>
1720	OPW	Tree Supervisor II.SC230 move 6 months cost to F2244	Admin - Budget Reso	55%	(149,977)	(82,878)
1870	EWD	Transfer 0.19 FTE Real Estate Agent	Admin - Budget Reso	100%	(27,000)	(27,000)
1870	EWD	Transfer 0.5 FTE Real Estate Agent	Admin - Budget Reso	100%	(141,050)	(141,050)
1870	EWD	Transfer 1.0 FTE Real Estate Agent	Admin - Budget Reso	100%	(282,100)	(282,100)
1870	HCD	Transfer 3.84 FTE + ISFs from 1870 to 2108	Admin - Budget Reso	100%	(1,201,527)	(1,201,527)
4100	OPW	Eliminate Funding for Grant Writing Contract	Admin - Budget Reso	45%	(250,000)	(112,845)
4100	OPW	Reduced Self Insurance Contribution	Admin - Budget Reso	45%	(864,572)	(390,250)
4200	IT	Reduce contracts - Phone repair	Admin - Budget Reso	80%	(6,450)	(5,158)
4210	IT	Reduce contracts - Phone repair	Admin - Budget Reso	60%	(108,882)	(65,573)
4300	City Wide	Reallocation of Underspending	Admin - Budget Reso	60%	(694,265)	(416,777)
4400	OPW	Eliminate Facilities Master Plan Project Funding	Admin - Budget Reso	55%	(915,880)	(506,119)
4510	Finance	Eliminate Meals	Admin - Budget Reso	61%	(750)	(461)
4510	Finance	Eliminate Miscellaneous Educational Expenses	Admin - Budget Reso	61%	(750)	(461)
4510	Finance	Eliminate Miscellaneous Travel	Admin - Budget Reso	61%	(2,000)	(1,229)
4510	Finance	Eliminate O&M For Payroll Consolidation Expenses	Admin - Budget Reso	61%	(50,000)	(30,720)
4510	Finance	Eliminate Per Diem and Lodging	Admin - Budget Reso	61%	(2,000)	(1,229)
4510	Finance	Eliminate Registration & Tuition	Admin - Budget Reso	61%	(1,500)	(922)
4510	HRM	Reduce GPF O&M	Admin - Budget Reso	61%	(98,700)	(60,641)
4510	City Wide	Reallocation of Underspending	Admin - Budget Reso	61%	(3,128,020)	(1,921,851)
4550	Finance	Reduce Transfer To Fund Balance	Admin - Budget Reso	64%	(64,317)	(40,856)
4550	City Wide	Reallocation of Underspending	Admin - Budget Reso	64%	(1,632,254)	(1,036,844)
4600	CAO	Reduce Expenditure Budget	Admin - Budget Reso	65%	(3,000)	(1,939)
4600	Finance	Eliminate Finance Admin O&M	Admin - Budget Reso	65%	(207,267)	(133,967)
4600	IT	Reduce contracts - Fire WiFi project	Admin - Budget Reso	65%	(281,170)	(181,734)
4600	IT	Reduce contracts - Microsoft on-call support	Admin - Budget Reso	65%	(198,588)	(128,357)
7760	OPW	Reduce O&M in BIAD	Admin - Budget Reso	0%	(400,000)	-
7760	OPW	Reduce O&M in OPW HR	Admin - Budget Reso	0%	(69,907)	-
7760	OPW	Reduce O&M in OPW Fiscal	Admin - Budget Reso	0%	(104,161)	-
7760	OPW	Reduce O&M in Directors Org	Admin - Budget Reso	0%	(52,031)	-
7760	OPW	Reduce O&M in BDC Administration	Admin - Budget Reso	0%	(20,000)	-
7760	OPW	Reduce O&M in Facilities Planning and Development	Admin - Budget Reso	0%	(18,000)	-
7760	OPW	Reduce O&M in Bureau of Environment Admin.	Admin - Budget Reso	0%	(18,370)	-
7760	OPW	Reduce O&M in Bureau of Maint.and Int. Services	Admin - Budget Reso	0%	(9,710)	-
City Administrator Authority Subtotal					(79,460,670)	(74,103,196)
IMMEDIATE ACTIONS TOTAL					(120,304,101)	(113,823,703)

<i>Fund</i>	<i>Dept.</i>	<i>Description</i>	<i>Level of Action</i>	<i>GPF Percentage</i>	<i>Total Amount</i>	<i>GPF Amount \$*</i>
ACTIONS WITH LATER EFFECT						
1010	CAO	Eliminate Positions and Position Change	Admin - Budget Reso	100%	(351,926)	(351,926)
1010	City Attorney	Eliminate Positions	Admin - Budget Reso	100%	(91,531)	(91,531)
1010	City Clerk	Eliminate Positions	Admin - Budget Reso	100%	(115,428)	(115,428)
1010	City Clerk	City Council Translation Services	Admin - Budget Reso	100%	(109,064)	(109,064)
1010	City Council	Eliminate Positions	Admin - Budget Reso	100%	(435,564)	(435,564)
1010	DOT	Position Changes	Admin - Budget Reso	100%	(1,013,724)	(1,013,724)
1010	Fire	Brownouts of 4 additional Fire Stations (beyond Station 10), January 1 - June 30, 2025.	Admin - Budget Reso	100%	(7,675,020)	(7,675,020)
1010	Fire	Position Eliminations	Admin - Budget Reso	100%	(445,497)	(445,497)
1010	HSD	Eliminate Positions and O&M	Admin - Budget Reso	100%	(346,339)	(346,339)
1010	Mayor	Eliminate Positions	Admin - Budget Reso	100%	(516,140)	(516,140)
1010	OPD	Eliminate Positions - Non-Sworn	Admin - Budget Reso	100%	(590,705)	(590,705)
1010	OPRYD	Reduce O&M for Cultural, Arts, Nature and Science (CANS) DECOM	Admin - Budget Reso	100%	(113,010)	(113,010)
1010	OPRYD	Reduce O&M for Lake Merritt Health & Safety, Park Ambassador Pilot Program	Admin - Budget Reso	100%	(114,000)	(114,000)
1010	OPW	Eliminate Positions and O&M	Admin - Budget Reso	100%	(1,451,402)	(1,451,402)
1010	CPRA	Eliminate Positions	Admin - Budget Reso	100%	(187,527)	(187,527)
1010	Race & Equity	Eliminate Position	Admin - Budget Reso	100%	(79,662)	(79,662)
1030	CAO	Eliminate Positions and Position Change	Admin - Budget Reso	100%	(26,716)	(26,716)
1720	OPW	Eliminate Positions and O&M	Admin - Budget Reso	55%	(1,505,669)	(832,038)
1870	CAO	Eliminate Positions and Position Change	Admin - Budget Reso	100%	(141,663)	(141,663)
4100	OPW	Eliminate Positions	Admin - Budget Reso	45%	(169,854)	(76,669)
4100	OPW	Reduce Fuel Expenses due to reduction in Public Safety vehicle usage	Admin - Budget Reso	45%	(500,000)	(225,690)
4200	IT	Eliminate Positions	Admin - Budget Reso	80%	(215,816)	(172,581)
4210	IT	Eliminate Positions	Admin - Budget Reso	60%	(112,714)	(67,881)
4400	OPW	Eliminate Positions	Admin - Budget Reso	55%	(159,486)	(88,133)
4510	Finance	Eliminate Positions	Admin - Budget Reso	61%	(126,732)	(77,864)
4510	HRM	Eliminate Positions	Admin - Budget Reso	61%	(397,864)	(244,447)
4550	DWES	Eliminate Positions	Admin - Budget Reso	64%	(127,382)	(80,916)
4550	Finance	Eliminate Positions	Admin - Budget Reso	64%	(71,178)	(45,214)
4600	IT	Eliminate Positions	Admin - Budget Reso	65%	(391,289)	(252,909)
7760	OPW	Eliminate Positions	Admin - Budget Reso	0%	(611,942)	-
ACTIONS WITH LATER EFFECT TOTAL					(18,194,843)	(15,969,258)
REMAINING DEFICIT						\$ 0

*Reductions in certain non-GPF funds can also result in savings to the GPF because these funds draw from or impact services that are partially supported by the GPF. As such, their reduction indirectly contributes to GPF savings. The percentage column in the table indicates the share of the total reduction in the non-GPF that translates to savings in the GPF.



INTER OFFICE MEMORANDUM

TO: Jestin D. Johnson
City Administrator

FROM: Erin Roseman
Director of Finance

SUBJECT: Fiscal Year 2024 Project &
Encumbrance Carryforward
into Fiscal Year 2025

DATE: November 27, 2024

City Administrator Approval:


Jestin Johnson (Nov 29, 2024 15:04 PST)

Date: Nov 29, 2024

PURPOSE

This memorandum seeks City Administrator approval for Fiscal Year (FY) 2024 to FY 2025 Encumbrance and Project Carryforwards.

BACKGROUND

The City of Oakland's budget policy supports multi-year budgeting for projects that extend across multiple fiscal years. The authority to process budget carryforwards is outlined in the Consolidated Fiscal Policy (CFP) under Ordinance 13487 C.M.S., Section 1, Part G.

To facilitate this practice, "projects" are established in the City's financial system as a part of the general ledger to allow departments to track revenues and expenditures restricted for a specific purpose. This structure also allows unspent project expenditure balances to carryforward to subsequent fiscal years.

The Finance Department's Budget Bureau conducted a comprehensive review of all eligible carryforward funding, with a specific focus on carryforward in financially unstable funds. As a general and best fiscal practice, project balances in funds with negative fund balances are not recommended to carryforward into the new fiscal year. However, exceptions were considered on a case-by-case basis. Due to the increasingly critical fiscal challenges facing the General Purpose Fund (GPF), a stricter evaluation process was adopted, dividing carryforward funding into two phases:

- 1. Required Carryforward:** Funds committed under existing contracts and grant agreements, directly tied to the projects for which they were allocated for. Phase 1 specifically focused on the committed carryforward in the General Purpose Fund, grant funds (federal and state), capital project funds, trust funds, Kids First! Funds, Measure Z – Violence Prevention Fund, and Measure AA funds.

2. Eligible Carryforward: Funds that may or may not currently be obligated but are reserved for potential project use. Phase 2 specifically addressed all other funds.

This categorization provides a clear distinction between funds already committed and those that can be reconsidered for continuation, adjustment, or cancellation. The Finance Department met with the City Administration and compiled the recommended carryforward listed below. The City Administration’s final decisions are captured in the total carryforward recommendations below.

Carryforward Summary

Out of the \$1,270.01 million eligible for carryforward (including \$243.06 million in encumbrances), a total of **\$1,157.95 million** is recommended to carryforward in All Funds.

The recommended encumbrance carryforward total \$13.36 million in the General Purpose Fund and \$229.70 million in all other funds totaling \$243.06 million in encumbrance carryforwards.

During Phase I, \$13.21 million in required carryforwards in the General Purpose Fund (GPF) and \$599.79 million in eligible carryforward in all other funds totaling \$613.01 million in required carryforward are recommended.

During Phase 2, \$287.45 million in eligible carryforward in all other funds and an additional \$14.41 million in eligible GPF carryforward that is incorporated into Phase 2 of this request. A summary of the carryforward results for all funds is shown in Table 1.

Table 1 Summary of Carryforwards into FY 2025 – All Funds

	Encumbrance Carryforward	Carryforward Phase 1	Carryforward Phase 2	Total Carryforward
General Purpose Fund	13,364,787	13,215,329	14,416,089	40,996,205
Other Funds	229,704,797	599,798,466	287,452,489	1,116,955,752
Carryforward Grand Total	243,069,584	613,013,795	301,868,578	\$ 1,157,951,957

GENERAL PURPOSE FUND (GPF) CARRYFORWARD

A total of **\$40.99 million** in GPF is recommended for approval to carryforward into FY 2025. The GPF carryforward consists of \$13.36 million in encumbrance carryforward, \$13.21 million in required carryforwards from Phase 1 and \$14.41 million in eligible project carryforwards in Phase 2.

Non-Departmental and Port represent the largest share of carryforward (\$7.57 million entirely from Phase 2), with the Police (\$6.44), Fire (\$5.76), and Human Services Department (\$4.01) following suit. These departments combined account for over 58.44% of the total GPF carryforward.

A summary of the total recommended GPF carryforwards by department is shown in Table 2.

Table 2 - GPF Carryforwards Summary by Department

Department	Available P12-24	Encumbrance Carryforward	Carryforward Phase 1	Carryforward Phase 2	Total Carryforward
Capital Improvement Projects	1,437,258	372,927	650,263	22,085	1,045,274
City Administrator	1,613,508	224,972	-	1,090,075	1,315,047
City Attorney	2,666,389	242,261	2,666,389	-	2,908,650
City Auditor	110,411	164,212	110,411	-	274,624
City Clerk	1,990,170	53,672	1,985,773	-	2,039,445
City Council	1,016	36,594	-	-	36,594
Department of Transportation	671,633	402,103	185,232	308,257	895,591
Department of Violence Prevention	2,493,873	612,134	-	-	612,134
Department of Workplace and Employment Standard	103,711	107,426	-	-	107,426
Economic and Workforce Development Department	2,853,007	30,833	865,183	137,950	1,033,965
Finance Department	2,890,377	351,329	-	1,686,634	2,037,963
Fire Department	5,212,935	2,781,225	2,781,859	200,000	5,763,084
Housing and Community Development Department	-	-	-	-	-
Human Resources Management Department	645,643	193,965	-	-	193,965
Human Services Department	10,132,846	959,433	150,000	2,961,568	4,071,002
Information Technology Department	897,495	1,525,351	-	-	1,525,351
Mayor	-	16,738	-	-	16,738
Non Departmental and Port	12,059,434	106,584	-	7,570,798	7,677,382
Oakland Animal Services	-	126,361	-	-	126,361
Oakland Parks and Recreation Department	320,049	439,110	-	115,900	555,010
Oakland Public Library Department	-	15	-	-	15
Oakland Public Works Department	614,055	1,746,879	14,162	18,723	1,779,765
Police Commission	381,346	287,635	-	85,000	372,635
Police Department	6,668,756	2,499,312	3,728,557	219,100	6,446,969
Public Ethics Commission	77,500	7,857	77,500	-	85,357
Race and Equity Department	1	75,860	-	-	75,860
Grand Total	\$ 53,841,412	\$ 13,364,787	\$ 13,215,329	\$ 14,416,089	\$ 40,996,205

NON-GPF FUNDS CARRYFORWARD

In the non-GPF funds, \$229.70 in encumbrance carryforwards, \$599.78 million in required carryforwards (Phase 1) and \$287.45 million of eligible project carryforward are recommended to carryforward into FY 2025, totaling **\$1,116.95 million**.

Capital Improvement Projects (\$436.24) and Housing and Community Development (\$285.13) make up 64.58% of the non-GPF carryforwards reflecting long-term, on-going priority projects utilizing restricted funding sources.

A summary of the total recommended non-GPF carryforwards by department is shown in Table 3 below.

Table 3- Non-GPF Carryforwards Summary by Department

Department	Available P12-24	Encumbrance Carryforward	Carryforward Phase 1	Carryforward Phase 2	Total Carryforward
Capital Improvement Projects	308,748,792	133,912,479	203,929,709	98,402,523	436,244,711
City Administrator	14,001,529	2,961,178	6,784,197	1,058,863	10,804,239
City Attorney	171,447	-	1,623	-	1,623
City Auditor	-	-	-	-	-
City Clerk	1,000,489	55,352	943,212	-	998,564
City Council	-	-	-	-	-
Department of Transportation	17,931,555	5,896,744	24,438,231	6,513,812	36,848,787
Department of Violence Prevention	10,139,750	2,377,823	10,136,663	-	12,514,486
Department of Workplace and Employment Standard	466,513	-	-	-	-
Economic and Workforce Development Department	41,469,117	378,170	16,878,241	23,633,914	40,890,325
Finance Department	5,299,977	149,734	57,651	4,953,023	5,160,407
Fire Department	35,830,556	1,658,837	28,566,513	3,431,873	33,657,223
Housing and Community Development Department	356,549,726	250,912	176,175,755	108,705,905	285,132,572
Human Resources Management Department	(90,139)	549,715	(90,139)	-	459,576
Human Services Department	69,483,287	37,817,321	60,705,864	3,711,235	102,234,420
Information Technology Department	3,207,478	4,249,479	519,944	2,593,503	7,362,926
Mayor	(5,726)	-	(5,726)	-	(5,726)
Non Departmental and Port	28,913,964	86,022	25,794,544	6,164,180	32,044,747
Oakland Animal Services	27,859	-	27,859	-	27,859
Oakland Parks and Recreation Department	4,107,289	419,114	4,436,171	147,910	5,003,195
Oakland Public Library Department	9,510,862	1,532,077	8,742,335	724,667	10,999,079
Oakland Public Works Department	53,282,655	21,503,828	25,590,924	20,898,093	67,992,845
Planning and Building Department	7,953,045	15,072,213	741,862	6,512,988	22,327,063
Police Department	5,115,816	833,799	5,433,885	-	6,267,684
Public Ethics Commission	(10,986)	-	(10,986)	-	(10,986)
Race and Equity Department	134	-	134	-	134
Grand Total	\$ 973,104,990	\$ 229,704,797	\$ 599,798,467	\$ 287,452,489	\$ 1,116,955,753


CONCLUSION

In conclusion, this memo codifies the results based on the comprehensive analysis conducted, and final decisions as of November 26, 2024, in a total amount of **\$1,157.95 million** in carryforwards is recommended for final approval across all funds for the Fiscal Year 2025.

- Encumbrance carryforwards total **\$13.36 million** in the General Purpose Fund and **\$229.70 million** in all other funds, totaling **\$243.06 million** in recommended encumbrance carryforwards.
- In Phase 1, resulted in **\$13.21 million** in required carryforwards in the General Purpose Fund (GPF) and **\$599.79 million** in required carryforwards across all other funds, bringing the total carryforward for Phase 1 to **\$613.01 million**.
- In Phase 2, an additional **\$287.45 million** in eligible carryforward was identified across all funds, and an additional **\$14.41 million** in eligible GPF carryforward.

These carryforward amounts, as summarized in Table 1, represent essential funding that will allow departments to complete ongoing projects and initiatives into the new fiscal year. We respectfully request the City Administrator's final approval for the FY 2024 Project & Encumbrance Carryforwards into FY 2025 in the total amount of **\$1,157.95 million** to ensure the continued progress of these important initiatives.

For questions regarding this memorandum, please contact Bradley Johnson, Budget Administrator, at (510) 207-5730.


Erin Roseman (Nov 27, 2024 13:19 PST)

ERIN ROSEMAN
Director of Finance, Finance Department

Attachments:

Attachment A: Carryforward Detail by Department, Fund, and Project

FY24 into FY 25 CAO Approved Project Carryforwards

DEPARTMENT NAME	Fund - Fund Desc	Proj - Proj Desc	Available P12-24	Approved Enc CF	Recommend Project CF - Phase 1	Recommended Project CF - Phase 2	Total Recommended Project CF	Total Approved Encumb CF + Project CF
Capital Improvement Projects	1010 - General Fund: Ger	1000023 - DPCIP Administrative Project	-	19,433.08	-	-	-	19,433.08
Capital Improvement Projects		1000712 - CALDECOTT TUNNEL MITIGATIONS	250,000.00	-	250,000.00	-	250,000.00	250,000.00
Capital Improvement Projects		1000834 - MUSEUM MINOR CIP	-	-	-	-	-	0.00
Capital Improvement Projects		1000994 - LION TMSICAL POOL ADA UPGRDS	-	-	-	-	-	0.00
Capital Improvement Projects		1001412 - CALDECOTT TRAIL	122,221.20	7,650.00	-	-	-	7,650.00
Capital Improvement Projects		1003434 - DIMOND PARK - LIONS POOL RPR	-	-	-	-	-	0.00
Capital Improvement Projects		1003625 - MOSSWOOD REBUILD	224,062.57	16,138.47	224,062.57	-	224,062.57	240,201.04
Capital Improvement Projects		1004222 - P1000834 MUSEUM MINOR CIP	414,394.53	-	-	-	-	0.00
Capital Improvement Projects		1004769 - MANZANITA PARK TOT LOT	(160.00)	160.00	-	-	-	160.00
Capital Improvement Projects		1004866 - HOLLY MINI PARK	-	4,549.67	-	-	-	4,549.67
Capital Improvement Projects		1004984 - DOWNTOWN SENIOR CENTER	-	64,281.70	-	-	-	64,281.70
Capital Improvement Projects		1005340 - COURTLAND CREEK RESTORATION	-	-	-	-	-	0.00
Capital Improvement Projects		1005782 - MLK LIBRARY BIKE WORKSHOP	-	-	-	-	-	0.00
Capital Improvement Projects		1006031 - ARROYO VIEJO PARK RENOVATION	80,000.00	-	-	-	-	0.00
Capital Improvement Projects		1006462 - WILMA CHAN PARK IMPROVEMENTS	148,104.00	-	-	-	-	0.00
Capital Improvement Projects		1006463 - JOAQUIN MILLER TRAIL REPAIR	350.93	29,649.07	-	-	-	29,649.07
Capital Improvement Projects		1006595 - MINI PARKS BEAUTIFICATION	176,200.00	-	176,200.00	-	176,200.00	176,200.00
Capital Improvement Projects		1007025 - FEMA 4683, 4501-4601 HARBORD	-	97,500.00	-	-	-	97,500.00
Capital Improvement Projects		1007042 - FEMA 4683 TUNNEL ROAD	-	87,216.00	-	-	-	87,216.00
Capital Improvement Projects		1007045 - FEMA EMRGNCY CAT B CTWWD	-	-	-	-	-	0.00
Capital Improvement Projects		1007046 - FEMA 4683 GOLF LINKS RD	-	95.53	-	-	-	95.53
Capital Improvement Projects		1007104 - ADA DOOR OPENERS	22,085.00	29,415.00	-	22,085.00	-	51,500.00
Capital Improvement Projects		1007181 - FEMA 4683 MERIEWOOD DR 5665	-	-	-	-	-	0.00
Capital Improvement Projects		1007213 - FEMA 4699 - 242/248 GRAVATT DR	-	16,838.00	-	-	-	16,838.00
Capital Improvement Projects		1010 - General Fund: General Purpose Total	1,437,258.23	372,926.52	650,262.57	22,085.00	672,347.57	1,045,274.09
Capital Improvement Projects	1030 - Measure HH (SSRF)	1000994 - LION TMSICAL POOL ADA UPGRDS	29,818.03	-	29,818.03	-	29,818.03	29,818.03
Capital Improvement Projects		1001528 - OACC IMPROVEMENT	205,078.35	4,705.77	-	205,078.35	-	209,784.12
Capital Improvement Projects		1003447 - BALLFIELD WRNG HZRD- CURT FLOOD	-	0.20	-	-	-	0.20
Capital Improvement Projects		1003817 - MSR HH-HEALTHY KIDS PRGM	74,707.00	-	-	74,707.00	-	74,707.00
Capital Improvement Projects		1004768 - ALLENDALE PARK TOT LOT	14,442.78	4,186.05	14,442.78	-	14,442.78	18,628.83
Capital Improvement Projects		1004770 - MAXWELL PARK TOT LOT	-	2,845.46	-	-	-	2,845.46
Capital Improvement Projects		1004771 - TASSAFARONGA PARK TOT LOT	-	160.00	-	-	-	160.00
Capital Improvement Projects		1004840 - WILLIE WILKIN & DOLPHINS PRK	-	-	-	-	-	0.00
Capital Improvement Projects		1004866 - HOLLY MINI PARK	-	-	-	-	-	0.00
Capital Improvement Projects		1005316 - PARK FITNESS COURTS	202,920.24	19,607.52	202,920.24	-	202,920.24	222,527.76
Capital Improvement Projects		1005782 - MLK LIBRARY BIKE WORKSHOP	1,376,997.13	-	1,376,997.13	-	1,376,997.13	1,376,997.13
Capital Improvement Projects		1030 - Measure HH (SSBDT) Total	1,903,963.53	31,505.00	1,624,178.18	279,785.35	1,903,963.53	1,995,468.53
Capital Improvement Projects		1750 - Multipurpose Res: 1004832 - SCOOTER SHARE PROGRAM	34,557.00	-	-	34,557.00	-	34,557.00
Capital Improvement Projects		1750 - Multipurpose Reserve Total	34,557.00	-	34,557.00	-	34,557.00	34,557.00
Capital Improvement Projects	2063 - FEMA Declaration:	1003760 - FEMA 4308 - CW SEWER & SIDEWA	-	-	-	-	-	0.00
Capital Improvement Projects		1003766 - FEMA 4301 - ELVERTON LANDS	17,088.94	-	17,088.94	-	17,088.94	17,088.94
Capital Improvement Projects		1003767 - FEMA 4301 - 6502 HEATHER RIDGE	-	-	-	-	-	0.00
Capital Improvement Projects		1003773 - FEMA 4308 E.27TH ST. BARRY PL	252,549.21	-	252,549.21	-	252,549.21	252,549.21
Capital Improvement Projects		2063 - FEMA Declarations Total	269,638.15	-	269,638.15	-	269,638.15	269,638.15
Capital Improvement Projects	2108 - HUD-CDBG	1005895 - 2108 CDBG CCE COMM PROP ACQUI	90,586.00	-	90,586.00	-	90,586.00	90,586.00
Capital Improvement Projects		2108 - HUD-CDBG Total	90,586.00	-	90,586.00	-	90,586.00	90,586.00

DEPARTMENT NAME	Fund - Fund Desc	Proj - Proj Desc	Available P12-24	Approved Enc CF	Recommend Project CF - Phase 1	Recommended Project CF - Phase 2	Total Recommended Project CF	Total Approved (Encumb CF + Project CF)
Capital Improvement Projects	2116 - Department of Tra	1000634 - LAUREL ACCESS MILLS-LAMIMPS B&P LS&R	(0.01)	-	(0.01)	-	(0.01)	(0.01)
Capital Improvement Projects		1000820 - BR RETROFIT-LEIMERT	330,684.37	821,951.04	330,684.37	-	330,684.37	1,152,635.41
Capital Improvement Projects		1000967 - ADELIN BRIDGE RETROFIT GRANT	149,244.40	-	149,244.40	-	149,244.40	149,244.40
Capital Improvement Projects		1000977 - SEC 130 RR XING-105TH AVE	29,701.98	41,178.33	29,701.98	-	29,701.98	70,880.31
Capital Improvement Projects		1001298 - EMBARCADERO BRIDGE REPLACEMENT	37,003.67	-	37,003.67	-	37,003.67	37,003.67
Capital Improvement Projects		1001436 - SEC 130 RR XING-85TH AVE	63,308.31	17,100.53	63,308.31	-	63,308.31	80,408.84
Capital Improvement Projects		1001440 - SEC 130 RR XING-29TH AVE	441,246.18	98.66	441,246.18	-	441,246.18	0.00
Capital Improvement Projects		1001681 - 23RD AVE BRIDGE RETROFIT	87,516.93	117,575.66	87,516.93	-	87,516.93	205,092.59
Capital Improvement Projects		1003203 - HSP 7 GRANT - TELEGRAPH AVE	338,003.96	-	338,003.96	-	338,003.96	338,003.96
Capital Improvement Projects		1003204 - HSP 7 GRANT-MARKET SAN PABLO	0.01	0.01	-	-	-	0.01
Capital Improvement Projects		1003205 - HSP 7 GRANT-DWNTWN SIGNAL	-	2,659,524.94	-	-	-	2,659,524.94
Capital Improvement Projects		1003211 - 19TH ST BART TO LAKE MERRITT	47,495.74	145,301.48	47,495.74	-	47,495.74	192,797.22
Capital Improvement Projects		1003233 - ATP CYCLE 2 TELEGRAPH-GRANT	-	-	-	-	-	0.00
Capital Improvement Projects		1003472 - CMAQ MTC PARKING & MOBILITY MGT	-	8,170,015.62	-	-	-	8,170,015.62
Capital Improvement Projects		1003959 - 14TH ST STREETScape	417,807.87	191,910.16	417,807.87	-	417,807.87	609,718.03
Capital Improvement Projects		1004012 - HSP 8 BANGROFT AVE (147)	556,619.90	-	556,619.90	-	556,619.90	556,619.90
Capital Improvement Projects		1004013 - HSP 8 OAKLAND HILLS (148)	133,783.66	33,642.33	133,783.66	-	133,783.66	167,425.99
Capital Improvement Projects		1004014 - HSP 8 FRUITVALE AVE (149)	10,715.95	-	10,715.95	-	10,715.95	10,715.95
Capital Improvement Projects		1004016 - HSP 8 DOWNTOWN (151)	445,762.20	-	445,762.20	-	445,762.20	445,762.20
Capital Improvement Projects		1004017 - HSP 8 HIGH ST (152)	274,095.52	-	274,095.52	-	274,095.52	274,095.52
Capital Improvement Projects		1004700 - HSP CYCLE 9	1,444,331.29	783,233.58	1,444,331.29	-	1,444,331.29	2,227,564.87
Capital Improvement Projects		1004947 - OAKLAND LSR PAVING PROGRAM	1,231,614.57	-	1,231,614.57	-	1,231,614.57	1,231,614.57
Capital Improvement Projects		1005338 - EDGEWATER DR BRIDGE L&R	5,764,840.97	13,255,627.86	5,764,840.97	-	5,764,840.97	19,020,468.83
Capital Improvement Projects		2116 - Department of Transportation Total	131,855.36	350,204.86	131,855.36	-	131,855.36	482,060.22
Capital Improvement Projects		2125 - Environmental Prc 1005340 - COURTLAND CREEK RESTORATION	131,855.36	350,204.86	131,855.36	-	131,855.36	482,060.22
Capital Improvement Projects		2129 - Trade Corridor Int: 1001336 - TOIF OHIT 1219-C470010	1,697,927.74	-	1,697,927.74	-	1,697,927.74	1,697,927.74
Capital Improvement Projects		2129 - Trade Corridor Improvement Fund (TCIF) State Grant Total	1,697,927.74	-	1,697,927.74	-	1,697,927.74	1,697,927.74
Capital Improvement Projects		2134 - California Parks an 1000717 - DURANT MINI PARK	(6,572.46)	0.01	(6,572.46)	-	(6,572.46)	(6,572.45)
Capital Improvement Projects		1000854 - RAINBOW REC CENTER EXPANSION	55.00	-	55.00	-	55.00	55.00
Capital Improvement Projects		1004857 - LINCOLN REC CTR RENO	8,414,923.11	-	8,414,923.11	-	8,414,923.11	8,414,923.11
Capital Improvement Projects		1004866 - HOLLY MINI PARK	-	-	-	-	-	0.00
Capital Improvement Projects		1005329 - TYRONE CARNEY PARK RENOVATION	1,918,143.32	23,094.51	1,918,143.32	-	1,918,143.32	1,941,237.83
Capital Improvement Projects		1005330 - SOBRANTE PARK RENOVATION	1,911,857.43	5,719.90	1,911,857.43	-	1,911,857.43	1,917,577.33
Capital Improvement Projects		2134 - California Parks and Recreation Total	12,238,406.40	28,814.42	12,238,406.40	-	12,238,406.40	12,267,210.82
Capital Improvement Projects		2139 - California Departr 1005782 - MLK LIBRARY BIKE WORKSHOP	223,461.75	-	223,461.75	-	223,461.75	223,461.75
Capital Improvement Projects		1005787 - TCC 95th Ave & Int'l Connect	87,565.38	-	87,565.38	-	87,565.38	87,565.38
Capital Improvement Projects		2139 - California Department of Conservation Total	311,027.13	-	311,027.13	-	311,027.13	311,027.13
Capital Improvement Projects		2140 - California Departr 1000724 - FRUITVALE ALV GAP CLOSUR STSCP	857.33	1,077,250.63	857.33	-	857.33	1,078,107.96
Capital Improvement Projects		1000820 - BR RETROFIT-LEIMERT	-	119,662.23	-	-	-	119,662.23
Capital Improvement Projects		1000917 - TUNNEL RD SR 13 HILLER DRIVE	1,593,259.51	1,805,781.56	1,593,259.51	-	1,593,259.51	3,399,041.07
Capital Improvement Projects		1000918 - BROADWAY KEITH INTERSECTION	0.03	-	0.03	-	0.03	0.03
Capital Improvement Projects		1001015 - GLASSCOCK-LANCASTER	13,236.24	-	13,236.24	-	13,236.24	13,236.24
Capital Improvement Projects		1001265 - COLLEGE KEITH INTERSECTION	756.64	-	756.64	-	756.64	756.64
Capital Improvement Projects		1001327 - BIKE FCLTIES CLDCTT LN TNNL RD	9,722.93	-	9,722.93	-	9,722.93	9,722.93
Capital Improvement Projects		1001383 - PED FCLTIES CALDCTT LN TNNL RD	242,714.16	-	242,714.16	-	242,714.16	242,714.16
Capital Improvement Projects		1001436 - SEC 130 RR XING-85TH AVE	843.57	-	843.57	-	843.57	843.57
Capital Improvement Projects		1001440 - SEC 130 RR XING-29TH AVE	2,496.08	-	2,496.08	-	2,496.08	2,496.08
Capital Improvement Projects		1001681 - 23RD AVE BRIDGE RETROFIT	1,229.25	-	1,229.25	-	1,229.25	1,229.25
Capital Improvement Projects		1003211 - 19TH ST BART TO LAKE MERRITT	-	349,347.75	-	-	-	349,347.75
Capital Improvement Projects		1003959 - 14TH ST STREETScape	169,479.84	2,091.78	169,479.84	-	169,479.84	171,571.62
Capital Improvement Projects		1004387 - CROSSING TO SAFETY 5012(156)	33,250.22	8,167.69	33,250.22	-	33,250.22	33,250.22
Capital Improvement Projects		1005340 - COURTLAND CREEK RESTORATION	16,931.11	-	16,931.11	-	16,931.11	16,931.11
Capital Improvement Projects		1006066 - MANDELA TRASH CAPTURE INSTALL	6,605.78	2,078,435.20	6,605.78	-	6,605.78	2,085,040.98
Capital Improvement Projects		1006185 - RRFBs & Light @ 5 Intersect	1,857,000.00	-	1,857,000.00	-	1,857,000.00	1,857,000.00
Capital Improvement Projects		1006280 - Osk Chinatown Complete Street	14,024.77	392,748.37	14,024.77	-	14,024.77	406,773.14
Capital Improvement Projects		1006466 - CARY AVE TRASH CAPTURE	-	427,993.88	-	-	-	427,993.88
Capital Improvement Projects		1006595 - MINI PARKS BEAUTIFICATION	254,808.64	2,494,569.64	254,808.64	-	254,808.64	2,749,378.28
Capital Improvement Projects		2140 - California Department of Transportation Total	4,217,216.10	8,756,048.73	4,217,216.10	-	4,217,216.10	12,973,264.83

FY24 into FY 25 CAO Approved Project Carryforwards

DEPARTMENT NAME	Fund - Fund Desc	Proj - Proj Desc	Available P12-24	Approved Enc CF	Recommend Project CF - Phase 1	Recommended Project CF - Phase 2	Total Recommended Project CF	Total Approved (Encumb CF + Project CF)
Capital Improvement Projects	2144 - California Housing	1000220 - PRP 1-C INFRT INF 2144-C464510	51,363.28	66,496.65	51,363.28	-	51,363.28	117,859.93
Capital Improvement Projects		1000838 - OLD OKLAND-WASHINGTON ST STRTSCE	45,273.89	-	45,273.89	-	45,273.89	45,273.89
Capital Improvement Projects		1001028 - BEGIN PLAZA RENOVATIONS	15,039.00	-	15,039.00	-	15,039.00	15,039.00
Capital Improvement Projects		1001052 - PRP 1-C INFRT INF 2144-C464530	3,036.50	-	3,036.50	-	3,036.50	3,036.50
Capital Improvement Projects		1001075 - PRP 1-C INFRT INF 2144-C464560	(57,073.87)	-	(57,073.87)	-	(57,073.87)	(57,073.87)
Capital Improvement Projects		1001294 - SAN PABLO AVE STREETSCAPE	84,912.23	10,868.60	84,912.23	-	84,912.23	95,780.83
Capital Improvement Projects	2144 - California Housing and Community Development Total		142,551.03	77,365.25	142,551.03	-	142,551.03	219,916.28
Capital Improvement Projects	2146 - California State	1003757 - FEMA 4301 - CW TREE REMOVAL	-	-	-	-	-	0.00
Capital Improvement Projects		1003758 - FEMA 4308 - CW TREE REMOVAL	-	-	-	-	-	0.00
Capital Improvement Projects		1003759 - FEMA 4301 - CW SEWER & SIDEWA	-	-	-	-	-	0.00
Capital Improvement Projects		1003761 - FEMA 4301 - 7283 WILD CURRANT	-	-	-	-	-	0.00
Capital Improvement Projects		1003766 - FEMA 4301 - ELVERTON LANDS	33,815.05	-	33,815.05	-	33,815.05	33,815.05
Capital Improvement Projects		1003767 - FEMA 4301 - 6502 HEATHER RIDGE	3,560.24	-	3,560.24	-	3,560.24	3,560.24
Capital Improvement Projects		1003768 - FEMA 4301 - 6452 SHELTERWOOD	4,202.79	-	4,202.79	-	4,202.79	4,202.79
Capital Improvement Projects		1003771 - FEMA 4301 7270 WILD CURRANT	10,027.33	-	10,027.33	-	10,027.33	10,027.33
Capital Improvement Projects		1003772 - FEMA 4301 6391 LONGCROFT DRIVE	-	-	-	-	-	0.00
Capital Improvement Projects		1003773 - FEMA 4308 E 27TH ST - BARRY PL	34,401.73	-	34,401.73	-	34,401.73	34,401.73
Capital Improvement Projects		1003774 - FEMA 4308 2060 MASTLANDS	29,352.93	-	29,352.93	-	29,352.93	29,352.93
Capital Improvement Projects		1003776 - FEMA 4308 SHEPHERD CANYON RW	21,569.54	-	21,569.54	-	21,569.54	21,569.54
Capital Improvement Projects		1003779 - FEMA 4308 4275 FRUITVALE AVE	-	-	-	-	-	0.00
Capital Improvement Projects		1004616 - FEMA 4308 AITKEN DR	36,530.40	-	36,530.40	-	36,530.40	36,530.40
Capital Improvement Projects	2146 - California State Emergency Services Total		173,460.01	-	173,460.01	-	173,460.01	173,460.01
Capital Improvement Projects	2148 - California Library	1003440 - 3 BR RENOV, WOAK, ASIAN, BROOKF.	18,343.36	-	18,343.36	-	18,343.36	18,343.36
Capital Improvement Projects		1004859 - MAIN LIBRARY RENO PHASE 2	876,659.47	2,843,615.25	876,659.47	-	876,659.47	3,720,274.72
Capital Improvement Projects	2148 - California Library Services Total		895,002.83	2,843,615.25	895,002.83	-	895,002.83	3,738,618.08
Capital Improvement Projects	2152 - California Board of Corrections	1000724 - FRUITVALE ALY GAP CLOSUR STSCP	10,000.00	-	10,000.00	-	10,000.00	10,000.00
Capital Improvement Projects		1000858 - WATERFRONT TRAILS-ESTUARY PARK	216,480.97	-	216,480.97	-	216,480.97	216,480.97
Capital Improvement Projects		1001524 - COLISM TRANT HUB 2159-C291210	-	-	-	-	-	0.00
Capital Improvement Projects		1003625 - MOSSWOOD REBUILD	1,440,970.50	-	1,440,970.50	-	1,440,970.50	1,440,970.50
Capital Improvement Projects		1005026 - AC TRANSIT	-	-	-	-	-	0.00
Capital Improvement Projects		1005031 - BIKE LANES	2,144.19	125,355.25	2,144.19	-	2,144.19	127,499.44
Capital Improvement Projects		1005032 - PED LIGHTING 69TH AVENUE	74,802.46	2,609.74	74,802.46	-	74,802.46	77,412.20
Capital Improvement Projects		1005033 - EAST BAY GREENWAY-TRAIL	15,384.27	2,010,685.86	15,384.27	-	15,384.27	2,026,070.13
Capital Improvement Projects		1005035 - CLAY STREET BIKE LANES	180,000.00	-	180,000.00	-	180,000.00	180,000.00
Capital Improvement Projects		1005340 - COURTLAND CREEK RESTORATION	256,440.60	32,567.43	256,440.60	-	256,440.60	289,008.03
Capital Improvement Projects		1005420 - P1001293 LS&R CITY ST RESRFACNG	236,225.02	-	236,225.02	-	236,225.02	236,225.02
Capital Improvement Projects		1005462 - BIKE&PED EDUCATION-AHSC	20.00	-	20.00	-	20.00	20.00
Capital Improvement Projects		1005731 - BIKE LANES ON MILK	146,659.75	-	146,659.75	-	146,659.75	146,659.75
Capital Improvement Projects		1005906 - E. Oak-MLK Shoreline Transport	26,099.87	-	26,099.87	-	26,099.87	26,099.87
Capital Improvement Projects		1006068 - AHSC INTERNAL PED LIGHTING-STI	190,132.70	301,075.47	190,132.70	-	190,132.70	491,208.17
Capital Improvement Projects		1006182 - ATP 7th St. Connect	616,716.29	-	616,716.29	-	616,716.29	616,716.29
Capital Improvement Projects		1006302 - W Oak Cmty Action Plan Impl	4,931,371.95	219,800.00	4,931,371.95	-	4,931,371.95	5,151,171.95
Capital Improvement Projects		1006953 - BROADWAY STREETSCPE IMPRVMT	2,092,892.63	908,453.20	2,092,892.63	-	2,092,892.63	3,001,345.83
Capital Improvement Projects		1006954 - MARTIN L'HR KING STRTSCE IMPRV	3,174,770.17	2,131,045.14	3,174,770.17	-	3,174,770.17	5,305,815.31
Capital Improvement Projects		1007091 - EMBARCADERO WR LFTY A IMPRV	17,932,758.30	1,049,793.74	17,932,758.30	-	17,932,758.30	18,982,552.04
Capital Improvement Projects		1007092 - PORT & WATERFRONT CPL INFRASTR	898,438.18	-	898,438.18	-	898,438.18	898,438.18
Capital Improvement Projects		1007152 - WASHINGTON 1880 UC IMPRVMTS	1,201,460.00	889,826.25	1,201,460.00	-	1,201,460.00	2,091,286.25
Capital Improvement Projects		1007476 - 2ND ST TRANSIT BIKE CKN	1,962,685.00	-	1,962,685.00	-	1,962,685.00	1,962,685.00
Capital Improvement Projects		1007477 - 8TH ST CORRIDOR IMPRVMT	34,339,536.19	10,558,428.67	34,339,536.19	-	34,339,536.19	44,897,964.86
Capital Improvement Projects	2159 - State of California Other Total		34,339,536.19	10,558,428.67	34,339,536.19	-	34,339,536.19	44,897,964.86

DEPARTMENT NAME	Fund - Fund Desc	Proj - Proj Desc	Available P12-24	Approved Enc CF	Recommend Project CF - Phase 1	Recommended Project CF - Phase 2	Total Recommended Project CF	Total Approved Encumb CF + Project CF
Capital Improvement Projects	2162 - Metro Transportation	1000709 - BICYCLIST SAFETY ED CLASSES	-	-	-	-	-	0.00
Capital Improvement Projects		1000982 - CITY RACKS 12 BIKE PARK PGRM	30,322.81	91,750.00	30,322.81	-	30,322.81	122,072.81
Capital Improvement Projects		1001017 - LS&R STAIR-PATH REPAIRS	197,767.58	-	197,767.58	-	197,767.58	197,767.58
Capital Improvement Projects		1001601 - BICYCLIST SIGNAGE PROGRAM	75,018.30	-	75,018.30	-	75,018.30	75,018.30
Capital Improvement Projects		1004717 - BURR WILSON & PALMER STAIR	143,890.54	6,602.00	143,890.54	-	143,890.54	150,492.54
Capital Improvement Projects		1005163 - TS-FOOTHILL BLVD	-	-	-	-	-	0.00
Capital Improvement Projects		1005719 - OUTLOOK TO HILLMOUTH STAIRPATH	87,060.43	-	87,060.43	-	87,060.43	87,060.43
Capital Improvement Projects		1005720 - E. 20TH STAIR PATH REHAB	53,432.18	-	53,432.18	-	53,432.18	53,432.18
Capital Improvement Projects		1006177 - TDA LS&R STAIR PATH REHAB	137.38	492,000.00	137.38	-	137.38	492,137.38
Capital Improvement Projects		2162 - Metro Transportation Com: TDA Total	587,629.22	590,352.00	587,629.22	-	587,629.22	1,177,981.22
Capital Improvement Projects		2163 - Metro Transportation 1004298 - Lake Merritt BART - SR2T	94,495.23	-	94,495.23	-	94,495.23	94,495.23
Capital Improvement Projects		2163 - Metro Transportation Com: Program Grant Total	94,495.23	-	94,495.23	-	94,495.23	94,495.23
Capital Improvement Projects		2166 - Bay Area Air Quality Management District Total	750.81	-	750.81	-	750.81	750.81
Capital Improvement Projects		1001550 - BIKE SHARE PROGRAM	132,577.75	-	132,577.75	-	132,577.75	132,577.75
Capital Improvement Projects		1003269 - TFCA 28 ELCTRC VEH CHRGNG STNS	2,009.13	-	2,009.13	-	2,009.13	2,009.13
Capital Improvement Projects		1004335 - 2166 92260 eLocker Project	(0.56)	-	(0.56)	-	(0.56)	(0.56)
Capital Improvement Projects		2166 - Bay Area Air Quality Management District Total	135,337.13	-	135,337.13	-	135,337.13	135,337.13
Capital Improvement Projects		2190 - Private Grants	-	-	-	-	-	0.00
Capital Improvement Projects		2211 - Measure B: Local	-	-	-	-	-	0.00
Capital Improvement Projects		2211 - Measure B: Local \$ 1000634 - LAUREL ACCESS MILLS-LAMIMPS B&P LS&R	-	0.01	-	-	-	0.01
Capital Improvement Projects		1000638 - NEIGHBORHOOD TFC SAFETY PROG	-	-	-	-	-	0.00
Capital Improvement Projects		1000819 - LS&R BRIDGE MAINT PRGM	-	-	-	-	-	0.00
Capital Improvement Projects		1000829 - CITYWIDE PREV ST MAINT	-	-	-	-	-	0.00
Capital Improvement Projects		1000917 - TUNNEL RD SR 13 HILLER DRIVE	10,326.04	-	10,326.04	-	10,326.04	10,326.04
Capital Improvement Projects		1001172 - ADA CURB RAMP 30 YEARS	-	-	-	-	-	0.00
Capital Improvement Projects		1001195 - SAFE ROUTE TO SCHOOL CYCLE 1	-	0.01	-	-	-	0.01
Capital Improvement Projects		1001380 - CITYWIDE EMERG RDWY REPAIR	-	-	-	-	-	0.00
Capital Improvement Projects		1001615 - LS&R AC TRANSIT BRT	-	-	-	-	-	0.00
Capital Improvement Projects		1003233 - ATP CYCLE 2 TELEGRAPH GRANT	-	1,234.82	-	-	-	1,234.82
Capital Improvement Projects		1003549 - LS&R NEIGHBRHD TRAFFIC CALMING	-	-	-	-	-	0.00
Capital Improvement Projects		1004820 - INTERSECTN. SAFETY IMPROVEMENT	-	-	-	-	-	0.00
Capital Improvement Projects		1005416 - P1000679 LS&R TRFCS SGNL MGT	-	-	-	-	-	0.00
Capital Improvement Projects		2211 - Measure B: Local Streets & Roads Total	10,326.04	1,234.84	10,326.04	-	10,326.04	11,560.88
Capital Improvement Projects		2212 - Measure B: Bicycle/Pedestrian Pass-Thru Funds Total	-	566.92	-	-	-	566.92
Capital Improvement Projects		2212 - Measure B: Bicycle/Pedestrian Pass-Thru Funds Total	-	566.92	-	-	-	566.92
Capital Improvement Projects		2214 - ACTC Reimbursabl 1000634 - LAUREL ACCESS MILLS-LAMIMPS B&P LS&R	-	0.01	-	-	-	0.01
Capital Improvement Projects		1000638 - NEIGHBORHOOD TFC SAFETY PROG	-	-	-	-	-	0.00
Capital Improvement Projects		1000724 - FRUITVALE ALY GAP CLOSUR STSCP	224,708.64	-	224,708.64	-	224,708.64	224,708.64
Capital Improvement Projects		1001409 - LATHAM SQUARE PLAZA IMPROV	-	275,465.69	-	-	-	275,465.69
Capital Improvement Projects		1003959 - 14TH ST STREETSCAPE	-	134,385.16	-	-	-	134,385.16
Capital Improvement Projects		1003981 - MACARTHUR SMART CITY	-	156,348.46	-	-	-	156,348.46
Capital Improvement Projects		1003983 - 42ND AVE HIGH ST-880	10,000,000.00	-	-	-	-	10,000,000.00
Capital Improvement Projects		1004251 - 14TH AVENUE STREETSCAPE	4,856,223.67	198,914.55	4,856,223.67	-	4,856,223.67	5,055,138.22
Capital Improvement Projects		1004690 - GOPORT ACT GRANT	137,962.23	9,622.26	137,962.23	-	137,962.23	2,402,732.41
Capital Improvement Projects		1004820 - INTERSECTN. SAFETY IMPROVEMENT	128,500.00	246,500.00	128,500.00	-	128,500.00	375,000.00
Capital Improvement Projects		1004912 - BROADWAY TRANSIT & PAVING	2,206,672.00	299,400.99	2,206,672.00	-	2,206,672.00	2,506,072.99
Capital Improvement Projects		1005031 - BIKE LANES	195,000.00	-	195,000.00	-	195,000.00	195,000.00
Capital Improvement Projects		1005033 - EAST BAY GREENWAY-TRAIL	-	155,000.00	-	-	-	155,000.00
Capital Improvement Projects		1006953 - BROADWAY STREETSCAPE IMPRV/MINT	352,617.07	926,758.83	352,617.07	-	352,617.07	1,279,375.90
Capital Improvement Projects		1007450 - 66TH AVENUE BART TO BAY TRAIL	2,140,000.00	-	2,140,000.00	-	2,140,000.00	2,140,000.00
Capital Improvement Projects		2214 - ACTC Reimbursable Grants Total	23,413,987.30	2,540,357.58	4,923,997.71	-	23,413,987.30	25,954,344.88

FY24 into FY 25 CAO Approved Project Carryforwards

DEPARTMENT NAME	Fund - Fund Desc	Proj - Proj Desc	Available P12-24	Approved Enc CF	Recommend Project CF - Phase 1	Recommended Project CF - Phase 2	Total Recommended Project CF	Total Approved (Encumb CF + Project CF)
Capital Improvement Projects	2215 - Measure F - Vehicle	1001042 - MINTCLR ANTCH CT PED IMP	(158.13)	-	(158.13)	-	(158.13)	(158.13)
Capital Improvement Projects	1001163 - SNOW PARK-LAKESIDE GREEN ST B&P LS&R		-	-	-	-	-	0.00
Capital Improvement Projects	1001293 - LS&R CITYWIDE STREET RESURFACING		11,285.25	-	11,285.25	-	11,285.25	11,285.25
Capital Improvement Projects	1001380 - CITYWIDE EMERG RDWY REPAIR		63,324.14	-	63,324.14	-	63,324.14	63,324.14
Capital Improvement Projects	1001409 - LATHAM SQUARE PLAZA IMPROV		-	-	-	-	-	0.00
Capital Improvement Projects	1003346 - LS&R COMMUNITY TRNSPRION PLANS		-	-	-	-	-	0.00
Capital Improvement Projects	1004700 - HSP CYCLE 9		148,298.37	-	148,298.37	-	148,298.37	148,298.37
Capital Improvement Projects	1004924 - ANTIIOCH CT STREETScape		(1,411.80)	197.17	(1,411.80)	-	(1,411.80)	(1,214.63)
Capital Improvement Projects	1005420 - P1001293 LS&R CITY ST RESURFACING		40,590.32	-	40,590.32	-	40,590.32	40,590.32
Capital Improvement Projects	1007252 - GRND AVE CMIPLT ST PVNG PROJ		500,000.00	-	500,000.00	-	500,000.00	500,000.00
Capital Improvement Projects	1007311 - Roadway Fee Total		804,749.86	-	804,749.86	-	804,749.86	804,749.86
Capital Improvement Projects	2215 - Measure F - Vehicle Registration Fee Total		1,566,678.01	197.17	1,379,201.12	187,476.89	1,566,678.01	1,566,678.18
Capital Improvement Projects	2216 - Measure BB - Alameda	1000634 - LAUREL ACCESS MILLS-LAMMIPS B&P LS&R	-	-	-	-	-	0.00
Capital Improvement Projects	2216 - Measure BB - Alameda	1000638 - NEIGHBORHOOD TFC SAFETY PROG	996,622.78	88,561.72	996,622.78	-	996,622.78	1,085,184.50
Capital Improvement Projects	2218 - Measure BB - Local	1000653 - SAFE ROUTES TO TRANSIT SRZT	186,785.83	-	-	-	-	186,785.83
Capital Improvement Projects	1000680 - TRAFFIC SIGNAL MANAGEMENT		1,118,882.29	-	1,118,882.29	-	1,118,882.29	1,118,882.29
Capital Improvement Projects	1000707 - B&P BICYCLE PLAN IMPLEMENTATIO		400,000.00	-	400,000.00	-	400,000.00	400,000.00
Capital Improvement Projects	1000819 - LS&R BRIDGE MAINT PRGM		74,061.52	-	-	-	-	0.00
Capital Improvement Projects	1000820 - BR RETROFIT-LEIMERT		2,386,265.86	159,656.22	2,386,265.86	-	2,386,265.86	2,545,922.08
Capital Improvement Projects	1000967 - ADELPHI BRIDGE RETROFIT GRANT		118,740.00	-	118,740.00	-	118,740.00	118,740.00
Capital Improvement Projects	1000977 - SEC 130 RR XING-105TH AVE		20,000.00	-	20,000.00	-	20,000.00	20,000.00
Capital Improvement Projects	1001010 - MLK WAY STRETScape		3,599.30	-	3,599.30	-	3,599.30	3,599.30
Capital Improvement Projects	1001015 - GLASSCOCK-LANCASTER		2.58	-	2.58	-	2.58	2.58
Capital Improvement Projects	1001017 - LS&R STAIR-PATH REPAIRS		65,481.40	-	65,481.40	-	65,481.40	65,481.40
Capital Improvement Projects	1001042 - MINTCLR ANTCH CT PED IMP		98,447.16	-	98,447.16	-	98,447.16	98,447.16
Capital Improvement Projects	1001195 - SAFE ROUTE TO SCHOOL CYCLE 1		0.02	-	0.02	-	0.02	0.02
Capital Improvement Projects	1001267 - LAKESIDE GREEN ST LOCAL MITCH		-	-	-	-	-	0.00
Capital Improvement Projects	1001293 - LS&R CITYWIDE STREET RESURFACING		-	-	-	-	-	0.00
Capital Improvement Projects	1001298 - EMBARCADERO BRIDGE REPLACEMENT		79,092.97	-	79,092.97	-	79,092.97	79,092.97
Capital Improvement Projects	1001380 - CITYWIDE EMERG RDWY REPAIR		(97,961.81)	107,909.72	(97,961.81)	-	(97,961.81)	9,947.91
Capital Improvement Projects	1001512 - LS&R GRANT MATCHING FUNDS		1,502,470.89	-	1,502,470.89	-	1,502,470.89	1,502,470.89
Capital Improvement Projects	1001615 - LS&R AC TRANSIT BRT		39,810.86	-	-	-	-	0.00
Capital Improvement Projects	1001681 - 23RD AVE BRIDGE RETROFIT		389,633.85	-	389,633.85	-	389,633.85	389,633.85
Capital Improvement Projects	1003204 - HSP 7 GRANT-MARKET SAN PABLO		1,564.59	-	1,564.59	-	1,564.59	1,564.59
Capital Improvement Projects	1003216 - SN LANDRO BLVD UNDRSS REPAIR		32,830.50	-	32,830.50	-	32,830.50	32,830.50
Capital Improvement Projects	1003228 - BEACH STREET BRIDGE REPAIR		83,840.00	-	83,840.00	-	83,840.00	83,840.00
Capital Improvement Projects	1003233 - ATP CYCLE 2 TELEGRAPH-GRANT		1.00	-	1.00	-	1.00	1.00
Capital Improvement Projects	1003251 - HSP 7 GRANT-CLEMONT SHATTUCK		10,369.15	-	10,369.15	-	10,369.15	10,369.15
Capital Improvement Projects	1003252 - CHELTON DRIVE SLIDE		(5,998.08)	-	(5,998.08)	-	(5,998.08)	(5,998.08)
Capital Improvement Projects	1003346 - LS&R COMMUNITY TRNSPRION PLANS		16,558.86	34,509.12	-	-	34,509.12	34,509.12
Capital Improvement Projects	1003349 - LS&R NEIGHBHD TRAFFIC CALMING		421,279.96	127,195.50	-	-	285,450.37	412,645.87
Capital Improvement Projects	1003393 - E27TH ST-BARRY PL-SINKHOLE		-	-	-	-	-	0.00
Capital Improvement Projects	1003410 - LS&R CITYWIDE PAVEMENT REHAB		25,812.56	-	25,812.56	-	25,812.56	25,812.56
Capital Improvement Projects	1003766 - FEMA 4301 - ELVERTON LANDS		1,678.49	-	-	-	-	0.00
Capital Improvement Projects	1003767 - FEMA 4301 - 6502 HEATHER RIDGE		1.09	-	-	-	-	0.00
Capital Improvement Projects	1003768 - FEMA 4301 - 6452 SHELTERWOOD		2,681.88	-	-	-	-	0.00
Capital Improvement Projects	1003771 - FEMA 4301 7270 WILD CURRANT		-	-	-	-	-	0.00
Capital Improvement Projects	1003774 - FEMA 4308 2060 MASTLANDS		7,892.50	-	-	-	-	0.00
Capital Improvement Projects	1003829 - GREAT ST-PAVING RESURFACING		0.01	-	0.01	-	0.01	0.01
Capital Improvement Projects	1003979 - E OAKLAND COMMUNITY ST PLAN		54,298.43	-	-	-	-	54,298.43
Capital Improvement Projects	1003980 - E 12TH ST BIKEWAY		329,664.28	-	329,664.28	-	329,664.28	329,664.28
Capital Improvement Projects	1003981 - MACARTHUR SMART CITY		3,485,000.30	-	3,485,000.30	-	3,485,000.30	3,485,000.30
Capital Improvement Projects	1003983 - 42ND AVE HIGH ST I-880		90,899.08	-	13,456.00	-	13,456.00	104,355.08
Capital Improvement Projects	1004013 - HSP 8 OAKLAND HILLS (148)		28,964.87	-	28,964.87	-	28,964.87	28,964.87
Capital Improvement Projects	1004016 - HSP 8 DOWNTOWN (151)		(1,377.57)	3,000.00	(1,377.57)	-	(1,377.57)	1,622.43
Capital Improvement Projects	1004261 - CONCRETE CONSTRUCTION FOR CITYWIDE PAVEMENT R		-	-	-	-	-	0.00
Capital Improvement Projects	1004387 - CROSSING TO SAFETY 501Z(156)		286,828.17	-	286,828.17	-	286,828.17	286,828.17
Capital Improvement Projects	1004820 - INTERSECTN. SAFETY IMPROVEMENT		1,467,577.04	171,605.78	752,265.32	-	752,265.32	903,871.10
Capital Improvement Projects	1004924 - ANTIIOCH CT STRETScape		-	772.50	-	-	-	772.50

DEPARTMENT NAME	Fund - Fund Desc	Proj - Proj Desc	Available P12-24	Approved Enc CF	Recommend Project CF - Phase 1	Recommended Project CF - Phase 2	Total Recommended Project CF	Total Approved Encumb CF + Project CF
Capital Improvement Projects	2218 - Measure BB - Local	1005032 - PED LIGHTING 69TH AVENUE	1.00	-	-	-	-	0.00
Capital Improvement Projects		1005104 - LS&R EMERG ROADWAY 3 SITES	-	13,402.53	-	-	-	13,402.53
Capital Improvement Projects		1005338 - EDGEWATER DR BRIDGE L&R	183,520.00	-	183,520.00	-	183,520.00	183,520.00
Capital Improvement Projects		1005415 - P100644 B&P PED PLAN IMPLMINTN	75,000.00	-	-	-	-	0.00
Capital Improvement Projects		1005416 - P100679 LS&R TRFC SGNL MGT	954,272.01	-	-	371,215.85	371,215.85	371,215.85
Capital Improvement Projects		1005417 - P100714 CITY SIDEWALK REPAIR	40,718.25	27.79	-	40,718.25	40,718.25	40,746.04
Capital Improvement Projects		1005419 - P1001172 ADA CURB RAMP 30 YRS	7,384.36	-	-	-	-	0.00
Capital Improvement Projects		1005421 - P1003190 LS&R ONCALLEMGCYRPR	293,479.41	-	-	-	-	0.00
Capital Improvement Projects		1005787 - TCC 95th Ave & Int'l Connect	80,000.00	-	80,000.00	-	80,000.00	80,000.00
Capital Improvement Projects		1006103 - CW PVMINT REHAB 2021A	32,329.47	-	32,329.47	-	32,329.47	32,329.47
Capital Improvement Projects		1006131 - Sideshow Prevention Pilot	34,517.39	-	34,517.39	-	34,517.39	34,517.39
Capital Improvement Projects		1006132 - Violence Prevention Support	6,097.83	-	-	-	-	0.00
Capital Improvement Projects		1006133 - Cou Earmk Traffic Safety	(2,967.14)	-	-	-	-	0.00
Capital Improvement Projects		1006177 - TDA LS&R STAIR-PATH REHAB	325,000.00	-	325,000.00	-	325,000.00	325,000.00
Capital Improvement Projects		1006187 - HSIP 14th St-Mandela & Adeline	22,140.00	-	22,140.00	-	22,140.00	22,140.00
Capital Improvement Projects		1006280 - Oak Chinatown Complete Street	20,751.37	49,748.63	-	20,751.37	20,751.37	70,500.00
Capital Improvement Projects		1006337 - CW PVMINT REHAB 2022A	66,510.34	-	66,510.34	-	66,510.34	66,510.34
Capital Improvement Projects		1006640 - CITYWIDE SIDEWALK SHAVING	1,040,702.53	-	1,040,702.53	-	1,040,702.53	1,040,702.53
Capital Improvement Projects		1007091 - EMBARCADERO WRL SFTY A IMPRVT	4,400.00	-	4,400.00	-	4,400.00	4,400.00
Capital Improvement Projects		1007092 - PORT & WATERFRONT CPL INFRASTR	4,400.00	-	4,400.00	-	4,400.00	4,400.00
Capital Improvement Projects		1007168 - AC TRANSIT INTERN'L BLVD	(2,740.00)	-	(2,740.00)	-	(2,740.00)	(2,740.00)
Capital Improvement Projects		1007252 - GRND AVE CMLPT ST RVNG PROJ	653,441.14	-	653,441.14	-	653,441.14	653,441.14
Capital Improvement Projects		1007286 - ROADWAY EDGE-RCHMND BLVD	1,845,000.00	-	1,845,000.00	-	1,845,000.00	1,845,000.00
Capital Improvement Projects		1007311 - Roadway Edge Grand View Dr	1,045,250.14	-	1,045,250.14	-	1,045,250.14	1,045,250.14
Capital Improvement Projects		1007312 - Roadway Edge Westmoorland	600,000.00	-	600,000.00	-	600,000.00	600,000.00
Capital Improvement Projects		1007351 - LAMMPS PHASE 2 RICHARD RD-SEMI	10,000.00	-	10,000.00	-	10,000.00	10,000.00
Capital Improvement Projects		1007394 - CHELSEA DR SLIDE REPAIR	500,000.00	-	500,000.00	-	500,000.00	500,000.00
Capital Improvement Projects	Z218 - Measure BB - Local Streets and Roads Total		22,706,204.40	1,142,332.85	13,484,003.68	7,246,322.59	20,730,326.27	21,872,659.12

DEPARTMENT NAME	Fund - Fund Desc	Proj - Proj Desc	Available P12-24	Approved Enc CF	Recommend Project CF - Phase 1	Recommended Project CF - Phase 2	Total Recommended Project CF	Total Approved (Encumb CF + Project CF)
Capital Improvement Projects	2219 - Measure BB - Bike	1000707 - B&P BICYCLE PLAN IMPLEMENTATIO	613,258.74	7,679.62	613,258.74	-	613,258.74	620,938.36
Capital Improvement Projects	1000966 - B&P PED FAC DESIGN-IMPLEMENT		13,471.31	-	13,471.31	-	13,471.31	13,471.31
Capital Improvement Projects	1000974 - PERALTA ST. STREETScape B&P LS&R		24,502.98	-	24,502.98	-	24,502.98	24,502.98
Capital Improvement Projects	1001042 - MINTCLR ANTCHR CT PED IMP		10,995.50	-	10,995.50	-	10,995.50	10,995.50
Capital Improvement Projects	1001267 - LAKESIDE GREEN ST LOCAL MITCH		-	-	-	-	-	0.00
Capital Improvement Projects	1001351 - PED CROSSING IMPROV-HIGH RISK		1,421.28	-	1,421.28	-	1,421.28	1,421.28
Capital Improvement Projects	1001512 - LS&R GRANT MATCHING FUNDS		1,213,622.34	-	1,213,622.34	-	1,213,622.34	1,213,622.34
Capital Improvement Projects	1005118 - BICYCLE & PEDESTRIAN PROGRAMS		68,329.83	18,016.60	8,898.13	-	8,898.13	26,914.73
Capital Improvement Projects	1005415 - P1000644 B&P PED PLAN IMPLMINTN		673,595.30	99,410.62	904,015.41	-	904,015.41	1,003,426.03
Capital Improvement Projects	1005417 - P1000714 CITY SIDEWALK REPAIR		9,360.92	-	9,360.92	-	9,360.92	9,360.92
Capital Improvement Projects	1006177 - TDA LS&R STAIR-PATH REHAB		258,640.98	355,968.50	258,640.98	-	258,640.98	614,609.48
Capital Improvement Projects	1007168 - AC TRANSIT INTERN'L BVD		84,553.00	-	84,553.00	-	84,553.00	84,553.00
Capital Improvement Projects	2219 - Measure BB - Bike and Pedestrian Total		2,971,751.18	481,075.34	748,202.81	2,394,537.78	3,142,740.59	3,623,815.93
Capital Improvement Projects	2230 - State Gas Tax	1000830 - CITYWIDE STREET RESURF-2231	-	-	-	-	-	0.00
Capital Improvement Projects	1000986 - TRAFFIC SIGNAL CONTROLLER		(2,893.90)	2,893.90	(2,893.90)	-	(2,893.90)	0.00
Capital Improvement Projects	1001293 - LS&R CITYWIDE STREET RESURFACING		45,588.59	-	45,588.59	-	45,588.59	45,588.59
Capital Improvement Projects	1001512 - LS&R GRANT MATCHING FUNDS		971,556.00	-	-	-	-	0.00
Capital Improvement Projects	1003346 - LS&RCOMMUNITY TRNSPRITION PLANS		-	-	-	-	-	0.00
Capital Improvement Projects	1004419 - PAVEMENT REHAB 2019-2		77,397.17	6,946.67	77,397.17	-	77,397.17	84,343.84
Capital Improvement Projects	1004796 - CITYWIDE PAVEMENT REHAB PROJ.1		-	-	-	-	-	0.00
Capital Improvement Projects	1004912 - BROADWAY TRANSIT & PAVING		185.87	-	185.87	-	185.87	185.87
Capital Improvement Projects	1005420 - P1001293 LS&R CITY ST RESRFACING		154,604.37	-	154,604.37	-	154,604.37	154,604.37
Capital Improvement Projects	1007252 - GRND AVE CMPLT ST PAVING PROJ		272,874.42	-	272,874.42	-	272,874.42	272,874.42
Capital Improvement Projects	2230 - State Gas Tax Total		1,519,312.52	9,840.57	393,152.15	154,604.37	547,557.09	557,597.09
Capital Improvement Projects	2232 - Gas Tax RMRA	1003469 - DP350 Administrative Project	-	-	-	-	-	0.00
Capital Improvement Projects	1004387 - CROSSING TO SAFETY 5012(156)		90,000.00	-	90,000.00	-	90,000.00	90,000.00
Capital Improvement Projects	1004820 - INTERSECTN. SAFETY IMPROVEMENT		228,028.00	-	228,028.00	-	228,028.00	228,028.00
Capital Improvement Projects	1005418 - P1000981 LS&R CURB RAMP - BB		52,370.68	-	-	-	-	0.00
Capital Improvement Projects	1005419 - P1001172 ADA CURB RAMP 30 YRS		894.52	-	-	-	-	0.00
Capital Improvement Projects	1005983 - High Priority Traffic Calming		531,209.66	7,580.71	902,000.00	-	402,018.84	409,599.55
Capital Improvement Projects	2232 - Gas Tax RMRA Total		902,502.86	7,580.71	902,000.00	630,046.84	720,046.84	727,627.55
Capital Improvement Projects	2244 - Measure Q - Parks	1005274 - STORM DRAINAGE MASTER PLAN	126,647.00	476,763.36	126,647.00	-	126,647.00	603,410.36
Capital Improvement Projects	1005340 - COURTLAND CREEK RESTORATION		187,954.00	-	187,954.00	-	187,954.00	187,954.00
Capital Improvement Projects	1005343 - MEASURE Q - ENHANCED SERVICES		-	-	-	-	-	0.00
Capital Improvement Projects	1006124 - REG TRASH COMP - MEAS Q		9,600.00	-	9,600.00	-	9,600.00	9,600.00
Capital Improvement Projects	1006988 - LAKE MERRITT H2O QUAL MGMT		135,300.00	-	-	-	-	135,300.00
Capital Improvement Projects	1007058 - GNRL SMALL TRASH CPTR		470,272.77	3,793.51	-	-	-	3,793.51
Capital Improvement Projects	1007126 - ALLENDALE COURTS & RESTROOM		6,075.00	0.02	-	-	-	0.00
Capital Improvement Projects	2244 - Measure Q - Parks & Recreation Preservation, Litter Reduction, and Homelessness Sup		820,385.33	615,856.89	197,554.00	6,075.00	330,276.00	946,132.89
Capital Improvement Projects	2260 - Measure WW: Eas	1000637 - LINCOLN SQ PARK-ACTIVITY DECK	17,251.62	-	17,251.62	-	17,251.62	17,251.62
Capital Improvement Projects	1000852 - MEASURE WW PUBLIC ART		4,100.00	-	4,100.00	-	4,100.00	4,100.00
Capital Improvement Projects	1001412 - CALDECOTT TRAIL		316,930.17	24,405.08	316,930.17	-	316,930.17	341,335.25
Capital Improvement Projects	2260 - Measure WW: East Bay Regional Parks District Local Grant Total		338,281.79	24,405.08	338,281.79	-	338,281.79	362,686.87
Capital Improvement Projects	2415 - Development Serv	1001011 - PRIVATE PROP SIDEWALK REPAIR	(1,379,830.03)	-	-	-	-	0.00
Capital Improvement Projects	2415 - Development Service Fund Total		6,199.00	6,199.00	57,269.40	57,269.40	57,269.40	57,269.40
Capital Improvement Projects	2416 - Traffic Safety Fund Total		1,322,560.63	-	57,269.40	57,269.40	57,269.40	57,269.40
Capital Improvement Projects	2420 - Transportation Im	1001512 - LS&R GRANT MATCHING FUNDS	259,081.00	-	259,081.00	-	259,081.00	259,081.00
Capital Improvement Projects	1003348 - STSCAPES/COMPLETE ST CAPITAL		3,845,257.00	-	3,845,257.00	-	3,845,257.00	3,845,257.00
Capital Improvement Projects	2420 - Transportation Impact Fee Total		4,104,338.00	-	4,104,338.00	-	4,104,338.00	4,104,338.00

FY24 into FY 25 CAO Approved Project Carryforwards

DEPARTMENT NAME	Fund - Fund Desc	Proj - Proj Desc	Available P12-24		Recommend Project CF -		Total Recommended Project CF	Total Approved (Encumb CF + Project CF)
			Approved Enc CF	Phase 1	CF - Phase 2			
Capital Improvement Projects	2421 - Capital Improvements	1000165 - COLISM SPEC PN 5656-P452510	50,000.00	-	50,000.00	-	50,000.00	50,000.00
Capital Improvement Projects		1001612 - CAPITAL IMP IMPACT FEES	1,000.00	-	1,000.00	-	1,000.00	1,000.00
Capital Improvement Projects		1003439 - FIRE STATIONS CW RENOVATIONS	29,464.60	138,594.35	29,464.60	29,464.60	29,464.60	168,058.95
Capital Improvement Projects		1003440 - 3 BR RENO WOAK, ASIAN, BROOKF.	-	218,832.44	-	218,832.44	218,832.44	218,832.44
Capital Improvement Projects		1003625 - MOSSWOOD REBUILD	690,844.46	221,956.00	690,844.46	-	690,844.46	912,800.46
Capital Improvement Projects		1004851 - DACA PHASE 2 RENO	40,470.10	300,451.77	40,470.10	-	40,470.10	340,921.87
Capital Improvement Projects		1004866 - HOLLY MINI PARK	126,365.73	-	126,365.73	-	126,365.73	126,365.73
Capital Improvement Projects		1004978 - EOOSC NEXT PHASE	200,000.00	-	200,000.00	-	200,000.00	200,000.00
Capital Improvement Projects		1004983 - TOOL LENDING LIBRARY	35,000.00	-	35,000.00	-	35,000.00	35,000.00
Capital Improvement Projects		1005274 - STORM DRAINAGE MASTER PLAN	91,000.00	-	91,000.00	-	91,000.00	91,000.00
Capital Improvement Projects		1006040 - MALONGA CENTER - FEASIBILITY	1,311.86	81,348.32	1,311.86	-	1,311.86	82,660.18
Capital Improvement Projects	2421 - Capital Improvements	Impact Fee Fund Total	1,484,289.19	742,350.44	1,092,680.29	391,608.90	1,484,289.19	2,226,639.63
Capital Improvement Projects	2999 - Miscellaneous Gra	1000043 - CD HIST MIT FIP 2999-G499910	244,250.00	-	244,250.00	-	244,250.00	244,250.00
Capital Improvement Projects		1000044 - BMSF HIST MIT FIP 2999-G499920	77,500.00	-	77,500.00	-	77,500.00	77,500.00
Capital Improvement Projects		1000222 - PRP 1-C INFRT INF 2999-C464571	(9,296.66)	-	(9,296.66)	-	(9,296.66)	23,375.34
Capital Improvement Projects		1000693 - 10TH ST CHANNEL IMPROVEMENTS	-	-	-	-	-	0.00
Capital Improvement Projects		1001028 - BEGIN PLAZA RENOVATIONS	-	-	-	-	-	0.00
Capital Improvement Projects		1001036 - CLEAN WATERSHEDS CLEAN BAY	1,941.32	-	1,941.32	-	1,941.32	1,941.32
Capital Improvement Projects		1003211 - 19TH ST BART TO LAKE MERRITT	774,750.00	-	774,750.00	-	774,750.00	774,750.00
Capital Improvement Projects		1003411 - EBMLUD COST SHARING	60,840.00	-	60,840.00	-	60,840.00	60,840.00
Capital Improvement Projects		1003625 - MOSSWOOD REBUILD	152,309.69	2,233,967.28	152,309.69	-	152,309.69	2,386,276.97
Capital Improvement Projects		1005033 - EAST BAY GREENWAY-TRAIL	239,616.00	1,400,183.00	239,616.00	-	239,616.00	1,639,799.00
Capital Improvement Projects		1006205 - Inter Term Coliseum BART	608,357.00	-	608,357.00	-	608,357.00	608,357.00
Capital Improvement Projects	2999 - Miscellaneous Grants Total	Total	1,375,517.35	4,441,572.28	1,375,517.35	-	1,375,517.35	5,817,089.63
Capital Improvement Projects	3100 - Sewer Service Fun	1000010 - DP300 Administrative Project	-	-	-	-	-	0.00
Capital Improvement Projects		1000654 - SEWER-VTMARE NCRTHR MTN 83-012	58,892.08	0.01	58,892.08	-	58,892.08	58,892.09
Capital Improvement Projects		1000673 - SS-SWIRY AVNL BNCRFT 83-103	(0.01)	0.01	(0.01)	(0.01)	(0.01)	0.00
Capital Improvement Projects		1000715 - CITY-OWNED FCITY SS LTRL REP	-	-	-	-	-	0.00
Capital Improvement Projects		1000720 - EMRGNCY MISC SEWERS	54,059.54	8,792.47	54,059.54	-	54,059.54	62,852.01
Capital Improvement Projects		1000835 - SANITARY SEWER ROOT FOAMING	68,795.95	16,296.66	68,795.95	-	68,795.95	85,092.61
Capital Improvement Projects		1000843 - RHB SWR-23RD-INTL-26TH-E12TH	46,707.38	-	46,707.38	-	46,707.38	46,707.38
Capital Improvement Projects		1000920 - REHAB SNTRY SWRS SBBSSN 83 503	4,688,888.64	2,784,833.12	4,688,888.64	-	4,688,888.64	7,473,721.76
Capital Improvement Projects		1000921 - REHAB SNTRY SWRS SBBSSN 83 403	7,057.41	209,409.14	7,057.41	-	7,057.41	216,466.55
Capital Improvement Projects		1000922 - SANITARY SWR ROOT FVING FY16 17	81.01	0.01	-	-	-	0.01
Capital Improvement Projects		1000997 - SR SAN LEANDRO EDES 85TH	10,818.91	-	10,818.91	-	10,818.91	10,818.91
Capital Improvement Projects		1001018 - VARIOUS LOC SS REHAB	71,016.87	-	71,016.87	-	71,016.87	71,016.87
Capital Improvement Projects		1001026 - REHAB SNTRY SWRS SBBSSN 80 022	69,775.79	-	69,775.79	-	69,775.79	69,775.79
Capital Improvement Projects		1001039 - SS RHB-CASTLE-CHELTON	70,938.38	207,797.00	70,938.38	-	70,938.38	278,735.38
Capital Improvement Projects		1001166 - SS-HWY 13 RNRHDT SR 39TH ALISO	234,679.73	-	234,679.73	-	234,679.73	234,679.73
Capital Improvement Projects		1001173 - CITYWIDE SS CAPACITY UPGRADES	2,260,241.66	187,264.52	2,260,241.66	-	2,260,241.66	2,447,506.18
Capital Improvement Projects		1001192 - REHAB-SS 57TH AV-INTL BLVD- SL	6,000.00	-	6,000.00	-	6,000.00	6,000.00
Capital Improvement Projects		1001289 - SS SUB-BASIN FLOW MTRNG-DATA	62,161.65	-	62,161.65	-	62,161.65	62,161.65
Capital Improvement Projects		1001322 - SS-MTN LNA SNNYMR SNNRY 83-402	4,708.70	-	4,708.70	-	4,708.70	4,708.70
Capital Improvement Projects		1001375 - SS-14 MCRTHR ARDLY E13 58-04	25,633.88	-	25,633.88	-	25,633.88	25,633.88
Capital Improvement Projects		1001433 - PARKRIDGE SKYLINE DENTON S SWR	388,755.29	49,487.95	388,755.29	-	388,755.29	438,243.24
Capital Improvement Projects		1001602 - ANNUAL INFLOW CORRECTION PGM	581,043.74	-	581,043.74	-	581,043.74	581,043.74
Capital Improvement Projects		1001676 - EPA-SEWER CLEANING	486,123.88	-	486,123.88	-	486,123.88	486,123.88
Capital Improvement Projects		1003202 - REHAB OF SS SUBBASIN 84-003	333,332.67	0.01	333,332.67	-	333,332.67	333,332.68
Capital Improvement Projects		1003231 - REHAB OF SS SUBBASIN 83-002	314,592.19	0.01	314,592.19	-	314,592.19	314,592.20
Capital Improvement Projects		1003772 - FEMA 4301 6591 LONGCROFT DRIVE	9.48	-	-	-	-	0.00
Capital Improvement Projects		1004268 - SEWER MITIGATION & TEMP DSCARGE	68,196.00	-	68,196.00	-	68,196.00	68,196.00
Capital Improvement Projects		1004342 - REHAB SNTRY SWR 80-101	37,584.50	-	37,584.50	-	37,584.50	37,584.50
Capital Improvement Projects		1004788 - SANITARY SEWER MASTER PLAN	60,910.12	-	60,910.12	-	60,910.12	60,910.12
Capital Improvement Projects		1004806 - SS REHAB SUBBASIN 83-001	381,152.49	2,527,895.50	381,152.49	-	381,152.49	2,909,037.99
Capital Improvement Projects		1004807 - SS REHAB SUBBASIN 83-102	193,491.01	-	193,491.01	-	193,491.01	228,062.62
Capital Improvement Projects		1004810 - 3100 30244 SS SUBBASIN 85-202	788,502.41	488,565.43	788,502.41	-	788,502.41	1,277,067.84
Capital Improvement Projects		1004842 - ANNUAL INFLOW CORRECTION	1,500,000.00	-	1,500,000.00	-	1,500,000.00	1,500,000.00
Capital Improvement Projects		1004844 - SS CAPACITY UPGRADE MAYBELLE	683,486.43	-	683,486.43	-	683,486.43	683,486.43
Capital Improvement Projects		1004845 - SS REHAB SUB-BASIN 82-005	407,137.49	-	407,137.49	-	407,137.49	825,232.91
Capital Improvement Projects		1005411 - P1000720 EMERG MISC. SEWERS	(135,773.54)	583,493.63	-	-	-	583,493.63
Capital Improvement Projects		1005412 - P10003201 REHAB SS BASIN 81-201	3,001,861.15	300,049.92	3,001,861.15	-	3,001,861.15	3,351,911.07

FY24 into FY 25 CAO Approved Project Carryforwards

DEPARTMENT NAME	Fund - Fund Desc	Proj - Proj Desc	Available P12-24	Approved Enc CF	Recommend Project CF - Phase 1	Recommended Project CF - Phase 2	Total Recommended Project CF	Total Approved Encumb CF + Project CF
Capital Improvement Projects	3100 - Sewer Service Fun	1005874 - SS REHAB SUB-BASIN 83-404 PH1	1,222,610.05	2,528,002.00		1,186,708.97	1,186,708.97	3,714,710.97
Capital Improvement Projects		1005875 - SS REHAB SUB-BASIN 83-404 PH2	-	1,750,356.00		-	-	1,750,356.00
Capital Improvement Projects		1005876 - SS REHAB SUB-BASIN 86-001	1,285,654.81	2,132,349.22		1,285,654.81	1,285,654.81	3,418,004.03
Capital Improvement Projects		1005877 - SS REHAB SUB-BASIN 56-01	1,999,794.28	2,022,108.66		1,999,794.28	1,999,794.28	4,021,902.94
Capital Improvement Projects		1006208 - SS EMERGENCY REPAIRS - T1	91,445.22	78,316.02		102,490.68	102,490.68	180,806.70
Capital Improvement Projects		1006209 - SS EMERGENCY REPAIRS - T2	619,507.65	15,717.84		619,507.65	619,507.65	635,225.49
Capital Improvement Projects		1006210 - SS EMERGENCY REPAIRS - T3	2,238,359.84	1,730,657.00		2,238,359.84	2,238,359.84	3,969,016.84
Capital Improvement Projects		1006211 - SS EMERGENCY REPAIRS - T4	84,267.23	3,401,596.39		84,267.23	84,267.23	3,485,863.62
Capital Improvement Projects		1006212 - SS EMERGENCY REPAIRS - T5	2,046,261.33	237,393.31		2,046,261.33	2,046,261.33	2,283,554.64
Capital Improvement Projects		1006213 - ANNUAL INFLOW PGM - I1	90,001.31	36,362.77		90,001.31	90,001.31	126,364.08
Capital Improvement Projects		1006214 - ANNUAL INFLOW PGM - I2	218,017.40	-		218,017.40	218,017.40	-
Capital Improvement Projects		1006860 - SS ROOT FOAMING FY23-26	12,256.21	1,312,688.90		-	-	1,312,688.90
Capital Improvement Projects		1006869 - SS REHAB SUB-BASIN 60-08	1,486,396.65	-		1,486,396.65	1,486,396.65	1,486,396.65
Capital Improvement Projects		1006971 - SS REHAB SUB-BASIN 81-002 P1	15,000.00	21.50		-	-	21.50
Capital Improvement Projects		1006972 - SS REHAB SUB-BASIN 86-002	1,613,078.47	7.50		-	-	7.50
Capital Improvement Projects		1007342 - 3821 GRNWOOD SD RPR	-	-		-	-	0.00
3100 - Sewer Service Fund Total			29,436,445.74	23,429,187.12	8,608,260.76	19,298,677.73	27,906,938.49	51,336,125.61

FY24 into FY 25 CAO Approved Project Carryforwards

DEPARTMENT NAME	Fund - Fund Desc	Proj - Proj Desc	Available P12-24	Approved Enc CF	Recommend Project CF - Phase 1	Recommended Project CF - Phase 2	Total Recommended Project CF	Total Approved (Encumb CF + Project CF)
Capital Improvement Projects	4200 - Radio / Telecomm	1001249 - RADIO FINANCING FUNDS C480350	81,830.98	0.94	81,830.98	-	81,830.98	81,831.92
Capital Improvement Projects	1006279 - CTI/WIDE UPS REPLACEMENT		(33,890.29)	5,517.75	(33,890.29)	-	(33,890.29)	(28,372.54)
Capital Improvement Projects	4200 - Radio / Telecommunications Total		47,940.69	5,518.69	47,940.69	-	47,940.69	53,459.38
Capital Improvement Projects	4400 - City Facilities	1001520 - ADA TRNSTN PLAN SURVEY FY15-16	19,543.44	-	-	-	-	0.00
Capital Improvement Projects	1003625 - MOSSWOOD REBUILD		917,485.53	920,988.06	917,485.53	-	917,485.53	1,838,473.59
Capital Improvement Projects	4400 - City Facilities Total		937,028.97	920,988.06	917,485.53	-	917,485.53	1,838,473.59
Capital Improvement Projects	4600 - Information Techn	1000439 - IBM2 911 PS UPGRADE C468133	3,412,444.54	135,486.75	3,412,444.54	-	3,412,444.54	3,547,931.29
Capital Improvement Projects	4600 - Information Technology Total		3,412,444.54	135,486.75	3,412,444.54	-	3,412,444.54	3,547,931.29
Capital Improvement Projects	5055 - Piedmont Pines UJ	1000648 - PIEDMONT PINES ELEC UNDERGRDNG	3,484.38	-	3,484.38	-	3,484.38	3,484.38
Capital Improvement Projects	5055 - Piedmont Pines Underground Assessment District Total		3,484.38	-	3,484.38	-	3,484.38	3,484.38
Capital Improvement Projects	5130 - Rockridge: Library	1003281 - ROCKRIDGE LIBRARY UPGRADE	5,520.03	-	-	-	-	0.00
Capital Improvement Projects	1005843 - ROCKRIDGE LIBRARY UPGD		784,555.28	52,999.86	784,555.28	-	784,555.28	837,555.14
Capital Improvement Projects	5130 - Rockridge: Library Assessment District Total		790,075.31	52,999.86	784,555.28	-	784,555.28	837,555.14
Capital Improvement Projects	5200 - JPFA Capital Projec	1001451 - CCE MACARTHUR STREETScape 5200	12,189.26	-	12,189.26	-	12,189.26	12,189.26
Capital Improvement Projects	5200 - JPFA Capital Projects: Series 2005 Total		12,189.26	-	12,189.26	-	12,189.26	12,189.26
Capital Improvement Projects	5321 - Measure DD: 2008	1000683 - Oakland Port Waterfront Trails	-	-	-	-	-	0.00
Capital Improvement Projects	1000685 - WTRFRNT TRAIL-BAY LAKE MERRITT		123,737.73	-	123,737.73	-	123,737.73	123,737.73
Capital Improvement Projects	1000687 - WTRFRNT TRAIL-HIGH ST BRIDGE		71.10	3,736.50	71.10	-	71.10	3,807.60
Capital Improvement Projects	1000693 - 10TH ST CHANNEL IMPROVEMENTS		60,620.14	-	60,620.14	-	60,620.14	60,620.14
Capital Improvement Projects	1000695 - 12TH & 10TH RECONSTRUCTION		-	-	-	-	-	0.00
Capital Improvement Projects	1000700 - 7TH STREET CHANNEL IMPROV		1,069.09	-	1,069.09	-	1,069.09	1,069.09
Capital Improvement Projects	1000705 - LM IMPROV ENTRANCES		20.00	-	20.00	-	20.00	20.00
Capital Improvement Projects	1000825 - SHEPHERD CREEK RESTORATION-B		28,703.91	-	28,703.91	-	28,703.91	28,703.91
Capital Improvement Projects	1000828 - LAKE MERRITT ART-B		66,911.89	-	66,911.89	-	66,911.89	66,911.89
Capital Improvement Projects	1001160 - LAKE MERRITT SIBOAT HSE SHRINE		-	2,565.92	-	-	-	2,565.92
Capital Improvement Projects	1001190 - CREEK RESTORATION-B		4,420.70	-	4,420.70	-	4,420.70	4,420.70
Capital Improvement Projects	1001236 - LM CHANNEL ART-B		155,452.50	-	155,452.50	-	155,452.50	155,452.50
Capital Improvement Projects	1001290 - WATERFRONT-CRYER BLDG DOCK		-	0.01	-	-	-	0.01
Capital Improvement Projects	1001481 - CREEK ART-B		5,121.98	-	5,121.98	-	5,121.98	5,121.98
Capital Improvement Projects	1001661 - WTRFRNT TRLS: E 7TH TO 23RD		20,193.80	-	20,193.80	-	20,193.80	20,193.80
Capital Improvement Projects	5321 - Measure DD: 2009B Clean Water, Safe Parks & Open Space Trust Fund for Oakland Tot		466,322.84	10,302.43	466,322.84	-	466,322.84	476,625.27
Capital Improvement Projects	5322 - Measure DD: 2017	1000683 - Oakland Port Waterfront Trails	15,034.98	-	15,034.98	-	15,034.98	15,034.98
Capital Improvement Projects	1000687 - WTRFRNT TRAIL-HIGH ST BRIDGE		23,225.25	-	23,225.25	-	23,225.25	23,225.25
Capital Improvement Projects	1000693 - 10TH ST CHANNEL IMPROVEMENTS		1,498,703.22	38,985.07	1,498,703.22	-	1,498,703.22	1,537,688.29
Capital Improvement Projects	1000705 - LM IMPROV ENTRANCES		7,577.91	50.99	7,577.91	-	7,577.91	7,628.90
Capital Improvement Projects	1000826 - SAUSAL CREEK RESTORATION-B		-	9,775.00	-	-	-	9,775.00
Capital Improvement Projects	1000827 - WTRSHD ACQUISITION-B		821,904.55	13,263.35	821,904.55	-	821,904.55	835,167.90
Capital Improvement Projects	1000839 - SAUSAL EROSION CONTROL PROJECT		-	374.85	-	-	-	374.85
Capital Improvement Projects	1000858 - WATERFRONT TRAILS-ESTUARY PARK		297,284.80	232,987.94	297,284.80	-	297,284.80	530,272.74
Capital Improvement Projects	1001169 - WTRFRNT TRAIL-FRTVLE LAND XING		-	-	-	-	-	0.00
Capital Improvement Projects	1001191 - MEASURE DD ADMIN-B		73,334.53	13,509.83	73,334.53	-	73,334.53	86,844.36
Capital Improvement Projects	1001661 - WTRFRNT TRLS: E 7TH TO 23RD		-	29,999.99	-	-	-	29,999.99
Capital Improvement Projects	1003388 - LM WATER QUALITY D & C		126,207.01	312,440.24	126,207.01	-	126,207.01	498,647.25
Capital Improvement Projects	1003389 - LM RESTOR, ACCESS D&C		523,203.64	1.00	523,203.64	-	523,203.64	523,204.64
Capital Improvement Projects	1003390 - WATERFRONT TRAIL DES & A		400,817.44	-	400,817.44	-	400,817.44	400,817.44
Capital Improvement Projects	1004295 - WATERFRONT TRAIL-PARK ST BRDG		2,894,027.06	-	2,894,027.06	-	2,894,027.06	2,894,027.06
Capital Improvement Projects	1005340 - COURTLAND CREEK RESTORATION		2,555.58	-	2,555.58	-	2,555.58	2,555.58
Capital Improvement Projects	5322 - Measure DD: 2017C Clean Water, Safe Parks & Open Space Trust for Oakland Total		6,972,070.05	780,388.26	3,151,466.33	3,820,603.72	6,972,070.05	7,752,458.31

DEPARTMENT NAME	Fund - Fund Desc	Proj - Proj Desc	Available P12-24		Approved Enc CF		Recommend Project CF -		Total Recommended Project CF	Total Approved/Encumb CF + Project CF
			Phase 1	Phase 2	Phase 1	Phase 2				
Capital Improvement Projects	5330 - Measure KK: Infrac	1000707 - B&P BICYCLE PLAN IMPLEMENTATIO	-	-	-	-	-	-	-	0.00
Capital Improvement Projects		1000854 - RAINBOW REC CENTER EXPANSION	2,610.06	2,610.06	-	-	2,610.06	-	2,610.06	2,610.06
Capital Improvement Projects		1001035 - 7TH ST STREETScape PHASE 2	7,479.37	7,479.37	-	-	7,479.37	-	7,479.37	7,479.37
Capital Improvement Projects		1001654 - PAB FEASIBILITY STDY 5612-C473320	-	-	29,517.50	-	-	-	-	29,517.50
Capital Improvement Projects		1003203 - HSP 7 GRANT - TELEGRAPH AVE	37,131.04	37,131.04	-	-	37,131.04	-	37,131.04	37,131.04
Capital Improvement Projects		1003211 - 19TH ST BART TO LAKE MERRITT	-	-	-	-	-	-	-	0.00
Capital Improvement Projects		1003348 - STSCAPES/COMPLETE ST CAPITAL	300,771.29	300,771.29	-	-	300,771.29	-	300,771.29	300,771.29
Capital Improvement Projects		1003349 - LS&R NEIGHBHD TRAFFIC CALMING	-	-	-	-	-	-	-	0.00
Capital Improvement Projects		1003434 - DIMOND PARK - LIONS POOL RRR	16,082.15	16,082.15	-	-	16,082.15	-	16,082.15	16,082.15
Capital Improvement Projects		1003435 - FEASI STUDY ROW NEW FIRE ST 4	355.73	355.73	13,720.00	-	355.73	-	355.73	14,075.73
Capital Improvement Projects		1003436 - APRON & HARDESCAPE REP SIX STAT	-	-	-	-	-	-	-	0.00
Capital Improvement Projects		1003437 - ROOF ASSESSMENT & REPLACE	-	-	-	-	-	-	-	0.00
Capital Improvement Projects		1003438 - TELESCOPIC APPARATUS DOOR REP	-	-	-	-	-	-	-	0.00
Capital Improvement Projects		1003439 - FIRE STATIONS CW RENOVATIONS	44,171.24	510,552.79	-	-	510,552.79	-	510,552.79	554,724.03
Capital Improvement Projects		1003442 - HEAD START BROOKFIELD UPGR	21,746.02	21,746.02	-	-	21,746.02	-	21,746.02	21,746.02
Capital Improvement Projects		1003443 - HS FAC - ARROYO REMODEL	13,664.36	13,664.36	-	-	13,664.36	-	13,664.36	13,664.36
Capital Improvement Projects		1003444 - HS PLAYGROUND REPLACEMENT	1,763.59	1,763.59	-	-	1,763.59	-	1,763.59	1,763.59
Capital Improvement Projects		1003445 - HS RENOV MANZANITA CTR	14,342.13	14,342.13	-	-	14,342.13	-	14,342.13	14,342.13
Capital Improvement Projects		1003446 - TASSAFARONGA GYM IMPROVEMENTS	-	-	-	-	-	-	-	0.00
Capital Improvement Projects		1003447 - BALLFIELD WIRING HZRD-CURT FLOOD	-	-	-	-	-	-	-	0.00
Capital Improvement Projects		1003448 - H ROBINSON CTR - AIR COND RPL	-	-	20,000.00	-	-	-	-	20,000.00
Capital Improvement Projects		1003449 - A SHELTER - REP HVAC & ENERGY	164,690.27	164,690.27	26,352.31	-	164,690.27	-	164,690.27	191,042.58
Capital Improvement Projects		1003451 - MAIN LIBRARY IMPROVEMENTS	(136,361.10)	(136,361.10)	136,361.10	-	(136,361.10)	-	(136,361.10)	0.00
Capital Improvement Projects		1003829 - GREAT ST-PAVING RESURFACING	-	-	-	-	-	-	-	0.00
Capital Improvement Projects		1004013 - HSP 8 OAKLAND HILLS (148)	-	-	-	-	-	-	-	0.00
Capital Improvement Projects		1004014 - HSP 8 FRUITVALE AVE (149)	24,100.00	24,100.00	-	-	24,100.00	-	24,100.00	24,100.00
Capital Improvement Projects		1004034 - SLURRY SEAL PROJECT	99,491.89	99,491.89	-	-	99,491.89	-	99,491.89	99,491.89
Capital Improvement Projects		1004261 - CONCRETE CONSTRUCTION FOR CITYWIDE PAVEMENT R	-	-	-	-	-	-	-	0.00
Capital Improvement Projects		1004387 - CROSSING TO SAFETY 5012(156)	185,632.86	185,632.86	-	-	185,632.86	-	185,632.86	185,632.86
Capital Improvement Projects		1004420 - PAVEMENT REHAB 2019-3	-	-	-	-	-	-	-	0.00
Capital Improvement Projects		1004912 - BROADWAY TRANSIT & PAVING	98.70	98.70	-	-	98.70	-	98.70	98.70
Capital Improvement Projects		1005369 - 2021 OAKLAND HILLS ST. REHAB	459,483.93	459,483.93	-	-	399,728.66	-	399,728.66	399,728.66
Capital Improvement Projects		1005420 - P1001293 LS&R CTV ST RESURFACING	-	-	128.75	-	-	-	-	128.75
Capital Improvement Projects		1006339 - CW PVMINT REHAB 2022C	1,300,000.00	1,300,000.00	-	-	1,300,000.00	-	1,300,000.00	1,300,000.00
Capital Improvement Projects	5330 - Measure KK: Infrastructure and Affordable Housing Total		3,023,635.08	270,250.90	270,250.90	1,543,188.88	2,963,879.81	1,543,188.88	3,234,130.71	3,234,130.71
Capital Improvement Projects	5332 - Measure KK: Infrac	1006634 - LAUREL ACCESS MILLS-LAMMIPS B&P LS&R	-	-	-	-	-	-	-	0.02
Capital Improvement Projects		1006653 - SAFE ROUTES TO TRANSIT SR2	-	-	213,450.50	-	-	-	-	213,450.50
Capital Improvement Projects		1000724 - FRUITVALE ALY GAP CLOSUR STSCP	120,901.28	120,901.28	95,944.22	-	120,901.28	-	120,901.28	216,845.50
Capital Improvement Projects		1000858 - WATERFRONT TRAILS-ESTUARY PARK	100,000.00	100,000.00	-	-	100,000.00	-	100,000.00	100,000.00
Capital Improvement Projects		1001412 - CALDECOTT TRAIL	178,876.11	178,876.11	30,850.05	-	178,876.11	-	178,876.11	209,726.16
Capital Improvement Projects		1001654 - PAB FEASIBILITY STDY 5612-C473320	63,000.00	63,000.00	4,191.25	-	63,000.00	-	63,000.00	67,191.25
Capital Improvement Projects		1003203 - HSP 7 GRANT - TELEGRAPH AVE	(6,976.32)	(6,976.32)	139,459.79	-	(6,976.32)	-	(6,976.32)	132,483.47
Capital Improvement Projects		1003204 - HSP 7 GRANT-MARKET SAN PABLO	5,941.41	5,941.41	-	-	5,941.41	-	5,941.41	5,941.41
Capital Improvement Projects		1003211 - 19TH ST BART TO LAKE MERRITT	12,411.51	12,411.51	2,315,980.25	-	12,411.51	-	12,411.51	2,328,391.76
Capital Improvement Projects		1003233 - ATP CYCLE 2 TELEGRAPH-GRANT	-	-	0.01	-	-	-	-	0.01
Capital Improvement Projects		1003348 - STSCAPES/COMPLETE ST CAPITAL	299,547.17	299,547.17	-	-	299,547.17	-	299,547.17	299,547.17
Capital Improvement Projects		1003349 - LS&R NEIGHBHD TRAFFIC CALMING	32,325.80	15,784.94	-	-	32,325.80	-	32,325.80	48,110.74
Capital Improvement Projects		1003435 - FEAS STUDY ROW NEW FIRE ST 4	879,121.52	879,121.52	-	-	147,619.08	-	147,619.08	1,026,740.60
Capital Improvement Projects		1003440 - 3 BR RENOV WOAK, ASIAN, BROOKF.	420,475.69	420,475.69	11,353.00	-	420,475.69	-	420,475.69	431,828.69
Capital Improvement Projects		1003448 - H ROBINSON CTR - AIR COND RPL	5,321.63	5,321.63	11,559.00	-	5,321.63	-	5,321.63	16,880.63
Capital Improvement Projects		1003625 - MOSSWOOD REBUILD	169,271.91	169,271.91	292,379.32	-	169,271.91	-	169,271.91	461,651.23
Capital Improvement Projects		1003829 - GREAT ST-PAVING RESURFACING	174,483.46	174,483.46	224,938.60	-	174,483.46	-	174,483.46	399,422.06
Capital Improvement Projects		1003980 - E 12TH ST BIKEWAY	216,557.00	216,557.00	12,832.96	-	216,557.00	-	216,557.00	229,389.96
Capital Improvement Projects		1003983 - 42ND AVE HIGH ST I-880	343,520.82	343,520.82	22,755.28	-	19,006.75	-	19,006.75	41,762.03
Capital Improvement Projects		1004012 - HSP 8 BANCROFT AVE (147)	524,324.06	524,324.06	-	-	524,324.06	-	524,324.06	524,324.06
Capital Improvement Projects		1004014 - HSP 8 FRUITVALE AVE (149)	31,633.24	31,633.24	641.96	-	31,633.24	-	31,633.24	32,275.20
Capital Improvement Projects		1004017 - HSP 8 HIGH ST (152)	-	-	258.72	-	-	-	-	258.72
Capital Improvement Projects		1004419 - PAVEMENT REHAB 2019-2	(316,438.03)	(316,438.03)	334,650.57	-	(316,438.03)	-	(316,438.03)	18,212.54
Capital Improvement Projects		1004420 - PAVEMENT REHAB 2019-3	-	-	0.01	-	-	-	-	0.01
Capital Improvement Projects		1004519 - CURB RMP & SIDEWALK RPR FY18-20	59,113.78	59,113.78	232.21	-	59,113.78	-	59,113.78	59,336.99
Capital Improvement Projects		1004768 - ALLENDALE PARK TOT LOT	4,769.07	4,769.07	-	-	4,769.07	-	4,769.07	4,769.07

FY24 into FY 25 CAO Approved Project Carryforwards

DEPARTMENT NAME	Fund - Fund Desc	Proj - Proj Desc	Available P12-24	Approved Enc CF	Recommend Project CF - Phase 1	Recommended Project CF - Phase 2	Total Recommended Project CF	Total Approved (Encumb CF + Project CF)
Capital Improvement Projects	5332 - Measure KK: Infrast	1004787 - LOWER PARK BLVD PROJECT	42,596.99	0.01	-	42,596.99	42,596.99	42,597.00
Capital Improvement Projects		1004796 - CITYWIDE PAVEMENT REHAB PROJ.1	-	32,798.75	-	-	-	32,798.75
Capital Improvement Projects		1004848 - ARROYO VIEJO REC CTR	231,900.56	48,759.50	231,900.56	-	231,900.56	280,660.06
Capital Improvement Projects		1004849 - BROOKDALE REC CTR	57,240.50	142,759.50	57,240.50	-	57,240.50	200,000.00
Capital Improvement Projects		1004851 - DACA PHASE 2 RENO	(39,901.77)	3,845.72	(39,901.77)	-	(39,901.77)	(36,056.05)
Capital Improvement Projects		1004852 - E OAK SR CENTER RENO	254,606.93	23,111.07	254,606.93	-	254,606.93	277,718.00
Capital Improvement Projects		1004853 - ELMHURST LIBRARY RENO	10,125.55	2,434.66	10,125.55	-	10,125.55	12,560.21
Capital Improvement Projects		1004854 - FIRE STATION 29 - NEW STATION	147,242.60	771,408.52	147,242.60	-	147,242.60	918,651.12
Capital Improvement Projects		1004855 - HEAD START RENO - TASSAFARONGA	13,179.44	23,615.80	13,179.44	-	13,179.44	36,795.24
Capital Improvement Projects		1004856 - HOOVER LIBRARY FEASIBILITY	565.44	-	565.44	-	565.44	565.44
Capital Improvement Projects		1004858 - MAIN LIBRARY - FEASIBILITY	104,848.84	-	104,848.84	-	104,848.84	104,848.84
Capital Improvement Projects		1004859 - MAIN LIBRARY RENO PHASE 2	(333,586.80)	339,435.50	(333,586.80)	-	(333,586.80)	5,848.70
Capital Improvement Projects		1004861 - MUSEUM COLLECTION CTR	1,999,884.96	-	1,999,884.96	-	1,999,884.96	1,999,884.96
Capital Improvement Projects		1004862 - ANIMAL SVC - FLOOR REPLACEMENT	277,474.20	374,039.79	277,474.20	-	277,474.20	651,513.99
Capital Improvement Projects		1004863 - HEAD START CIP - SAN ANTONIO	18,344.26	18.00	18,344.26	-	18,344.26	18,362.26
Capital Improvement Projects		1004865 - W OAK SR CTR RENO	65,828.15	72,878.50	65,828.15	-	65,828.15	138,706.65
Capital Improvement Projects		1004866 - HOLLY MINI PARK	-	2,000.00	-	-	-	2,000.00
Capital Improvement Projects		1004912 - BROADWAY TRANSIT & PAVING	-	1,828.07	-	-	-	1,828.07
Capital Improvement Projects		1004924 - ANTIPOCH CT STREETScape	31,600.78	-	31,600.78	-	31,600.78	31,600.78
Capital Improvement Projects		1004977 - DIMOND TENNIS COURTS	24,752.07	-	24,752.07	-	24,752.07	24,752.07
Capital Improvement Projects		1004979 - EOSC NEXT PHASE	241,193.02	14,677.60	241,193.02	-	241,193.02	255,870.62
Capital Improvement Projects		1004979 - PUBLIC TOILETS	-	-	-	-	-	0.00
Capital Improvement Projects		1004980 - MADISON PARK IRRIGATION	-	-	-	-	-	0.00
Capital Improvement Projects		1004983 - TOOL LENDING LIBRARY	216,421.65	9,233.87	216,421.65	-	216,421.65	225,655.52
Capital Improvement Projects		1004984 - DOWTOWN SENIOR CENTER	-	2,238.73	-	-	-	2,238.73
Capital Improvement Projects		1005009 - TELEGRAPH AVE. PAVING PROJECT	16,257.59	97,899.62	16,257.59	-	16,257.59	114,157.21
Capital Improvement Projects		1005017 - UTILITY COST SHARE PAVING PROJ	29,451.25	76,852.12	-	-	-	76,852.12
Capital Improvement Projects		1005018 - CITYWID PAVMNT REHAB: '19 PROJ.	-	11,076.45	-	-	-	11,076.45
Capital Improvement Projects		1005033 - EAST BAY GREENWAY-TRAIL	9,116.87	-	9,116.87	-	9,116.87	9,116.87
Capital Improvement Projects		1005309 - OAK LOCAL ST PVMNT REHAB	-	3,371.29	-	-	-	3,371.29
Capital Improvement Projects		1005310 - NRTH OKLAND LCL ST REHAB	-	83,461.52	-	-	-	83,461.52
Capital Improvement Projects		1005312 - EASTLK LCL ST REHAB	-	30,128.70	-	-	-	30,128.70
Capital Improvement Projects		1005314 - LAKESIDE DR PYNG PROJ	-	53,684.79	-	-	-	53,684.79
Capital Improvement Projects		1005369 - 2021 OAKLAND HILLS ST. REHAB	343,557.15	1,598.38	178,024.48	-	178,024.48	179,622.86
Capital Improvement Projects		1005420 - P1001293 LS&R CTY ST RESRFACNG	430,306.88	146,994.00	430,306.88	-	430,306.88	577,300.88
Capital Improvement Projects		1005438 - BANGCROFT-HIGH-73RD AV PAV PROJ	99,857.18	-	99,857.18	-	99,857.18	99,857.18
Capital Improvement Projects		1005442 - CW CR&SW 20-22 B	83,088.24	-	83,088.24	-	83,088.24	83,088.24
Capital Improvement Projects		1005461 - HSIP 9 RRFB	497,000.00	-	490,835.89	-	490,835.89	490,835.89
Capital Improvement Projects		1005512 - WEST OAKLAND MUR ST. PAV. 2021	320.68	13,708.92	320.68	-	320.68	14,029.60
Capital Improvement Projects		1005780 - 19thStBART-BRDWY SIGNAL MOD	-	41,563.22	-	-	-	41,563.22
Capital Improvement Projects		1006217 - 8th St Traffic Calming	(160,944.49)	160,944.49	(160,944.49)	-	(160,944.49)	0.00
Capital Improvement Projects		1006337 - CW PVMNT REHAB 2022A	837,701.66	-	837,701.66	-	837,701.66	837,701.66
Capital Improvement Projects		1006339 - CW PVMNT REHAB 2022C	289,121.19	-	289,121.19	-	289,121.19	289,121.19
Capital Improvement Projects		5332 - Measure KK: Infrastructure Series 2020B-1 (Tax Exempt) Total	8,425,830.24	7,193,742.27	5,324,744.93	2,575,423.21	7,900,168.14	15,092,910.41

DEPARTMENT NAME	Fund - Fund Desc	Proj - Proj Desc	Available P12-24	Approved Encr CF	Recommend Project CF - Phase 1	Recommended Project CF - Phase 2	Total Recommended Project CF	Total Approved (Encumb CF + Project CF)
Capital Improvement Projects	5335 - Measure Kk - Infrass	1000638 - NEIGHBORHOOD TFC SAFETY PROG	2,870,392.45	360.50	2,870,392.45	-	2,870,392.45	2,870,752.95
Capital Improvement Projects		1000724 - FRUITVALE ALV GAP CLOSUR STSCP	4,311.70	205,132.34	4,311.70	-	4,311.70	209,444.04
Capital Improvement Projects		1003203 - HSP 7 GRANT - TELEGRAPH AVE	31,519.51	-	31,519.51	-	31,519.51	31,519.51
Capital Improvement Projects		1003211 - 19TH ST BART TO LAKE MERRITT	1,414,671.70	-	1,414,671.70	-	1,414,671.70	1,414,671.70
Capital Improvement Projects		1003233 - ATP CYCLE 2 TELEGRAPH-GRANT	503,715.40	-	-	-	-	503,715.40
Capital Improvement Projects		1003348 - STSCAPES/COMPLETE ST CAPITAL	63,943.81	-	-	63,943.81	63,943.81	63,943.81
Capital Improvement Projects		1003349 - LS&R NEIGHBHD TRAFFIC CALMING	-	30.00	-	-	-	30.00
Capital Improvement Projects		1003435 - FEASI STUDY ROW NEW FIRE ST 4	1,887,500.00	-	272,065.82	272,065.82	272,065.82	272,065.82
Capital Improvement Projects		1003440 - 3 BR RENOV W/OAK, ASIAN, BROOKF.	1,887,500.00	-	1,887,500.00	1,887,500.00	1,887,500.00	1,887,500.00
Capital Improvement Projects		1003442 - HEAD START BROOKFIELD UPR	88,000.00	-	-	88,000.00	88,000.00	88,000.00
Capital Improvement Projects		1003443 - HS FAC - ARROYO REMODEL	25,000.00	-	25,000.00	-	25,000.00	25,000.00
Capital Improvement Projects		1003445 - HS RENOV MANZANITA CTR	8,500.00	-	8,500.00	-	8,500.00	8,500.00
Capital Improvement Projects		1003448 - H ROBINSON CTR - AIR COND RPL	78,075.00	-	78,075.00	-	78,075.00	78,075.00
Capital Improvement Projects		1003451 - MAIN LIBRARY IMPROVEMENTS	691,107.55	602,767.66	691,107.55	398,008.00	398,008.00	476,083.00
Capital Improvement Projects		1003829 - GREAT ST-PAVING RESURFACING	2,372,479.78	380,414.57	2,372,479.78	2,372,479.78	2,372,479.78	2,752,894.35
Capital Improvement Projects		1003959 - 14TH ST STREETScape	93,519.61	4,995,257.93	93,519.61	93,519.61	93,519.61	5,088,777.54
Capital Improvement Projects		1004387 - CROSSING TO SAFETY 501Z(156)	611,736.92	-	611,736.92	-	611,736.92	611,736.92
Capital Improvement Projects		1004419 - PAVEMINT REHAB 2019-2	45,105.40	-	45,105.40	-	45,105.40	45,105.40
Capital Improvement Projects		1004700 - HSP CYCLE 9	186,384.58	35,725.76	186,384.58	186,384.58	186,384.58	222,110.34
Capital Improvement Projects		1004787 - LOWER PARK BLVD PROJECT	13,076.95	118,249.24	13,076.95	13,076.95	13,076.95	131,326.19
Capital Improvement Projects		1004836 - LAKESIDE FAMILY STREETS LS&R	2,591.59	-	2,591.59	-	2,591.59	2,591.59
Capital Improvement Projects		1004848 - ARROYO VIEJO REC CTR	2,500,000.00	-	2,500,000.00	-	2,500,000.00	2,500,000.00
Capital Improvement Projects		1004849 - BROOKDALE REC CTR	1,500,000.00	-	-	-	-	1,500,000.00
Capital Improvement Projects		1004851 - DACA PHASE 2 RENO	300.00	67,553.04	300.00	-	300.00	67,853.04
Capital Improvement Projects		1004852 - E OAK SR CENTER RENO	3,447,500.00	-	3,447,500.00	-	3,447,500.00	3,447,500.00
Capital Improvement Projects		1004854 - FIRE STATION 29 - NEW STATION	504,238.00	630.00	504,238.00	-	504,238.00	504,868.00
Capital Improvement Projects		1004856 - HOOVER LIBRARY FEASIBILITY	19,309.86	239,239.60	19,309.86	-	19,309.86	258,549.46
Capital Improvement Projects		1004857 - LINCOLN REC CTR RENO	788,200.99	579,843.00	788,200.99	-	788,200.99	1,368,043.99
Capital Improvement Projects		1004858 - MAIN LIBRARY - FEASIBILITY	100,000.00	258,710.60	100,000.00	-	100,000.00	358,710.60
Capital Improvement Projects		1004859 - MAIN LIBRARY RENO PHASE 2	1,400,960.55	929,109.63	1,400,960.55	-	1,400,960.55	2,330,070.18
Capital Improvement Projects		1004863 - HEAD START CIP - SAN ANTONIO	1,329,036.28	87,000.00	1,329,036.28	-	1,329,036.28	1,416,036.28
Capital Improvement Projects		1004864 - W OAK LIBRARY IMPROVEMENT	1,489,991.37	-	1,489,991.37	-	1,489,991.37	1,489,991.37
Capital Improvement Projects		1004865 - W OAK SR CTR RENO	1,122,816.00	1,832,679.00	1,122,816.00	-	1,122,816.00	2,955,495.00
Capital Improvement Projects		1004912 - BROADWAY TRANSIT & PAVING	3,377.81	-	3,377.81	-	3,377.81	3,377.81
Capital Improvement Projects		1004926 - EAST OAK BEAUTIFICATION	500,000.00	-	500,000.00	-	500,000.00	500,000.00
Capital Improvement Projects		1004947 - OAKLAND LSR PAVING PROGRAM	(778.78)	150,875.32	(778.78)	-	(778.78)	150,096.54
Capital Improvement Projects		1004978 - EOSC NEXT PHASE	1,499,912.79	-	1,499,912.79	-	1,499,912.79	1,499,912.79
Capital Improvement Projects		1004984 - DOWNTOWN SENIOR CENTER	409,808.64	-	-	-	-	409,808.64
Capital Improvement Projects		1005017 - UTILITY COST SHARE PAVING PROJ	63,297.11	48,857.43	63,297.11	63,297.11	63,297.11	112,154.54
Capital Improvement Projects		1005018 - CITYWD PAVMINT REHAB. 19 PROJ.	-	-	-	-	-	0.00
Capital Improvement Projects		1005033 - EAST BAY GREENWAY-TRAIL	133,657.05	141,617.42	133,657.05	133,657.05	133,657.05	275,274.47
Capital Improvement Projects		1005120 - CURB RMP & SIDEWALK RPR 2020-22	1,356,730.85	-	1,356,730.85	1,356,730.85	1,356,730.85	1,356,730.85
Capital Improvement Projects		1005163 - TS-FOOTHILL BLVD	105,073.44	207,434.33	105,073.44	105,073.44	105,073.44	312,507.77
Capital Improvement Projects		1005309 - OAK LOCAL ST PVMINT REHAB	-	-	-	-	-	0.00
Capital Improvement Projects		1005310 - NRTH OKLAND LCL ST REHAB	390.00	-	-	-	-	390.00
Capital Improvement Projects		1005312 - EASTLIK LCL ST REHAB	821.53	92,386.35	821.53	821.53	821.53	93,207.88
Capital Improvement Projects		1005369 - 2021 OAKLAND HILLS ST. REHAB	35,627.64	460.00	35,627.64	35,627.64	35,627.64	36,087.64
Capital Improvement Projects		1005417 - P1001172 ADA CURB RAMP 30 YRS	1,488,744.61	226,984.89	1,488,744.61	962,003.37	962,003.37	980,738.19
Capital Improvement Projects		1005420 - P1001293 LS&R CTV ST RESURFACING	398,074.38	118,875.71	398,074.38	398,074.38	398,074.38	516,950.09
Capital Improvement Projects		1005438 - BANCROFT-HIGH-73RD AV PAV PROJ	28,677.03	-	-	-	-	28,677.03
Capital Improvement Projects		1005442 - CW CR&SW 20-22 B	158,885.22	-	158,885.22	-	158,885.22	158,885.22
Capital Improvement Projects		1005443 - CW CR&SW 20-22 C	7,389.30	102,180.61	7,389.30	-	7,389.30	109,569.91
Capital Improvement Projects		1005512 - WEST OAKLAND MUR ST. PAV. 2021	337,690.74	4,791.40	337,690.74	337,690.74	337,690.74	342,482.14
Capital Improvement Projects		1005723 - DWNTOWN ADMS PTVMINT REH	314,852.21	2,444,646.50	314,852.21	314,852.21	314,852.21	2,759,498.71
Capital Improvement Projects		1005763 - OC SHYING FOR SDWLK DISPLMINT	126,475.78	23,933.26	126,475.78	126,475.78	126,475.78	150,409.04
Capital Improvement Projects		1005770 - EBMLUD JOINT PING ALLINDL-HFX	4,920.65	128,526.22	4,920.65	4,920.65	4,920.65	133,446.87
Capital Improvement Projects		1005844 - 81ST AVE LIBRARY IMPRVMENTS	525,000.00	-	525,000.00	-	525,000.00	525,000.00
Capital Improvement Projects		1005845 - AAMILO PRESERV & ENERGY UPDT	282,990.46	-	282,990.46	-	282,990.46	282,990.46
Capital Improvement Projects		1005847 - EASTMONT POLICE STTN IMPRVMINT	585,500.00	-	585,500.00	-	585,500.00	585,500.00
Capital Improvement Projects		1005848 - FEASIBILITY - PAB & MULTU SVCE	994,221.30	-	994,221.30	-	994,221.30	994,221.30

FY24 into FY 25 CAO Approved Project Carryforwards

DEPARTMENT NAME	Fund - Fund Desc	Proj - Proj Desc	Available P12-24	Approved Enc CF	Recommend Project CF - Phase 1	Recommended Project CF - Phase 2	Total Recommended Project CF	Total Approved (Encumb CF + Project CF)
Capital Improvement Projects	5335 - Measure Kk: Infrac	1005850 - FIRE STATION #20 - REPAVING	1,000,000.00	-	1,000,000.00	-	1,000,000.00	1,000,000.00
Capital Improvement Projects		1005851 - FIRE STATION #6 SHELL REPAIR	645,000.00	-	645,000.00	-	645,000.00	645,000.00
Capital Improvement Projects		1005852 - FIRE STATION #7 STICRL ASSESS	595,542.73	-	595,542.73	-	595,542.73	595,542.73
Capital Improvement Projects		1005853 - FS #13, #15, #17 HVAC RPLCVMT	815,625.00	-	815,625.00	-	815,625.00	815,625.00
Capital Improvement Projects		1005856 - MELROSE LIBRARY UPGRADE	500,000.00	-	500,000.00	-	500,000.00	500,000.00
Capital Improvement Projects		1005857 - MONTCLAIR LIBRARY UPGRADE	75,000.00	-	75,000.00	-	75,000.00	75,000.00
Capital Improvement Projects		1005858 - NEW PIEDMONT LIBRARY	441,612.78	15,017.20	441,612.78	-	441,612.78	456,629.98
Capital Improvement Projects		1005859 - OPD IMPVMT TO COUNTY PAB	1,530,959.77	544,677.08	1,530,959.77	-	1,530,959.77	2,075,636.85
Capital Improvement Projects		1005860 - PAB REPLACE CHILLER & HVAC	2,800,000.00	-	2,800,000.00	-	2,800,000.00	2,800,000.00
Capital Improvement Projects		1005861 - PAB - ROOF REPLACEMENT	3,250,000.00	-	3,250,000.00	-	3,250,000.00	3,250,000.00
Capital Improvement Projects		1005863 - PAB - REPLACE SUPPLY FAN	850,000.00	-	850,000.00	-	850,000.00	850,000.00
Capital Improvement Projects		1005864 - PAB - ROOF COOLER	1,740,000.00	-	1,740,000.00	-	1,740,000.00	1,740,000.00
Capital Improvement Projects		1005865 - TASSAFARONGA REC CTR UPGRD	1,333,409.21	368,003.00	1,333,409.21	-	1,333,409.21	1,701,412.21
Capital Improvement Projects		1005866 - WILLIE KEYES REC CTR IMPRVMT	2,748,531.80	-	2,748,531.80	-	2,748,531.80	2,748,531.80
Capital Improvement Projects		1005867 - LIBRARY ENERGY ASSMNT & UPGRD	600,000.00	-	600,000.00	-	600,000.00	600,000.00
Capital Improvement Projects		1005869 - OPL LIBRARYWIDE SEWER LATERAL	39,000.00	-	39,000.00	-	39,000.00	39,000.00
Capital Improvement Projects		1005870 - PERALTA HAC PRK COOLIDGE HSE	50,000.00	-	50,000.00	-	50,000.00	50,000.00
Capital Improvement Projects		1005871 - VERDESE CARTER PARK	11,717.37	-	11,717.37	-	11,717.37	11,717.37
Capital Improvement Projects		1005872 - WEST OAK RESILIENCE HUB	749,104.95	-	749,104.95	-	749,104.95	749,104.95
Capital Improvement Projects		1006104 - CW GRB RMP & SDWLK PVMG 2021	459,322.32	205,594.06	459,322.32	-	459,322.32	664,916.38
Capital Improvement Projects		1006106 - CW GRB RMP & SDWLK PVMG 2021	223,500.00	-	223,500.00	-	223,500.00	223,500.00
Capital Improvement Projects		1006119 - 73rd Ave Connect to Transit	-	2,269,250.08	-	-	-	2,269,250.08
Capital Improvement Projects		1006182 - ATP 7th St. Connect	1,775,936.30	2,190,303.32	1,775,936.30	-	1,775,936.30	3,966,239.62
Capital Improvement Projects		1006205 - Inter Term Coliseum BART	936,243.60	-	936,243.60	-	936,243.60	936,243.60
Capital Improvement Projects		1006217 - 8th St Traffic Calming	150,000.00	-	150,000.00	-	150,000.00	150,000.00
Capital Improvement Projects		1006255 - WOOD ST PVMNT REHAB	20,737.83	-	20,737.83	-	20,737.83	20,737.83
Capital Improvement Projects		1006266 - MILK 52ND ST PAVING	149,714.87	275,807.75	149,714.87	-	149,714.87	425,522.62
Capital Improvement Projects		1006302 - W Oak Cmty Action Plan Impl	194,955.48	-	194,955.48	-	194,955.48	194,955.48
Capital Improvement Projects		1006308 - CTYWD CURB RAMPS RPR 22-24	3,310,000.00	-	3,310,000.00	-	3,310,000.00	3,310,000.00
Capital Improvement Projects		1006309 - 3YP 2022 LCL ST. REHAB	-	36,473.32	-	-	-	36,473.32
Capital Improvement Projects		1006337 - CW PVMNT REHAB 2022A	476,373.50	2,237,216.14	476,373.50	-	476,373.50	2,713,589.64
Capital Improvement Projects		1006338 - CW PVMNT REHAB 2022B	27,433.41	4,864,274.83	27,433.41	-	27,433.41	4,891,708.24
Capital Improvement Projects		1006339 - CW PVMNT REHAB 2022C	169,452.14	-	169,452.14	-	169,452.14	169,452.14
Capital Improvement Projects		1006489 - TELGRPH AV / CSP-52ND ST CTY LMT	71.36	654,914.58	71.36	-	71.36	654,985.94
Capital Improvement Projects		1006513 - CITY TRS & ETBLE SIDEWALK 2023	245,000.00	-	245,000.00	-	245,000.00	245,000.00
Capital Improvement Projects		1006516 - SMINRY AVE FOOTHILL BLVD	-	433,721.64	-	-	-	433,721.64
Capital Improvement Projects		1006569 - 5YP EBMDUD COST SHARE PAVING IV	64,410.32	-	64,410.32	-	64,410.32	64,410.32
Capital Improvement Projects		1006578 - CLSM-ARPRD LOC ST.PAV.22	304,995.14	-	304,995.14	-	304,995.14	304,995.14
Capital Improvement Projects		1006598 - 5YP LOCAL STREETS REHAB	26,469.65	-	26,469.65	-	26,469.65	26,469.65
Capital Improvement Projects		1006633 - LCL ST DSGN CTYWD PVMNT RHBIT	68,955.80	21.68	68,955.80	-	68,955.80	68,977.48
Capital Improvement Projects		1006973 - 2023-24 CLISM IND. ST PVMNT REH	1,188,413.39	340,587.32	1,188,413.39	-	1,188,413.39	1,529,000.71
Capital Improvement Projects		1006995 - PAVEMENT CORE SERVICES 2023	152,700.00	-	152,700.00	-	152,700.00	152,700.00
Capital Improvement Projects		1007239 - NRTH OKLIND/ADMS PT LCL ST	-	300,000.00	-	-	-	300,000.00
Capital Improvement Projects		1007252 - GRND AVE CMLPT ST PVMG PROJ	3,890.63	246,109.37	3,890.63	-	3,890.63	250,000.00
Capital Improvement Projects		1007351 - LAMIMPS PHASE 2 RICHARD RD-SEMI	267,762.56	-	267,762.56	-	267,762.56	267,762.56
Capital Improvement Projects		1007409 - 2024-25 JOINT PAVING-1	-	427,282.26	-	-	-	427,282.26
Capital Improvement Projects		5335 - Measure Kk: Infrastructure Series 2022C-1 (Tax Exempt) Total	63,377,388.72	32,304,391.62	49,992,068.47	13,385,320.25	63,377,388.72	95,681,780.34

DEPARTMENT NAME	Fund - Fund Desc	Proj - Proj Desc	Available P12-24	Approved Enc CF	Recommend Project CF - Phase 1	Recommended Project CF - Phase 2	Total Recommended Project CF	Total Approved Encumb CF + Project CF
Capital Improvement Projects	5337 - Measure KK: Serie	1000638 - NEIGHBORHOOD TFC SAFETY PROG	1,750,000.00	-	1,750,000.00	-	1,750,000.00	1,750,000.00
Capital Improvement Projects		1000680 - TRAFFIC SIGNAL MANAGEMENT	625,000.00	-	625,000.00	-	625,000.00	625,000.00
Capital Improvement Projects		1000724 - FRUITVALE ALV GAP CLOSUR STSCP	13,733.72	221,381.80	13,733.72	-	13,733.72	235,115.52
Capital Improvement Projects		1000820 - BR RETROFIT-LEIMERT	699,747.17	492,939.15	699,747.17	-	699,747.17	1,192,686.32
Capital Improvement Projects		1003217 - BRIDGE REPAIR PROGRAM	500,000.00	-	500,000.00	-	500,000.00	500,000.00
Capital Improvement Projects		1003233 - ATP CYCLE 2 TELEGRAPH-GRANT	161,758.64	-	161,758.64	-	161,758.64	161,758.64
Capital Improvement Projects		1003348 - STSCAPES/COMPLETE ST CAPITAL	1,481,360.30	-	1,481,360.30	-	1,481,360.30	1,481,360.30
Capital Improvement Projects		1003435 - FEASI STUDY ROW NEW FIRE ST 4	9,649,375.00	-	9,649,375.00	-	9,649,375.00	9,649,375.00
Capital Improvement Projects		1003829 - GREAT ST-PAVING RESURFACING	764,277.36	1,246,387.75	764,277.36	-	764,277.36	2,010,665.11
Capital Improvement Projects		1004419 - PAVEMENT REHAB 2019-2	146,891.36	-	146,891.36	-	146,891.36	146,891.36
Capital Improvement Projects		1004836 - LAKESIDE FAMILY STREETS LS&R	1,119,724.53	-	1,119,724.53	-	1,119,724.53	1,119,724.53
Capital Improvement Projects		1005417 - P1000714 CITY SIDEWALK REPAIR	31,883.64	-	31,883.64	-	31,883.64	31,883.64
Capital Improvement Projects		1005419 - P1001172 ADA CURB RAMP 30 YRS	137,801.00	-	137,801.00	-	137,801.00	137,801.00
Capital Improvement Projects		1005420 - P1001295 LS&R CITY ST RESURFACG	0.01	-	0.01	-	0.01	0.01
Capital Improvement Projects		1005438 - BANGCROFT-HIGH-73RD AV PAV PROJ	182.57	12,000.00	182.57	-	182.57	12,182.57
Capital Improvement Projects		1005512 - WEST OAKLND MJR ST. PAV. 2021	(19,906.10)	53,029.33	(19,906.10)	-	(19,906.10)	33,123.23
Capital Improvement Projects		1005856 - MELROSE LIBRARY UPGRADE	109,000.00	-	109,000.00	-	109,000.00	109,000.00
Capital Improvement Projects		1006103 - CW PVMNT REHAB 2021A	(2,579,537.84)	6,555,189.57	(2,579,537.84)	-	(2,579,537.84)	3,975,651.73
Capital Improvement Projects		1006104 - CW PVMNT REHAB 2021B	1,755,805.96	-	1,755,805.96	-	1,755,805.96	1,755,805.96
Capital Improvement Projects		1006337 - CW PVMNT REHAB 2022A	1,862,199.00	359,124.08	1,862,199.00	-	1,862,199.00	2,221,323.08
Capital Improvement Projects		1006338 - CW PVMNT REHAB 2022B	-	-	-	-	-	0.00
Capital Improvement Projects		1006513 - CITY TRS & ETBLE SIDEWALK 2023	1,486,879.00	473,121.00	1,486,879.00	-	1,486,879.00	1,960,000.00
Capital Improvement Projects		1006598 - 5YP LOCAL STREETS REHAB.	-	25,025.00	-	-	-	25,025.00
Capital Improvement Projects		1006985 - 5YP CLVIND HIGHTS LCL ST. RHB.	72,430.00	43,660.66	72,430.00	-	72,430.00	116,090.66
Capital Improvement Projects		1007059 - OPD CRIME LAB	3,596,000.00	-	3,596,000.00	-	3,596,000.00	3,596,000.00
Capital Improvement Projects		1007238 - 5YP EASTLANE LCL ST REHAB	13,289.98	244,224.52	13,289.98	-	13,289.98	257,514.50
Capital Improvement Projects		1007299 - LKSHR FR E-18 ST TO EMBROCDR	8,057.00	422,948.98	8,057.00	-	8,057.00	431,005.98
Capital Improvement Projects		1007351 - LAMTIPS PHASE 2 RICHARD RD-SEMI	131,133.44	-	131,133.44	-	131,133.44	131,133.44
Capital Improvement Projects		1007450 - 66TH AVENUE BART TO BAY TRAIL	713,250.00	-	713,250.00	-	713,250.00	713,250.00
Capital Improvement Projects		5337 - Measure KK: Series 2023 GOB total	24,230,335.74	10,149,031.84	12,185,361.96	12,044,973.78	24,230,335.74	34,379,367.58
Capital Improvement Projects		5340 - Measure U: Infrast	1,350,625.00	-	1,350,625.00	-	1,350,625.00	1,350,625.00
Capital Improvement Projects		1003440 - 3 BR RENO WOAK, ASIAN, BROOK.	590,000.00	-	590,000.00	-	590,000.00	590,000.00
Capital Improvement Projects		1003625 - MOSSWOOD REBUILD	2,236,312.12	9,843,031.40	2,236,312.12	-	2,236,312.12	12,079,343.52
Capital Improvement Projects		1004856 - HOOVER LIBRARY FEASIBILITY	300,000.00	-	300,000.00	-	300,000.00	300,000.00
Capital Improvement Projects		1004857 - LINCOLN REC CTR RENO	4,099,292.84	54,120.00	4,099,292.84	-	4,099,292.84	4,153,412.84
Capital Improvement Projects		1004863 - HEAD START CIP - SAN ANTONIO	1,497,886.76	-	1,497,886.76	-	1,497,886.76	1,497,886.76
Capital Improvement Projects		1005330 - SOBRANTE PARK RENOVATION	500,000.00	-	500,000.00	-	500,000.00	500,000.00
Capital Improvement Projects		1005784 - FOX THEATER CAPITAL	3,500,000.00	-	3,500,000.00	-	3,500,000.00	3,500,000.00
Capital Improvement Projects		1005855 - MAIN LIBRARY UPGRD - ROOF ENGY	250,000.00	-	250,000.00	-	250,000.00	250,000.00
Capital Improvement Projects		1005856 - MELROSE LIBRARY UPGRADE	750,000.00	-	750,000.00	-	750,000.00	750,000.00
Capital Improvement Projects		1005867 - LIBRARY ENERGY ASSMNT & UPGRD	250,000.00	-	250,000.00	-	250,000.00	250,000.00
Capital Improvement Projects		1005872 - WEST OAK RESILIENCE HUB	731,175.83	-	731,175.83	-	731,175.83	731,175.83
Capital Improvement Projects		1006261 - CULVERT REPAIRS RICHMOND BLVD	995,000.00	-	995,000.00	-	995,000.00	995,000.00
Capital Improvement Projects		1007053 - 710 73RD AVE PUMP STN	700,000.00	-	700,000.00	-	700,000.00	700,000.00
Capital Improvement Projects		1007054 - 55TH AVE STRM DRN REPAIR	218,884.96	-	218,884.96	-	218,884.96	218,884.96
Capital Improvement Projects		1007356 - Measure U (Broadband)_JTD	2,000,000.00	-	2,000,000.00	-	2,000,000.00	2,000,000.00
Capital Improvement Projects		5340 - Measure U: Infrast	19,969,177.51	9,897,151.40	17,047,376.68	2,921,800.83	19,969,177.51	29,866,328.91
Capital Improvement Projects		5510 - Capital Reserves	8,654.68	3,475.65	8,654.68	-	8,654.68	12,130.33
Capital Improvement Projects		1003439 - FIRE STATIONS CW RENOVATIONS	106,000.00	-	106,000.00	-	106,000.00	106,000.00
Capital Improvement Projects		1004851 - DACA PHASE 2 RENO	150,000.00	-	150,000.00	-	150,000.00	150,000.00
Capital Improvement Projects		1004856 - HOOVER LIBRARY FEASIBILITY	-	-	-	-	-	0.00
Capital Improvement Projects		1004866 - HOLLY MINI PARK	239,848.91	-	239,848.91	-	239,848.91	239,848.91
Capital Improvement Projects		1004983 - TOOL LENDING LIBRARY	383,555.00	-	383,555.00	-	383,555.00	383,555.00
Capital Improvement Projects		1005782 - MLK LIBRARY BIKE WORKSHOP	56,414.34	306.74	56,414.34	-	56,414.34	56,721.08
Capital Improvement Projects		1006502 - BROOKPARK RD STRM DRN RPR	-	-	-	-	-	0.00
Capital Improvement Projects		1006503 - CONGRESS AVE SW CULVERT RPR	-	-	-	-	-	0.00
Capital Improvement Projects		5510 - Capital Reserves Total	944,472.93	3,782.39	879,403.91	65,069.02	944,472.93	948,255.32

FY24 into FY 25 CAO Approved Project Carryforwards

DEPARTMENT NAME	Fund - Fund Desc	Proj - Proj Desc	Available P12-24	Approved Enc CF	Recommend Project CF - Phase 1	Recommended Project CF - Phase 2	Total Recommended Project CF	Total Approved (Encumb CF + Project CF)
Capital Improvement Projects	5610 - Central District Prt	1000050 - BASEMENT PROGRAM 5610-C354410	79,069.00	39,156.32	-	79,069.00	79,069.00	118,225.32
Capital Improvement Projects		1000132 - I-880 BWAY STSCPE 5610-C194978-B&P	0.55	-	0.55	-	0.55	0.55
Capital Improvement Projects		1000168 - DNTN BWAY PUB 5610-P130180	297,687.50	31,424.26	-	-	5,000.00	36,424.26
Capital Improvement Projects		1000169 - DNTVM CAPITAL 5610-C399410	37,407.57	1,114.35	37,407.57	-	37,407.57	38,521.92
Capital Improvement Projects		1001272 - DT STSCP MSTR PLN 5610-C194970	269,291.36	32,612.98	269,291.36	-	269,291.36	301,904.34
Capital Improvement Projects		1001431 - OLD OAK STSCPE 5610-C194975	228,341.65	-	228,341.65	-	228,341.65	228,341.65
Capital Improvement Projects		1003244 - OAK ICE CENTER 5610-P131210	99,757.21	-	99,757.21	-	99,757.21	99,757.21
Capital Improvement Projects		1006460 - FIBER OPTIC - OLD FIRE ALARM	922.74	7,921.75	-	-	-	7,921.75
Capital Improvement Projects		5610 - Central District Projects Total	1,012,477.58	112,229.66	535,041.13	183,826.21	718,867.34	831,097.00
Capital Improvement Projects	5611 - Central District: Tj	1001068 - DNTVM HISTC PRES 5611-P128750	663,912.26	26,520.12	-	-	-	26,520.12
Capital Improvement Projects		1001068 - MJR DEV PROJ 5611-C473220	30,130.00	-	32,896.12	-	32,896.12	63,026.12
Capital Improvement Projects		1001677 - BASEMENT PROGRAM 5611-C354420	44,420.59	-	1,501,857.46	-	1,501,857.46	1,546,278.05
Capital Improvement Projects		1004359 - CENTRAL DISTRICT PROJECTS	1.00	-	-	1.00	1.00	1.00
Capital Improvement Projects		5611 - Central District: TA Bonds Series 2003 Total	2,198,666.84	101,070.71	32,896.12	1,501,858.46	1,534,754.58	1,635,825.29
Capital Improvement Projects	5612 - Central District: Tj	1000225 - RETAIL-ENT CATLST 5612-P128640	72,791.50	-	826,558.39	-	826,558.39	899,349.89
Capital Improvement Projects		1001528 - OACC IMPROVEMENT	41,712.19	1,627.87	-	41,712.19	41,712.19	43,340.06
Capital Improvement Projects		1001539 - CD PUB FAC 5612-C473310	500,000.00	2,028.83	-	500,000.00	500,000.00	502,028.83
Capital Improvement Projects		1001654 - PAB FEASBLTY STDY 5612-C473320	-	-	-	-	-	0.00
Capital Improvement Projects		1004359 - CENTRAL DISTRICT PROJECTS	604,704.65	-	604,704.65	-	604,704.65	604,704.65
Capital Improvement Projects		5612 - Central District: TA Bonds Series 2005 Total	1,972,975.23	76,448.20	1,972,975.23	-	1,972,975.23	2,049,423.43
Capital Improvement Projects	5613 - Central District: Tj	1000184 - MJR DEV PROJ 5613-C473240	-	9,220.00	-	-	-	9,220.00
Capital Improvement Projects		1003269 - TFCA 28 ELCTRC VEH CHRNGNG STNS	(5,890.38)	-	-	-	-	0.00
Capital Improvement Projects		1005179 - REDVELOPMENT OPERATING PROJ	2,555,372.19	-	-	2,555,372.19	2,555,372.19	2,555,372.19
Capital Improvement Projects		5613 - Central District: TA Bonds Series 2009 Total	2,549,481.81	9,220.00	-	2,555,372.19	2,555,372.19	2,564,592.19
Capital Improvement Projects	5614 - Central District: Tj	10005143 - OAK ICE CTR CIP 5610-P131210	2,556,217.06	-	2,556,217.06	-	2,556,217.06	2,556,217.06
Capital Improvement Projects		1005784 - FOX THEATER CAPITAL	1,716,887.84	656,405.83	1,716,887.84	-	1,716,887.84	2,373,293.67
Capital Improvement Projects		5614 - Central District: TA Bonds Series 2006 Total	4,273,104.90	656,405.83	4,273,104.90	-	4,273,104.90	4,929,510.73
Capital Improvement Projects	5630 - Broadway/MacArt	1000137 - BMSP FAC IMPRV 5637-P187550	45,623.75	10,000.00	45,623.75	-	45,623.75	55,623.75
Capital Improvement Projects		1000139 - BMSP TEN IMPRV 5638-P187540	4,415.13	10,000.00	4,415.13	-	4,415.13	14,415.13
Capital Improvement Projects		5630 - Broadway/MacArthur/San Pablo Projects Total	50,038.88	20,000.00	50,038.88	-	50,038.88	70,038.88
Capital Improvement Projects	5637 - BMSP: TA Bond Se	1000137 - BMSP FAC IMPRV 5637-P187550	1,871.53	-	-	-	-	0.00
Capital Improvement Projects		5637 - BMSP: TA Bond Series 2006C-TE Total	1,871.53	-	-	-	-	0.00
Capital Improvement Projects	5638 - BMSP: TA Bond Se	1000137 - BMSP FAC IMPRV 5637-P187550	75,000.00	-	-	75,000.00	75,000.00	75,000.00
Capital Improvement Projects		1000139 - BMSP TEN IMPRV 5638-P187540	13,570.37	-	13,570.37	-	13,570.37	13,570.37
Capital Improvement Projects		5638 - BMSP: TA Bond Series 2006C-T Total	88,570.37	-	88,570.37	-	88,570.37	88,570.37
Capital Improvement Projects	5640 - Central City East P	1001627 - DERBY AVE LOT ENA 5640-P499510	0.01	-	-	0.01	0.01	0.01
Capital Improvement Projects		1003727 - 73RD N FTILL DEV PROJ EXP 5999	25,000.00	-	-	25,000.00	25,000.00	25,000.00
Capital Improvement Projects		5640 - Central City East Projects Total	25,000.01	-	25,000.01	-	25,000.01	25,000.01
Capital Improvement Projects	5643 - Central City East T	1000149 - CCE FAC IMPROV 5643-P458110	377,815.00	5,185.00	-	377,815.00	377,815.00	383,000.00
Capital Improvement Projects		1000150 - CCE FTILL STSCPE 5643-C429610	3,500.00	-	3,500.00	-	3,500.00	3,500.00
Capital Improvement Projects		1000151 - CCE LAND ACQ 5643-C412710	7,625.00	-	-	-	-	7,625.00
Capital Improvement Projects		1000155 - CCE STSCAP 5643-C473510	119,052.26	-	119,052.26	-	119,052.26	119,052.26
Capital Improvement Projects		1000173 - FTLL BL-2 7780 CY 5643-C435410	167,606.90	-	167,606.90	-	167,606.90	167,606.90
Capital Improvement Projects		1000900 - CCE PUB PRIVT 5640-P356910	374,093.18	5,000.00	374,093.18	-	374,093.18	379,093.18
Capital Improvement Projects		1001050 - 14TH AVE STSCPE 5643-P402310	15,340.97	0.01	15,340.97	-	15,340.97	15,340.98
Capital Improvement Projects		1001461 - CCE TENANT IMPRINT 5643-P458010	69,329.03	-	69,329.03	-	69,329.03	69,329.03
Capital Improvement Projects		1001541 - CCE TOGH ON BLT 5643-P432610	187,003.67	-	187,003.67	-	187,003.67	183,203.67
Capital Improvement Projects		5643 - Central City East (TA Bonds Series 2006A-T (Taxable) Total	17,810.01	17,810.01	686,930.69	630,347.70	1,317,276.39	1,335,088.40
Capital Improvement Projects	5650 - Coliseum Projects	1000163 - COL TRAN VILL INF 5650-C366950	1,920,937.73	290,133.10	1,920,937.73	-	1,920,937.73	2,211,070.83
Capital Improvement Projects		1001633 - COLISM MONT WRD 1610-C82620	447,919.82	-	447,919.82	-	447,919.82	447,919.82
Capital Improvement Projects		5650 - Coliseum Projects Total	2,368,857.55	290,133.10	1,920,937.73	447,919.82	2,368,857.55	2,658,990.65
Capital Improvement Projects	5653 - Coliseum: TA Bond	1000161 - COL TRAN VILL INF 5656-C366920	18,712.19	-	18,712.19	-	18,712.19	18,712.19
Capital Improvement Projects		5653 - Coliseum: TA Bonds Series 2003 Total	18,712.19	-	18,712.19	-	18,712.19	18,712.19

FY24 into FY 25 CAO Approved Project Carryforwards

DEPARTMENT NAME	Fund - Fund Desc	Proj - Proj Desc	Available P12-24	Approved Enc CF	Phase 1	Recommended Project CF - Phase 2	Total Recommended Project CF	Total Approved Encumb CF + Project CF
Capital Improvement Projects	5656 - Coliseum: TA Bond	1000161 - COL TRAN VILL INF 5656-C366920	150,262.33	-	-	-	150,262.33	150,262.33
Capital Improvement Projects		1000162 - COL TRAN VILL INF 5656-C366931	310,360.99	12.50	310,360.99	-	310,360.99	310,373.49
Capital Improvement Projects		1000164 - COL TV PHI LN 5656-C496110	25.00	-	25.00	-	25.00	25.00
Capital Improvement Projects		1000165 - COLISM SPEC PN 5656-P452510	1,225,087.86	194,115.90	194,115.90	-	194,115.90	194,115.90
Capital Improvement Projects		1000176 - GENRL COLISM INF 5656-C375210	301,674.79	700,062.50	301,674.79	-	301,674.79	1,001,737.29
Capital Improvement Projects		1000178 - INTRNT CAMI-NPI 5656-C373810	22,764.50	1,385.00	22,764.50	-	22,764.50	24,149.50
Capital Improvement Projects		1000236 - TYRNCRNY PRK CTY 5656-P433310	-	-	-	-	-	0.00
Capital Improvement Projects		1001530 - GRAFT ABTMT N MRL 5656-T374210	170,395.21	920.00	170,395.21	-	170,395.21	171,315.21
Capital Improvement Projects		1001607 - COLISEUM TIP 5656-T324410	503,902.63	-	503,902.63	-	503,902.63	503,902.63
Capital Improvement Projects		1001622 - COLISEUM FIP 5656-T324510	400,881.25	20,000.00	400,881.25	-	400,881.25	420,881.25
Capital Improvement Projects		1003310 - 66th Avenue - Demolition	114,237.41	-	114,237.41	-	114,237.41	114,237.41
Capital Improvement Projects	5656 - Coliseum: TA Bonds Series 2006B-T (Taxable) Total		3,199,591.97	916,495.90	899,325.02	1,075,179.09	1,974,504.11	2,891,000.01
Capital Improvement Projects	5672 - Joint Army Base In	1000226 - RSK MGT PLN STS 5674-P453010	8,473.78	15,532.83	8,473.78	-	8,473.78	24,006.61
Capital Improvement Projects		1001078 - TOIF OHIT 5672-C470020	(458,730.60)	-	(458,730.60)	-	(458,730.60)	(458,730.60)
Capital Improvement Projects	5672 - Joint Army Base Infrastructure Total		(450,256.82)	15,532.83	(450,256.82)	-	(450,256.82)	(450,256.82)
Capital Improvement Projects	5999 - Miscellaneous Cap	1003727 - 73RD N FTILL DEV PROJ EXP 5999	27,300.00	1,363.75	27,300.00	-	27,300.00	28,663.75
Capital Improvement Projects		1003731 - OAK KNOLL DEV PROJ EXP 5999	3,038.30	191.70	3,038.30	-	3,038.30	3,230.00
Capital Improvement Projects		1004352 - OAK A'S HOWARD SITE PEP 5999	10,229.29	10,229.29	82,780.83	-	82,780.83	93,010.12
Capital Improvement Projects	5999 - Miscellaneous Capital Projects Total		138,119.13	11,784.74	113,119.13	113,119.13	113,119.13	124,903.87
Capital Improvement Projects	7540 - Oakland Public Lib	1003440 - 3 BR RENOV W/OAK, ASIAN, BROOKF.	(17,17)	-	(17,17)	-	(17,17)	(17,17)
Capital Improvement Projects		1005782 - MLK LIBRARY BIKE WORKSHOP	12,634.10	27,594.78	12,634.10	-	12,634.10	40,228.88
Capital Improvement Projects	7540 - Oakland Public Library Trust Total		12,616.93	27,594.78	12,616.93	-	12,616.93	40,211.71
Capital Improvement Projects Total			310,186,090.08	134,285,405.56	204,579,971.56	98,424,606.22	303,004,579.78	437,289,985.36
City Administrator	1010 - General Fund: Ger	1000001 - DP010 Administrative Project	-	-	-	-	-	0.00
City Administrator		1000002 - DP020 Administrative Project	185,223.53	-	-	-	-	185,223.53
City Administrator		1000101 - PUBLIC INFORMATION-MEDIA PROJ	27,512.49	6.61	-	-	-	6.61
City Administrator		1000105 - CANNABIS COOPERATIVE	510.69	14,587.14	-	-	-	14,587.14
City Administrator		1000106 - CPRB-INVESTIGATIONS	-	2,137.50	-	-	-	2,137.50
City Administrator		1000119 - ANIMAL POPULATION CONTROL	-	1.79	-	-	-	1.79
City Administrator		1000120 - ANIMAL SHELTER DONATIONS	-	1,549.19	-	-	-	1,549.19
City Administrator		1000121 - IMPOUND SPAY AND NEUTER	-	0.84	-	-	-	0.84
City Administrator		1000123 - MEASURE FF EDUCATION	-	-	-	-	-	0.00
City Administrator		1000467 - STATE LOBBYIST	8,000.00	-	8,000.00	-	8,000.00	8,000.00
City Administrator		1000507 - NATIONAL NIGHT OUT	14,162.32	68.05	-	-	-	68.05
City Administrator		1000793 - NSC COMMUNITY OUTREACH	37,270.00	2,603.99	-	-	-	2,603.99
City Administrator		1001121 - REDISTRICTING	82,075.00	-	82,075.00	-	82,075.00	82,075.00
City Administrator		1001207 - DISPARITY STUDY	-	0.65	-	-	-	0.65
City Administrator		1001292 - NCPC COMM ENGAGEMENT	24,090.95	18,792.47	-	-	-	18,792.47
City Administrator		1003469 - DP350 Administrative Project	-	-	-	-	-	0.00
City Administrator		1004274 - CANNABIS ACTIVITY APPLICATIONS	-	-	-	-	-	0.00
City Administrator		1006553 - LOVE LIFE CAMPAIGN	15,967.22	-	-	-	-	0.00
City Administrator		1007338 - Improving 911 Emergency Serv	203,919.00	-	-	-	-	0.00
City Administrator		1007383 - SSBT HUNGER PROGRAM	1,200,000.00	-	-	-	-	0.00
City Administrator	1010 - General Fund: General Purpose Total		1,613,507.67	224,971.76	1,090,075.00	1,090,075.00	1,090,075.00	1,000,000.00
City Administrator	1030 - Measure HH (SSBT)	1003817 - MSR HH-HEALTHY KIDS PRGM	332,014.09	-	337,910.90	-	337,910.90	1,315,046.76
City Administrator		1004775 - SSBT-COMM & EVAL STRATEGIES	221,622.41	249,983.00	286,302.56	-	286,302.56	337,910.90
City Administrator		1007373 - SUMMER FOOD SERVICE PROGRAMS	625,661.86	239,687.51	339,650.00	-	339,650.00	536,285.56
City Administrator		1007374 - SSBT Community Grants	1,470,743.98	602,350.00	95,000.01	-	95,000.01	579,337.51
City Administrator		1007375 - SSBT ANNUAL COM HEALTH FAIR	3,351.25	17,748.16	-	-	-	697,350.01
City Administrator		1007382 - SSBT ADVIS COMMISSION REC	1,500,000.00	-	-	-	-	17,748.16
City Administrator	1030 - Measure HH (SSBDT) Total		4,153,393.99	1,109,768.67	1,058,863.47	-	1,058,863.47	2,168,632.14
City Administrator	1710 - Recycling Program	1000002 - DP020 Administrative Project	-	-	-	-	-	0.00
City Administrator	1720 - Comprehensive Cl	1000002 - DP020 Administrative Project	-	477.72	-	-	-	0.00
City Administrator	1720 - Comprehensive Clean-up Total		-	477.72	-	-	-	477.72
City Administrator	1870 - Affordable Housing	1000002 - DP020 Administrative Project	-	-	-	-	-	0.00
City Administrator	1870 - Affordable Housing Trust Fund Total		-	-	-	-	-	0.00
City Administrator	2063 - FEMA Declaration: 1007093 - FEMA 4482 PW 1914 - COVID		(203,979.48)	-	-	-	-	0.00
City Administrator	2063 - FEMA Declaration: 1007094 - FEMA 4482 PW 2042 - COVID		(521,811.24)	-	-	-	-	0.00
City Administrator	2063 - FEMA Declarations Total		(725,790.72)	-	-	-	-	0.00

FY24 into FY 25 CAO Approved Project Carryforwards

DEPARTMENT NAME	Fund - Fund Desc	Proj - Proj Desc	Available P12-24	Approved Enc CF	Recommend Project CF - Phase 1	Recommended Project CF - Phase 2	Total Recommended Project CF	Total Approved (Encumb CF + Project CF)
City Administrator	2102 - Department of Agr	1006932 - HSD-SUMMER FOOD	169,670.00	132,200.00	169,670.00	-	169,670.00	301,870.00
City Administrator	2102 - Department of Agriculture	Total	169,670.00	132,200.00	169,670.00	-	169,670.00	301,870.00
City Administrator	2116 - Department of Tra	1001440 - SEC 130 RR XING-29TH AVE	(354.54)	-	(354.54)	-	(354.54)	(354.54)
City Administrator	1004700 - HSP	CYCLE 9	(465.16)	-	(465.16)	-	(465.16)	(465.16)
City Administrator	2116 - Department of Transportation	Total	(819.70)	-	(819.70)	-	(819.70)	(819.70)
City Administrator	2139 - California Departm	1005739 - TCC GRANT	384,550.82	1,714.42	384,550.82	-	384,550.82	386,265.24
City Administrator	1005812 - TCC GRANT - DATA		564,000.00	-	564,000.00	-	564,000.00	564,000.00
City Administrator	1005813 - TCC GRANT - USF DATA		707,147.54	-	707,147.54	-	707,147.54	707,147.54
City Administrator	1005814 - TCC - HIGHER GROUND		220,112.20	-	220,112.20	-	220,112.20	220,112.20
City Administrator	1005815 - TCC COMMUNITY GREENING - OPRF		682,235.06	-	682,235.06	-	682,235.06	682,235.06
City Administrator	1005817 - TCC - SAN LEANDRO CREEK		1,456,660.00	-	1,456,660.00	-	1,456,660.00	1,456,660.00
City Administrator	1005818 - TCC- AQUAPONICS FARM		50.99	-	50.99	-	50.99	50.99
City Administrator	1005819 - TCC - COMMUNITY ENGAGEMENT		739,010.28	-	739,010.28	-	739,010.28	739,010.28
City Administrator	1005820 - TCC - DISPLACEMENT AVOIDANCE		577,848.22	-	577,848.22	-	577,848.22	577,848.22
City Administrator	2139 - California Department of Conservation	Total	5,331,615.11	1,714.42	5,331,615.11	-	5,331,615.11	5,333,329.53
City Administrator	2140 - California Departm	1003959 - 14TH ST STREETScape	(335.98)	-	(335.98)	-	(335.98)	(335.98)
City Administrator	1004387 - CROSSING TO SAFETY 501Z(156)		-	-	-	-	-	0.00
City Administrator	1006186 - HSP @ 7 Intersections		(531.78)	-	(531.78)	-	(531.78)	(531.78)
City Administrator	2140 - California Department of Transportation	Total	(867.76)	-	(867.76)	-	(867.76)	(867.76)
City Administrator	2158 - 5th Year State COP	1003972 - STATE COPS XX	30,015.93	-	30,015.93	-	30,015.93	30,015.93
City Administrator	2158 - 5th Year State COPS Grant, AB 1913, Statutes of 2000 Total		30,015.93	-	30,015.93	-	30,015.93	30,015.93
City Administrator	2159 - State of California	1005033 - EAST BAY GREENWAY-TRAIL	793.87	-	793.87	-	793.87	793.87
City Administrator	1005311 - BCC State Grant		39,217.86	-	39,217.86	-	39,217.86	39,217.86
City Administrator	1005451 - GREAT PLATES		6,622.91	-	6,622.91	-	6,622.91	6,622.91
City Administrator	1005453 - GO-BIZ GRANT		21,941.00	-	21,941.00	-	21,941.00	21,941.00
City Administrator	2159 - State of California Other Total		46,634.64	21,941.00	46,634.64	-	46,634.64	68,575.64
City Administrator	2162 - Metro Transportat	1001017 - LSR&R STAIR-PATH REPAIRS	(1,525.14)	-	(1,525.14)	-	(1,525.14)	(1,525.14)
City Administrator	2162 - Metro Transportation Com: TDA Total		(1,525.14)	-	(1,525.14)	-	(1,525.14)	(1,525.14)
City Administrator	2166 - Bay Area Air Qualit	1001592 - BAAQMD ECAP OUTREACH	1,996.67	-	1,996.67	-	1,996.67	1,996.67
City Administrator	2166 - Bay Area Air Quality Management District Total		1,996.67	-	1,996.67	-	1,996.67	1,996.67
City Administrator	2172 - Alameda County; \	1000781 - ABANDONED VEHICLE ABATEMENT	(27,612.61)	-	(27,612.61)	-	(27,612.61)	(27,612.61)
City Administrator	2172 - Alameda County; Vehicle Abatement Authority Total		(27,612.61)	-	(27,612.61)	-	(27,612.61)	(27,612.61)
City Administrator	2211 - Measure B: Local S	1003469 - DP350 Administrative Project	-	-	-	-	-	0.00
City Administrator	2211 - Measure B: Local Streets & Roads Total		-	-	-	-	-	0.00
City Administrator	2218 - Measure BB - Local	1003469 - DP350 Administrative Project	-	-	-	-	-	0.00
City Administrator	2218 - Measure BB - Local Streets and Roads Total		-	-	-	-	-	0.00
City Administrator	2219 - Measure BB - Bike	1003469 - DP350 Administrative Project	-	-	-	-	-	0.00
City Administrator	2219 - Measure BB - Bike and Pedestrian Total		-	-	-	-	-	0.00
City Administrator	2230 - State Gas Tax	1000002 - DP020 Administrative Project	23,236.26	-	23,236.26	-	23,236.26	23,236.26
City Administrator	2230 - State Gas Tax Total		23,236.26	-	23,236.26	-	23,236.26	23,236.26
City Administrator	2241 - Measure Q-Library	1000114 - LIBRY SVCS RETN ACT ASMT ENGR	(3,497.20)	0.85	(3,497.20)	-	(3,497.20)	(3,497.20)
City Administrator	2241 - Measure Q-Library Services Retention & Enhancement Total		(3,497.20)	0.85	(3,497.20)	-	(3,497.20)	(3,497.20)
City Administrator	2244 - Measure Q - Parks	1000002 - DP020 Administrative Project	780,128.75	-	780,128.75	-	780,128.75	780,128.75
City Administrator	1005343 - MEASUR	Q - ENHANCED SERVICES	1,784,181.00	-	1,784,181.00	-	1,784,181.00	1,784,181.00
City Administrator	1005349 - MEASO	HOMELESS	143,261.00	-	143,261.00	-	143,261.00	143,261.00
City Administrator	1005792 - Encampment Outreach - Meas Q		750,000.00	-	750,000.00	-	750,000.00	750,000.00
City Administrator	2244 - Measure Q - Parks & Recreation Preservation, Litter Reduction, and Homelessness Sup		2,707,570.75	750,028.63	2,707,570.75	-	2,707,570.75	2,707,570.75
City Administrator	2250 - Measure N: Fund	1000113 - MSR N PARAMDC ASMT ENGR SVC	5,604.00	-	5,604.00	-	5,604.00	5,604.00
City Administrator	2250 - Measure N: Fund Total		5,604.00	-	5,604.00	-	5,604.00	5,604.00
City Administrator	2251 - Measure Y: Public	1000002 - DP020 Administrative Project	1,322.06	-	1,322.06	-	1,322.06	1,322.06
City Administrator	2251 - Measure Y: Public Safety Act 2004 Total		1,322.06	-	1,322.06	-	1,322.06	1,322.06
City Administrator	2252 - Measure Z - Violen	1001362 - MEASURE Z EVALUATION	616,395.09	-	616,395.09	-	616,395.09	616,395.09
City Administrator	2252 - Measure Z - Violence Prevention and Public Safety Act of 2014 Total		616,395.09	-	616,395.09	-	616,395.09	616,395.09
City Administrator	2261 - Measure AA - Over	1000002 - DP020 Administrative Project	547,195.00	-	547,195.00	-	547,195.00	547,195.00
City Administrator	2261 - Measure AA - Oversight Total		547,195.00	-	547,195.00	-	547,195.00	547,195.00
City Administrator	2270 - Vacant Property T	1000002 - DP020 Administrative Project	-	-	-	-	-	0.00
City Administrator	2270 - Vacant Property Tax Act Fund Total		-	-	-	-	-	0.00
City Administrator	2412 - Measure M - Alam	1000002 - DP020 Administrative Project	-	-	-	-	-	0.00
City Administrator	2412 - Measure M - Alameda County: Emergency Dispatch Service Supplemental Assessment		-	-	-	-	-	0.00

DEPARTMENT NAME	Fund - Fund Desc	Proj - Proj Desc	Available P12-24	Approved Enc CF	Recommend Project CF- Phase 1	Recommended Project CF- Phase 2	Total Recommended Project CF	Total Approved Enc CF + Project CF
City Administrator	2413 - Rent Adjustment F	1001110 - RENT ARBITRATION P190020	519.69	-	-	-	-	0.00
City Administrator	2413 - Rent Adjustment Program Fund Total		519.69	-	-	-	-	0.00
City Administrator	2415 - Development Serv	1000002 - DP020 Administrative Project	-	12,601.65	-	-	-	12,601.65
City Administrator		1000021 - DP900 Administrative Project	-	466.07	-	-	-	466.07
City Administrator		1001382 - PERTS TECHNOLOGY ENHANCEMENT	-	-	-	-	-	0.00
City Administrator		1003971 - TECH ENHANCEMENT AND REC MGMT	9,396.62	-	-	-	-	0.00
City Administrator		1006113 - WEBSITE DEVELOPMENT	50,000.00	-	-	-	-	0.00
City Administrator	2415 - Development Service Fund Total		59,396.62	13,067.72	-	-	-	13,067.72
City Administrator	2417 - Excess Litter Fee F	1000002 - DP020 Administrative Project	-	314,056.35	-	-	-	314,056.35
City Administrator		1000103 - EXCESS LITTER FEE PROGRAM	10,000.00	0.03	-	-	-	0.03
City Administrator	2417 - Excess Litter Fee Fund Total		10,000.00	314,056.38	-	-	-	314,056.38
City Administrator	2430 - Lead Settlement 2	1006538 - Equity Based Lead Program	383,294.00	-	-	-	-	0.00
City Administrator	2430 - Lead Settlement 2022 Total		383,294.00	-	-	-	-	0.00
City Administrator	2999 - Miscellaneous Gra	1000472 - CIVIC DESIGN LAB-1TYM FND15-17	0.01	5,382.15	-	-	5,382.15	5,382.16
City Administrator		1000976 - BUS RAPID TRANSIT	(22,099.83)	(22,099.83)	-	-	(22,099.83)	(22,099.83)
City Administrator		1001459 - CSRO- ROCKEFELLER GRANT	111,571.07	34,802.16	-	-	111,571.07	146,373.23
City Administrator		1001577 - INNOVATOR PLOTS	4,367.98	-	-	-	4,367.98	4,367.98
City Administrator		1004272 - FRIENDS OF OAK ANIML SVC DNTN	-	-	-	-	-	0.00
City Administrator	2999 - Miscellaneous Grants Total		99,221.37	34,802.17	-	-	99,221.37	134,023.54
City Administrator	3100 - Sewer Service Fun	1000002 - DP020 Administrative Project	-	-	-	-	-	0.00
City Administrator		1006110 - OAK311 COMMS	14,563.89	-	-	-	-	0.00
City Administrator	3100 - Sewer Service Fund Total		14,563.89	-	-	-	-	0.00
City Administrator	4400 - City Facilities	1000002 - DP020 Administrative Project	-	-	-	-	-	0.00
City Administrator		1000010 - DP300 Administrative Project	-	-	-	-	-	0.00
City Administrator		1003469 - DP350 Administrative Project	-	-	-	-	-	0.00
City Administrator	4400 - City Facilities Total		-	-	-	-	-	0.00
City Administrator	4600 - Information Techn	1000002 - DP020 Administrative Project	-	-	-	-	-	0.00
City Administrator		1006113 - WEBSITE DEVELOPMENT	(5,218.77)	16,000.01	-	-	-	16,000.01
City Administrator	4600 - Information Technology Total		(5,218.77)	16,000.01	-	-	-	16,000.01
City Administrator	5130 - Rockridge: Library	1001430 - ROCKRIDGE CFD ASMT ENGR	-	54.66	-	-	-	54.66
City Administrator		1003203 - HSP 7 GRANT - TELEGRAPH AVE	(26,714.68)	-	-	-	(26,714.68)	(26,714.68)
City Administrator	5130 - Rockridge: Library Assessment District Total		(26,714.68)	54.66	-	-	(26,714.68)	(26,714.68)
City Administrator	5332 - Measure KK: Infr	1000638 - NEIGHBORHOOD TFC SAFETY PROG	(408.85)	-	-	-	-	0.00
City Administrator		1005009 - TELEGRAPH AVE. PAVING PROJECT	(27,123.59)	-	-	-	(27,123.59)	(27,123.59)
City Administrator	5332 - Measure KK: Infrastructure Series 2020B-1 (Tax Exempt) Total		(27,123.59)	-	-	-	(27,123.59)	(27,123.59)
City Administrator	5335 - Measure KK: Infr	1000638 - NEIGHBORHOOD TFC SAFETY PROG	(1,006.57)	-	-	-	(1,006.57)	(1,006.57)
City Administrator		1005009 - TELEGRAPH AVE. PAVING PROJECT	(9,543.93)	-	-	-	-	0.00
City Administrator	5335 - Measure KK: Infrastructure Series 2022C-1 (Tax Exempt) Total		(10,550.50)	-	-	-	(1,006.57)	(1,006.57)
City Administrator	5999 - Miscellaneous Cap	1004352 - OAK A'S HOWARD SITE PEP 5999	627,448.99	3.51	-	-	-	3.51
City Administrator	5999 - Miscellaneous Capital Projects Total		627,448.99	3.51	-	-	-	3.51
City Administrator	7760 - Grant Clearing	1001288 - PWA OVERHEAD CLEARING	-	10,075.19	-	-	-	10,075.19
City Administrator		1001411 - PROJECT MGT CLEARING	-	-	-	-	-	0.00
City Administrator		1003336 - DOT OVERHEAD CLEARING	-	-	-	-	-	0.00
City Administrator		1003340 - DOT PROJ CLEARING	-	-	-	-	-	0.00
City Administrator	7760 - Grant Clearing Total		-	10,075.19	-	-	-	10,075.19
City Administrator Total			15,615,037.08	3,186,150.21	6,784,197.35	2,148,938.47	8,933,135.82	12,119,286.03

FY24 into FY 25 CAO Approved Project Carryforwards

DEPARTMENT NAME	Fund - Fund Desc	Proj - Proj Desc	Available P12-24	Approved Enc CF	Recommend Project CF - Phase 1	Recommended Project CF - Phase 2	Total Recommended Project CF	Total Approved Encumb CF + Project CF
City Attorney	1010 - General Fund: Ger	1000004 - DP040 Administrative Project	1,278,009.00	242,261.39	1,278,009.00	-	1,278,009.00	1,520,270.39
City Attorney		1000790 - DEEMED APPROVED	-	-	-	-	-	0.00
City Attorney		1004990 - CE04235-KIPATRICK	209,071.42	-	209,071.42	-	209,071.42	209,071.42
City Attorney		1004991 - CE04300-K&Y VENTURE	26,562.45	-	26,562.45	-	26,562.45	26,562.45
City Attorney		1004992 - CE04318-HS HARRISON	222,250.00	-	222,250.00	-	222,250.00	222,250.00
City Attorney		1004993 - CE04329-360 VENTURES	24,000.00	-	24,000.00	-	24,000.00	24,000.00
City Attorney		1004994 - CE04152-SOLANKI	58,055.64	-	58,055.64	-	58,055.64	58,055.64
City Attorney		1004996 - X04292-CHIOK	47,500.00	-	47,500.00	-	47,500.00	47,500.00
City Attorney		1004997 - CE04458-E&F MARKET	30,000.00	-	30,000.00	-	30,000.00	30,000.00
City Attorney		1004998 - CE04328-HEALTH SPA	10,000.00	-	10,000.00	-	10,000.00	10,000.00
City Attorney		1004999 - X04339-KORIN	18,124.97	-	18,124.97	-	18,124.97	18,124.97
City Attorney		1005000 - CE04368-OAK REDEV/ GRP	75,000.00	-	75,000.00	-	75,000.00	75,000.00
City Attorney		1005004 - CE04429-OAKPORT	60,285.00	-	60,285.00	-	60,285.00	60,285.00
City Attorney		1005267 - CE04462 - LEE	139,387.50	-	139,387.50	-	139,387.50	139,387.50
City Attorney		1005373 - CE04181 - PEOPLE V. JABER	415,142.80	-	415,142.80	-	415,142.80	415,142.80
City Attorney		1005830 - CR04376 - Southwest OAK	53,000.00	-	53,000.00	-	53,000.00	53,000.00
City Attorney		1010 - General Fund: General Purpose Total	2,666,388.78	242,261.39	2,666,388.78	-	2,666,388.78	2,908,650.17
City Attorney		1100 - Self Insurance Lab 1000004 - DP040 Administrative Project	-	-	-	-	-	0.00
City Attorney		1004989 - CE04079-EMPYREAN	345,146.58	-	-	-	-	0.00
City Attorney		1005348 - Lead Paint - Richfield	(139,457.50)	-	-	-	-	0.00
City Attorney		1100 - Self Insurance Liability Total	205,689.08	-	-	-	-	0.00
City Attorney		1150 - Worker's Compem: 1000004 - DP040 Administrative Project	-	-	-	-	-	0.00
City Attorney		1150 - Worker's Compensation Insurance Claims Total	-	-	-	-	-	0.00
City Attorney		1870 - Affordable Housing: 1000004 - DP040 Administrative Project	-	-	-	-	-	0.00
City Attorney		1870 - Affordable Housing Trust Fund Total	-	-	-	-	-	0.00
City Attorney		2190 - Private Grants	1,622.50	-	1,622.50	-	1,622.50	1,622.50
City Attorney		2190 - Private Grants Total	1,622.50	-	1,622.50	-	1,622.50	1,622.50
City Attorney		2211 - Measure B: Local \$ 1000004 - DP040 Administrative Project	-	-	-	-	-	0.00
City Attorney		2211 - Measure B: Local Streets & Roads Total	-	-	-	-	-	0.00
City Attorney		2218 - Measure BB - Local 1000004 - DP040 Administrative Project	-	-	-	-	-	0.00
City Attorney		2218 - Measure BB - Local Streets and Roads Total	-	-	-	-	-	0.00
City Attorney		2413 - Rent Adjustment: F 1000004 - DP040 Administrative Project	-	-	-	-	-	0.00
City Attorney		1001110 - RENT ARBITRATION P190020	(59,630.28)	-	-	-	-	0.00
City Attorney		2413 - Rent Adjustment Program Fund Total	(59,630.28)	-	-	-	-	0.00
City Attorney		2415 - Development Serv 1000004 - DP040 Administrative Project	-	-	-	-	-	0.00
City Attorney		1001024 - BLIGHT ABATEMENT PROGRAM	(27,865.46)	-	-	-	-	0.00
City Attorney		1001264 - FORECLOSED REGISTRATION-VACANT	(3,764.93)	-	-	-	-	0.00
City Attorney		2415 - Development Service Fund Total	(37,116.18)	-	-	-	-	0.00
City Attorney		3100 - Sewer Service Fund Total	-	-	-	-	-	0.00
City Attorney		5610 - Central District Prr 1000004 - DP040 Administrative Project	-	-	-	-	-	0.00
City Attorney		5610 - Central District Projects Total	-	-	-	-	-	0.00
City Attorney		5643 - Central City East T 1000004 - DP040 Administrative Project	-	-	-	-	-	0.00
City Attorney		5643 - Central City East TA Bonds Series 2006A-T (Taxable) Total	-	-	-	-	-	0.00
City Attorney		5999 - Miscellaneous Cap: 1004352 - OAK A'S HOWARD SITE PEP 5999	60,881.54	-	-	-	-	0.00
City Attorney		5999 - Miscellaneous Capital Projects Total	60,881.54	-	-	-	-	0.00
City Attorney		7100 - Police and Fire Ret 1000004 - DP040 Administrative Project	-	-	-	-	-	0.00
City Attorney		7100 - Police and Fire Retirement System Total	-	-	-	-	-	0.00
City Attorney		7760 - Grant Clearing 1003336 - DOT OVERHEAD CLEARING	-	-	-	-	-	0.00
City Attorney		7760 - Grant Clearing Total	-	-	-	-	-	0.00
City Attorney Total			2,837,835.44	242,261.39	2,668,011.28	-	2,668,011.28	2,910,272.67
City Auditor	1010 - General Fund: Ger	1000006 - DP070 Administrative Project	-	14,212.19	-	-	-	14,212.19
City Auditor		1007140 - Council Awarded Funds	110,411.49	150,000.01	110,411.49	-	110,411.49	260,411.50
City Auditor		1010 - General Fund: General Purpose Total	110,411.49	164,212.20	110,411.49	-	110,411.49	274,623.69
City Auditor		1870 - Affordable Housing: 1000006 - DP070 Administrative Project	-	-	-	-	-	0.00
City Auditor		1870 - Affordable Housing Trust Fund Total	-	-	-	-	-	0.00
City Auditor		2244 - Measure Q - Parks 1000006 - DP070 Administrative Project	-	-	-	-	-	0.00
City Auditor		2244 - Measure Q - Parks & Recreation Preservation, Litter Reduction, and Homelessness Sup	-	-	-	-	-	0.00
City Auditor		2415 - Development Serv 1000006 - DP070 Administrative Project	-	-	-	-	-	0.00
City Auditor		2415 - Development Service Fund Total	-	-	-	-	-	0.00

DEPARTMENT NAME	Fund - Fund Desc	Proj - Proj Desc	Available P12-24	Approved Enc CF	Recommend Project CF- Phase 1	Recommended Project CF - Phase 2	Total Recommended Project CF	Total Approved Encumb CF + Project CF
City Auditor	7760 - Grant Clearing	1001288 - PWA OVERHEAD CLEARING	-	-	-	-	-	0.00
City Auditor	7760 - Grant Clearing	1003336 - DOT OVERHEAD CLEARING	-	-	-	-	-	0.00
City Auditor	7760 - Grant Clearing Total							0.00
City Auditor Total								
City Clerk	1010 - General Fund: Ger	1000003 - DP030 Administrative Project	110,411.49	164,212.20	110,411.49	-	110,411.49	274,623.69
City Clerk	1000126 - ELECTION FUNDING		-	10,766.38	-	-	-	10,766.38
City Clerk	1000127 - AGENDA MANAGEMENT		1,955,537.20	700.00	1,955,537.20	-	1,955,537.20	1,956,237.20
City Clerk	1000893 - CITYWIDE RECORDS MGT		4,397.48	1,096.46	-	-	-	1,096.46
City Clerk	1007221 - COUNCIL TRANSLATION SERVICES		15,216.57	15,023.19	15,216.57	-	15,216.57	30,239.76
City Clerk	1007222 - COUNCIL TRANSLATION SERVICES		15,018.82	26,086.00	15,018.82	-	15,018.82	41,104.82
City Clerk	1010 - General Fund: General Purpose Total		1,990,170.07	53,672.03	1,985,772.59	-	1,985,772.59	2,039,444.62
City Clerk	1760 - Telecommunications	1000003 - DP030 Administrative Project	-	5,357.71	-	-	-	5,357.71
City Clerk	1000128 - KTOP PRODUCTIONS		57,276.86	98.28	-	-	-	98.28
City Clerk	1760 - Telecommunications Reserve Total		57,276.86	5,455.99	-	-	-	5,455.99
City Clerk	2999 - Miscellaneous Gra	1000447 - PUBLIC ED - GOVERNMENT P350210	943,212.27	49,896.20	943,212.27	-	943,212.27	993,108.47
City Clerk	2999 - Miscellaneous Grants Total		943,212.27	49,896.20	943,212.27	-	943,212.27	993,108.47
City Clerk Total			2,990,559.20	109,024.22	2,928,984.86	-	2,928,984.86	3,038,009.08
City Council	1010 - General Fund: Ger	1000022 - DPCCO Administrative Project	-	36,593.87	-	-	-	36,593.87
City Council	1005065 - COUNCIL RESTRICTED BUDGET		-	0.01	-	-	-	0.01
City Council	1007195 - D2 GRANTS EVENTS PRGMS		1,015.73	-	-	-	-	1,015.73
City Council	1010 - General Fund: General Purpose Total		1,015.73	36,593.88	-	-	-	36,593.88
City Council	1870 - Affordable Housing	1000002 - DP020 Administrative Project	-	-	-	-	-	0.00
City Council	1870 - Affordable Housing Trust Fund Total		-	-	-	-	-	0.00
City Council	2415 - Development Serv	1000002 - DP020 Administrative Project	-	-	-	-	-	0.00
City Council	2415 - Development Service Fund Total		-	-	-	-	-	0.00
City Council Total			1,015.73	36,593.88	-	-	-	36,593.88
Department of Transportation	1010 - General Fund: Ger	1000002 - DP020 Administrative Project	-	-	-	-	-	0.00
Department of Transportation	1000007 - DP080 Administrative Project		-	-	-	-	-	0.00
Department of Transportation	1000873 - REV COLLECTION SYSTEM BACK LOG		48,428.89	2,203.60	-	-	-	2,203.60
Department of Transportation	1001465 - PARKING METERS MGMT SYSTEM		308,256.51	91,913.55	-	308,256.51	308,256.51	400,170.06
Department of Transportation	1003469 - DP350 Administrative Project		-	307,985.44	-	-	-	307,985.44
Department of Transportation	1005970 - LAKE MERRITT HEALTH & SAFETY		113,465.00	-	-	-	-	113,465.00
Department of Transportation	1006041 - City Council Community Grants		16,250.00	-	-	-	-	16,250.00
Department of Transportation	1007037 - FEMA 4683 CLAREMONT AVE		1.00	-	1.00	-	1.00	1.00
Department of Transportation	1007038 - IKE SMART CITY LLC		185,230.31	-	185,230.31	-	185,230.31	185,230.31
Department of Transportation	1007040 - FEMA 4683 SHEPHRD CNYN RD		1.00	-	1.00	-	1.00	1.00
Department of Transportation	1007042 - FEMA 4683 TUNNEL ROAD		-	-	-	-	-	0.00
Department of Transportation	1007046 - FEMA 4683 GOLF LINKS RD		-	-	-	-	-	0.00
Department of Transportation	1007178 - FEMA 4683 GOLF LINKS RD 10249		-	-	-	-	-	0.00
Department of Transportation	1007179 - FEMA 4683 CLAREMONT AVE 7845		-	-	-	-	-	0.00
Department of Transportation	1007180 - FEMA 4683 LONGCROFT DR 6440		-	-	-	-	-	0.00
Department of Transportation	1007181 - FEMA 4683 MERRIEWOOD DR 5665		-	-	-	-	-	0.00
Department of Transportation	1007230 - FEMA 4683 TUNNEL @ CHARRING		-	-	-	-	-	0.00
Department of Transportation	1010 - General Fund: General Purpose Total		671,632.71	402,102.59	185,232.31	308,256.51	493,488.82	895,591.41
Department of Transportation	1750 - Multipurpose Rese	1000713 - CAR SHARE	28,095.95	-	-	-	-	28,095.95
Department of Transportation	1003469 - DP350 Administrative Project		-	19,223.38	-	-	-	19,223.38
Department of Transportation	1004832 - SCOOTER SHARE PROGRAM		46,661.76	-	-	-	-	46,661.76
Department of Transportation	1750 - Multipurpose Reserve Total		74,757.71	19,223.38	-	-	-	19,223.38

FY24 into FY 25 CAO Approved Project Carryforwards

DEPARTMENT NAME	Fund - Fund Desc	Proj - Proj Desc	Available P12-24	Approved Enc CF	Recommend Project CF- Phase 1	Recommended Project CF- Phase 2	Total Recommended Project CF	Total Approved Encumb CF + Project CF
Department of Transportation	2116 - Department of Transportation	1000820 - BR RETROFIT-LEIMERT	(291,334.26)	-	(291,334.26)	-	(291,334.26)	(291,334.26)
Department of Transportation	1000967 - ADELINE BRIDGE RETROFIT GRANT	(4,580.02)	(4,580.02)	-	(4,580.02)	-	(4,580.02)	(4,580.02)
Department of Transportation	1000977 - SEC 130 RR KING-105TH AVE	1,553.12	1,553.12	-	1,553.12	-	1,553.12	1,553.12
Department of Transportation	1001436 - SEC 130 RR KING-85TH AVE	4,230.63	4,230.63	-	4,230.63	-	4,230.63	4,230.63
Department of Transportation	1001440 - SEC 130 RR KING-29TH AVE	282,745.57	282,745.57	-	282,745.57	-	282,745.57	282,745.57
Department of Transportation	1001681 - 23RD AVE BRIDGE RETROFIT	381,118.40	381,118.40	-	381,118.40	-	381,118.40	381,118.40
Department of Transportation	1003200 - HGH CRT LIND VGNCO - CON PHASE	-	-	-	-	-	-	0.00
Department of Transportation	1003203 - HSP 7 GRANT - TELEGRAPH AVE	(32,305.06)	(32,305.06)	-	(32,305.06)	-	(32,305.06)	(32,305.06)
Department of Transportation	1003211 - 19TH ST BART TO LAKE MERRITT	(96,254.10)	(96,254.10)	-	(96,254.10)	-	(96,254.10)	(96,254.10)
Department of Transportation	1003233 - A1P CYCLE 2 TELEGRAPH-GRANT	88,769.12	88,769.12	-	88,769.12	-	88,769.12	88,769.12
Department of Transportation	1003472 - CIAQ MTC PARKING & MOBILITY MGT	-	-	-	-	-	-	0.00
Department of Transportation	1003959 - 14TH ST STREETScape	(108,336.90)	(108,336.90)	-	(108,336.90)	-	(108,336.90)	(108,336.90)
Department of Transportation	1004012 - HSP 8 BANGROFT AVE (147)	(136,703.17)	(136,703.17)	-	(136,703.17)	-	(136,703.17)	(136,703.17)
Department of Transportation	1004013 - HSP 8 OAKLAND HILLS (148)	24,175.74	24,175.74	-	24,175.74	-	24,175.74	24,175.74
Department of Transportation	1004014 - HSP 8 FRUITVALE AVE (149)	30,020.37	30,020.37	-	30,020.37	-	30,020.37	30,020.37
Department of Transportation	1004016 - HSP 8 DOWNTOWN (151)	32,925.55	32,925.55	-	32,925.55	-	32,925.55	32,925.55
Department of Transportation	1004700 - HSP CYCLE 9	451.33	451.33	-	451.33	-	451.33	451.33
Department of Transportation	1004836 - LAKESIDE FAMILY STREETS L&R	(27,958.99)	(27,958.99)	-	(27,958.99)	-	(27,958.99)	(27,958.99)
Department of Transportation	1004947 - OAKLAND LSR PAVING PROGRAM	(10,181.39)	(10,181.39)	-	(10,181.39)	-	(10,181.39)	(10,181.39)
Department of Transportation	1005338 - EDGEWATER DR BRIDGE L&R	(147,916.75)	(147,916.75)	-	(147,916.75)	-	(147,916.75)	(147,916.75)
Department of Transportation	2116 - Department of Transportation Total		(9,580.81)	-	(9,580.81)	-	(9,580.81)	(9,580.81)
Department of Transportation	2139 - California Department of Conservation	1005787 - TCC 95th Ave & Int'l Connect	-	-	-	-	-	0.00
Department of Transportation	2139 - California Department of Conservation Total		-	-	-	-	-	0.00
Department of Transportation	2140 - California Department of Transportation	1000724 - FRUITVALE ALV GAP CLOSUR STSCP	145,346.58	-	145,346.58	-	145,346.58	145,346.58
Department of Transportation	1000844 - INTL BLVD STREET IMPVT	446,279.74	446,279.74	-	446,279.74	-	446,279.74	446,279.74
Department of Transportation	1000916 - BROADWAY OCEAN VIEW INTERSEC	(70.43)	(70.43)	-	(70.43)	-	(70.43)	(70.43)
Department of Transportation	1000917 - TUNNEL RD SR 13 HILLER DRIVE	(30,431.66)	(30,431.66)	-	(30,431.66)	-	(30,431.66)	(30,431.66)
Department of Transportation	1000977 - SEC 130 RR KING-105TH AVE	1,369.36	1,369.36	-	1,369.36	-	1,369.36	1,369.36
Department of Transportation	1001436 - SEC 130 RR KING-85TH AVE	(13.41)	(13.41)	-	(13.41)	-	(13.41)	(13.41)
Department of Transportation	1001440 - SEC 130 RR KING-29TH AVE	36.63	36.63	-	36.63	-	36.63	36.63
Department of Transportation	1003211 - 19TH ST BART TO LAKE MERRITT	7,848.25	7,848.25	-	7,848.25	-	7,848.25	7,848.25
Department of Transportation	1003959 - 14TH ST STREETScape	(171,235.64)	(171,235.64)	-	(171,235.64)	-	(171,235.64)	(171,235.64)
Department of Transportation	1004387 - CROSSING TO SAFETY 5012(156)	(84,283.74)	(84,283.74)	-	(84,283.74)	-	(84,283.74)	(84,283.74)
Department of Transportation	1005124 - DOT ZERO EMISSION VEHICLE	(5,878.12)	(5,878.12)	-	(5,878.12)	-	(5,878.12)	(5,878.12)
Department of Transportation	1005306 - LOCAL ROADWAY SAFETY PLAN	(577.10)	(577.10)	-	(577.10)	-	(577.10)	(577.10)
Department of Transportation	1006185 - RRFbs & Light @ 6 Intersect	(35,660.46)	(35,660.46)	-	(35,660.46)	-	(35,660.46)	(35,660.46)
Department of Transportation	1006186 - HSP @ 7 Intersections	520.88	520.88	-	520.88	-	520.88	520.88
Department of Transportation	1006187 - HSP 14th St-Mandela & Adeline	35,405.26	35,405.26	-	35,405.26	-	35,405.26	35,405.26
Department of Transportation	1006280 - Oak Chinatown Complete Street	(84,108.66)	(84,108.66)	-	(84,108.66)	-	(84,108.66)	(84,108.66)
Department of Transportation	2140 - California Department of Transportation Total		224,547.48	-	224,547.48	-	224,547.48	224,547.48
Department of Transportation	2144 - California Housing	1001075 - PRP 1-C INFRT INF 2144-C464560	1,407.26	-	1,407.26	-	1,407.26	1,407.26
Department of Transportation	2144 - California Housing and Community Development Total		1,407.26	-	1,407.26	-	1,407.26	1,407.26
Department of Transportation	2146 - California State Fire	1003760 - FEMA 4308 - CW SEWER & SIDEWA	6,563.00	-	6,563.00	-	6,563.00	6,563.00
Department of Transportation	1003770 - FEMA 4301 6574 SHEPHERD CYN.	731.34	731.34	-	731.34	-	731.34	731.34
Department of Transportation	1003775 - FEMA 4308 269 SILVERADO COURT	13,109.44	13,109.44	-	13,109.44	-	13,109.44	13,109.44
Department of Transportation	1003776 - FEMA 4308 SHEPHERD CANYON RW	4,342.13	4,342.13	-	4,342.13	-	4,342.13	4,342.13
Department of Transportation	1003777 - FEMA 4308 2005 TUNNEL ROAD	29,242.13	29,242.13	-	29,242.13	-	29,242.13	29,242.13
Department of Transportation	1003778 - FEMA 4308 ASCOT DR. ROADWAY	(36,530.40)	(36,530.40)	-	(36,530.40)	-	(36,530.40)	(36,530.40)
Department of Transportation	1004616 - FEMA 4308 AITKEN DR	17,457.64	17,457.64	-	17,457.64	-	17,457.64	17,457.64
Department of Transportation	2146 - California State Emergency Services Total		17,457.64	-	17,457.64	-	17,457.64	17,457.64

DEPARTMENT NAME	Fund - Fund Desc	Proj - Proj Desc	Available P12-24	Approved Enc CF	Recommend Project CF - Phase 1	Recommended Project CF - Phase 2	Total Recommended Project CF	Total Approved Encumb CF + Project CF
Department of Transportation	2159 - State of California	1004026 - Coliseum Connections HRI	5,136,570.34	-	5,136,570.34	-	5,136,570.34	5,136,570.34
Department of Transportation		1004422 - AHSC INTERNATIONAL BLVD	4,433.33	-	4,433.33	-	4,433.33	4,433.33
Department of Transportation		1005026 - AC TRANSIT	268,200.00	-	268,200.00	-	268,200.00	268,200.00
Department of Transportation		1005027 - BART	27,225.00	-	27,225.00	-	27,225.00	27,225.00
Department of Transportation		1005033 - EAST BAY GREENWAY-TRAIL	(208,697.23)	-	(208,697.23)	-	(208,697.23)	(208,697.23)
Department of Transportation		1005731 - BIKE LANES ON MILK	(11,454.59)	-	(11,454.59)	-	(11,454.59)	(11,454.59)
Department of Transportation		1005906 - E. OAK-MILK Shoreline Transport	-	-	-	-	0.00	0.00
Department of Transportation		1006068 - AHSC INTERNAL PED LIGHTING-STI	55,679.79	5,197.50	55,679.79	-	55,679.79	60,877.29
Department of Transportation		1006182 - ATP 7th St. Connect	4,827.97	-	4,827.97	-	4,827.97	4,827.97
Department of Transportation		1006259 - E-Bike Lending Program	10,971.37	811,646.10	10,971.37	-	10,971.37	822,617.47
Department of Transportation		1006302 - W Oak Cmty Action Plan Impl	447,900.09	2,014,200.00	447,900.09	-	447,900.09	2,462,100.09
Department of Transportation		1006953 - BROADWAY STREETSCE IMPRVMT	2,140,362.55	-	2,140,362.55	-	2,140,362.55	2,140,362.55
Department of Transportation		1006954 - MARTIN L KING STRTSCE IMPRV	1,379,964.67	-	1,379,964.67	-	1,379,964.67	1,379,964.67
Department of Transportation		1007091 - EMBARCADERO W RL SFTY A IMPRV	6,775,426.59	-	6,775,426.59	-	6,775,426.59	6,775,426.59
Department of Transportation		1007092 - PORT & WATERFRONT CPL INFRASTR	1,142,471.62	-	1,142,471.62	-	1,142,471.62	1,142,471.62
Department of Transportation		1007151 - DOWNTOWN JLS OAKPARK MGMT	143,262.40	-	143,262.40	-	143,262.40	143,262.40
Department of Transportation		1007152 - WASHINGTON 1880 UC IMPRVMTS	32,588.59	-	32,588.59	-	32,588.59	32,588.59
Department of Transportation		1007476 - 2ND ST TRANSIT BIKE CXN	29,197.54	-	29,197.54	-	29,197.54	29,197.54
Department of Transportation		1007477 - 8TH ST CORRIDOR IMPRVMT	131,193.22	-	131,193.22	-	131,193.22	131,193.22
Department of Transportation	2159 - State of California	Other Total	17,510,123.25	2,831,043.60	17,510,123.25	-	17,510,123.25	20,341,166.85
Department of Transportation	2160 - County of Alameda	1004716 - FY18-20 ACTIVE OAKLAND	(4,348.15)	-	(4,348.15)	-	(4,348.15)	(4,348.15)
Department of Transportation		1006134 - ACTIVE AND SAFE OAKLAND	7,543.70	-	7,543.70	-	7,543.70	7,543.70
Department of Transportation	2160 - County of Alameda	Grants Total	3,195.55	-	3,195.55	-	3,195.55	3,195.55
Department of Transportation	2162 - Metro Transportation	1000982 - CITY RACKS 12 BIKE PARK PGRM	(76.00)	-	(76.00)	-	(76.00)	(76.00)
Department of Transportation		1001017 - LS&R STAIR-PATH REPAIRS	(136,007.53)	-	(136,007.53)	-	(136,007.53)	(136,007.53)
Department of Transportation		1001601 - BICYCLIST SIGNAGE PROGRAM	(7,307.64)	-	(7,307.64)	-	(7,307.64)	(7,307.64)
Department of Transportation		1004717 - BURR, WILSON, & PALMER STAIR	(55,547.07)	-	(55,547.07)	-	(55,547.07)	(55,547.07)
Department of Transportation		1005163 - TS-FOOTHILL BLVD	88.30	-	88.30	-	88.30	88.30
Department of Transportation		1005719 - OUTLOOK TO HILLMOUTH STAIRPATH	(87,060.43)	-	(87,060.43)	-	(87,060.43)	(87,060.43)
Department of Transportation		1005720 - E. 20TH STAIR PATH REHAB	(53,511.55)	-	(53,511.55)	-	(53,511.55)	(53,511.55)
Department of Transportation		1006177 - TDA LS&R STAIR-PATH REHAB	(67,798.31)	-	(67,798.31)	-	(67,798.31)	(67,798.31)
Department of Transportation	2162 - Metro Transportation	Com: TDA Total	(407,220.23)	-	(407,220.23)	-	(407,220.23)	(407,220.23)
Department of Transportation	2163 - Metro Transportation	1001013 - 7TH ST STREETScape PHASE 1	26,829.50	-	26,829.50	-	26,829.50	26,829.50
Department of Transportation	2163 - Metro Transportation	Com: Program Grant Total	26,829.50	-	26,829.50	-	26,829.50	26,829.50
Department of Transportation	2166 - Bay Area Air Quality Management District	1000982 - CITY RACKS 12 BIKE PARK PGRM	22,064.95	-	22,064.95	-	22,064.95	22,064.95
Department of Transportation		1001550 - BIKE SHARE PROGRAM	172,610.03	-	172,610.03	-	172,610.03	172,610.03
Department of Transportation	2166 - Bay Area Air Quality Management District	1003831 - JLS BROADWAY SHUTTLE 2999	534,374.59	-	534,374.59	-	534,374.59	534,374.59
Department of Transportation	2211 - Measure B: Local	1000638 - NEIGHBORHOOD TFC SAFETY PROG	-	-	-	-	-	-
Department of Transportation		1000820 - BR RETROFIT-LEIMERT	-	-	-	-	-	-
Department of Transportation		1000967 - ADELIN BRIDGE RETROFIT GRANT	-	-	-	-	-	-
Department of Transportation		1001042 - MINTCLR ANTCH CT PED IMP	-	-	-	-	-	-
Department of Transportation		1001380 - CITYWIDE EMERG RDWY REPAIR	-	-	-	-	-	-
Department of Transportation		1003349 - LS&R NEIGHBRHD TRAFFIC CALLING	-	-	-	-	-	-
Department of Transportation		1003469 - DP350 Administrative Project	2.08	-	2.08	-	2.08	2.08
Department of Transportation		1003829 - GREAT ST-PAVING RESURFACING	-	-	-	-	-	-
Department of Transportation		1003980 - E 12TH ST BIKEWAY	-	-	-	-	-	-
Department of Transportation		1004016 - HSIP 8 DOWNTOWN (151)	-	-	-	-	-	-
Department of Transportation		1004700 - HSIP CYCLE 9	-	-	-	-	-	-
Department of Transportation		1004820 - INTERSECTN. SAFETY IMPROVEMENT	-	-	-	-	-	-
Department of Transportation		1005104 - LS&R EMERG ROADWY-3 SITES	-	-	-	-	-	-
Department of Transportation		1005416 - P1000679 LS&R TRFFC SGNL MGT	-	-	-	-	-	-
Department of Transportation		1005449 - 98TH/23RD AVE	-	-	-	-	-	-
Department of Transportation	2211 - Measure B: Local	Streets & Roads Total	-	-	-	-	-	-
Department of Transportation	2212 - Measure B: Bicycle	1000707 - B&P BICYCLE PLAN IMPLEMENTATIO	2.08	-	2.08	-	2.08	2.08
Department of Transportation		1003469 - DP350 Administrative Project	-	-	-	-	-	-
Department of Transportation	2212 - Measure B: Bicycle/Pedestrian	Pass-Thru Funds Total	-	-	-	-	-	-

FY24 into FY 25 CAO Approved Project Carryforwards

DEPARTMENT NAME	Fund - Fund Desc	Proj - Proj Desc	Available P12-24	Approved Enc CF	Recommend Project CF - Phase 1	Recommended Project CF - Phase 2	Total Recommended Project CF	Total Approved Encumb CF + Project CF
Department of Transportation	2214 - ACTC Reimbursabl	1003978 - 27TH ST COMPLETE STREETS	912,099.21	363,904.70	-	-	-	363,904.70
Department of Transportation		1003980 - E 12TH ST BIKEWAY	(5,110.29)	-	-	-	-	0.00
Department of Transportation		1003981 - MACARTHUR SMART CITY	(153,485.61)	-	-	-	-	0.00
Department of Transportation		1003983 - 42ND AVE HIGH ST I-880	(3,140.08)	-	-	-	-	0.00
Department of Transportation		1004251 - 14TH AVENUE STREETSCAPE	374,349.35	-	-	-	-	0.00
Department of Transportation		1004690 - GOPORT ACT GRANT	98,612.94	16,958.38	-	-	-	16,958.38
Department of Transportation		1006302 - W Oak Cmty Action Plan Impl	1,681,426.53	20.50	-	-	-	20.50
Department of Transportation	2214 - ACTC Reimbursable Grants Total	2,904,752.05	2,904,752.05	380,883.58	-	-	-	380,883.58
Department of Transportation	2215 - Measure F - Vehicl	1003469 - DP350 Administrative Project	-	442,016.95	-	-	-	442,016.95
Department of Transportation	2215 - Measure F - Vehicle Registration Fee Total	-	-	442,016.95	-	-	-	442,016.95
Department of Transportation	2216 - Measure BB - Alant	1003469 - DP350 Administrative Project	-	2.00	-	-	-	2.00
Department of Transportation	2216 - Measure BB - Alant	1003469 - DP350 Administrative Project	-	2.00	-	-	-	2.00
Department of Transportation	2216 - Measure BB - Alameda County Transportation Commission Sales Tax Total	-	-	2.00	-	-	-	2.00
Department of Transportation	2218 - Measure BB - Loca	1000638 - NEIGHBORHOOD TFC SAFETY PROG	(161,178.85)	-	(161,178.85)	-	-	(161,178.85)
Department of Transportation		1000680 - TRAFFIC SIGNAL MANAGEMENT	2,282.11	-	2,282.11	-	-	2,282.11
Department of Transportation		1000820 - BR RETROFIT-LEIMERT	-	-	-	-	-	0.00
Department of Transportation		1000967 - ADELIN BRIDGE RETROFIT GRANT	3,211,862.21	-	3,211,862.21	-	-	3,211,862.21
Department of Transportation		1000974 - PERALTA ST. STREETSCAPE B&P LS&R	-	-	-	-	-	0.00
Department of Transportation		1001013 - 7TH ST STREETSCAPE PHASE 1	-	-	-	-	-	0.00
Department of Transportation		1001017 - LS&R STAIR-PATH REPAIRS	(58,359.58)	-	(58,359.58)	-	-	(58,359.58)
Department of Transportation		1001042 - MINTCLR ANTCH CT PED IMP	(121,536.06)	-	(121,536.06)	-	-	(121,536.06)
Department of Transportation		1001293 - LS&R CITYWIDE STREET RESURFACING	1,433.00	-	1,433.00	-	-	1,433.00
Department of Transportation		1001298 - EMBARCADERO BRIDGE REPLACEMENT	(260,956.98)	-	(260,956.98)	-	-	(260,956.98)
Department of Transportation		1001380 - CITYWIDE EMERG RDWY REPAIR	(701,377.56)	-	(701,377.56)	-	-	(701,377.56)
Department of Transportation		1001512 - LS&R GRANT MATCHING FUNDS	21,968.72	-	21,968.72	-	-	21,968.72
Department of Transportation		1001615 - LS&R AC TRANSIT BRT	524,760.00	-	-	-	-	0.00
Department of Transportation		1003203 - HSIP 7 GRANT - TELEGRAPH AVE	1,530.47	-	1,530.47	-	-	1,530.47
Department of Transportation		1003204 - HSIP 7 GRANT-MARKET SAN PABLO	73,402.72	-	73,402.72	-	-	73,402.72
Department of Transportation		1003346 - LS&R COMMUNITY TRNSPRION PLANS	(16,558.86)	-	-	-	-	0.00
Department of Transportation		1003349 - LS&R NEIGHBRHD TRAFFIC CALMING	(135,829.25)	-	-	0.34	0.34	0.34
Department of Transportation		1003469 - DP350 Administrative Project	-	126,846.68	-	-	-	126,846.68
Department of Transportation		1003829 - GREAT ST-PAVING RESURFACING	(1,153.07)	-	(1,153.07)	-	-	(1,153.07)
Department of Transportation		1003959 - 14TH ST STREETSCAPE	4,132.11	0.01	-	-	-	4,132.12
Department of Transportation		1003978 - 27TH ST COMPLETE STREETS	256,202.46	-	256,202.46	-	-	256,202.46
Department of Transportation		1003980 - E 12TH ST BIKEWAY	(54,671.99)	-	-	-	-	0.00
Department of Transportation		1004013 - HSIP 8 OAKLAND HILLS (148)	(1,755.24)	-	(1,755.24)	-	-	(1,755.24)
Department of Transportation		1004016 - HSIP 8 DOWNTOWN (151)	(51,558.13)	-	(51,558.13)	-	-	(51,558.13)
Department of Transportation		1004251 - 14TH AVENUE STREETSCAPE	-	-	-	-	-	0.00
Department of Transportation		1004387 - CROSSING TO SAFETY 501Z(156)	(167,549.50)	-	(167,549.50)	-	-	(167,549.50)
Department of Transportation		1004700 - HSIP CYCLE 9	712.59	-	712.59	-	-	712.59
Department of Transportation		1004820 - INTERSECTN. SAFETY IMPROVEMENT	(732,745.72)	-	-	-	-	0.00
Department of Transportation		1004924 - ANTIPOCH CT STREETSCAPE	19,242.92	-	-	-	-	0.00
Department of Transportation		1005104 - LS&R EMERG. ROADWAY-3 SITES	(103,171.37)	-	-	-	-	0.00
Department of Transportation		1005306 - LOCAL ROADWAY SAFETY PLAN	8,000.00	-	-	-	-	0.00
Department of Transportation		1005338 - EDGEWATER DR BRIDGE L&R	(8,260.99)	-	(8,260.99)	-	-	(8,260.99)
Department of Transportation		1005340 - COURTLAND CREEK RESTORATION	216,000.00	-	216,000.00	-	-	216,000.00
Department of Transportation		1005416 - P1000679 LS&R TRFFC SGNL MGT	(566,659.16)	-	-	-	-	0.00
Department of Transportation		1005449 - 98TH/23RD AVE	-	-	-	-	-	0.00
Department of Transportation		1006131 - Sideshow Prevention Pilot	284,311.64	-	284,311.64	-	-	284,311.64
Department of Transportation		1006132 - Violence Prevention Support	-	27,608.95	-	-	-	27,608.95
Department of Transportation		1006133 - Cou Earmk Traffic Safety	819,414.74	-	816,447.60	-	-	816,447.60
Department of Transportation		1006186 - HSIP @ 7 Intersections	(7,590.54)	-	(7,590.54)	-	-	(7,590.54)
Department of Transportation		1006187 - HSIP 14th St-Mandela & Adeline	(22,008.07)	-	(22,008.07)	-	-	(22,008.07)
Department of Transportation		1006280 - Oak Chinatown Complete Street	-	-	-	-	-	0.00
Department of Transportation		1006302 - W Oak Cmty Action Plan Impl	24,278.20	648.00	24,278.20	-	-	24,926.20
Department of Transportation		1006357 - COUSEUM BART TO BAY TRAIL	162.50	16,042.10	-	-	-	16,042.10
Department of Transportation		1006632 - CONTRACTING SUPPORT FOR GRANTS	62,547.99	-	-	-	-	0.00
Department of Transportation		1007010 - Safe Streets Ped & Safety	(104,874.95)	-	(104,874.95)	-	-	(104,874.95)
Department of Transportation		1007112 - COU EARMARK SAFETY FY23-25	800,000.00	-	800,000.00	-	-	800,000.00
Department of Transportation		1007115 - SIDESHOW PREVENTION FY23-25	337,941.61	-	337,942.00	-	-	337,942.00
Department of Transportation		1007351 - LAMIMPS PHASE 2 RICHARD RD-SEMI	4,000.00	-	4,000.00	-	-	4,000.00

DEPARTMENT NAME	Fund - Fund Desc	Proj - Proj Desc	Available P12-24	Approved Enc CF	Recommend Project CF - Phase 1	Recommended Project CF - Phase 2	Total Recommended Project CF	Total Approved Encumb CF + Project CF
Department of Transportation	2218 - Measure BB - Local Streets and Roads Total		3,396,390.12	171,145.74	1,843,504.06	2,544,842.59	4,388,346.65	4,559,492.39
Department of Transportation	2219 - Measure BB - Bike	1000707 - B&P BICYCLE PLAN IMPLEMENTATIO	88,130.57	30.32	88,130.57	-	88,130.57	88,160.89
Department of Transportation		1003469 - DP350 Administrative Project	-	40,686.44	-	-	-	40,686.44
Department of Transportation		1004832 - SCOOTER SHARE PROGRAM	122,331.79	-	-	-	-	0.00
Department of Transportation		1005118 - BICYCLE & PEDESTRIAN PROGRAMS	72,920.22	517.52	-	72,042.30	72,042.30	72,559.82
Department of Transportation		1005415 - P1000644 B&P PED PLAN IMPLMNTN	230,420.11	-	-	-	-	0.00
Department of Transportation		1005417 - P1000714 CITY SIDEWALK REPAIR	-	-	113,873.71	-	113,873.71	113,873.71
Department of Transportation		1006177 - TDA LS&R STAIR-PATH REHAB	14,260.19	-	-	-	-	0.00
Department of Transportation		1006302 - W Oak Cmty Action Plan Impl	20,372.39	-	20,372.39	-	20,372.39	20,372.39
Department of Transportation	2219 - Measure BB - Bike and Pedestrian Total		662,308.98	41,234.28	88,130.57	206,288.40	294,418.97	335,653.25
Department of Transportation	2230 - State Gas Tax	1001293 - LS&R CITYWIDE STREET RESURFACING	8,567.00	-	8,567.00	-	8,567.00	8,567.00
Department of Transportation		1003469 - DP350 Administrative Project	538,579.85	-	-	-	-	538,579.85
Department of Transportation		1005829 - GREAT ST-PAVING RESURFACING	186,722.80	607.03	-	186,722.80	186,722.80	187,329.83
Department of Transportation		1005723 - DWNTWN ADMS PT PYWINT REH	522.88	477.12	-	522.88	522.88	1,000.00
Department of Transportation		1006338 - CW PVMNT REHAB 2022B	3,000.00	-	3,000.00	-	3,000.00	3,000.00
Department of Transportation	2230 - State Gas Tax Total		198,812.68	539,664.00	11,567.00	187,245.68	198,812.68	738,476.68
Department of Transportation	2232 - Gas Tax RMRA	1000022 - DPCCO Administrative Project	-	-	-	-	-	0.00
Department of Transportation		1001011 - PRIVATE PROP SIDEWALK REPAIR	1,026,532.43	-	-	-	-	0.00
Department of Transportation		1003336 - DOT OVERHEAD CLEARING	18,186.89	899.44	-	-	-	899.44
Department of Transportation		1003469 - DP350 Administrative Project	-	389,861.55	-	-	-	389,861.55
Department of Transportation		1005418 - P1000981 LS&R CURB RAMP- BB	(4,779.03)	-	-	-	-	0.00
Department of Transportation		1005983 - High Priority Traffic Calming	(129,190.82)	-	-	-	-	0.00
Department of Transportation		1006259 - E-Bike Lending Program	100,000.00	-	-	100,000.00	100,000.00	100,000.00
Department of Transportation	2232 - Gas Tax RMRA Total		1,010,749.47	390,760.99	100,000.00	100,000.00	100,000.00	490,760.99
Department of Transportation	2244 - Measure Q - Parks	1004880 - SAN ANTONIO PARK IMPROV - CDBG	-	-	-	-	-	0.00
Department of Transportation	2244 - Measure Q - Parks & Recreation Preservation, Litter Reduction, and Homelessness Sup		-	-	-	-	-	0.00
Department of Transportation	2310 - Lighting and Lands	1003469 - DP350 Administrative Project	-	10,683.48	-	-	10,683.48	10,683.48
Department of Transportation	2310 - Lighting and Landscape Assessment District Total		-	10,683.48	-	-	10,683.48	10,683.48
Department of Transportation	2332 - Gateway Industria	1003469 - DP350 Administrative Project	-	-	-	-	-	0.00
Department of Transportation		1004284 - OAB CFD NO. 2015-1 GATEWAY	3,488.75	-	-	-	-	0.00
Department of Transportation	2332 - Gateway Industrial Park Total		3,488.75	-	-	-	-	0.00
Department of Transportation	2415 - Development Serv	1000652 - RIGHT OF WAY INSPECTIONS 2415	3,076,545.60	9,470.89	-	-	-	9,470.89
Department of Transportation		1001011 - PRIVATE PROP SIDEWALK REPAIR	38,222.00	-	-	-	-	0.00
Department of Transportation		1001170 - ENGINEERING SERVICES	2,252,195.68	99,823.19	-	-	-	99,823.19
Department of Transportation		1001230 - TRAFFIC CONTROL PLAN REVIEW	(13,314.34)	-	-	-	-	0.00
Department of Transportation		1001357 - TRAFFIC SIGNAL AT 5TH-EMBRCDRO	350,000.00	-	-	-	-	0.00
Department of Transportation		1003469 - DP350 Administrative Project	-	155.76	-	-	-	155.76
Department of Transportation		1003971 - TECH ENHANCEMENT AND REC MGMT	2,291,554.81	14,983.50	2,291,554.81	-	2,291,554.81	2,306,538.31
Department of Transportation		1005173 - CIP PPM SYSTEM	37,445.00	-	-	-	-	37,445.00
Department of Transportation		1005511 - ON CALL PLAN REVIEW	1,268,235.96	38,556.25	1,268,235.96	-	1,268,235.96	1,306,792.21
Department of Transportation		1006280 - Oak Chinatown Complete Street	-	-	-	-	-	0.00
Department of Transportation	2415 - Development Service Fund Total		9,263,439.71	200,434.59	1,618,235.96	2,291,554.81	3,909,790.77	4,110,225.36
Department of Transportation	2416 - Traffic Safety Fund	1003469 - DP350 Administrative Project	-	2,261.90	-	-	-	2,261.90
Department of Transportation	2416 - Traffic Safety Fund Total		-	2,261.90	-	-	-	2,261.90
Department of Transportation	2420 - Transportation Im	1003469 - DP350 Administrative Project	-	-	-	-	-	0.00
Department of Transportation		1004646 - TIF TRANSPORTATION	5,152.00	-	-	5,152.00	5,152.00	5,152.00
Department of Transportation		1006225 - Garfield Elementary Ped Impr	419,269.30	-	-	-	419,269.30	419,269.30
Department of Transportation		1006300 - Impr 24th Harrison Bay 27th	1,367,212.87	-	1,367,212.87	-	1,367,212.87	1,367,212.87
Department of Transportation	2420 - Transportation Impact Fee Total		1,791,634.17	-	1,786,482.17	5,152.00	1,791,634.17	1,791,634.17

DEPARTMENT NAME	Fund - Fund Desc	Proj - Proj Desc	Available P12-24	Approved Enc CF	Recommend Project CF - Phase 1	Recommended Project CF - Phase 2	Total Recommended Project CF	Total Approved Enc CF + Project CF
Department of Transportation	2999 - Miscellaneous Gra	1000976 - BUS RAPID TRANSIT	(9,299.19)	-	(9,299.19)	-	(9,299.19)	(9,299.19)
Department of Transportation	1001550 - BIKE SHARE PROGRAM	81.98	81.98	-	81.98	-	81.98	81.98
Department of Transportation	1003211 - 19TH ST BART TO LAKE MERRITT	725,250.00	725,250.00	-	725,250.00	-	725,250.00	725,250.00
Department of Transportation	1003831 - JLS BROADWAY SHUTTLE 2999	4,509.54	4,509.54	-	4,509.54	-	4,509.54	4,509.54
Department of Transportation	1004404 - UTILITY CONDUITS TO ST. POLES	112,000.00	112,000.00	-	112,000.00	-	112,000.00	112,000.00
Department of Transportation	1004924 - ANTIOCH CT STREETSCAPE	13,522.21	13,522.21	-	13,522.21	-	13,522.21	13,522.21
Department of Transportation	2999 - Miscellaneous Grants Total	846,064.54	846,064.54	-	846,064.54	-	846,064.54	846,064.54
Department of Transportation	3100 - Sewer Service Fun	1003469 - DP350 Administrative Project	(980.04)	2,288.76	-	-	-	2,288.76
Department of Transportation	1004806 - SS REHAB SUBBASIN 83-001	(980.04)	(980.04)	-	-	-	-	0.00
Department of Transportation	1004807 - SS REHAB SUBBASIN 83-102	(2,639.47)	(2,639.47)	-	-	-	-	0.00
Department of Transportation	1005874 - SS REHAB SUB-BASIN 83-404 PH1	(9,946.33)	(9,946.33)	-	-	-	-	0.00
Department of Transportation	3100 - Sewer Service Fund Total	(13,565.84)	(13,565.84)	2,288.76	-	-	-	2,288.76
Department of Transportation	5330 - Measure KK: Infras	1003203 - HSIP 7 GRANT - TELEGRAPH AVE	34,574.42	-	34,574.42	-	34,574.42	34,574.42
Department of Transportation	1003349 - LS&R NEIGHBRD TRAFFIC CALMING	-	-	-	-	-	-	0.00
Department of Transportation	1004014 - HSIP 8 FRUITVALE AVE (149)	5,108.87	5,108.87	-	5,108.87	-	5,108.87	5,108.87
Department of Transportation	1004387 - CROSSING TO SAFETY 5012(156)	22,500.10	22,500.10	-	22,500.10	-	22,500.10	22,500.10
Department of Transportation	1005420 - P1001299 LS&R CITY ST RESURFACING	9,493.80	9,493.80	-	9,493.80	-	9,493.80	9,493.80
Department of Transportation	5330 - Measure KK: Infrastructure and Affordable Housing Total	71,677.19	71,677.19	-	62,183.39	9,493.80	71,677.19	71,677.19
Department of Transportation	5332 - Measure KK: Infras	1003203 - HSIP 7 GRANT - TELEGRAPH AVE	(45,706.46)	-	(45,706.46)	-	(45,706.46)	(45,706.46)
Department of Transportation	1003204 - HSIP 7 GRANT-MARKET SAN PABLO	(3,744.17)	(3,744.17)	-	(3,744.17)	-	(3,744.17)	(3,744.17)
Department of Transportation	1003211 - 19TH ST BART TO LAKE MERRITT	(7,438.10)	(7,438.10)	-	(7,438.10)	-	(7,438.10)	(7,438.10)
Department of Transportation	1003829 - GREAT ST-PAVING RESURFACING	(1,085,497.25)	(1,085,497.25)	-	(1,085,497.25)	-	(1,085,497.25)	(1,085,497.25)
Department of Transportation	1003890 - WIDA VOS TECH 2195	(664.12)	(664.12)	-	(664.12)	-	(664.12)	(664.12)
Department of Transportation	1003981 - MACARTHUR SMART CITY	36,933.02	36,933.02	-	36,933.02	-	36,933.02	36,933.02
Department of Transportation	1003983 - 42ND AVE HIGH ST L-880	(324,514.07)	(324,514.07)	-	(324,514.07)	-	(324,514.07)	(324,514.07)
Department of Transportation	1004012 - HSIP 8 BANCROFT AVE (147)	37,827.92	37,827.92	-	37,827.92	-	37,827.92	37,827.92
Department of Transportation	1004014 - HSIP 8 FRUITVALE AVE (149)	(11,949.26)	(11,949.26)	-	(11,949.26)	-	(11,949.26)	(11,949.26)
Department of Transportation	1004519 - CURB RMP & SIDEWALK RPR FY18-20	(82,481.74)	(82,481.74)	-	(82,481.74)	-	(82,481.74)	(82,481.74)
Department of Transportation	1004787 - LOWER PARK BLVD PROJECT	(134,074.22)	(134,074.22)	-	(134,074.22)	-	(134,074.22)	(134,074.22)
Department of Transportation	1005009 - TELEGRAPH AVE. PAVING PROJECT	367.79	367.79	-	367.79	-	367.79	367.79
Department of Transportation	1005017 - UTILITY COST SHARE PAVING PROJ	(29,451.25)	(29,451.25)	-	(29,451.25)	-	(29,451.25)	(29,451.25)
Department of Transportation	1005033 - EAST BAY GREENWAY-TRAIL	1,074,991.74	1,074,991.74	-	1,074,991.74	-	1,074,991.74	1,074,991.74
Department of Transportation	1005314 - LAKESIDE DRIVE PAVING PROJ	(92,307.75)	(92,307.75)	-	(92,307.75)	-	(92,307.75)	(92,307.75)
Department of Transportation	1005369 - 2021 OAKLAND HILLS ST. REHAB	(225,287.93)	(225,287.93)	-	(225,287.93)	-	(225,287.93)	(225,287.93)
Department of Transportation	1005420 - P1001299 LS&R CITY ST RESURFACING	(9,493.80)	(9,493.80)	-	(9,493.80)	-	(9,493.80)	(9,493.80)
Department of Transportation	1005442 - CW GR8SW 20-22 B	(159,100.91)	(159,100.91)	-	(159,100.91)	-	(159,100.91)	(159,100.91)
Department of Transportation	1005461 - HSIP 9 RRFB	(6,164.11)	(6,164.11)	-	(6,164.11)	-	(6,164.11)	(6,164.11)
Department of Transportation	1005698 - TRASH CTR DVCS PAY CORRIDORS	(3,104.66)	(3,104.66)	-	(3,104.66)	-	(3,104.66)	(3,104.66)
Department of Transportation	1005723 - DWNTWN ADMS PT PVMINT REH	88,863.38	88,863.38	-	88,863.38	-	88,863.38	88,863.38
Department of Transportation	1006119 - 73rd Ave Connect to Transit	(1,857.57)	(1,857.57)	-	(1,857.57)	-	(1,857.57)	(1,857.57)
Department of Transportation	5332 - Measure KK: Infrastructure Series 2020B-1 (Tax Exempt) Total	(983,853.52)	(983,853.52)	-	(1,183,262.41)	1,183,262.41	991,293.86	991,293.86
Department of Transportation	5335 - Measure KK: Infras	1000638 - NEIGHBORHOOD TFC SAFETY PROG	(1,123,647.77)	-	(1,123,647.77)	-	(1,123,647.77)	(1,123,647.77)
Department of Transportation	1003203 - HSIP 7 GRANT - TELEGRAPH AVE	(82,759.91)	(82,759.91)	-	(82,759.91)	-	(82,759.91)	(82,759.91)
Department of Transportation	1003211 - 19TH ST BART TO LAKE MERRITT	(15,942.28)	(15,942.28)	-	(15,942.28)	-	(15,942.28)	(15,942.28)
Department of Transportation	1003233 - ATP CYCLE 2 TELEGRAPH-GRANT	(48,129.39)	(48,129.39)	-	(48,129.39)	-	(48,129.39)	(48,129.39)
Department of Transportation	1003349 - LS&R NEIGHBRD TRAFFIC CALMING	(12,730.56)	(12,730.56)	-	(12,730.56)	-	(12,730.56)	(12,730.56)
Department of Transportation	1003829 - GREAT ST-PAVING RESURFACING	(8,008,577.51)	(8,008,577.51)	-	(8,008,577.51)	-	(8,008,577.51)	(8,008,577.51)
Department of Transportation	1003959 - 14TH ST STREETSCAPE	(53,423.71)	(53,423.71)	-	(53,423.71)	-	(53,423.71)	(53,423.71)
Department of Transportation	1003983 - 42ND AVE HIGH ST L-880	(466,081.96)	(466,081.96)	-	(466,081.96)	-	(466,081.96)	(466,081.96)
Department of Transportation	1004352 - OAK A S HOWARD SITE PEP 5999	-	-	-	-	-	-	0.00
Department of Transportation	1004411 - MIKK 5330 ACCOUNTING SERVICES	(239,302.35)	(239,302.35)	-	(239,302.35)	-	(239,302.35)	(239,302.35)
Department of Transportation	1004419 - PAVEMNT REHAB 2019-2	(80,872.54)	(80,872.54)	-	(80,872.54)	-	(80,872.54)	(80,872.54)
Department of Transportation	1004700 - HSIP CYCLE 9	(156,282.04)	(156,282.04)	-	(156,282.04)	-	(156,282.04)	(156,282.04)
Department of Transportation	1004787 - LOWER PARK BLVD PROJECT	(8,902.71)	(8,902.71)	-	(8,902.71)	-	(8,902.71)	(8,902.71)
Department of Transportation	1004836 - LAKESIDE FAMILY STREETS LS&R	(93,744.69)	(93,744.69)	-	(93,744.69)	-	(93,744.69)	(93,744.69)
Department of Transportation	1004854 - FIRE STATION 29 - NEW STATION	50,000.00	50,000.00	-	50,000.00	-	50,000.00	50,000.00
Department of Transportation	1004912 - BROADWAY TRANSIT & PAVING	(3,662.38)	(3,662.38)	-	(3,662.38)	-	(3,662.38)	(3,662.38)
Department of Transportation	1004947 - OAKLAND LSR PAVING PROGRAM	(29,345.70)	(29,345.70)	-	(29,345.70)	-	(29,345.70)	(29,345.70)
Department of Transportation	1005009 - TELEGRAPH AVE. PAVING PROJECT	(21,167.45)	(21,167.45)	-	(21,167.45)	-	(21,167.45)	(21,167.45)
Department of Transportation	1005017 - UTILITY COST SHARE PAVING PROJ	(63,297.11)	(63,297.11)	-	(63,297.11)	-	(63,297.11)	(63,297.11)
Department of Transportation	1005033 - EAST BAY GREENWAY-TRAIL	(73,555.24)	(73,555.24)	-	(73,555.24)	-	(73,555.24)	(73,555.24)

FY24 into FY 25 CAO Approved Project Carryforwards

DEPARTMENT NAME	Fund - Fund Desc	Proj - Proj Desc	Available P12-24	Approved Enc CF	Recommend Project CF- Phase 1	Recommended Project CF - Phase 2	Total Recommended Project CF	Total Approved Encumb CF + Project CF
Department of Transportation	5335 - Measure KK: Infrast	1005120 - CURB RMP & SIDEWALK RPR 2020-22	(11,475.70)	-	-	-	-	0.00
Department of Transportation		1005163 - TS-FOOTHILL BLVD	-	-	-	-	-	0.00
Department of Transportation		1005310 - NIRTH OKLAND LCL ST REHAB	-	-	-	-	-	0.00
Department of Transportation		1005312 - EASTLK LCL ST REHAB	-	-	-	-	-	0.00
Department of Transportation		1005314 - LAKESIDE DR PYNG PROJ	(132,070.81)	-	-	-	-	0.00
Department of Transportation		1005369 - 2021 OAKLAND HILLS ST. REHAB	(75,384.98)	-	-	-	-	0.00
Department of Transportation		1005417 - P1000714 CITY SIDEWALK REPAIR	(1,566,582.86)	-	-	-	-	0.00
Department of Transportation		1005419 - P1001172 ADA CURB RAMP 30 YRS	(602,875.26)	-	-	-	-	0.00
Department of Transportation		1005420 - P1001293 LS&R CITY ST RESURFACING	(1,874,325.37)	-	-	-	-	0.00
Department of Transportation		1005438 - BANCROFT-HIGH-73RD AV PAV PROJ	(157,699.38)	-	-	-	-	0.00
Department of Transportation		1005442 - CW CR&SW 20-22 B	(82,415.41)	-	(82,415.41)	-	(82,415.41)	(82,415.41)
Department of Transportation		1005443 - CW CR&SW 20-22 C	42,001.25	-	42,001.25	-	42,001.25	42,001.25
Department of Transportation		1005512 - WEST OAKLAND MUR ST. PAV. 2021	-	-	-	-	-	0.00
Department of Transportation		1005520 - LOCL ST STRIPING & SIGNG	(18,156.57)	-	(18,156.57)	-	(18,156.57)	(18,156.57)
Department of Transportation		1005723 - DWNTWN ADMS PT PVMINT REH	-	-	-	-	-	0.00
Department of Transportation		1005763 - OC SHVNG FOR SDWLK DISPLCMNT	(53,759.99)	-	-	-	-	0.00
Department of Transportation		1005770 - EBMIUD JOINT PYNG ALLINDL-FFX	(4,920.65)	-	-	-	-	0.00
Department of Transportation		1006104 - CW PVMINT REHAB 2021B	-	-	-	-	-	0.00
Department of Transportation		1006106 - CW CRB RMP&S & SDWLK PYNG 2021	71,530.91	-	71,530.91	-	71,530.91	71,530.91
Department of Transportation		1006119 - 73rd Ave Connect to Transit	(162,206.73)	-	(162,206.73)	-	(162,206.73)	(162,206.73)
Department of Transportation		1006182 - ATP 7th St. Connect	382,898.62	-	382,898.62	-	382,898.62	382,898.62
Department of Transportation		1006205 - Inter Term Coliseum BART	(109,645.62)	-	(109,645.62)	-	(109,645.62)	(109,645.62)
Department of Transportation		1006217 - 8th St Traffic Calming	(24,512.90)	-	-	-	-	0.00
Department of Transportation		1006218 - LOUISE-UNION-POPLAR ST. REHAB.	(104,202.52)	-	-	-	-	0.00
Department of Transportation		1006255 - WOOD ST PYMINT REHAB	(20,941.30)	-	-	-	-	0.00
Department of Transportation		1006266 - MLK 52ND ST PAVING	(21,813.09)	-	-	-	-	0.00
Department of Transportation		1006298 - CITYWIDE CURB RAMPS FOR PAVING	-	-	-	-	-	0.00
Department of Transportation		1006302 - W Oak Cmty Action Plan Impl	234,434.45	5,670.00	-	-	5,670.00	5,670.00
Department of Transportation		1006308 - CTYWD CURB RAMPS RPR 22-24	(1,251.16)	-	(1,251.16)	-	(1,251.16)	(1,251.16)
Department of Transportation		1006309 - 3YP 2022 LCL ST. REHAB	(298,098.98)	69.85	-	-	69.85	69.85
Department of Transportation		1006337 - CW PVMINT REHAB 2022A	-	-	-	-	-	0.00
Department of Transportation		1006489 - TELGRPH AV CSP-52ND ST CITY LMT	(2,709.76)	-	(2,709.76)	-	(2,709.76)	(2,709.76)
Department of Transportation		1006513 - CITY TRS & ETBLE SIDEWALK 2023	(18,703.88)	-	(18,703.88)	-	(18,703.88)	(18,703.88)
Department of Transportation		1006516 - SWINRY AVE FOOTHILL BLVD	(83,311.20)	-	(83,311.20)	-	(83,311.20)	(83,311.20)
Department of Transportation		1006569 - 5YP EBMIUD COST SHARE PAVING IV	(70,679.72)	-	-	-	-	0.00
Department of Transportation		1006572 - ATP 7TH ST & EONBR	590,602.55	399,187.66	590,602.55	-	989,790.21	989,790.21
Department of Transportation		1006578 - CLSM-ARPR LOC-ST:PAV:22	(99,401.32)	-	-	-	-	0.00
Department of Transportation		1006598 - 5YP LOCAL STREETS REHAB.	(211,199.09)	-	-	-	-	0.00
Department of Transportation		1006633 - LCL ST DSGN CTYWD PVMINT RHBLT	(138,339.30)	-	-	-	-	0.00
Department of Transportation		1006973 - 2023-24 CLISM IND. ST PVMINT REH	69,569.66	407,810.79	69,569.66	-	69,569.66	477,380.45
Department of Transportation		1006999 - M52023 DOWNTOWN STREETS	(70,636.24)	-	(70,636.24)	-	(70,636.24)	(70,636.24)
Department of Transportation		1007066 - EAST OAKLAND HILLS-2023 C	(488.22)	-	(488.22)	-	(488.22)	(488.22)
Department of Transportation		1007067 - NORTH OAKLAND HILLS- 2023 E	(43,986.82)	-	(43,986.82)	-	(43,986.82)	(43,986.82)
Department of Transportation		5335 - Measure KK: Infrastructure Series 2022C-1 (Tax Exempt) Total	(15,201,922.57)	819,780.25	(865,013.28)	-	(865,013.28)	(45,233.03)

DEPARTMENT NAME	Fund - Fund Desc	Proj - Proj Desc	Available P12-24	Approved Enc CF	Recommend Project CF- Phase 1	Recommended Project CF - Phase 2	Total Recommended Project CF	Total Approved Encumb CF + Project CF
Department of Transportation	5337 - Measure	KK: Serie 1000820 - BR RETROFIT-LEIMERT	(113,844.77)	-	(113,844.77)	-	(113,844.77)	(113,844.77)
Department of Transportation	1003233 - ATP CYCLE 2	TELEGRAPH-GRANT	(75,632.43)	-	(75,632.43)	-	(75,632.43)	(75,632.43)
Department of Transportation	1004836 - LAKESIDE FAMILY STREETS LS&R		626,396.10	-	626,396.10	-	626,396.10	626,396.10
Department of Transportation	1005420 - P1001293 LS&R	CITY ST RESURFACING	(14,028.18)	-	-	(14,028.18)	(14,028.18)	(14,028.18)
Department of Transportation	1006103 - CW PVMINT	REHAB 2021A	(90,472.16)	-	(90,472.16)	-	(90,472.16)	(90,472.16)
Department of Transportation	1006489 - TELGRPH AV	CSP-52ND ST CITY LIMIT	(13,060.38)	-	(13,060.38)	-	(13,060.38)	(13,060.38)
Department of Transportation	1006985 - 5YP CLVIND	HGHTS LCL ST. RHB.	(26,148.20)	-	(26,148.20)	-	(26,148.20)	(26,148.20)
Department of Transportation	1007238 - 5YP EASTLAKE	LCL ST REHAB	(3,252.93)	-	(3,252.93)	-	(3,252.93)	(3,252.93)
Department of Transportation	1007351 - LAMMPS	PHASE 2, RICHARD RD-SEMI	615,000.00	-	615,000.00	-	615,000.00	615,000.00
Department of Transportation	5337 - Measure KK: Series 2023 GOB Total		904,957.05	-	918,985.23	(14,028.18)	904,957.05	904,957.05
Department of Transportation	5610 - Central District Prt	1000131 - SAN PABLO STSCPE 5610-C194977	1,333.49	-	1,333.49	-	1,333.49	1,333.49
Department of Transportation	5610 - Central District Projects Total		1,333.49	-	1,333.49	-	1,333.49	1,333.49
Department of Transportation	5613 - Central District: Tj	1000842 - CENTRAL DIST PARKG FAC IMPROV	222,917.29	-	222,917.29	-	222,917.29	222,917.29
Department of Transportation	5613 - Central District: Tj	1001617 - CITY CENTER WEST GARAGE	9,768.46	-	-	-	-	0.00
Department of Transportation	5613 - Central District: TA Bonds Series 2009T Total		232,685.75	-	222,917.29	-	222,917.29	222,917.29
Department of Transportation	5999 - Miscellaneous Cap	1003826 - 12th ST. PARCEL ENA 5999	(594.85)	-	-	-	-	0.00
Department of Transportation	5999 - Miscellaneous Capital Projects Total		(1,519,976.87)	5,236.72	-	-	-	5,236.72
Department of Transportation	7760 - Grant Clearing	1000689 - PWA DESIGN - ADMINISTRATION	(3,808,875.98)	-	-	-	-	0.00
Department of Transportation	1003336 - DOT OVERHEAD CLEARING		1,483.35	40,081.80	-	-	-	40,081.80
Department of Transportation	1003340 - DOT PROJ CLEARING		-	-	-	-	-	0.00
Department of Transportation	7760 - Grant Clearing Total		(3,807,392.63)	40,081.80	-	-	-	40,081.80
Department of Transportation	Department of Transportation Total		18,603,187.30	6,298,846.69	24,623,463.39	6,822,068.02	31,445,531.41	37,744,378.10

FY24 into FY 25 CAO Approved Project Carryforwards

DEPARTMENT NAME	Fund - Fund Desc	Proj - Proj Desc	Available P12-24	Approved Enc CF	Recommend Project CF- Phase 1	Recommended Project CF- Phase 2	Total Recommended Project CF	Total Approved Encumb CF + Project CF
Department of Violence Prevention	1010 - General Fund: Ger	1003738 - DP700 Administrative Project	-	12,020.33	-	-	-	12,020.33
Department of Violence Prevention	1004368 - Urban Strategies Cncl-DVP Consl		74.21	-	-	-	-	0.00
Department of Violence Prevention	1005653 - GPF 22-23 CONTRACT GV EMPLOYMENT		25,228.29	-	-	-	-	0.00
Department of Violence Prevention	1005660 - MZ21-22 CONTRACT CMTY HEALING		-	35,987.00	-	-	-	35,987.00
Department of Violence Prevention	1005661 - GPF 22-23 CONTRACT CMTY HEALING		-	49,425.43	-	-	-	49,425.43
Department of Violence Prevention	1006041 - City Council Community Grants		100,607.28	-	-	-	-	0.00
Department of Violence Prevention	1006367 - Reimagining Public Safety		1,758,394.92	-	-	-	-	0.00
Department of Violence Prevention	1006423 - RIPS 22-23 School Vp		15,015.16	-	-	-	-	0.00
Department of Violence Prevention	1006424 - RIPS 22-23 GBV Crisis Response		-	-	-	-	-	0.00
Department of Violence Prevention	1006425 - RIPS 22-23 GBV Housing		-	-	-	-	-	0.00
Department of Violence Prevention	1006426 - RIPS 22-23 GBV W/rap Around S.		-	-	-	-	-	0.00
Department of Violence Prevention	1006427 - RIPS 22-23 Comm. Healing NCT		4,118.58	-	-	-	-	4,118.58
Department of Violence Prevention	1006428 - RIPS 22-23 Comm. Healing TN		-	-	-	-	-	0.00
Department of Violence Prevention	1006429 - RIPS 22-23 Comm. Healing R.Act		-	-	-	-	-	0.00
Department of Violence Prevention	1006430 - RIP 22-23 Comm. Healing T. S.		-	20,985.11	-	-	-	20,985.11
Department of Violence Prevention	1006431 - RIP 22-23 Comm. Healing CB&MG		-	40,081.10	-	-	-	40,081.10
Department of Violence Prevention	1006478 - Community Youth Dev. Mentor.		9,760.80	-	-	-	-	43,290.78
Department of Violence Prevention	1006493 - RIPS 22-23 GV Youth Employ		-	-	-	-	-	0.00
Department of Violence Prevention	1006494 - RIPS 22-23 GV Adult Employment		-	-	-	-	-	0.00
Department of Violence Prevention	1006518 - DVP Infrastructure		14,123.98	4,099.21	-	-	-	4,099.21
Department of Violence Prevention	1006820 - RIPS 23-24 CAPACITY BUILDING		34,251.09	-	-	-	-	0.00
Department of Violence Prevention	1006821 - RIPS 23-24 COMM. HEALING CB&MG		-	19,416.06	-	-	-	19,416.06
Department of Violence Prevention	1006822 - RIPS 23-24 COMM. HEALING NCT		-	-	-	-	-	0.00
Department of Violence Prevention	1006823 - RIPS 23-24 COMM. HEALING RACT		-	-	-	-	-	0.00
Department of Violence Prevention	1006826 - RIPS 23-24 SCHOOL VIP		-	113,813.19	-	-	-	113,813.19
Department of Violence Prevention	1006828 - RIPS 23-24 GV ADULT EMPLOYMENT		-	-	-	-	-	0.00
Department of Violence Prevention	1006829 - RIPS 23-24 GBV CRISIS RESPONSE		-	62,500.00	-	-	-	62,500.00
Department of Violence Prevention	1006830 - RIPS 23-24 GBV HOUSING		-	-	-	-	-	0.00
Department of Violence Prevention	1006831 - RIPS 23-24 GBV WRAP AROUND S.		-	136,385.72	-	-	-	136,385.72
Department of Violence Prevention	1007121 - GBV SEX TRAFFICKING		300,000.00	-	-	-	-	0.00
Department of Violence Prevention	1007245 - GROUP AND GUN VIOLENCE		-	-	-	-	-	0.00
Department of Violence Prevention	1007417 - CH HEALING RACT		59,999.00	1.00	-	-	-	0.00
Department of Violence Prevention	1007418 - CH NBHD AND CMTY TEAMS		138,570.68	1.00	-	-	-	1.00
Department of Violence Prevention	1007419 - CH THERAPEUTIC SUPPORT		16,667.00	-	-	-	-	0.00
Department of Violence Prevention	1007420 - CH TOWN NIGHTS		2,180.68	9.00	-	-	-	9.00
Department of Violence Prevention	1007424 - GBV EMPLOYMENT		-	70,000.00	-	-	-	70,000.00
Department of Violence Prevention	1007435 - GV VIOLENCE INTERRUPTION		19,000.00	-	-	-	-	0.00
Department of Violence Prevention	1007437 - GV YOUTH EMPLOYMENT		-	-	-	-	-	0.00
Department of Violence Prevention	1010 - General Fund: General Purpose Total		2,493,873.09	612,133.51	0.16	0.16	0.16	612,133.51
Department of Violence Prevention	2071 - CARES Act Relief F	1005404 - CARES Community Health	0.16	-	-	-	-	0.16
Department of Violence Prevention	2108 - HUD-CDBG	1005885 - DVP-CDBG FUNDING	-	-	-	-	-	0.00
Department of Violence Prevention	2108 - HUD-CDBG Total		-	-	-	-	-	0.00
Department of Violence Prevention	2112 - Department of Jus	1005116 - HSD-OJDP-2nd Chance Act	(12,354.45)	-	(12,354.45)	-	(12,354.45)	(12,354.45)
Department of Violence Prevention	1005974 - CORONAVIRUS EMERGENCY FUNDING		8,150.00	-	8,150.00	-	8,150.00	8,150.00
Department of Violence Prevention	1006291 - BCJL 21-24		54,532.71	-	54,532.71	-	54,532.71	54,532.71
Department of Violence Prevention	1006521 - Byrne 2023-2024		46,384.16	-	46,384.16	-	46,384.16	46,384.16
Department of Violence Prevention	1007408 - OJDP FY23 ENHANCE SCHOOL CAP		532,149.28	406,748.70	532,149.28	-	532,149.28	938,897.98
Department of Violence Prevention	2112 - Department of Justice Total		628,861.70	406,748.70	628,861.70	-	628,861.70	1,035,610.40
Department of Violence Prevention	2152 - California Board of	1004504 - CDCR GSW 20-21	2,367.69	-	2,367.69	-	2,367.69	2,367.69
Department of Violence Prevention	1004505 - CDCR GSW 20-21 CALTRANS		38,454.00	-	38,454.00	-	38,454.00	38,454.00
Department of Violence Prevention	1005670 - CDCR GSW 22-23		2,615.16	53,522.38	2,615.16	-	2,615.16	56,137.54
Department of Violence Prevention	1005671 - CDCR GSW 21-22 CALTRANS		1,302,912.00	-	1,302,912.00	-	1,302,912.00	1,302,912.00
Department of Violence Prevention	1005672 - CDCR GSW 22-23 CALTRANS		-	524,784.00	-	-	-	524,784.00
Department of Violence Prevention	1005673 - DVP-CAL VIP 2021		50,945.66	102,878.45	50,945.66	-	50,945.66	153,824.11
Department of Violence Prevention	1005675 - CDCR GSW 21-22		31,792.42	-	31,792.42	-	31,792.42	31,792.42
Department of Violence Prevention	1006525 - CALVIP 22-25		3,250,884.02	382,256.92	3,250,884.02	-	3,250,884.02	3,633,142.94
Department of Violence Prevention	1006819 - CDCR GSW 23-24		-	-	-	-	-	0.00
Department of Violence Prevention	1007406 - CALVIP FY23-25 MENTAL HEALTH		9,174.00	-	9,174.00	-	9,174.00	9,174.00
Department of Violence Prevention	2152 - California Board of Corrections Total		4,689,144.95	1,063,443.75	4,689,144.95	-	4,689,144.95	5,752,588.70

FY24 into FY 25 CAO Approved Project Carryforwards

DEPARTMENT NAME	Fund - Fund Desc	Proj - Proj Desc	Available P12-24	Approved Encr CF	Recommend Project CF - Phase 1	Recommended Project CF - Phase 2	Total Recommended Project CF	Total Approved Encumb CF + Project CF
Department of Violence Prevention	2159 - State of California	1006529 - OAKLAND FORWARD 2159	73,109.00	24,167.94	73,109.00	-	73,109.00	97,276.94
Department of Violence Prevention	2159 - State of California Other Total		73,109.00	24,167.94	73,109.00	-	73,109.00	97,276.94
Department of Violence Prevention	2160 - County of Alameda	1007575 - FY25 ACPD PROBATION TOWNNIGHTS	(279,845.89)	-	(279,845.89)	-	(279,845.89)	(279,845.89)
Department of Violence Prevention	2160 - County of Alameda Grants Total		(279,845.89)	-	(279,845.89)	-	(279,845.89)	(279,845.89)
Department of Violence Prevention	2251 - Measure Y: Public	1004492 - M220-21 CONTRACT GBV CSEC	3,087.50	-	-	-	-	0.00
Department of Violence Prevention	2251 - Measure Y: Public Safety Act 2004 Total		3,087.50	-	-	-	-	0.00
Department of Violence Prevention	2252 - Measure Z - Violent	1001362 - MEASURE Z EVALUATION	92,196.16	-	92,196.16	-	92,196.16	92,196.16
Department of Violence Prevention	1001372 - MEAS Z VIOL PREV FY15-16		3,911.31	-	3,911.31	-	3,911.31	3,911.31
Department of Violence Prevention	1004313 - M2 SERVICE PRIOR YEAR RESERVE		1,193,201.58	12,454.59	1,193,201.58	-	1,193,201.58	1,205,656.17
Department of Violence Prevention	1004447 - M219-20 ADMIN		1,973.00	-	1,973.00	-	1,973.00	1,973.00
Department of Violence Prevention	1004448 - M219-20 CONTRACT YTH COACH DIV		64,750.00	-	64,750.00	-	64,750.00	64,750.00
Department of Violence Prevention	1004457 - M219-20 CONTRACT CMTY HEALING		34,666.67	-	34,666.67	-	34,666.67	34,666.67
Department of Violence Prevention	1004462 - M219-20 STAFF GV COACHING		7,500.00	-	7,500.00	-	7,500.00	7,500.00
Department of Violence Prevention	1004485 - M220-21 ADMIN		2,990.38	-	2,990.38	-	2,990.38	2,990.38
Department of Violence Prevention	1004486 - M220-21 CONTRACT YTH COACH DIV		356,140.23	-	356,140.23	-	356,140.23	356,140.23
Department of Violence Prevention	1004487 - M220-21 CONTRACT YOUTH EMPLOY		57,709.67	0.01	57,709.67	-	57,709.67	57,709.68
Department of Violence Prevention	1004488 - M220-21 CONTRACT GV COACHING		98,841.12	-	98,841.12	-	98,841.12	98,841.12
Department of Violence Prevention	1004490 - M220-21 CONTRACT GV CRISIS INT		22,923.53	-	22,923.53	-	22,923.53	22,923.53
Department of Violence Prevention	1004492 - M220-21 CONTRACT GBV CSEC		(107,226.45)	-	(107,226.45)	-	(107,226.45)	(107,226.45)
Department of Violence Prevention	1004495 - M220-21 CONTRACT CMTY HEALING		46,629.58	-	46,629.58	-	46,629.58	46,629.58
Department of Violence Prevention	1004498 - M220-21 STAFF CMTY HEALING		14,874.00	-	14,874.00	-	14,874.00	14,874.00
Department of Violence Prevention	1004500 - M220-21 STAFF GV COACHING		25,536.00	-	25,536.00	-	25,536.00	25,536.00
Department of Violence Prevention	1005363 - DVP Implementation		420,278.25	2,350.00	420,278.25	-	420,278.25	422,628.25
Department of Violence Prevention	1005422 - MZ 20-21 CNTRCT TRNG & CPCTY		19,050.18	-	19,050.18	-	19,050.18	19,050.18
Department of Violence Prevention	1005644 - MZ 21-22 ADMIN		33,618.51	-	33,618.51	-	33,618.51	33,618.51
Department of Violence Prevention	1005645 - MZ 22-23 ADMIN		299,955.51	9,335.00	299,955.51	-	299,955.51	309,290.51
Department of Violence Prevention	1005646 - M221-22 CONTRACT YTH COACH DIV		22,338.96	-	22,338.96	-	22,338.96	22,338.96
Department of Violence Prevention	1005647 - M222-23 CONTRACT YTH COACH DIV		137,245.40	-	137,245.40	-	137,245.40	137,245.40
Department of Violence Prevention	1005648 - M221-22 CONTRACT YOUTH EMPLOY		3,373.00	-	3,373.00	-	3,373.00	3,373.00
Department of Violence Prevention	1005649 - M222-23 CONTRACT YOUTH EMPLOY		621,482.00	-	621,482.00	-	621,482.00	621,482.00
Department of Violence Prevention	1005650 - M221-22 CONTRACT YOUTH EMPLOY		37,602.52	-	37,602.52	-	37,602.52	37,602.52
Department of Violence Prevention	1005651 - M222-23 CONTRACT GV COACHING		156,735.02	8,906.34	156,735.02	-	156,735.02	165,641.36
Department of Violence Prevention	1005652 - M221-22 CONTRACT GV EMPLOYMENT		11,200.05	-	11,200.05	-	11,200.05	11,200.05
Department of Violence Prevention	1005654 - M221-22 CONTRACT GV CRISIS INT		(288.21)	-	(288.21)	-	(288.21)	(288.21)
Department of Violence Prevention	1005655 - M222-23 CONTRACT GV CRISIS INT		18,818.82	-	18,818.82	-	18,818.82	18,818.82
Department of Violence Prevention	1005656 - M221-22 CONTRACT GBV CSEC		19,858.76	-	19,858.76	-	19,858.76	19,858.76
Department of Violence Prevention	1005660 - M221-22 CONTRACT CMTY HEALING		16,589.53	-	16,589.53	-	16,589.53	16,589.53
Department of Violence Prevention	1005665 - MZ 22-23 STAFF CMTY HEALING		13,174.16	-	13,174.16	-	13,174.16	13,174.16
Department of Violence Prevention	1005666 - MZ 21-22 STAFF GV COACHING		25,536.00	-	25,536.00	-	25,536.00	25,536.00
Department of Violence Prevention	1005667 - MZ 22-23 STAFF GV COACHING		59,996.01	-	59,996.01	-	59,996.01	59,996.01
Department of Violence Prevention	1005668 - MZ 21-22 STAFF GV COORDINATOR		188,705.73	-	188,705.73	-	188,705.73	188,705.73
Department of Violence Prevention	1005669 - MZ 22-23 STAFF GV COORDINATOR		10,448.60	-	10,448.60	-	10,448.60	10,448.60
Department of Violence Prevention	1006801 - M223-24 ADMIN		186,461.25	55.33	186,461.25	-	186,461.25	186,516.58
Department of Violence Prevention	1006803 - M223-24 CONTRACT GV COACHING		114,596.48	-	114,596.48	-	114,596.48	114,596.48
Department of Violence Prevention	1006805 - M223-24 CONTRACT GV CRISIS INT		77,858.06	-	77,858.06	-	77,858.06	77,858.06
Department of Violence Prevention	1006808 - M223-24 CONTRACT YTH COACH DIV		135,994.10	-	135,994.10	-	135,994.10	135,994.10
Department of Violence Prevention	1006809 - M223-24 CONTRACT YOUTH EMPLOY		112,500.03	-	112,500.03	-	112,500.03	112,500.03
Department of Violence Prevention	1007245 - GROUP AND GUN VIOLENCE		-	-	-	-	-	0.00
Department of Violence Prevention	1007246 - GENDER-BASED VIOLENCE		-	-	-	-	-	0.00
Department of Violence Prevention	1007248 - SCHOOL VIOLENCE INTERVENTION		0.02	-	0.02	-	0.02	0.02
Department of Violence Prevention	1007421 - GBV 24 HR BEDSIDE ADVOCACY		12,789.24	81,788.98	12,789.24	-	12,789.24	94,578.22
Department of Violence Prevention	1007422 - GBV 24 HR HOTLINES		-	130,160.48	-	-	-	130,160.48
Department of Violence Prevention	1007423 - GBV EMERGENCY SHELTER		-	76,454.03	-	-	-	76,454.03
Department of Violence Prevention	1007425 - GBV LEGAL ADVOCACY		-	26,736.59	-	-	-	26,736.59
Department of Violence Prevention	1007426 - GBV LIFE COACHING		-	-	-	-	-	0.00
Department of Violence Prevention	1007427 - GBV SAFE SPACE ALTERNATIVES		-	11,016.55	-	-	-	11,016.55
Department of Violence Prevention	1007428 - GBV THERAPEUTIC SUPPORT		0.50	59,965.74	0.50	-	60.50	59,966.24
Department of Violence Prevention	1007429 - GBV TRANSITIONAL HOUSING		-	-	-	-	-	0.00
Department of Violence Prevention	1007430 - GBV ADULT EMPLOYMENT		-	595.00	-	-	-	595.00
Department of Violence Prevention	1007431 - GBV ADULT LIFE COACHING		50,847.82	21,107.51	50,847.82	-	50,847.82	71,955.33

FY24 into FY 25 CAO Approved Project Carryforwards

DEPARTMENT NAME	Fund - Fund Desc	Proj - Proj Desc	Available P12-24	Approved Enc CF	Recommend Project CF- Phase 1	Recommended Project CF- Phase 2	Total Recommended Project CF	Total Approved Encumb CF + Project CF
Department of Violence Prevention	2252 - Measure Z - Violent	1007432 - GV EMERGENCY TEMP RELOCATION	(11,146.36)	11,146.36	(11,146.36)	-	(11,146.36)	0.00
Department of Violence Prevention		1007433 - GV FAMILY SUPPORT	20,194.66	-	20,194.66	-	20,194.66	20,194.66
Department of Violence Prevention		1007434 - GV HOSPITAL-BASED INTERVENTION	5,831.96	-	5,831.96	-	5,831.96	5,831.96
Department of Violence Prevention		1007435 - GV VIOLENCE INTERRUPTION	105,679.34	4.00	105,679.34	-	105,679.34	105,683.34
Department of Violence Prevention		1007436 - GV YOUTH DIVERSION	0.19	2.00	0.19	-	0.19	2.19
Department of Violence Prevention		1007437 - GV YOUTH EMPLOYMENT	-	50,000.00	-	-	-	50,000.00
Department of Violence Prevention		1007438 - GV YOUTH LIFE COACHING	13,977.69	1.00	13,977.69	-	13,977.69	13,978.69
Department of Violence Prevention		1007439 - SVIP RESTORATIVE JUSTICE	-	-	-	-	-	0.00
Department of Violence Prevention		1007440 - SVIP GBV SPECIALIST	-	82,258.08	-	-	-	82,258.08
Department of Violence Prevention		1007441 - SVIP LIFE COACHING	0.33	6,000.00	0.33	-	0.33	6,000.33
Department of Violence Prevention		1007442 - SVIP VIOLENCE INTERRUPTERS	(273,125.00)	273,125.00	(273,125.00)	-	0.00	0.00
Department of Violence Prevention	2252 - Measure Z - Violence Prevention and Public Safety Act of 2014 Total		4,599,669.89	863,462.59	4,599,669.89	-	4,599,669.89	5,463,132.48
Department of Violence Prevention	2994 - Social Services Gra	1000565 - HSD-OAKLAND UNITE DONATION	46,170.27	-	46,170.27	-	46,170.27	46,170.27
Department of Violence Prevention		1000566 - LAMPERT CEASEFIRE DONATION	24,467.23	-	24,467.23	-	24,467.23	24,467.23
Department of Violence Prevention		1005164 - East Bay Community Foundation	12,673.15	-	12,673.15	-	12,673.15	12,673.15
Department of Violence Prevention		1006520 - Gilead 2022-2025	342,412.22	20,000.00	342,412.22	-	342,412.22	362,412.22
Department of Violence Prevention	2994 - Social Services Grants Total		425,722.87	20,000.00	425,722.87	-	425,722.87	445,722.87
Department of Workplace and Employment Standards	1010 - General Fund: Ger	1000123 - MEASURE FF EDUCATION	103,710.70	7,418.05	10,136,662.68	-	10,136,662.68	13,126,619.17
Department of Workplace and Employment Standards		1005377 - DP670 Administrative Project	-	100,008.32	-	-	-	7,418.05
Department of Workplace and Employment Standards	1010 - General Fund: General Purpose Total		103,710.70	107,426.37	10,136,662.68	-	10,136,662.68	10,136,662.68
Department of Workplace and Employment Standards	5671 - OBRA: Leasing & L	1000036 - WO RESRCE CTR 5671-P465130	114,834.65	-	-	-	-	0.00
Department of Workplace and Employment Standards		1004290 - OAK ARMY BASE PNLTJ COLCTN	351,678.28	-	-	-	-	0.00
Department of Workplace and Employment Standards	5671 - OBRA: Leasing & Utility Total		466,512.93	-	-	-	-	0.00
Department of Workplace and Employment Standards Total			570,223.63	107,426.37	10,136,662.68	-	10,136,662.68	10,136,662.68
Economic and Workforce Development Department	1010 - General Fund: Ger	1000019 - DP850 Administrative Project	-	12,523.84	-	-	-	12,523.84
Economic and Workforce Development Department		1000021 - DP900 Administrative Project	-	-	-	-	-	0.00
Economic and Workforce Development Department		1000035 - WO RESRCE CTR 1010-P465110	-	-	-	-	-	0.00
Economic and Workforce Development Department		1000105 - CANNABIS COOPERATIVE	310,785.18	-	-	-	-	0.00
Economic and Workforce Development Department		1000147 - BUS IMPV'DIST-NCR 1010-C138410	164,545.19	-	-	-	-	0.00
Economic and Workforce Development Department		1000166 - CULT'LATS GNT FND 1010-P385310	-	-	-	-	-	0.00
Economic and Workforce Development Department		1000167 - DAY LABORERS 1010-A139610	-	-	-	-	-	0.00
Economic and Workforce Development Department		1000174 - FORN TRD ZN 1010-P389610	-	7,863.34	-	-	-	7,863.34
Economic and Workforce Development Department		1000185 - MIERCH ORG-SHP OAK 1010-P275310	95,130.00	-	-	-	-	0.00
Economic and Workforce Development Department		1000187 - MSJP GPF 1010-P474710	72,787.07	1,117.50	-	-	-	1,117.50
Economic and Workforce Development Department		1000235 - SURP PROP 1010-P47010	309.90	1,762.95	-	-	-	1,762.95
Economic and Workforce Development Department		1001537 - BUS RAPID TRANSIT 1010	267,448.78	-	-	-	-	0.00
Economic and Workforce Development Department		1005375 - BLACK ARTS DISTRICT 1010	14,758.35	-	-	-	-	0.00
Economic and Workforce Development Department		1005274 - CANNABIS ACTIVITY APPLICATIONS	200,000.00	-	-	-	-	0.00
Economic and Workforce Development Department		1005379 - WORKFORCE TRAINING SVCS 1010	-	4,075.77	-	50,000.00	50,000.00	50,000.00
Economic and Workforce Development Department		1005970 - LAKE MERRITT HEALTH & SAFETY	-	-	-	-	-	0.00
Economic and Workforce Development Department		1005994 - MAY/JUN YOUTH SUMMER JOBS	3,531.95	-	-	-	-	0.00
Economic and Workforce Development Department		1006027 - SMALL BIZ ASST/PIP/TIP 1010	500,000.00	-	-	-	-	0.00
Economic and Workforce Development Department		1006028 - WORKFORCE DEV SERVICES 1010	265,174.02	-	-	-	-	0.00
Economic and Workforce Development Department		1006161 - CAMERAS - BIZ CORR 1010-85242	150,000.00	-	150,000.00	-	150,000.00	150,000.00
Economic and Workforce Development Department		1006438 - EWDD CUBICLE & CARPETING 1010	0.01	-	-	-	-	0.00
Economic and Workforce Development Department		1006467 - JOB READINESS PROGRAMS 1010	671,782.64	-	671,782.64	-	671,782.64	671,782.64
Economic and Workforce Development Department		1006471 - BID FEASIBILITY SUPPORT 1010	10,000.00	-	-	-	-	0.00
Economic and Workforce Development Department		1006473 - PERMIT VENDOR MKT / LAKE 1010	87,950.00	-	87,950.00	-	87,950.00	87,950.00
Economic and Workforce Development Department		1006797 - ROADTRIP NATION 1010	-	-	-	-	-	0.00
Economic and Workforce Development Department		1006855 - 2022 SAFE HOLIDAY SHOP 1010	-	3,489.22	-	-	-	3,489.22
Economic and Workforce Development Department		1007016 - SPECIAL ACT. VEHICLE 1010	-	-	-	-	-	0.00
Economic and Workforce Development Department		1007109 - BIZ CORR CMNTY AMBASSADOR 1010	-	-	-	-	-	0.00
Economic and Workforce Development Department		1007114 - REAL ESTATE APPRAISALS 1010	50,000.00	-	-	-	-	0.00
Economic and Workforce Development Department		1007117 - PLAZA ACTIVATION 1010	5,403.93	-	-	-	-	0.00
Economic and Workforce Development Department		1007147 - ACTIVATE OAKLAND 1010	43,400.00	-	43,400.00	-	43,400.00	43,400.00
Economic and Workforce Development Department	1010 - General Fund: General Purpose Total		2,853,006.95	30,832.62	865,182.64	137,950.00	1,003,132.64	1,033,965.26

DEPARTMENT NAME	Fund - Fund Desc	Proj - Proj Desc	Available P12-24	Approved Enc CF	Recommend Project CF- Phase 1	Recommended Project CF - Phase 2	Total Recommended Project CF	Total Approved Encumb CF + Project CF
Economic and Workforce Development Department	1030 - Measure HH (SSBD 1003817 - MSR HH-HEALTHY KIDS PRGM		175,423.25	-	-	-	-	0.00
Economic and Workforce Development Department	1030 - Measure HH (SSBD1) Total		175,423.25	-	-	-	-	0.00
Economic and Workforce Development Department	1610 - Successor Redevel 1000117 - SUCCESSOR AGENCY PROJECT		-	271.76	-	-	-	271.76
Economic and Workforce Development Department	1610 - Successor Redevelopment Agency Reimbursement Fund Total		-	271.76	-	-	-	271.76
Economic and Workforce Development Department	1710 - Recycling Program 1000019 - DP850 Administrative Project		-	65.49	-	-	-	65.49
Economic and Workforce Development Department	1710 - Recycling Program Total		-	65.49	-	-	-	65.49
Economic and Workforce Development Department	1750 - Multipurpose Rese 1001416 - TELEGRAPH PLAZA		10,100.00	-	-	-	-	0.00
Economic and Workforce Development Department	1750 - Multipurpose Reserve Total		10,100.00	-	-	-	-	0.00
Economic and Workforce Development Department	1770 - Telecommunications 1000019 - DP850 Administrative Project		-	7,968.27	-	-	-	7,968.27
Economic and Workforce Development Department	1770 - Telecommunications Land Use Total		-	7,968.27	-	-	-	7,968.27
Economic and Workforce Development Department	1832 - Coliseum Project A 0000000 - UNDETERMINED PROJECT		-	-	-	-	-	0.00
Economic and Workforce Development Department	1832 - Coliseum Project Area Loans Total		-	-	-	-	-	0.00
Economic and Workforce Development Department	1870 - Affordable Housing 1000019 - DP850 Administrative Project		-	-	-	-	-	0.00
Economic and Workforce Development Department	1870 - Affordable Housing Trust Fund Total		-	-	-	-	-	0.00
Economic and Workforce Development Department	2071 - CARES Act Relief F 1005392 - CARES Anti Displacement		-	0.01	-	-	-	0.01
Economic and Workforce Development Department	2071 - CARES Act Relief Fund Total		-	0.01	-	-	-	0.01
Economic and Workforce Development Department	2104 - Department of Co 1006386 - EDA ECON ADJUSTMENT ASST 2104		234,194.00	-	234,194.00	-	234,194.00	234,194.00
Economic and Workforce Development Department	2104 - Department of Commerce Total		234,194.00	-	234,194.00	-	234,194.00	234,194.00
Economic and Workforce Development Department	2108 - HUD-CDBG 1000188 - NCR PROJECT DEV 2108-683200		(34,330.80)	17,165.40	(34,330.80)	-	(17,165.40)	(17,165.40)
Economic and Workforce Development Department	1001417 - BUSINESS DEVE G01900		86,353.65	-	86,353.65	-	86,353.65	86,353.65
Economic and Workforce Development Department	1006086 - EWD CDBG Delivery		-	-	-	-	-	0.00
Economic and Workforce Development Department	1006328 - HUD CDBG EWD 2022-23 2108		4.00	-	4.00	-	4.00	4.00
Economic and Workforce Development Department	1006870 - HUD CDBG EWD FY24		0.60	-	0.60	-	0.60	0.60
Economic and Workforce Development Department	2108 - HUD-CDBG Total		52,027.45	17,165.40	52,027.45	-	52,027.45	69,192.85
Economic and Workforce Development Department	2125 - Environmental Pro 1000190 - OAK BRNFLD PRJ 02 2125-G183830		11,941.50	-	11,941.50	-	11,941.50	11,941.50
Economic and Workforce Development Department	2125 - Environmental Protection Agency Total		11,941.50	-	11,941.50	-	11,941.50	11,941.50
Economic and Workforce Development Department	2129 - Trade Corridor Imp 1001336 - TOIF OHIT 2129-C470010		(470,984.64)	-	(470,984.64)	-	(470,984.64)	(470,984.64)
Economic and Workforce Development Department	2129 - Trade Corridor Improvement Fund (TCIF) State Grant Total		(470,984.64)	-	(470,984.64)	-	(470,984.64)	(470,984.64)
Economic and Workforce Development Department	2139 - California Departm 1005793 - TCC Black Cultural Zone 2139		389,232.48	-	389,232.48	-	389,232.48	389,232.48
Economic and Workforce Development Department	1005794 - TCC Cypress Mandela Training		334,300.00	-	334,300.00	-	334,300.00	334,300.00
Economic and Workforce Development Department	1005795 - TCC WOJRC 2139		407,700.00	-	407,700.00	-	407,700.00	407,700.00
Economic and Workforce Development Department	1005796 - TCC WDB INDIRECT 2139		30,850.00	-	30,850.00	-	30,850.00	30,850.00
Economic and Workforce Development Department	2139 - California Department of Conservation Total		1,162,082.48	-	1,162,082.48	-	1,162,082.48	1,162,082.48
Economic and Workforce Development Department	2144 - California Housing 1000221 - PRP 1-C INFRT INF 2144-C464540		169,933.80	-	169,933.80	-	169,933.80	169,933.80
Economic and Workforce Development Department	1001075 - PRP 1-C INFRT INF 2144-C464560		(110,171.27)	-	(110,171.27)	-	(110,171.27)	(110,171.27)
Economic and Workforce Development Department	1001294 - SAN PABLO AVE STREETSCAPE		27,311.00	-	27,311.00	-	27,311.00	27,311.00
Economic and Workforce Development Department	2144 - California Housing and Community Development Total		87,073.53	-	87,073.53	-	87,073.53	87,073.53
Economic and Workforce Development Department	2159 - State of California 1005311 - BCC State Grant		1,658.28	-	1,658.28	-	1,658.28	1,658.28
Economic and Workforce Development Department	1005453 - GO-BIZ GRANT		-	-	-	-	-	0.00
Economic and Workforce Development Department	1005676 - PZE DIRECT SERVICES GRANT 2159		22,770.99	-	22,770.99	-	22,770.99	22,770.99
Economic and Workforce Development Department	1005677 - PZE SUPPORT SERVICE GRANT 2159		64,522.00	-	64,522.00	-	64,522.00	64,522.00
Economic and Workforce Development Department	1006191 - BSCC 2021 GRANT 2159		134,394.29	-	134,394.29	-	134,394.29	134,394.29
Economic and Workforce Development Department	1006222 - GO-BIZ 2 GRANT 2159		54,165.02	-	54,165.02	-	54,165.02	54,165.02
Economic and Workforce Development Department	1006359 - LOCAL JURISDICTION GRANT 2159		165.10	-	165.10	-	165.10	165.10
Economic and Workforce Development Department	1006381 - GO-BIZ 3 GRANT 2159		0.02	-	0.02	-	0.02	0.02
Economic and Workforce Development Department	1006529 - OAKLAND FORWARD 2159		944,893.20	-	944,893.20	-	944,893.20	944,893.20
Economic and Workforce Development Department	1006980 - GO-BIZ 4 GRANT 2159		90,302.03	-	90,302.03	-	90,302.03	90,302.03
Economic and Workforce Development Department	1007161 - BSCC COHORT 3 GRANT 2159		2,830,708.96	-	2,830,708.96	-	2,830,708.96	2,830,708.96
Economic and Workforce Development Department	1007461 - LIUIG 2159		185,693.92	-	185,693.92	-	185,693.92	185,693.92
Economic and Workforce Development Department	2159 - State of California Other Total		6,610,341.92	165.10	6,610,341.92	-	6,610,341.92	6,610,341.92

FY24 into FY 25 CAO Approved Project Carryforwards

DEPARTMENT NAME	Fund - Fund Desc	Proj - Proj Desc	Available P12-24	Approved Encr CF	Recommend Project CF -		Total Recommended Project CF	Total Approved (Encumb CF + Project CF)
					Phase 1	CF - Phase 2		
Economic and Workforce Development Department	2195 - Workforce Investm	1000021 - DP900 Administrative Project	-	-	-	-	0.00	-
Economic and Workforce Development Department	2195 - Workforce Investm	1000024 - WIA PROGRAM DW 2195-G453398	176,378.41	1,134.51	176,378.41	-	176,378.41	177,512.92
Economic and Workforce Development Department	2195 - Workforce Investm	1000025 - WIA ADMIN DW 2195-G453399	103,962.88	-	103,962.88	-	103,962.88	103,962.88
Economic and Workforce Development Department	2195 - Workforce Investm	1000030 - WIA PRO SVC 13-14 2195-G474510	11,000.00	-	11,000.00	-	11,000.00	11,000.00
Economic and Workforce Development Department	2195 - Workforce Investm	1000031 - WIA PROGRAM RR 2195-G453898	53,912.29	-	53,912.29	-	53,912.29	53,912.29
Economic and Workforce Development Department	2195 - Workforce Investm	1000033 - WIA PROG YTH 2195-G453598	407,690.89	610.04	407,690.89	-	407,690.89	408,300.93
Economic and Workforce Development Department	2195 - Workforce Investm	1000243 - WIA PROGRAM ADULT 2195-G453498	109,480.07	2,199.75	109,480.07	-	109,480.07	107,280.32
Economic and Workforce Development Department	2195 - Workforce Investm	1000244 - WIA ADMIN ADULT 2195-G453499	62,338.04	-	62,338.04	-	62,338.04	62,338.04
Economic and Workforce Development Department	2195 - Workforce Investm	1000876 - WIA ADMIN YTH 2195-G453599	105,435.55	-	105,435.55	-	105,435.55	105,435.55
Economic and Workforce Development Department	2195 - Workforce Investm	1005381 - COVID IMPACTED INDV 2195	2,688.28	-	2,688.28	-	2,688.28	2,688.28
Economic and Workforce Development Department	2195 - Workforce Investm	1005382 - EMERGENCY ADL ASSISTANCE 2195	60,291.17	-	60,291.17	-	60,291.17	60,291.17
Economic and Workforce Development Department	2195 - Workforce Investm	1005383 - EMPLOYMENT RECOVERY NDWGE 2195	67,225.69	-	67,225.69	-	67,225.69	67,225.69
Economic and Workforce Development Department	2195 - Workforce Investm	1006146 - UNITY YTH F21-22 2195	55,093.42	-	55,093.42	-	55,093.42	55,093.42
Economic and Workforce Development Department	2195 - Workforce Investm	1006147 - LAO AICC AD 21-22 2195	19,414.11	-	19,414.11	-	19,414.11	19,414.11
Economic and Workforce Development Department	2195 - Workforce Investm	1006148 - LAO AICC DW 21-22 2195	90,162.96	-	90,162.96	-	90,162.96	90,162.96
Economic and Workforce Development Department	2195 - Workforce Investm	1006149 - LAO YTH F21-22 2195	13,448.40	-	13,448.40	-	13,448.40	13,448.40
Economic and Workforce Development Department	2195 - Workforce Investm	1006150 - CIVICPS YTH 21-22 2195	39,668.91	-	39,668.91	-	39,668.91	39,668.91
Economic and Workforce Development Department	2195 - Workforce Investm	1006151 - YEP YOUTH F21-22 2195	95,536.67	-	95,536.67	-	95,536.67	95,536.67
Economic and Workforce Development Department	2195 - Workforce Investm	1006607 - OPIC AICC AD 22-23 2195	49,561.85	-	49,561.85	-	49,561.85	49,561.85
Economic and Workforce Development Department	2195 - Workforce Investm	1006608 - OPIC AICC DW 22-23 2195	45,262.21	-	45,262.21	-	45,262.21	45,262.21
Economic and Workforce Development Department	2195 - Workforce Investm	1006609 - OPIC OS OP AD 22-23 2195	35.12	-	35.12	-	35.12	35.12
Economic and Workforce Development Department	2195 - Workforce Investm	1006610 - OPIC OS OP DW 22-23 2195	53.63	-	53.63	-	53.63	53.63
Economic and Workforce Development Department	2195 - Workforce Investm	1006611 - OPIC EBW AD 22-23 2195	1,073.16	-	1,073.16	-	1,073.16	1,073.16
Economic and Workforce Development Department	2195 - Workforce Investm	1006612 - OPIC EBW DW 22-23 2195	1,072.20	-	1,072.20	-	1,072.20	1,072.20
Economic and Workforce Development Department	2195 - Workforce Investm	1006613 - OPIC EBW YTH F21-22 2195	1,072.21	-	1,072.21	-	1,072.21	1,072.21
Economic and Workforce Development Department	2195 - Workforce Investm	1006614 - OPIC COMP AD 22-23 2195	114,062.31	-	114,062.31	-	114,062.31	114,062.31
Economic and Workforce Development Department	2195 - Workforce Investm	1006615 - OPIC COMP DW 22-23 2195	129,178.09	-	129,178.09	-	129,178.09	129,178.09
Economic and Workforce Development Department	2195 - Workforce Investm	1006616 - UNITY AICC AD 22-23 2195	15,372.63	-	15,372.63	-	15,372.63	15,372.63
Economic and Workforce Development Department	2195 - Workforce Investm	1006617 - UNITY AICC DW 22-23 2195	55,143.28	-	55,143.28	-	55,143.28	55,143.28
Economic and Workforce Development Department	2195 - Workforce Investm	1006618 - UNITY YTH F22-23 2195	27,846.75	-	27,846.75	-	27,846.75	27,846.75
Economic and Workforce Development Department	2195 - Workforce Investm	1006620 - LAO AICC AD 22-23 2195	13,069.20	-	13,069.20	-	13,069.20	13,069.20
Economic and Workforce Development Department	2195 - Workforce Investm	1006621 - LAO YTH F22-23 2195	33,079.49	-	33,079.49	-	33,079.49	33,079.49
Economic and Workforce Development Department	2195 - Workforce Investm	1006622 - YEP YOUTH FY22-23 2195	-	-	-	-	-	0.00
Economic and Workforce Development Department	2195 - Workforce Investm	1006623 - MANDELA PARTNERS AD 22-23 2195	953.66	-	953.66	-	953.66	953.66
Economic and Workforce Development Department	2195 - Workforce Investm	1006624 - SUCCESS CENTERS AD 22-23 2195	58,397.00	-	58,397.00	-	58,397.00	58,397.00
Economic and Workforce Development Department	2195 - Workforce Investm	1006625 - SUCCESS CENTERS DW 22-23 2195	56,676.00	-	56,676.00	-	56,676.00	56,676.00
Economic and Workforce Development Department	2195 - Workforce Investm	1006626 - WORDS2PILOW AD 22-23 2195	13,278.60	-	13,278.60	-	13,278.60	13,278.60
Economic and Workforce Development Department	2195 - Workforce Investm	1006627 - WORDS2PILOW DW 22-23 2195	11,240.36	-	11,240.36	-	11,240.36	11,240.36
Economic and Workforce Development Department	2195 - Workforce Investm	1006628 - BCZ YOUTH FY22-23 2195	20,295.69	-	20,295.69	-	20,295.69	20,295.69
Economic and Workforce Development Department	2195 - Workforce Investm	1006630 - YOUTH UPRISING YTH 22-23 2195	31,453.46	-	31,453.46	-	31,453.46	31,453.46
Economic and Workforce Development Department	2195 - Workforce Investm	1006631 - WKFORCE ACCEL WAF 10.0 2195	(4.38)	-	(4.38)	-	(4.38)	(4.38)
Economic and Workforce Development Department	2195 - Workforce Investm	1007257 - OPIC AICC AD 23-24 2195	83,554.48	-	83,554.48	-	83,554.48	83,554.48
Economic and Workforce Development Department	2195 - Workforce Investm	1007258 - OPIC AICC DW 23-24 2195	78,966.77	-	78,966.77	-	78,966.77	78,966.77
Economic and Workforce Development Department	2195 - Workforce Investm	1007259 - OPIC OS OP AD 23-24 2195	1,791.10	-	1,791.10	-	1,791.10	1,791.10
Economic and Workforce Development Department	2195 - Workforce Investm	1007260 - OPIC OS OP DW 23-24 2195	1,532.60	-	1,532.60	-	1,532.60	1,532.60
Economic and Workforce Development Department	2195 - Workforce Investm	1007261 - OPIC EBW AD 23-24 2195	6,137.20	-	6,137.20	-	6,137.20	6,137.20
Economic and Workforce Development Department	2195 - Workforce Investm	1007262 - OPIC EBW DW 23-24 2195	6,134.29	-	6,134.29	-	6,134.29	6,134.29
Economic and Workforce Development Department	2195 - Workforce Investm	1007263 - OPIC EBW YTH F23-24 2195	6,130.25	-	6,130.25	-	6,130.25	6,130.25
Economic and Workforce Development Department	2195 - Workforce Investm	1007264 - OPIC COMP AD 23-24 2195	194,058.95	-	194,058.95	-	194,058.95	194,058.95
Economic and Workforce Development Department	2195 - Workforce Investm	1007265 - OPIC COMP DW 23-24 2195	277,404.24	-	277,404.24	-	277,404.24	277,404.24
Economic and Workforce Development Department	2195 - Workforce Investm	1007266 - LAO AICC AD 23-24 2195	45,517.65	-	45,517.65	-	45,517.65	45,517.65
Economic and Workforce Development Department	2195 - Workforce Investm	1007267 - LAO AICC DW 23-24 2195	45,083.06	-	45,083.06	-	45,083.06	45,083.06
Economic and Workforce Development Department	2195 - Workforce Investm	1007268 - LAO YTH F23-24 2195	13,613.55	-	13,613.55	-	13,613.55	13,613.55
Economic and Workforce Development Department	2195 - Workforce Investm	1007269 - YOUTH FY23-24 2195	197,353.23	-	197,353.23	-	197,353.23	197,353.23
Economic and Workforce Development Department	2195 - Workforce Investm	1007270 - MANDELA PARTNERS AD 23-24 2195	33,964.26	-	33,964.26	-	33,964.26	33,964.26
Economic and Workforce Development Department	2195 - Workforce Investm	1007271 - WORDS2PILOW AD 23-24 2195	64,913.56	-	64,913.56	-	64,913.56	64,913.56
Economic and Workforce Development Department	2195 - Workforce Investm	1007272 - WORDS2PILOW DW 23-24 2195	43,786.81	-	43,786.81	-	43,786.81	43,786.81
Economic and Workforce Development Department	2195 - Workforce Investm	1007273 - BCZ YOUTH FY23-24 2195	71,420.00	-	71,420.00	-	71,420.00	71,420.00
Economic and Workforce Development Department	2195 - Workforce Investm	1007274 - GENESIS WORKS YTH FY23-24 2195	-	-	-	-	-	0.00
Economic and Workforce Development Department	2195 - Workforce Investm	1007275 - YOUTH UPRISING YTH 23-24 2195	80,166.67	-	80,166.67	-	80,166.67	80,166.67

FY24 into FY 25 CAO Approved Project Carryforwards

DEPARTMENT NAME	Fund - Fund Desc	Proj - Proj Desc	Available P12-24	Approved Enc CF	Recommend Project CF - Phase 1	Recommended Project CF - Phase 2	Total Recommended Project CF	Total Approved Encumb CF + Project CF
Economic and Workforce Development Department	2195 - Workforce Investment	1007276 - UNITY AJCC AD 23-24 2195	98,229.60	-	98,229.60	-	98,229.60	98,229.60
Economic and Workforce Development Department	2195 - Workforce Investment	1007277 - UNITY AJCC DW 23-24 2195	118,648.79	-	118,648.79	-	118,648.79	118,648.79
Economic and Workforce Development Department	2195 - Workforce Investment	1007278 - UNITY YTH F23-24 2195	77,874.36	-	77,874.36	-	77,874.36	77,874.36
Economic and Workforce Development Department	2195 - Workforce Investment Act Total		3,571,969.77	57,856.59	3,571,969.77	300,000.00	3,571,969.77	3,629,826.36
Economic and Workforce Development Department	2218 - Measure BB - Local Streets and Roads Total		300,000.00	-	300,000.00	300,000.00	300,000.00	300,000.00
Economic and Workforce Development Department	2230 - State Gas Tax	1004376 - CHINATOWN LIGHTING.	300,000.00	-	300,000.00	300,000.00	300,000.00	300,000.00
Economic and Workforce Development Department	2230 - State Gas Tax	1004376 - CHINATOWN LIGHTING.	2,500.00	-	2,500.00	-	2,500.00	2,500.00
Economic and Workforce Development Department	2230 - State Gas Tax Total		2,500.00	-	2,500.00	-	2,500.00	2,500.00
Economic and Workforce Development Department	2244 - Measure Q - Parks and Recreation	1000019 - DP850 Administrative Project	-	-	-	-	-	0.00
Economic and Workforce Development Department	2260 - Measure WW: East Bay Regional Parks District Local Grant Total		196,567.00	-	196,567.00	-	196,567.00	196,567.00
Economic and Workforce Development Department	2260 - Measure WW: East Bay Regional Parks District Local Grant Total		196,567.00	-	196,567.00	-	196,567.00	196,567.00
Economic and Workforce Development Department	2415 - Development Serv	1000019 - DP850 Administrative Project	-	-	-	-	-	0.00
Economic and Workforce Development Department	2415 - Development Serv	1001475 - GENERAL PLAN UPDATE	50,000.00	-	50,000.00	-	50,000.00	50,000.00
Economic and Workforce Development Department	2415 - Development Serv	1003971 - TECH ENHANCEMENT AND REC MGMT	161,176.65	-	161,176.65	-	161,176.65	161,176.65
Economic and Workforce Development Department	2415 - Development Serv	1000458 - TOT SURCHARGE-CULTURAL GRANTS	211,176.65	0.40	211,176.65	80,000.00	211,176.65	211,176.65
Economic and Workforce Development Department	2419 - Measure C: Transi	1000458 - TOT SURCHARGE-ART AND SOUL	388,453.34	0.05	388,453.34	388,453.34	388,453.34	388,453.34
Economic and Workforce Development Department	2419 - Measure C: Transi	1000460 - TOT SURCHARGE-FAIRS AND FEST	177,145.81	0.05	177,145.81	-	177,145.81	177,145.81
Economic and Workforce Development Department	2419 - Measure C: Transi	1000458 - TOT SURCHARGE-CULTURAL GRANTS	565,599.15	0.50	565,599.15	388,453.34	565,599.15	565,599.15
Economic and Workforce Development Department	2421 - Capital Improveme	1006030 - MOJA FIRE ALARM BUILDING 2421	8,947.44	-	8,947.44	-	8,947.44	8,947.44
Economic and Workforce Development Department	2421 - Capital Improveme	1006030 - MOJA FIRE ALARM BUILDING 2421	8,947.44	-	8,947.44	-	8,947.44	8,947.44
Economic and Workforce Development Department	2999 - Miscellaneous Gra	1000043 - CD HIST MIT FIP 2999-G499910	42,500.00	-	42,500.00	-	42,500.00	42,500.00
Economic and Workforce Development Department	2999 - Miscellaneous Gra	1000047 - SMALL BUS VPK 2999-G496310	9.62	875.00	9.62	-	9.62	884.62
Economic and Workforce Development Department	2999 - Miscellaneous Gra	1000172 - ECON DEV STR SRT 2999-P469910	(5,000.00)	2,500.00	(5,000.00)	-	(5,000.00)	(2,500.00)
Economic and Workforce Development Department	2999 - Miscellaneous Gra	1003253 - KENNETH RAININ FOUNDATION	11,595.00	-	11,595.00	-	11,595.00	11,595.00
Economic and Workforce Development Department	2999 - Miscellaneous Gra	1004907 - SURDNA FOUNDATION GRANT (2999)	4,786.19	-	4,786.19	-	4,786.19	4,786.19
Economic and Workforce Development Department	2999 - Miscellaneous Gra	1006372 - NEA - CULTURAL ECONOMIES 2999	-	-	-	-	-	0.00
Economic and Workforce Development Department	2999 - Miscellaneous Gra	1006372 - NEA - CULTURAL ECONOMIES 2999	53,890.81	3,375.00	53,890.81	-	53,890.81	57,265.81
Economic and Workforce Development Department	3200 - Golf Course	1000019 - DP850 Administrative Project	-	-	-	-	-	0.00
Economic and Workforce Development Department	3200 - Golf Course	1000019 - DP850 Administrative Project	-	-	-	-	-	0.00
Economic and Workforce Development Department	5322 - Measure DD: 2017	1000828 - LAKE MERRITT ART-B	36,909.78	-	36,909.78	-	36,909.78	36,909.78
Economic and Workforce Development Department	5322 - Measure DD: 2017	1000828 - LAKE MERRITT ART-B	62,095.97	-	62,095.97	-	62,095.97	62,095.97
Economic and Workforce Development Department	5322 - Measure DD: 2017	1000848 - ESTUARY ART-B	45,336.73	-	45,336.73	-	45,336.73	45,336.73
Economic and Workforce Development Department	5322 - Measure DD: 2017	1001236 - LW CHANNEL ART-B	15,170.08	-	15,170.08	-	15,170.08	15,170.08
Economic and Workforce Development Department	5322 - Measure DD: 2017	1001481 - CREEK ART-B	159,512.56	-	159,512.56	-	159,512.56	159,512.56
Economic and Workforce Development Department	5335 - Measure KK: Infra	1004854 - FIRE STATION 29 - NEW STATION	30,000.00	-	30,000.00	-	30,000.00	30,000.00
Economic and Workforce Development Department	5335 - Measure KK: Infra	1004854 - FIRE STATION 29 - NEW STATION	30,000.00	-	30,000.00	-	30,000.00	30,000.00
Economic and Workforce Development Department	5505 - Municipal Capital	1000049 - OPEN PROPOSALS 5505-G379010	17,000.00	-	17,000.00	-	17,000.00	17,000.00
Economic and Workforce Development Department	5505 - Municipal Capital	1000092 - CCE 14 AVE STSCPE 5505-P452010	11,246.00	-	11,246.00	-	11,246.00	11,246.00
Economic and Workforce Development Department	5505 - Municipal Capital	1000095 - CCE FT HILL PH2 5505-P451610	18,619.00	-	18,619.00	-	18,619.00	18,619.00
Economic and Workforce Development Department	5505 - Municipal Capital	1000096 - CCE FT HILLS 5505-P451310	46,720.00	-	46,720.00	-	46,720.00	46,720.00
Economic and Workforce Development Department	5505 - Municipal Capital	1000097 - CCE MIEL BANCFT 5505-P451910	23,360.00	-	23,360.00	-	23,360.00	23,360.00
Economic and Workforce Development Department	5505 - Municipal Capital	1000136 - ADMIN-CCAD-5505-A158630	32,080.70	-	32,080.70	-	32,080.70	32,080.70
Economic and Workforce Development Department	5505 - Municipal Capital	1000156 - CD 1-1/2 PER PUB 5505-C340520	716,641.18	-	716,641.18	-	716,641.18	716,641.18
Economic and Workforce Development Department	5505 - Municipal Capital	1000224 - PUB ART ADMIN 5505-A393110	342,309.23	-	342,309.23	342,309.23	342,309.23	342,309.23
Economic and Workforce Development Department	5505 - Municipal Capital	1000889 - CCE FT HILL RTV 5505-P451410	47,505.00	-	47,505.00	-	47,505.00	47,505.00
Economic and Workforce Development Department	5505 - Municipal Capital	1006167 - PUB ART MURAL FUND 5505	436,000.00	-	436,000.00	436,000.00	436,000.00	436,000.00
Economic and Workforce Development Department	5505 - Municipal Capital	1006167 - PUB ART MURAL FUND 5505	1,691,481.11	-	864,091.18	778,390.23	1,642,400.41	1,642,400.41

DEPARTMENT NAME	Fund - Fund Desc	Proj - Proj Desc	Available P12-24	Approved Enc CF	Recommend Project CF - Phase 1	Recommended Project CF - Phase 2	Total Recommended Project CF	Total Approved Encumb CF + Project CF
Economic and Workforce Development Department	5610 - Central District Pro	1000169 - DNTVMN CAPITAL 5610-C339410	408,247.81	7,987.88	408,247.81	-	408,247.81	416,235.69
Economic and Workforce Development Department	5610 - Central District Pro	1003244 - OAK ICE CENTER 5610-P131210	2,215,476.83	-	2,215,476.83	-	2,215,476.83	2,215,476.83
Economic and Workforce Development Department	5610 - Central District Pro	1005179 - REDEVLOPMENT OPERATING PROJ	977,959.08	-	977,959.08	-	977,959.08	977,959.08
Economic and Workforce Development Department	5610 - Central District Pro	1005639 - HIKCC-HAZMAT OPERATING 5610	100,000.00	-	100,000.00	-	100,000.00	100,000.00
Economic and Workforce Development Department	5610 - Central District Pro	1005639 - HIKCC-HAZMAT OPERATING 5610	3,701,683.72	7,987.88	408,247.81	3,293,435.91	3,701,683.72	3,709,671.60
Economic and Workforce Development Department	5613 - Central District	TJ 1005179 - REDEVLOPMENT OPERATING PROJ	140,593.07	-	140,593.07	-	140,593.07	140,593.07
Economic and Workforce Development Department	5613 - Central District	TA Bonds Series 2009T Total	140,593.07	-	140,593.07	-	140,593.07	140,593.07
Economic and Workforce Development Department	5614 - Central District	TJ 1004872 - UPTOWN RENT PROJ 5614	(12,238.78)	-	(12,238.78)	-	(12,238.78)	(12,238.78)
Economic and Workforce Development Department	5614 - Central District	TJ 1004872 - UPTOWN RENT PROJ 5614	874,091.18	-	874,091.18	-	874,091.18	874,091.18
Economic and Workforce Development Department	5614 - Central District	TA Bonds Series 2006T Total	39,043.33	-	39,043.33	-	39,043.33	39,043.33
Economic and Workforce Development Department	5614 - Central District	TA Bonds Series 2006T Total	711.18	-	711.18	-	711.18	711.18
Economic and Workforce Development Department	5614 - Central District	TA Bonds Series 2006T Total	464,319.72	-	464,319.72	-	464,319.72	464,319.72
Economic and Workforce Development Department	5614 - Central District	TA Bonds Series 2006T Total	1,365,926.63	-	711.18	1,365,215.45	1,365,926.63	1,365,926.63
Economic and Workforce Development Department	5630 - Broadway/MacArthur/San Pablo Projects Total	5630 - Broadway/MacArthur/San Pablo Projects Total	46,777.47	-	46,777.47	-	46,777.47	46,777.47
Economic and Workforce Development Department	5630 - Broadway/MacArthur/San Pablo Projects Total	5630 - Broadway/MacArthur/San Pablo Projects Total	50,671.22	-	46,777.47	46,777.47	46,777.47	46,777.47
Economic and Workforce Development Department	5638 - BMSP: TA Bond Series 2006A-T Total	5638 - BMSP: TA Bond Series 2006A-T Total	86,205.93	-	86,205.93	-	86,205.93	86,205.93
Economic and Workforce Development Department	5638 - BMSP: TA Bond Series 2006A-T Total	5638 - BMSP: TA Bond Series 2006A-T Total	86,205.93	-	86,205.93	-	86,205.93	86,205.93
Economic and Workforce Development Department	5640 - Central City East P	1000900 - CCE PUB PRVVT 5640-P356910	69,000.03	0.03	69,000.03	-	69,000.03	69,000.06
Economic and Workforce Development Department	5640 - Central City East P	1000900 - CCE PUB PRVVT 5640-P356910	69,000.03	0.03	69,000.03	-	69,000.03	69,000.06
Economic and Workforce Development Department	5642 - Central City East T	1001461 - CCE TENANT IMPRMT 5643-P458010	19,918.90	-	19,918.90	-	19,918.90	19,918.90
Economic and Workforce Development Department	5643 - Central City East T	1000149 - CCE FAC IMPROV 5643-P458110	67,597.50	-	67,597.50	-	67,597.50	67,597.50
Economic and Workforce Development Department	5643 - Central City East T	1000151 - CCE LAND ACC 5643-C412710	1,463,902.93	-	1,463,902.93	-	1,463,902.93	1,463,902.93
Economic and Workforce Development Department	5643 - Central City East T	1000900 - CCE PUB PRVVT 5640-P356910	(520,694.00)	-	(520,694.00)	-	(520,694.00)	(520,694.00)
Economic and Workforce Development Department	5643 - Central City East T	1001461 - CCE TENANT IMPRMT 5643-P458010	34,329.84	-	34,329.84	-	34,329.84	34,329.84
Economic and Workforce Development Department	5643 - Central City East T	1001541 - CCE TOUGH ON BLT 5643-P432810	440.00	-	440.00	-	440.00	440.00
Economic and Workforce Development Department	5643 - Central City East T	1005179 - REDEVLOPMENT OPERATING PROJ	850,231.23	-	850,231.23	-	850,231.23	850,231.23
Economic and Workforce Development Department	5643 - Central City East T	1005798 - EAST OAKLAND BIZ ASST 5643	1,000,000.00	-	1,000,000.00	-	1,000,000.00	1,000,000.00
Economic and Workforce Development Department	5643 - Central City East T	TA Bonds Series 2006A-T (Taxable) Total	2,895,807.50	-	943,208.93	1,956,398.57	2,899,607.50	2,899,607.50
Economic and Workforce Development Department	5650 - Coliseum Projects	1001549 - COLISM MIS PRP 5650-P466610	88,106.53	-	88,106.53	-	88,106.53	88,106.53
Economic and Workforce Development Department	5650 - Coliseum Projects	1001584 - GENRL COLISM INF 5650-3374510	145,119.47	-	145,119.47	-	145,119.47	145,119.47
Economic and Workforce Development Department	5650 - Coliseum Projects	1001633 - COLISM MONT WRD 1610-C82620	90,266.82	-	90,266.82	-	90,266.82	90,266.82
Economic and Workforce Development Department	5650 - Coliseum Projects	1005179 - REDEVLOPMENT OPERATING PROJ	79,936.06	-	79,936.06	-	79,936.06	79,936.06
Economic and Workforce Development Department	5650 - Coliseum Projects	1005179 - REDEVLOPMENT OPERATING PROJ	403,428.88	-	403,428.88	-	403,428.88	403,428.88
Economic and Workforce Development Department	5656 - Coliseum: TA Bond	1000161 - COL TRAN VILL INF 5656-C366920	808,590.21	324.47	808,590.21	-	808,590.21	808,914.68
Economic and Workforce Development Department	5656 - Coliseum: TA Bond	1000165 - COLISM SPEC PN 5656-P452510	21,613.75	-	21,613.75	-	21,613.75	21,613.75
Economic and Workforce Development Department	5656 - Coliseum: TA Bond	1005179 - REDEVLOPMENT OPERATING PROJ	836,560.34	-	836,560.34	-	836,560.34	836,560.34
Economic and Workforce Development Department	5656 - Coliseum: TA Bond	1005179 - REDEVLOPMENT OPERATING PROJ	1,666,764.30	324.47	808,590.21	836,560.34	1,645,150.55	1,645,475.02
Economic and Workforce Development Department	5670 - Oakland Base Reuse Authority Total	5670 - Oakland Base Reuse Authority Total	68,241.45	3,653.76	68,241.45	-	68,241.45	71,895.21
Economic and Workforce Development Department	5670 - Oakland Base Reuse Authority Total	5670 - Oakland Base Reuse Authority Total	922,120.20	761.16	68,241.45	68,241.45	68,241.45	71,895.21
Economic and Workforce Development Department	5670 - Oakland Base Reuse Authority Total	5670 - Oakland Base Reuse Authority Total	(13.60)	-	922,120.20	-	922,120.20	922,881.36
Economic and Workforce Development Department	5670 - Oakland Base Reuse Authority Total	5670 - Oakland Base Reuse Authority Total	670,750.80	8,392.13	-	341,629.25	341,629.25	350,021.38
Economic and Workforce Development Department	5670 - Oakland Base Reuse Authority Total	5670 - Oakland Base Reuse Authority Total	6,912.50	-	6,912.50	-	6,912.50	6,912.50
Economic and Workforce Development Department	5670 - Oakland Base Reuse Authority Total	5670 - Oakland Base Reuse Authority Total	36,641.00	-	36,641.00	-	36,641.00	36,641.00
Economic and Workforce Development Department	5670 - Oakland Base Reuse Authority Total	5670 - Oakland Base Reuse Authority Total	1,785,035.29	-	1,785,035.29	-	1,785,035.29	1,785,035.29
Economic and Workforce Development Department	5671 - OBRA: Leasing & Utility Total	5671 - OBRA: Leasing & Utility Total	10,000.00	-	10,000.00	-	10,000.00	10,000.00
Economic and Workforce Development Department	5671 - OBRA: Leasing & Utility Total	5671 - OBRA: Leasing & Utility Total	10,000.00	-	10,000.00	-	10,000.00	10,000.00
Economic and Workforce Development Department	5672 - Joint Army Base Infrastructure Total	5672 - Joint Army Base Infrastructure Total	24,069.15	-	24,069.15	-	24,069.15	24,069.15
Economic and Workforce Development Department	5674 - Oakland Army Base	1000226 - RSK MGT PLN STS 5674-P453010	170.26	-	170.26	-	170.26	170.26
Economic and Workforce Development Department	5674 - Oakland Army Base	1000226 - RSK MGT PLN STS 5674-P453010	170.26	-	170.26	-	170.26	170.26
Economic and Workforce Development Department	5674 - Oakland Army Base	1001548 - CITY CTR T-5 ENA 5999-P473010	24,069.15	-	24,069.15	-	24,069.15	24,069.15
Economic and Workforce Development Department	5674 - Oakland Army Base	1001569 - OLIVER/MCILLAN 5999-P497210	(25,380.00)	-	(25,380.00)	-	(25,380.00)	(25,380.00)
Economic and Workforce Development Department	5674 - Oakland Army Base	1001649 - HENRY/KAISER ENA 5999-P497610	13,925.00	-	13,925.00	-	13,925.00	13,925.00
Economic and Workforce Development Department	5674 - Oakland Army Base	1003826 - 12th ST - PARCEL ENA 5999	4,142,139.99	-	4,142,139.99	-	4,142,139.99	4,142,139.99
Economic and Workforce Development Department	5674 - Oakland Army Base	1004352 - OAK A'S HOWARD SITE PEP 5999	3,986,374.60	-	3,986,374.60	-	3,986,374.60	3,986,374.60
Economic and Workforce Development Department	5674 - Oakland Army Base	1004410 - 3050 INTL BLVD ENA (5999)	23,721.21	-	23,721.21	-	23,721.21	23,721.21
Economic and Workforce Development Department	5674 - Oakland Army Base	1004696 - 95th & INT DEV PROJECT	16,252.40	-	16,252.40	-	16,252.40	16,252.40
Economic and Workforce Development Department	5674 - Oakland Army Base	1005773 - FIRE ALARM BUILDING PEP 5999	12,950.00	-	12,950.00	-	12,950.00	12,950.00
Economic and Workforce Development Department	5674 - Oakland Army Base	1006358 - AAASEG COLISEUM SITE PEP 5999	5,067,034.52	-	5,067,034.52	-	5,067,034.52	5,067,034.52

FY24 into FY 25 CAO Approved Project Carryforwards

DEPARTMENT NAME	Fund - Fund Desc	Proj - Proj Desc	Available P12-24	Approved Enc CF	Recommend Project CF - Phase 1	Recommended Project CF - Phase 2	Total Recommended Project CF	Total Approved Encumb CF + Project CF
Economic and Workforce Development Department	5999 - Miscellaneous Capital Projects Total		12,673,086.87	86,076.64		12,658,145.32	12,658,145.32	12,744,221.96
Economic and Workforce Development Department	7760 - Grant Clearing	1003336 - DOT OVERHEAD CLEARING	-	-	-	-	-	0.00
Economic and Workforce Development Department	7760 - Grant Clearing Total		-	-	-	-	-	0.00
Economic and Workforce Development Department	7999 - Miscellaneous Tru	1000500 - MAYOR'S SUMMER YOUTH DONATION	232,498.74	-	232,498.74	-	232,498.74	232,498.74
Economic and Workforce Development Department	7999 - Miscellaneous Trusts Total		232,498.74	-	232,498.74	-	232,498.74	232,498.74
Economic and Workforce Development Department	1010 - General Fund: Ger	0000000 - UNDETERMINED PROJECT	44,322,124.36	409,002.57	17,743,423.84	23,771,863.96	41,515,287.80	41,924,290.37
Finance Department	1000007 - DP080 Administrative Project		-	-	-	-	-	0.00
Finance Department	1000021 - DP900 Administrative Project		-	345,378.59	-	-	-	345,378.59
Finance Department	1000052 - FIN/MGMT AUDITS		0.01	-	-	-	-	0.01
Finance Department	1000123 - MEASURE FF EDUCATION		-	-	-	-	-	0.00
Finance Department	1000875 - PAY BY PHONE FEE		-	-	-	-	-	0.00
Finance Department	1003215 - REVENUE RECORDATION & TECH FEE		31,580.00	-	-	-	-	0.00
Finance Department	1004391 - FINANCE OP SYSTEMS		1,686,634.31	5,950.00	-	1,686,634.31	1,686,634.31	1,692,584.31
Finance Department	1004973 - Budget Community Engagement		158,581.00	-	-	-	-	0.00
Finance Department	1006959 - BLT IMPLEMENTATION		929,081.87	-	-	-	-	0.00
Finance Department	1007159 - FUSION BI		84,499.99	-	-	-	-	0.00
Finance Department	1010 - General Fund: General Purpose Total		2,890,377.17	351,328.60	-	1,686,634.31	1,686,634.31	2,037,962.91
Finance Department	1030 - Measure HH (SSBC)	1000007 - DP080 Administrative Project	-	-	-	-	-	0.00
Finance Department	1030 - Measure HH (SSBC)	1000007 - DP080 Administrative Project	39,866.85	34,264.46	-	-	-	34,264.46
Finance Department	1030 - Measure HH (SSBDT) Total		39,866.85	34,264.46	-	-	-	34,264.46
Finance Department	1150 - Worker's Compensation Insurance Claims Total		-	-	-	-	-	0.00
Finance Department	1610 - Successor Redevelopment Agency Reimbursement Fund Total		-	22,361.70	-	-	-	22,361.70
Finance Department	1610 - Successor Redevelopment Agency Reimbursement Fund Total		-	22,361.70	-	-	-	22,361.70
Finance Department	1700 - Mandatory Refuse	1000007 - DP080 Administrative Project	-	3,266.02	-	-	-	3,266.02
Finance Department	1700 - Mandatory Refuse Program Total		-	3,266.02	-	-	-	3,266.02
Finance Department	1750 - Multipurpose Rese	1000007 - DP080 Administrative Project	-	-	-	-	-	0.00
Finance Department	1750 - Multipurpose Reserve Total		-	-	-	-	-	0.00
Finance Department	1870 - Affordable Housing	1000007 - DP080 Administrative Project	-	-	-	-	-	0.00
Finance Department	1870 - Affordable Housing	1000386 - HTF HOUSING DEV	5,497.79	-	-	-	-	0.00
Finance Department	1870 - Affordable Housing Trust Fund Total		5,497.79	-	-	-	-	0.00
Finance Department	2195 - Workforce Investm	1000025 - WIA ADMIN DW 2195-G45399	(3,809.02)	-	(3,809.02)	-	(3,809.02)	(3,809.02)
Finance Department	2195 - Workforce Investm	1000244 - WIA ADMIN ADULT 2195-G453499	9,533.79	-	9,533.79	-	9,533.79	9,533.79
Finance Department	2195 - Workforce Investm	1000876 - WIA ADMIN YTH 2195-G453599	12,523.48	-	12,523.48	-	12,523.48	12,523.48
Finance Department	2195 - Workforce Investm	1000007 - DP080 Administrative Project	18,248.25	-	18,248.25	-	18,248.25	18,248.25
Finance Department	2211 - Measure B: Local	1000007 - DP080 Administrative Project	-	-	-	-	-	0.00
Finance Department	2211 - Measure B: Local Streets & Roads Total		-	-	-	-	-	0.00
Finance Department	2216 - Measure BB - Alameda County Transportation Commission Sales Tax Total		-	-	-	-	-	0.00
Finance Department	2218 - Measure BB - Local Streets and Roads Total		-	-	-	-	-	0.00
Finance Department	2232 - Gas Tax RMRA	1000007 - DP080 Administrative Project	-	-	-	-	-	0.00
Finance Department	2232 - Gas Tax RMRA Total		-	-	-	-	-	0.00
Finance Department	2241 - Measure Q: Library Services Retention & Enhancement Total		10,866.15	-	-	-	-	0.00
Finance Department	2241 - Measure Q: Library Services Retention & Enhancement Total		10,866.15	-	-	-	-	0.00
Finance Department	2243 - Measure D - Parcel Tax to Maintain, Protect & Improve Library Services Total		16,000.00	-	-	8,000.00	8,000.00	8,000.00
Finance Department	2244 - Measure Q - Parks & Recreation Preservation, Litter Reduction, and Homelessness Sup		98,447.00	-	-	-	-	0.00
Finance Department	2250 - Measure N: Fund	1000113 - MSR N PARAMDC ASMT ENGR SVC	5,388.72	-	-	3,586.60	3,586.60	3,586.60
Finance Department	2250 - Measure N: Fund Total		5,388.72	-	-	3,586.60	3,586.60	3,586.60
Finance Department	2252 - Measure Z - Violent	1000021 - DP900 Administrative Project	-	-	-	-	-	0.00
Finance Department	2252 - Measure Z - Violent Prevention and Public Safety Act of 2014 Total		39,402.58	-	39,402.58	-	39,402.58	39,402.58
Finance Department	2270 - Vacant Property Tax Act Fund Total		52,765.99	-	52,765.99	-	52,765.99	52,765.99
Finance Department	2310 - Lighting and Landscape Assessment District Total		25,999.22	-	-	-	-	0.00
Finance Department	2310 - Lighting and Landscape Assessment District Total		25,999.22	-	-	-	-	0.00

FY24 into FY 25 CAO Approved Project Carryforwards

DEPARTMENT NAME	Fund - Fund Desc	Proj - Proj Desc	Available P12-24	Approved Enc CF	Recommend Project CF- Phase 1	Recommended Project CF- Phase 2	Total Recommended Project CF	Total Approved Encumb CF + Project CF
Finance Department	2412 - Measure M - Alarm	1000112 - EMRGNCY RETN SVCS ACT ASMT ENG	19,000.00	-	-	9,500.00	9,500.00	9,500.00
Finance Department	2412 - Measure M - Alarm	1000113 - MSR N PARAMDC ASMT ENGR SVC	5,388.72	-	-	3,586.60	3,586.60	3,586.60
Finance Department	2412 - Measure M - Alameda County: Emergency Dispatch Service Supplemental Assessment		24,388.72	-	-	13,086.60	13,086.60	13,086.60
Finance Department	2413 - Rent Adjustment F	1000007 - DP080 Administrative Project	-	-	-	-	-	0.00
Finance Department	2413 - Rent Adjustment Program Fund Total	1001110 - RENT ARBITRATION P190020	10,199.75	-	-	-	-	0.00
Finance Department	2413 - Rent Adjustment Program Fund Total		10,199.75	-	-	-	-	0.00
Finance Department	2415 - Development Serv	1000007 - DP080 Administrative Project	-	970.02	-	-	-	970.02
Finance Department	2415 - Development Service Fund Total		-	970.02	-	-	-	970.02
Finance Department	2417 - Excess Litter Fee F	1000007 - DP080 Administrative Project	-	-	-	-	-	0.00
Finance Department	2417 - Excess Litter Fee Fund Total		-	-	-	-	-	0.00
Finance Department	3100 - Sewer Service Fun	1000007 - DP080 Administrative Project	-	-	-	-	-	0.00
Finance Department	3100 - Sewer Service Fund Total		-	-	-	-	-	0.00
Finance Department	4500 - Central Stores	1000007 - DP080 Administrative Project	-	3,403.58	-	-	-	3,403.58
Finance Department	4500 - Central Stores Total		-	3,403.58	-	-	-	3,403.58
Finance Department	4550 - Purchasing	1000007 - DP080 Administrative Project	-	29,751.75	-	-	-	29,751.75
Finance Department	4550 - Purchasing Total		-	29,751.75	-	-	-	29,751.75
Finance Department	4600 - Information Techn	1000007 - DP080 Administrative Project	-	-	-	-	-	0.00
Finance Department	4600 - Information Technology Total	1004391 - FINANCE OP SYSTEMS	5,016,667.32	-	4,928,349.61	-	4,928,349.61	4,928,349.61
Finance Department	5610 - Central District Pr	1000007 - DP080 Administrative Project	-	-	-	-	-	0.00
Finance Department	5610 - Central District Projects Total		-	-	-	-	-	0.00
Finance Department	5650 - Coliseum Projects	1000007 - DP080 Administrative Project	-	-	-	-	-	0.00
Finance Department	5650 - Coliseum Projects Total		-	-	-	-	-	0.00
Finance Department	7100 - Police and Fire Ret	1000007 - DP080 Administrative Project	-	2,950.00	-	-	-	2,950.00
Finance Department	7100 - Police and Fire Retirement System Total		-	2,950.00	-	-	-	2,950.00
Finance Department	7760 - Grant Clearing	1001288 - PWA OVERHEAD CLEARING	-	-	-	-	-	0.00
Finance Department	7760 - Grant Clearing Total	1003336 - DOT OVERHEAD CLEARING	-	-	-	-	-	0.00
Finance Department Total			8,190,363.94	501,062.12	57,650.83	6,639,657.12	6,697,307.95	7,198,370.07
Fire Department	1010 - General Fund: Ger	1000009 - DP200 Administrative Project	2,548,131.00	1,383,508.89	2,548,131.00	-	2,548,131.00	3,931,639.89
Fire Department	1010 - General Fund: Ger	1004388 - Vegetation Management	-	647,201.77	-	-	647,201.77	647,201.77
Fire Department	1010 - General Fund: Ger	1004398 - Fire Academy Training	902,456.25	315,124.22	-	-	315,124.22	315,124.22
Fire Department	1010 - General Fund: Ger	1005271 - FIRESAFE COUNCIL GRANT MATCH	-	-	-	-	-	0.00
Fire Department	1010 - General Fund: Ger	1005341 - OFD Standards of Coverage	25,000.00	0.01	-	-	0.01	0.01
Fire Department	1010 - General Fund: Ger	1005384 - MACRO	261,598.50	214,785.46	-	-	214,785.46	214,785.46
Fire Department	1010 - General Fund: Ger	1005991 - OFD BEHAVIORAL HEALTH	197,710.00	138,400.00	197,710.00	-	197,710.00	336,110.00
Fire Department	1010 - General Fund: Ger	1006294 - EOC OVERTIME FUNDING	1,131,694.81	2,466.61	-	200,000.00	200,000.00	202,466.61
Fire Department	1010 - General Fund: Ger	1006499 - AFG 2020 COST MATCH	-	6,607.03	-	-	6,607.03	36,101.84
Fire Department	1010 - General Fund: Ger	1006576 - FIRE STATION 2 SUPPORT	103,719.19	43,636.20	-	-	43,636.20	43,636.20
Fire Department	1010 - General Fund: Ger	1007224 - AFG 2021 COST MATCH	36,018.19	-	36,018.19	-	36,018.19	36,018.19
Fire Department	1010 - General Fund: Ger	1010 - General Fund: Ger	5,212,934.97	2,781,225.00	2,781,859.19	200,000.00	2,981,859.19	5,763,084.19
Fire Department	1100 - Self Insurance Liability Total		-	-	-	-	-	0.00
Fire Department	1150 - Worker's Compens	1000009 - DP200 Administrative Project	-	-	-	-	-	0.00
Fire Department	1150 - Worker's Compensation Insurance Claims Total		-	-	-	-	-	0.00
Fire Department	1710 - Recycling Program	1000009 - DP200 Administrative Project	-	53,550.10	-	-	-	53,550.10
Fire Department	1710 - Recycling Program Total		-	53,550.10	-	-	-	53,550.10
Fire Department	1720 - Comprehensive Cl	1000009 - DP200 Administrative Project	-	-	-	-	-	0.00
Fire Department	1720 - Comprehensive Clean-up Total	1001175 - HOUSEHOLD HAZ WASTE P40200	(6,562.50)	7,664.99	-	-	7,664.99	7,664.99
Fire Department	2063 - FEMA Declaration: 1004407 - HURRICANE FLORENCE 2018		(6,562.50)	7,664.99	-	-	7,664.99	7,664.99
Fire Department	1006017 - CHAMPLAIN TOWER COLLAPSE		(255,595.88)	-	(255,595.88)	-	(255,595.88)	(255,595.88)
Fire Department	1006111 - HURRICANE IDA		-	-	-	-	-	0.00
Fire Department	1006511 - KENTUCKY FLOOD		-	-	-	-	-	0.00
Fire Department	1007190 - HI WILDFIRES		(21,313.74)	(21,313.74)	-	-	(21,313.74)	(21,313.74)
Fire Department	1007587 - NEW MEXICO WILDFIRE		(28,190.46)	(28,190.46)	-	-	(28,190.46)	(28,190.46)
Fire Department	2063 - FEMA Declarations Total		(305,100.08)	(305,100.08)	-	-	(305,100.08)	(305,100.08)
Fire Department	2116 - Department of Tra	1007347 - OTS Grant 2024	8.78	-	8.78	-	8.78	8.78
Fire Department	2116 - Department of Transportation Total		8.78	8.78	-	-	8.78	8.78

DEPARTMENT NAME	Fund - Fund Desc	Proj - Proj Desc	Available P12-24	Approved Enc CF	Recommend Project CF - Phase 1	Recommended Project CF - Phase 2	Total Recommended Project CF	Total Approved Encumb CF + Project CF
Fire Department	2123 - US Dept of Homeland Security	1001373 - RCPG F107 F08 G385810	531,281.89	-	-	-	531,281.89	531,281.89
Fire Department	2123 - US Dept of Homeland Security	1003286 - SUAS1 2016	346,200.67	-	346,200.67	-	346,200.67	346,200.67
Fire Department	2123 - US Dept of Homeland Security	1005555 - UASI 2021	5,594.95	-	5,594.95	-	5,594.95	5,594.95
Fire Department	2123 - US Dept of Homeland Security	1005556 - UASI 2022	121,146.06	135,476.92	121,146.06	-	256,622.98	256,622.98
Fire Department	2123 - US Dept of Homeland Security	1005557 - FY 2021 CERT GRANT	6,729.74	240.49	6,729.74	-	6,970.23	6,970.23
Fire Department	2123 - US Dept of Homeland Security	1005558 - FY 2022 CERT GRANT	39,903.51	-	39,903.51	-	39,903.51	39,903.51
Fire Department	2123 - US Dept of Homeland Security	1006635 - UASI 2023	651,523.07	49,870.47	651,523.07	-	701,393.54	701,393.54
Fire Department	2123 - US Dept of Homeland Security	399,333.75	399,333.75	185,587.88	399,333.75	-	784,651.63	784,651.63
Fire Department	2124 - Federal (Emergency)	1000606 - AFG WELLNESS GRANT G475410	30,746.09	-	30,746.09	-	30,746.09	30,746.09
Fire Department	2124 - Federal (Emergency)	1001061 - OIL SPILL CONTROL PLAN G251710	6,972.14	-	6,972.14	-	6,972.14	6,972.14
Fire Department	2124 - Federal (Emergency)	1001202 - MIRS-ERCS G262710	12,645.24	-	12,645.24	-	12,645.24	12,645.24
Fire Department	2124 - Federal (Emergency)	1004647 - 2019 US&R Grant	-	-	-	-	-	0.00
Fire Department	2124 - Federal (Emergency)	1004649 - 2020 US&R Grant	12,517.68	-	12,517.68	-	12,517.68	12,517.68
Fire Department	2124 - Federal (Emergency)	1005561 - 2021 US&R Grant	282,358.43	90,482.65	282,358.43	-	372,841.08	372,841.08
Fire Department	2124 - Federal (Emergency)	1005563 - 2022 US&R Grant	457,030.43	10,705.61	457,030.43	-	467,736.04	467,736.04
Fire Department	2124 - Federal (Emergency)	1006322 - PS6P 2021	-	468,314.29	-	-	468,314.29	468,314.29
Fire Department	2124 - Federal (Emergency)	1006363 - AFG 2020	0.00	-	0.00	-	0.00	0.00
Fire Department	2124 - Federal (Emergency)	1006377 - SAFER 2021	18,530.213.00	-	18,530.213.00	-	18,530.213.00	18,530.213.00
Fire Department	2124 - Federal (Emergency)	1006562 - AFG 2021	360,181.81	-	360,181.81	-	360,181.81	360,181.81
Fire Department	2124 - Federal (Emergency)	1006634 - 2023 US&R Grant	457,462.13	487.81	457,462.13	-	457,949.94	457,949.94
Fire Department	2124 - Federal (Emergency)	Management Agency (FEMA) Total	20,150,126.95	569,990.36	20,150,126.95	-	20,720,117.31	20,720,117.31
Fire Department	2128 - Department of Health	1000577 - FY13-14 MIRC G375830	7,502.79	-	7,502.79	-	7,502.79	7,502.79
Fire Department	2128 - Department of Health	1001479 - FY 09-10 MIRC G375820	6,572.85	-	6,572.85	-	6,572.85	6,572.85
Fire Department	2128 - Department of Health	1007014 - MACRO-SAMHSA GRANT	734,000.00	-	734,000.00	-	734,000.00	734,000.00
Fire Department	2128 - Department of Health	1005365 - PSPS 2019	748,075.64	-	748,075.64	-	748,075.64	748,075.64
Fire Department	2159 - State of California	1006171 - MACRO - STATE GRANT	8,582.72	-	8,582.72	-	8,582.72	8,582.72
Fire Department	2159 - State of California	1006359 - LOCAL JURISDICTION GRANT 2159	5,650,311.85	-	5,650,311.85	-	5,650,311.85	5,650,311.85
Fire Department	2159 - State of California	1006359 - LOCAL JURISDICTION GRANT 2159	318,491.13	-	318,491.13	-	318,491.13	318,491.13
Fire Department	2159 - State of California	1006359 - LOCAL JURISDICTION GRANT 2159	5,977,385.70	-	5,977,385.70	-	5,977,385.70	5,977,385.70
Fire Department	2160 - County of Alameda	1001312 - FRALS G176410	925,101.27	-	925,101.27	-	925,101.27	925,101.27
Fire Department	2190 - Private Grants	1000743 - FIRE BOAT P40600	142,777.49	15,193.23	142,777.49	-	157,970.72	157,970.72
Fire Department	2190 - Private Grants	1000743 - FIRE BOAT P40600	142,777.49	15,193.23	142,777.49	-	157,970.72	157,970.72
Fire Department	2250 - Measure N: Fund	1000009 - DP200 Administrative Project	142,777.49	15,193.23	142,777.49	-	157,970.72	157,970.72
Fire Department	2250 - Measure N: Fund	1000009 - DP200 Administrative Project	31,912.20	-	31,912.20	-	31,912.20	31,912.20
Fire Department	2252 - Measure Z - Violen	1000747 - VP&PS 2014 MEASURE Z P408510	-	-	-	-	-	0.00
Fire Department	2252 - Measure Z - Violen	1000747 - VP&PS 2014 MEASURE Z P408510	-	-	-	-	-	0.00
Fire Department	2320 - Fire Suppression A	1000615 - FEMA PDWG GRANT MH G493420	27,446.14	-	27,446.14	-	27,446.14	27,446.14
Fire Department	2320 - Fire Suppression A	1000615 - FEMA PDWG GRANT MH G493420	27,446.14	-	27,446.14	-	27,446.14	27,446.14
Fire Department	2330 - Werner Court Veg	1000009 - DP200 Administrative Project	-	-	-	-	-	0.00
Fire Department	2330 - Werner Court Veg	1000009 - DP200 Administrative Project	-	-	-	-	-	0.00
Fire Department	2412 - Measure M - Alam	1000009 - DP200 Administrative Project	30,303.03	30,303.03	-	-	30,303.03	30,303.03
Fire Department	2412 - Measure M - Alam	1000009 - DP200 Administrative Project	30,303.03	30,303.03	-	-	30,303.03	30,303.03
Fire Department	2415 - Development Serv	1003971 - TECH ENHANCEMENT AND REC MGMT	223,669.00	-	223,669.00	-	223,669.00	223,669.00
Fire Department	2415 - Development Serv	1005060 - Fire Code Insp of Structures	4,409,138.13	615,899.51	4,409,138.13	3,251,675.73	3,867,575.24	3,867,575.24
Fire Department	2415 - Development Serv	1005074 - Fire Plan Check	2,610,352.40	85,976.25	2,610,352.40	152,750.96	238,727.21	238,727.21
Fire Department	2415 - Development Serv	1005493 - Youth Fire Safety Program	7,243,159.53	701,875.76	7,243,159.53	3,404,426.69	4,106,502.45	4,106,502.45
Fire Department	2415 - Development Serv	1005493 - Youth Fire Safety Program	500.00	-	500.00	-	500.00	500.00
Fire Department	2415 - Development Serv	1005493 - Youth Fire Safety Program	500.00	-	500.00	-	500.00	500.00
Fire Department	3100 - Sewer Service Fund	1000009 - DP200 Administrative Project	-	-	500.00	-	500.00	500.00
Fire Department	3100 - Sewer Service Fund	1000009 - DP200 Administrative Project	-	-	500.00	-	500.00	500.00
Fire Department	4100 - Equipment	1000009 - DP200 Administrative Project	54,852.75	-	54,852.75	-	54,852.75	54,852.75
Fire Department	4100 - Equipment	1000009 - DP200 Administrative Project	54,852.75	-	54,852.75	-	54,852.75	54,852.75
Fire Department	4200 - Radio / Telecomm	1000009 - DP200 Administrative Project	7,906.91	-	7,906.91	-	7,906.91	7,906.91
Fire Department	4200 - Radio / Telecomm	1000009 - DP200 Administrative Project	7,906.91	-	7,906.91	-	7,906.91	7,906.91
Fire Department	4600 - Information Techn	1000439 - IBM2 911 PS UPGRADE C468133	528,303.61	-	528,303.61	-	528,303.61	528,303.61
Fire Department	4600 - Information Techn	1000439 - IBM2 911 PS UPGRADE C468133	528,303.61	-	528,303.61	-	528,303.61	528,303.61
Fire Department	7760 - Grant Clearing	1003336 - DOT OVERHEAD CLEARING	-	-	-	-	-	0.00
Fire Department	7760 - Grant Clearing	1003336 - DOT OVERHEAD CLEARING	-	-	-	-	-	0.00
Fire Department Total			41,043,491.25	4,440,062.21	31,348,372.30	3,631,872.83	34,980,245.13	39,420,307.34

FY24 into FY 25 CAO Approved Project Carryforwards

DEPARTMENT NAME	Fund - Fund Desc	Proj - Proj Desc	Available P12-24	Approved Enc CF	Recommend Project CF- Phase 1	Recommended Project CF - Phase 2	Total Recommended Project CF	Total Approved (Encumb CF + Project CF)
Housing and Community Development Department	1010 - General Fund: Gen 1000020 - DP890 Administrative Project	1001110 - RENT ARBITRATION P190020	-	-	-	-	-	0.00
Housing and Community Development Department	1006449 - Homeless Prevention Pilot	1006585 - Legal Svc Prisoners w Child	-	-	-	-	-	0.00
Housing and Community Development Department	1010 - General Fund: General Purpose Total	1830 - Central District Pro1001241 - BWAY COR REV LOAN 1830-P177010	-	-	-	-	-	0.00
Housing and Community Development Department	1830 - Central District Project Area Loans Total	1870 - Affordable Housing1000020 - DP890 Administrative Project	-	-	-	-	-	0.00
Housing and Community Development Department	1000381 - CIVIC CENTER/L4TOD	1000386 - HTF HOUSING DEV	50,000.00	80,631.22	-	1,896,975.54	1,896,975.54	1,977,606.76
Housing and Community Development Department	1000393 - PREDEVELOPMENT LOAN	1001418 - DHCD-CDE ADMINISTRAT G05650	6,738,202.47	138,173.53	-	-	0.00	0.00
Housing and Community Development Department	1001664 - JOBS/HOUSING IMPACT FEES	1001674 - AFFORDABLE HOUSING IMPACT FEE	391,117.03	3,248.13	-	-	-	3,248.13
Housing and Community Development Department	1004050 - Longfellow 3801-3807 MLK	1004667 - 7TH & CAMPBELL	3,965,000.00	-	-	3,965,000.00	3,965,000.00	3,965,000.00
Housing and Community Development Department	1004668 - 95TH AND INTERNATIONAL	1004670 - FRIENDSHIP SENIOR RENTAL	5,692,682.52	-	-	5,692,682.52	5,692,682.52	5,692,682.52
Housing and Community Development Department	1004673 - Healthy Housing Code	1004815 - Oakland Anti-Displacement	1,054,000.00	-	-	1,054,000.00	1,054,000.00	1,054,000.00
Housing and Community Development Department	1005041 - CLIFTON HALL ACQUISITION	1005446 - 2000 36TH AVENUE	55,423.73	-	-	55,423.73	55,423.73	55,423.73
Housing and Community Development Department	1005447 - 6106-6108 HILTON STREET	1005506 - 524-530 8TH STREET	-	-	-	-	-	0.00
Housing and Community Development Department	1005788 - Fook Lok East	1006416 - Phoenix Affordable Housing	1,127.38	-	-	1,127.38	1,127.38	1,127.38
Housing and Community Development Department	1006544 - 34th & San Pablo	1006547 - 2700 International	-	-	-	-	-	0.00
Housing and Community Development Department	1006591 - COLISEUM CONN RELOC ASSIST	1007110 - Create Rapid Response Homeless	1,771,313.00	71,093.35	-	201,427.40	201,427.40	272,520.75
Housing and Community Development Department	1007111 - Tenant Legal Services	1007113 - Seismic Assessments	2,321,784.44	-	-	2,321,784.44	2,321,784.44	2,321,784.44
Housing and Community Development Department	1007510 - 4707 Wood Street	1007510 - 4707 Wood Street	213,737.00	-	-	213,737.00	213,737.00	213,737.00
Housing and Community Development Department	1870 - Affordable Housing Trust Fund Total	1871 - Jobs Housing Impa	1,127.38	-	-	1,127.38	1,127.38	1,127.38
Housing and Community Development Department	1871 - Jobs Housing Impa	1872 - Affordable Housing	31,761,825.87	154,972.70	-	25,424,577.46	25,424,577.46	25,579,550.16
Housing and Community Development Department	1004670 - FRIENDSHIP SENIOR RENTAL	1005374 - 1432 12TH AVENUE	1,018,000.00	-	-	1,018,000.00	1,018,000.00	1,018,000.00
Housing and Community Development Department	1005446 - 2000 36TH AVENUE	1006415 - Phoenix Affordable Housing	69,827.21	-	-	69,827.21	69,827.21	69,827.21
Housing and Community Development Department	1005469 - 3050 Int'l Blvd Acquisition	1006544 - 34th & San Pablo	207,864.07	-	-	207,864.07	207,864.07	207,864.07
Housing and Community Development Department	1006413 - 1921 & 2022 36th Avenue	1006545 - Agnes Memorial Senior	138,096.44	-	-	138,096.44	138,096.44	138,096.44
Housing and Community Development Department	1006416 - Phoenix Affordable Housing	1006547 - 2700 International	2,263,889.00	-	-	2,263,889.00	2,263,889.00	2,263,889.00
Housing and Community Development Department	1006544 - 34th & San Pablo	1006546 - Agnes Memorial Senior	1,450,000.00	-	-	1,450,000.00	1,450,000.00	1,450,000.00
Housing and Community Development Department	1006545 - Agnes Memorial Senior	1006546 - Agnes Memorial Senior	201,710.00	-	-	201,710.00	201,710.00	201,710.00
Housing and Community Development Department	1006547 - 2700 International	1007075 - JOBS/HOUSING IMPACT FEE	928,687.00	-	-	928,687.00	928,687.00	928,687.00
Housing and Community Development Department	1006547 - 2700 International	1007075 - JOBS/HOUSING IMPACT FEE	769,629.00	-	-	769,629.00	769,629.00	769,629.00
Housing and Community Development Department	1007075 - JOBS/HOUSING IMPACT FEE	1007075 - JOBS/HOUSING IMPACT FEE	2,500,000.00	-	-	2,500,000.00	2,500,000.00	2,500,000.00
Housing and Community Development Department	1871 - Jobs Housing Impact Fee Fund Total	1872 - Affordable Housing	244,206.92	-	-	244,206.92	244,206.92	244,206.92
Housing and Community Development Department	1872 - Affordable Housing	1873 - Affordable Housing	9,791,909.64	-	-	9,791,909.64	9,791,909.64	9,791,909.64
Housing and Community Development Department	1873 - Affordable Housing	1874 - Affordable Housing	1,872,856.81	-	-	1,872,856.81	1,872,856.81	1,872,856.81
Housing and Community Development Department	1874 - Affordable Housing	1875 - Affordable Housing	4,449,977.40	-	-	4,449,977.40	4,449,977.40	4,449,977.40
Housing and Community Development Department	1004670 - FRIENDSHIP SENIOR RENTAL	1004675 - WEST GRAND & BRUSH	-	-	-	-	-	0.00
Housing and Community Development Department	1005446 - 2000 36TH AVENUE	1005449 - 3050 Int'l Blvd Acquisition	2,330,000.00	-	-	2,330,000.00	2,330,000.00	2,330,000.00
Housing and Community Development Department	1005506 - 524-530 8TH STREET	1006416 - Phoenix Affordable Housing	40,119.12	-	-	40,119.12	40,119.12	40,119.12
Housing and Community Development Department	1006542 - 5000 Lake Park Avenue	1006544 - 34th & San Pablo	586,111.00	-	-	586,111.00	586,111.00	586,111.00
Housing and Community Development Department	1006544 - 34th & San Pablo	1006546 - Agnes Memorial Senior	-	-	-	-	-	0.00
Housing and Community Development Department	1006546 - Agnes Memorial Senior	1007076 - AFFORDABLE HOUSING IMPACT	983,130.00	-	-	983,130.00	983,130.00	983,130.00
Housing and Community Development Department	1007076 - AFFORDABLE HOUSING IMPACT	1007076 - AFFORDABLE HOUSING IMPACT	527,870.00	-	-	527,870.00	527,870.00	527,870.00
Housing and Community Development Department	1872 - Affordable Housing Impact Fee Fund Total	1880 - Low Mod Operatio	452,473.00	-	-	452,473.00	452,473.00	452,473.00
Housing and Community Development Department	1880 - Low Mod Operatio	1000933 - HSG DEV-HOME MATCH-389 CITY	12,338,993.33	-	-	12,338,993.33	12,338,993.33	12,338,993.33
Housing and Community Development Department	1000933 - HSG DEV-HOME MATCH-389 CITY		2,997.60	-	-	2,997.60	2,997.60	2,997.60
Housing and Community Development Department			36,089.00	-	-	36,089.00	36,089.00	36,089.00

DEPARTMENT NAME	Fund - Fund Desc	Proj - Proj Desc	Available P12-24	Approved Enc CF	Recommend Project CF- Phase 1	Recommended Project CF - Phase 2	Total Recommended Project CF	Total Approved (Encumb CF + Project CF)
Housing and Community Development Department	1880 - Low Mod Operatio	1000934 - CE HSG 1550 5TH AVE-359 CITY	8,230.00	-	-	-	-	0.00
Housing and Community Development Department	1000937 - CALIFORNIA HOTEL		86,478.00	-	-	86,478.00	86,478.00	86,478.00
Housing and Community Development Department	1880 - Low Mod Operations Total		133,794.60	-	-	122,567.00	122,567.00	122,567.00
Housing and Community Development Department	1883 - 2000 Subordinated	1000940 - FAITH HOUSING-ROPS 398 CITY	-	-	-	8,916.48	8,916.48	8,916.48
Housing and Community Development Department	1000941 - 3701 MILK JR WAY-ROPS 399 CITY		5,640.95	-	-	5,640.95	5,640.95	5,640.95
Housing and Community Development Department	1000942 - MILK MACARTHUR-ROPS 400 CITY		6,527.64	-	-	6,527.64	6,527.64	6,527.64
Housing and Community Development Department	1000943 - 1672 7TH STREET-ROPS 402 CITY		4,232.34	-	-	4,232.34	4,232.34	4,232.34
Housing and Community Development Department	1000944 - 1666 7TH STREET ACQUIS-403 CITY		2,200.90	-	-	1,667.05	1,667.05	1,667.05
Housing and Community Development Department	1001033 - 715 CAMPBELL STREET-401 CITY		595.92	-	-	-	-	0.00
Housing and Community Development Department	1001296 - 1574-90 7TH AVENUE-397 CITY		8,550.01	-	-	8,550.01	8,550.01	8,550.01
Housing and Community Development Department	1883 - 2000 Subordinated Housing Set-aside Total		36,664.24	-	-	35,534.47	35,534.47	35,534.47
Housing and Community Development Department	1884 - 2006 Housing Bon	1000937 - CALIFORNIA HOTEL	1,178,555.90	-	-	1,178,555.90	1,178,555.90	1,178,555.90
Housing and Community Development Department	1884 - 2006 Housing Bond Proceeds Total		1,178,555.90	-	-	1,178,555.90	1,178,555.90	1,178,555.90
Housing and Community Development Department	1885 - 2011A-T Subordina	1000390 - PARCELS F-G-BRKLNYB	1,103,253.86	-	-	1,103,253.86	1,103,253.86	1,103,253.86
Housing and Community Development Department	1005788 - Foek Lok East		378,872.62	-	-	378,872.62	378,872.62	378,872.62
Housing and Community Development Department	1885 - 2011A-T Subordinated Housing Total		1,482,126.48	-	-	1,482,126.48	1,482,126.48	1,482,126.48
Housing and Community Development Department	2063 - FEMA Declarations	1006991 - COLISEUM CONN RELOC ASSIST	-	-	-	-	-	0.00
Housing and Community Development Department	2071 - CARES Act Relief F	1005781 - ERA Program	-	-	-	-	-	0.00
Housing and Community Development Department	1006076 - ERAP II		(27,454.73)	-	(27,454.73)	-	-	0.00
Housing and Community Development Department	2071 - CARES Act Relief Fund Total		(27,454.73)	-	(27,454.73)	-	(27,454.73)	(27,454.73)
Housing and Community Development Department	2072 - American Rescue P	1006120 - CA ERAP-SRA2	-	-	-	-	-	0.00
Housing and Community Development Department	2072 - American Rescue Plan Act Total		-	-	-	-	-	0.00
Housing and Community Development Department	2108 - HUD-CDBG	1000079 - TENANT ACCESS G00500	140,175.91	-	-	140,175.91	140,175.91	140,175.91
Housing and Community Development Department	1000081 - OBDC PROGRAM DE	G02200	(469,328.43)	-	(469,328.43)	-	(469,328.43)	(469,328.43)
Housing and Community Development Department	1000083 - CD CONTINGENCY	G06250	0.83	-	0.83	-	0.83	0.83
Housing and Community Development Department	1000084 - FAIR HOUSING	G06520	-	-	-	-	-	0.00
Housing and Community Development Department	1000085 - HOME COUNSELING	G08350	43,116.83	0.01	43,116.83	-	43,116.83	43,116.83
Housing and Community Development Department	1000087 - HOME MAINTENANCE	G08650	(720,601.59)	-	(720,601.59)	-	(720,601.59)	(720,601.59)
Housing and Community Development Department	1000338 - LIFE LONG MEDICAL	CTR	4.17	-	4.17	-	4.17	4.17
Housing and Community Development Department	1000350 - CDBG GRANT FY13-15	G468840	0.45	-	0.45	-	0.45	0.45
Housing and Community Development Department	1000351 - CDBG GRANT FY13-15	G468845	171.56	-	171.56	-	171.56	171.56
Housing and Community Development Department	1000359 - STRATEGIC INITIATIVE		(23,103.18)	-	(23,103.18)	-	(23,103.18)	(23,103.18)
Housing and Community Development Department	1000360 - CDBG SEISMIC RETRO		(3,884.71)	-	(3,884.71)	-	(3,884.71)	(3,884.71)
Housing and Community Development Department	1000362 - RENTAL REHAB PRGM	G480120	3,260.71	-	3,260.71	-	3,260.71	3,260.71
Housing and Community Development Department	1000886 - REHAB LOAN PROG	G08750	(573,346.74)	-	(573,346.74)	-	(573,346.74)	(573,346.74)
Housing and Community Development Department	1000887 - CD SELF-HELP PAINT	G09050	7,102.75	-	7,102.75	-	7,102.75	7,102.75
Housing and Community Development Department	1001107 - MINOR HOME REPAIR	G53800	33,272.54	-	33,272.54	-	33,272.54	33,272.54
Housing and Community Development Department	1001338 - 2108 CDBG EOC	HOMELESS HSG SHELTER	20,437.52	-	20,437.52	-	20,437.52	20,437.52
Housing and Community Development Department	1001417 - BUSINESS DEVE	G01900	(17,685.12)	-	(17,685.12)	-	(17,685.12)	(17,685.12)
Housing and Community Development Department	1001418 - DHCD-CDE ADMINISTRAT	G05650	(333,054.38)	91.87	(333,054.38)	-	(333,054.38)	(332,962.51)
Housing and Community Development Department	1001462 - SPAAT STUDENT Progr		501.14	-	501.14	-	501.14	501.14
Housing and Community Development Department	1001523 - FEMA SF SEISMIC RETROFIT MATCH		195,536.55	-	195,536.55	-	195,536.55	195,536.55
Housing and Community Development Department	1001532 - FEMA SOFTSTORY RETROFIT MATCH		139,156.84	-	139,156.84	-	139,156.84	139,156.84
Housing and Community Development Department	1003928 - SAVE Center - Homeless Svc		12.15	-	12.15	-	12.15	12.15
Housing and Community Development Department	1003930 - Career Center Improvements		-	-	-	-	-	0.00
Housing and Community Development Department	1003934 - Educational Support		(6,947.00)	-	(6,947.00)	-	(6,947.00)	(6,947.00)
Housing and Community Development Department	1003937 - Youth Svcs & Crime Prevention		12.59	-	12.59	-	12.59	12.59
Housing and Community Development Department	1003938 - Economic Development		-	-	-	-	-	0.00
Housing and Community Development Department	1004524 - Spanish Speaking Foundation CI		10.35	-	10.35	-	10.35	10.35
Housing and Community Development Department	1004670 - FRIENDSHIP SENIOR RENTAL		-	-	-	-	-	0.00
Housing and Community Development Department	1004675 - WEST GRAND & BRUSH		-	-	-	-	-	0.00
Housing and Community Development Department	1004948 - Fruitvale Roof Replacement		1,619.22	-	1,619.22	-	1,619.22	1,619.22
Housing and Community Development Department	1004951 - Construction Resource Center		0.55	-	0.55	-	0.55	0.55
Housing and Community Development Department	1004955 - Single Moms Housing		0.07	-	0.07	-	0.07	0.07
Housing and Community Development Department	1005041 - CLIFTON HALL ACQUISITION		0.48	-	0.48	-	0.48	0.48
Housing and Community Development Department	1005099 - Computer Training for Seniors		3.00	-	3.00	-	3.00	3.00
Housing and Community Development Department	1005463 - Shelter Plumbing Project		5,522.00	-	5,522.00	-	5,522.00	5,522.00
Housing and Community Development Department	1005466 - Homeless Youth Services		64.44	-	64.44	-	64.44	64.44
Housing and Community Development Department	1005467 - Youth Re-entry Services		64.47	-	64.47	-	64.47	64.47

FY24 into FY 25 CAO Approved Project Carryforwards

DEPARTMENT NAME	Fund - Fund Desc	Proj - Proj Desc	Available P12-24	Approved Enc GF	Recommend Project CF - Phase 1	Recommended Project CF - Phase 2	Total Recommended Project CF	Total Approved (Encumb CF + Project CF)
Housing and Community Development Department	2108 - HUD-CDBG	1005524 - East Oakland Entrepreneurship	460.37	-	460.37	-	460.37	460.37
Housing and Community Development Department		1005525 - CDBG CARES ACT Grant - CV	831,423.65	-	831,423.65	-	831,423.65	831,423.65
Housing and Community Development Department		1005682 - CDBG CARES ACT grant - CV3	18.87	-	415,747.33	-	415,747.33	415,746.20
Housing and Community Development Department		1005808 - OakWifit - CDBG	16,212.89	-	16,212.89	-	16,212.89	16,212.89
Housing and Community Development Department		1005909 - Construction/Project Mgmt_ FY22	-	-	-	-	-	0.00
Housing and Community Development Department		1005911 - East Oakland Entr Forums_ FY22	463.50	-	463.50	-	463.50	463.50
Housing and Community Development Department		1005912 - Senior Services_ FY22	-	-	-	-	-	0.00
Housing and Community Development Department		1005926 - Youth & Young Adult Serv_ FY22	1,212.11	-	1,212.11	-	1,212.11	1,212.11
Housing and Community Development Department		1005931 - Single Mom Housing_ FY22	30,344.71	-	30,344.71	-	30,344.71	30,344.71
Housing and Community Development Department		1005933 - East Bay Law Center_ FY22	239.55	-	239.55	-	239.55	239.55
Housing and Community Development Department		1005934 - Minor Home Repairs_ FY22	44,306.02	-	44,306.02	-	44,306.02	44,306.02
Housing and Community Development Department		1005935 - Rehab Loan Program_ FY22	-	-	-	-	-	0.00
Housing and Community Development Department		1005936 - Relocation Program_ FY22	(14,152.17)	-	(14,152.17)	-	(14,152.17)	(14,152.17)
Housing and Community Development Department		1005937 - RLS O&M-RLP1	9,328.64	261.09	9,328.64	-	9,328.64	9,589.73
Housing and Community Development Department		1005938 - Admin&Fisc CDBG Staffing_ FY22	12,272.13	-	12,272.13	-	12,272.13	12,272.13
Housing and Community Development Department		1005944 - CDBG EHRP/HMIP_ FY22	300.00	-	300.00	-	300.00	300.00
Housing and Community Development Department		1005945 - CDBG AIP/Lead-Safe Prog_ FY22	129,343.40	-	129,343.40	-	129,343.40	129,343.40
Housing and Community Development Department		1006084 - CDBG RLP1	413,334.43	-	413,334.43	-	413,334.43	413,334.43
Housing and Community Development Department		1006092 - Non-Public & Non-Admin	(832.23)	-	(832.23)	-	(832.23)	(832.23)
Housing and Community Development Department		1006230 - East Bay Law Center_ FY23	1.17	-	1.17	-	1.17	1.17
Housing and Community Development Department		1006231 - Minor Home Repairs_ FY23	-	-	-	-	-	0.00
Housing and Community Development Department		1006232 - Relocation Program_ FY23	35,035.37	-	35,035.37	-	35,035.37	35,035.37
Housing and Community Development Department		1006233 - Small Business Loan Prog_ FY23	-	-	-	-	-	0.00
Housing and Community Development Department		1006234 - CDBG EHRP/HMIP_ FY23	450.00	-	450.00	-	450.00	450.00
Housing and Community Development Department		1006235 - CDBG AIP/Lead-Safe Prog_ FY23	497.50	-	497.50	-	497.50	497.50
Housing and Community Development Department		1006236 - CDBG RLP1 FY23	-	-	-	-	-	0.00
Housing and Community Development Department		1006239 - Pre AAP O&M Holding Pot_ FY23	55,731.81	-	55,731.81	-	55,731.81	55,731.81
Housing and Community Development Department		1006240 - Admin&Fisc CDBG Staffing_ FY23	(113,015.18)	-	(113,015.18)	-	(113,015.18)	(113,015.18)
Housing and Community Development Department		1006241 - CDBG RLS Program Delivery_ FY23	584.59	-	584.59	-	584.59	584.59
Housing and Community Development Department		1006242 - COE CDBG Staffing_ FY23	100,763.39	-	100,763.39	-	100,763.39	100,763.39
Housing and Community Development Department		1006252 - FEMA SF SEISMIC MATCH FY23	20,000.00	-	20,000.00	-	20,000.00	20,000.00
Housing and Community Development Department		1006253 - FEMA SOFTSTORY MATCH FY23	125,000.00	-	125,000.00	-	125,000.00	125,000.00
Housing and Community Development Department		1006448 - Fair Chance Ordinance_ FY23	90,000.00	-	90,000.00	-	90,000.00	90,000.00
Housing and Community Development Department		1006449 - Homeless Prevention Pilot	-	-	-	-	-	0.00
Housing and Community Development Department		1006861 - Minor Home Repairs_ FY24	8,214.93	-	8,214.93	-	8,214.93	8,214.93
Housing and Community Development Department		1006863 - CDBG AIP/Lead-Safe Prog_ FY24	121,907.00	-	121,907.00	-	121,907.00	121,907.00
Housing and Community Development Department		1006865 - CDBG EHRP/HMIP_ FY24	69,891.00	-	69,891.00	-	69,891.00	69,891.00
Housing and Community Development Department		1006868 - CDBG RLP1 FY24	478,237.35	-	478,237.35	-	478,237.35	478,237.35
Housing and Community Development Department		1006872 - East Bay Law Center_ FY24	-	-	-	-	-	0.00
Housing and Community Development Department		1006874 - Fair Chance Ordinance_ FY24	90,000.00	-	90,000.00	-	90,000.00	90,000.00
Housing and Community Development Department		1006876 - Relocation Program_ FY24	103,241.98	-	103,241.98	-	103,241.98	103,241.98
Housing and Community Development Department		1006878 - CDBG General Admin_ FY24	(134,033.44)	-	(134,033.44)	-	(134,033.44)	(134,033.44)
Housing and Community Development Department		1006880 - Rehab Prog Delivery_ FY24	(15,621.97)	-	(15,621.97)	-	(15,621.97)	(15,621.97)
Housing and Community Development Department		1006882 - CDBG Program Delivery_ FY24	134,231.39	-	134,231.39	-	134,231.39	134,231.39
Housing and Community Development Department		1006888 - Small Business Loan Prog_ FY24	-	-	-	-	-	0.00
Housing and Community Development Department		1006890 - Hsg Asst_ Legal & Rental_ FY24	-	-	-	-	-	0.00
Housing and Community Development Department		1006984 - 2023 WINTER STORM	-	-	-	-	-	0.00
Housing and Community Development Department		1006991 - COLISEUM CONN RELOC ASSIST	-	-	-	-	-	0.00
Housing and Community Development Department		1007064 - Homeless Prevention Prog	30,000.00	-	30,000.00	-	30,000.00	30,000.00
Housing and Community Development Department	2108 - HUD-CDBG Total		1,533,217.57	11,759.99	1,533,217.57	-	1,533,217.57	1,544,977.50
Housing and Community Development Department	2109 - HUD-Home	1000248 - HOME HSING DEV PROJ G172121	10,756.38	-	10,756.38	-	10,756.38	10,756.38
Housing and Community Development Department		1000364 - REDWOOD HILL	-	-	-	-	-	0.00
Housing and Community Development Department		1000379 - HOME PROGRAM H91012	2,138,578.02	-	2,138,578.02	-	2,138,578.02	2,138,578.02
Housing and Community Development Department		1000390 - PARCELS F-G-BRKLNB	228,651.00	-	228,651.00	-	228,651.00	228,651.00
Housing and Community Development Department		1000394 - HOME HOUSING DEV	8,665,769.19	-	8,665,769.19	-	8,665,769.19	8,665,769.19
Housing and Community Development Department		1001304 - HMIP HOMEOWNER REHAB	910,880.34	-	910,880.34	-	910,880.34	910,880.34
Housing and Community Development Department		1004439 - Ancora Place-SAHA (WOLERY)	200,000.00	-	200,000.00	-	200,000.00	200,000.00
Housing and Community Development Department		1004668 - 95TH AND INTERNATIONAL	-	-	-	-	-	0.00
Housing and Community Development Department		1004670 - FRIENDSHIP SENIOR RENTAL	-	-	-	-	-	0.00
Housing and Community Development Department		1006277 - HOME-ARP	1,726,119.56	-	1,726,119.56	-	1,726,119.56	1,726,119.56
Housing and Community Development Department		1006504 - INN AT COLISEUM	920,918.36	-	920,918.36	-	920,918.36	920,918.36

FY24 into FY 25 CAO Approved Project Carryforwards

DEPARTMENT NAME	Fund - Fund Desc	Proj - Proj Desc	Available P12-24	Approved Enc CF	Recommend Project CF - Phase 1	Recommended Project CF - Phase 2	Total Recommended Project CF	Total Approved (Encumb CF + Project CF)
Housing and Community Development Department	2830 - Low and Moderate	1005447 - 6106-6108 HILTON STREET	2,186,263.00	-	-	2,186,263.00	2,186,263.00	2,186,263.00
Housing and Community Development Department		1005839 - Peace Gardens	30,000.00	-	-	30,000.00	30,000.00	30,000.00
Housing and Community Development Department		1006416 - Phoenix Affordable Housing	-	-	-	-	-	0.00
Housing and Community Development Department		1007110 - Create Rapid Response Homeless	2,167,622.00	-	-	2,167,622.00	2,167,622.00	2,167,622.00
Housing and Community Development Department		1007497 - Covenant Hg CA	1,200,000.00	-	-	1,200,000.00	1,200,000.00	1,200,000.00
Housing and Community Development Department	2830 - Low and Moderate Income Housing Asset Fund Total		29,458,122.59	25,742.50	-	29,108,883.59	29,108,883.59	29,134,626.09
Housing and Community Development Department	2999 - Miscellaneous Gra	1000020 - DP890 Administrative Project	-	-	-	-	-	0.00
Housing and Community Development Department		1000080 - TENANT ACCESS PROG G00510	1,071.68	-	1,071.68	-	1,071.68	1,071.68
Housing and Community Development Department		1000088 - REHAB LOAN PROG G08760	657,774.05	-	657,774.05	-	657,774.05	657,774.05
Housing and Community Development Department		1000258 - HDG-CALIFORNIA HOTEL	110,000.00	-	110,000.00	-	110,000.00	110,000.00
Housing and Community Development Department		1000260 - HDG-MARIN WAY COURT	40,000.00	-	40,000.00	-	40,000.00	40,000.00
Housing and Community Development Department		1000365 - CALDAP G81200	4,650.17	-	4,650.17	-	4,650.17	4,650.17
Housing and Community Development Department		1000389 - ALLIANCE W/O DEV	776.77	-	776.77	-	776.77	776.77
Housing and Community Development Department		1001367 - KRESGE GRANT	14,666.24	11,706.17	-	-	-	26,372.41
Housing and Community Development Department		1001390 - HOIME MAINTENANC G08660	332,188.64	-	332,188.64	-	332,188.64	332,188.64
Housing and Community Development Department		1001483 - MINOR HOMIE REPA G53810	4,561.47	-	4,561.47	-	4,561.47	4,561.47
Housing and Community Development Department		1001615 - LS&R AC TRANSIT BRT	28,943.81	7,217.71	-	-	-	36,161.52
Housing and Community Development Department	2999 - Miscellaneous Grants Total		1,194,632.83	18,923.88	-	-	-	1,213,556.71
Housing and Community Development Department	5331 - Measure KK: Affor	1001307 - HARP PLAZA APTS G489630	2,800,000.00	-	-	2,800,000.00	2,800,000.00	2,800,000.00
Housing and Community Development Department		1003614 - Acquisition of Trans Housing	15,353.46	349.60	-	-	-	15,703.06
Housing and Community Development Department		1004243 - ADMIN RES REHAB	-	-	-	-	-	0.00
Housing and Community Development Department		1004667 - 7TH & CAMPBELL	159,476.27	-	-	159,476.27	159,476.27	159,476.27
Housing and Community Development Department		1004675 - WEST GRAND & BRUSH	-	-	-	-	-	0.00
Housing and Community Development Department		1005041 - CUFTON HALL ACQUISITION	6,570.00	-	-	6,570.00	6,570.00	6,570.00
Housing and Community Development Department		1005374 - 1432 12TH AVENUE	44,521.82	-	-	44,521.82	44,521.82	44,521.82
Housing and Community Development Department		1005506 - 524-530 8TH STREET	-	-	-	-	-	0.00
Housing and Community Development Department		1005804 - Mark Twain Homes	300,000.00	-	-	300,000.00	300,000.00	300,000.00
Housing and Community Development Department		1006008 - ACAH-Shadtree Aff. Housing	424,962.05	-	-	424,962.05	424,962.05	424,962.05
Housing and Community Development Department		1006143 - 1921 & 2022 36th Avenue	2,300,000.00	-	-	2,300,000.00	2,300,000.00	2,300,000.00
Housing and Community Development Department		1006198 - 6470 MacArthur Blvd	390,606.00	-	-	390,606.00	390,606.00	390,606.00
Housing and Community Development Department		1006199 - Hillside/Ritchie/76Ave/86Ave	450,000.00	-	-	450,000.00	450,000.00	450,000.00
Housing and Community Development Department	5331 - Measure KK: Affordable Housing (GOB 2017A-2 Taxable) Total		6,891,489.60	349.60	-	-	-	6,891,839.20
Housing and Community Development Department	5333 - Measure KK: Affor	1001307 - HARP PLAZA APTS G489630	200,000.00	-	-	200,000.00	200,000.00	200,000.00
Housing and Community Development Department		1003614 - Acquisition of Trans Housing	(436,959.39)	-	-	(436,959.39)	(436,959.39)	(436,959.39)
Housing and Community Development Department		1003615 - Bond Measure KK Site Acq	2,299,500.00	-	-	2,299,500.00	2,299,500.00	2,299,500.00
Housing and Community Development Department		1004239 - ADMIN SITE ACQ/MHKK	(55,986.83)	-	-	(55,986.83)	(55,986.83)	(55,986.83)
Housing and Community Development Department		1004242 - ADMIN M-KK NEW CONSTRUCTION	586,888.40	-	-	586,888.40	586,888.40	586,888.40
Housing and Community Development Department		1004243 - ADMIN RES REHAB	349,055.15	-	-	349,055.15	349,055.15	349,055.15
Housing and Community Development Department		1005374 - 1432 12TH AVENUE	84,169.00	-	-	84,169.00	84,169.00	84,169.00
Housing and Community Development Department		1005506 - 524-530 8TH STREET	635,945.00	-	-	635,945.00	635,945.00	635,945.00
Housing and Community Development Department		1005804 - Mark Twain Homes	348,826.00	-	-	348,826.00	348,826.00	348,826.00
Housing and Community Development Department		1006008 - ACAH-Shadtree Aff. Housing	1,775,037.95	-	-	1,775,037.95	1,775,037.95	1,775,037.95
Housing and Community Development Department		1006199 - Hillside/Ritchie/76Ave/86Ave	450,000.00	-	-	450,000.00	450,000.00	450,000.00
Housing and Community Development Department		1006200 - 1658 34th Ave	1,200,000.00	-	-	1,200,000.00	1,200,000.00	1,200,000.00
Housing and Community Development Department		1006201 - 1534 29th Ave	744,750.00	-	-	744,750.00	744,750.00	744,750.00
Housing and Community Development Department		1006497 - Hamilton Apartments	1,700,000.00	-	-	1,700,000.00	1,700,000.00	1,700,000.00
Housing and Community Development Department		1006498 - 789 61st Street Cooperative	401,046.18	-	-	401,046.18	401,046.18	401,046.18
Housing and Community Development Department	5333 - Measure KK: Affordable Housing Series 2020B-2 (Taxable) Total		15,102,271.46	-	-	-	-	15,102,271.46
Housing and Community Development Department	5341 - Measure U: Afford	1004050 - Longfellow 3801 3807 MILK	3,500,000.00	-	-	3,500,000.00	3,500,000.00	3,500,000.00
Housing and Community Development Department		1004670 - FRIENDSHIP SENIOR RENTAL	1,517,185.79	-	-	1,517,185.79	1,517,185.79	1,517,185.79
Housing and Community Development Department		1005469 - 3050 Int'l Blvd Acquisition	2,121,312.78	-	-	2,121,312.78	2,121,312.78	2,121,312.78
Housing and Community Development Department		1005804 - Mark Twain Homes	2,642,100.00	-	-	2,642,100.00	2,642,100.00	2,642,100.00
Housing and Community Development Department		1006416 - Phoenix Affordable Housing	-	-	-	-	-	0.00
Housing and Community Development Department		1007138 - Meas U AH Tranche 1	2,374,290.00	-	-	2,374,290.00	2,374,290.00	2,374,290.00
Housing and Community Development Department		1007164 - Mandela Transit Village	13,117,177.00	-	-	13,117,177.00	13,117,177.00	13,117,177.00
Housing and Community Development Department		1007165 - East 12th Street	14,840,000.00	-	-	14,840,000.00	14,840,000.00	14,840,000.00
Housing and Community Development Department		1007300 - Measure U Housing Admin	3,390,358.25	-	-	3,390,358.25	3,390,358.25	3,390,358.25
Housing and Community Development Department	5341 - Measure U: Affordable Housing GOB Series 2023A-2 (Taxable) Total		62,502,423.82	-	-	-	-	62,502,423.82
Housing and Community Development Department	5610 - Central District Pro	1004359 - CENTRAL DISTRICT PROJECTS	67,656.00	-	-	67,656.00	67,656.00	67,656.00
Housing and Community Development Department		1004568 - 95TH and INTERNATIONAL	-	-	-	-	-	0.00

DEPARTMENT NAME	Fund - Fund Desc	Proj - Proj Desc	Available P12-24	Approved Enc CF	Recommend Project CF- Phase 1	Recommended Project CF - Phase 2	Total Recommended Project CF	Total Approved (Encumb CF + Project CF)
Housing and Community Development Department	5610 - Central District Pct 1006546 - Agnes Memorial Senior		1,319,443.00	-		1,319,443.00	1,319,443.00	1,319,443.00
Housing and Community Development Department	5610 - Central District Projects Total		1,387,099.00	-		1,387,099.00	1,387,099.00	1,387,099.00
Housing and Community Development Department	5612 - Central District: Tj 1006505 - PIEDMONT PLACE		500,000.00	-		500,000.00	500,000.00	500,000.00
Housing and Community Development Department	5612 - Central District: TA Bonds Series 2005 Total		500,000.00	-		500,000.00	500,000.00	500,000.00
Housing and Community Development Department	5613 - Central District: Tj 1004359 - CENTRAL DISTRICT PROJECTS		690,997.00	-		690,997.00	690,997.00	690,997.00
Housing and Community Development Department	1004668 - 95TH AND INTERNATIONAL		-	-		-	-	0.00
Housing and Community Development Department	5613 - Central District: TA Bonds Series 2009T Total		690,997.00	-		690,997.00	690,997.00	690,997.00
Housing and Community Development Department	5614 - Central District: Tj 1004359 - CENTRAL DISTRICT PROJECTS		50,000.00	-		50,000.00	50,000.00	50,000.00
Housing and Community Development Department	1004668 - 95TH AND INTERNATIONAL		-	-		-	-	0.00
Housing and Community Development Department	5614 - Central District: TA Bonds Series 2006T Total		50,000.00	-		50,000.00	50,000.00	50,000.00
Housing and Community Development Department	5643 - Central City East T 1004359 - CENTRAL DISTRICT PROJECTS		2,200,000.00	-		2,200,000.00	2,200,000.00	2,200,000.00
Housing and Community Development Department	5643 - Central City East TA Bonds Series 2006A-T (Taxable) Total		2,200,000.00	-		2,200,000.00	2,200,000.00	2,200,000.00
Housing and Community Development Department	Total		356,549,725.73	250,912.36	176,175,754.77	108,705,905.03	284,881,659.80	285,132,572.16

DEPARTMENT NAME	Fund - Fund Desc	Proj - Proj Desc	Available P12-24	Approved Enc CF	Recommend Project CF- Phase 1	Recommended Project CF- Phase 2	Total Recommended Project CF	Total Approved Encumb CF + Project CF
Human Resources Management Department	1010 - General Fund: Gen	1000005 - DP050 Administrative Project	-	181,937.13	-	-	-	181,937.13
Human Resources Management Department	1000108 - CITY-WIDE TRAINING		49,391.78	5,821.05	-	-	-	5,821.05
Human Resources Management Department	1000395 - RECRUITMENT SUPPORT SERVICES		275.00	4,725.00	-	-	-	4,725.00
Human Resources Management Department	1000785 - 173RD POLICE ACADEMY		-	1,481.75	-	-	-	1,481.75
Human Resources Management Department	1001288 - PWA OVERHEAD CLEARING		-	-	-	-	-	0.00
Human Resources Management Department	1003336 - DOT OVERHEAD CLEARING		-	-	-	-	-	0.00
Human Resources Management Department	1005384 - MACRO		118,976.00	-	-	-	-	0.00
Human Resources Management Department	1007338 - Improving 911 Emergency Serv		180,000.00	-	-	-	-	0.00
Human Resources Management Department	1007355 - City-wide Salary Study		250,000.00	-	-	-	-	0.00
Human Resources Management Department	1007372 - Job Fairs		46,999.81	-	-	-	-	0.00
Human Resources Management Department	1010 - General Fund: General Purpose Total		645,642.59	193,964.93	-	-	-	193,964.93
Human Resources Management Department	1100 - Self Insurance Lab	1000005 - DP050 Administrative Project	-	-	-	-	-	0.00
Human Resources Management Department	1100 - Self Insurance Liability Total		-	-	-	-	-	0.00
Human Resources Management Department	1150 - Worker's Compens	1000005 - DP050 Administrative Project	-	539,858.81	-	-	-	539,858.81
Human Resources Management Department	1150 - Worker's Compensation Insurance Claims Total		-	539,858.81	-	-	-	539,858.81
Human Resources Management Department	1870 - Affordable Housing	1000005 - DP050 Administrative Project	-	-	-	-	-	0.00
Human Resources Management Department	1870 - Affordable Housing Trust Fund Total		-	-	-	-	-	0.00
Human Resources Management Department	2063 - FEMA Declarations	1007352 - Public Assist: Grants Project 3	-	-	-	-	-	0.00
Human Resources Management Department	2063 - FEMA Declarations Total		-	-	-	-	-	0.00
Human Resources Management Department	2128 - Department of He	1005580 - HEADSTART FY22-23 BASIC	(16,181.08)	-	(16,181.08)	-	(16,181.08)	(16,181.08)
Human Resources Management Department	1005586 - EARLY HEADSTART FY22-23 BASIC		(20,725.59)	-	(20,725.59)	-	(20,725.59)	(20,725.59)
Human Resources Management Department	1006124 - Headstart Startup Funds		(0.10)	-	(0.10)	-	(0.10)	(0.10)
Human Resources Management Department	1006122 - Early Headstart Startup Funds		0.06	-	0.06	-	0.06	0.06
Human Resources Management Department	1006667 - HEADSTART FY23-24 BASIC		(26,182.06)	-	(26,182.06)	-	(26,182.06)	(26,182.06)
Human Resources Management Department	1006678 - EARLY HEADSTART FY23-24 BASIC		(27,050.07)	-	(27,050.07)	-	(27,050.07)	(27,050.07)
Human Resources Management Department	2128 - Department of Health and Human Services Total		(90,138.84)	-	(90,138.84)	-	(90,138.84)	(90,138.84)
Human Resources Management Department	2218 - Measure BB - Loca	1000005 - DP050 Administrative Project	-	-	-	-	-	0.00
Human Resources Management Department	2218 - Measure BB - Local Streets and Roads Total		-	-	-	-	-	0.00
Human Resources Management Department	2230 - State Gas Tax	1000005 - DP050 Administrative Project	-	-	-	-	-	0.00
Human Resources Management Department	2230 - State Gas Tax Total		-	-	-	-	-	0.00
Human Resources Management Department	2232 - Gas Tax RMRA	1000005 - DP050 Administrative Project	-	-	-	-	-	0.00
Human Resources Management Department	2232 - Gas Tax RMRA Total		-	-	-	-	-	0.00
Human Resources Management Department	2415 - Development Serv	1000005 - DP050 Administrative Project	-	-	-	-	-	0.00
Human Resources Management Department	1000018 - DP840 Administrative Project		-	-	-	-	-	0.00
Human Resources Management Department	2415 - Development Service Fund Total		-	0.01	-	-	-	0.01
Human Resources Management Department	4100 - Equipment	1000005 - DP050 Administrative Project	-	0.01	-	-	-	0.01
Human Resources Management Department	4100 - Equipment Total		-	0.01	-	-	-	0.01
Human Resources Management Department	4400 - City Facilities	1000005 - DP050 Administrative Project	-	-	-	-	-	0.00
Human Resources Management Department	4400 - City Facilities Total		-	-	-	-	-	0.00
Human Resources Management Department	4510 - Personnel Manage	1000005 - DP050 Administrative Project	-	-	-	-	-	0.00
Human Resources Management Department	1000005 - DP050 Administrative Project		-	-	-	-	-	0.00
Human Resources Management Department	4510 - Personnel Management Total		-	-	-	-	-	0.00
Human Resources Management Department	4600 - Information Techn	1000005 - DP050 Administrative Project	-	-	-	-	-	0.00
Human Resources Management Department	4600 - Information Technology Total		-	-	-	-	-	0.00
Human Resources Management Department	7130 - Employee Deferre	1000005 - DP050 Administrative Project	-	9,855.87	-	-	-	9,855.87
Human Resources Management Department	7130 - Employee Deferred Compensation Total		-	9,855.87	-	-	-	9,855.87
Human Resources Management Department	7760 - Grant Clearing	1003336 - DOT OVERHEAD CLEARING	-	-	-	-	-	0.00
Human Resources Management Department	7760 - Grant Clearing Total		-	-	-	-	-	0.00
Human Resources Management Department Total			555,503.75	743,679.62	(90,138.84)	-	(90,138.84)	653,540.78

FY24 into FY 25 CAO Approved Project Carryforwards

DEPARTMENT NAME	Fund - Fund Desc	Proj - Proj Desc	Available P12-24	Approved Encr CF	Recommend Project CF- Phase 1	Recommended Project CF - Phase 2	Total Recommended Project CF	Total Approved Encumb CF + Project CF
Human Services Department	1010 - General Fund: Gen	1000002 - DR020 Administrative Project	-	357.48	-	-	-	357.48
Human Services Department		1000017 - DP780 Administrative Project	-	142,111.62	-	-	-	142,111.62
Human Services Department		1000021 - DP900 Administrative Project	-	-	-	-	-	0.00
Human Services Department		1000310 - DOSC OPERATING	1,227.38	7,775.50	-	-	-	7,775.50
Human Services Department		1000312 - EOSC OPERATING	4,161.21	2,905.11	-	-	-	2,905.11
Human Services Department		1000313 - FRUITVALE SENIOR CENTER	(87,649.00)	175,297.00	-	-	-	175,297.00
Human Services Department		1000315 - NOSC OPERATING	94,934.68	17,847.57	-	-	-	17,847.57
Human Services Department		1000316 - RETAINED RENTAL REV DOSC	117,224.98	2,761.56	-	-	-	2,761.56
Human Services Department		1000317 - RETAINED RENTAL REV NOSC	20,102.26	64.06	-	-	-	64.06
Human Services Department		1000318 - RETAINED RENTAL REV WOSC	81,157.10	2,795.92	-	-	-	2,795.92
Human Services Department		1000319 - VIETNAMESE COMM DEV	-	1.00	-	-	-	1.00
Human Services Department		1000412 - EXPAND 211 HELP	100,000.00	-	-	-	-	0.00
Human Services Department		1001097 - RETAINED RENTAL REV EOSC	26,111.69	1,710.53	-	-	-	1,710.53
Human Services Department		1001098 - WOSC OPERATING	5,342.49	5,731.79	-	-	-	5,731.79
Human Services Department		1001277 - VIETNAMESE AMER COMM	18,360.00	-	-	-	-	0.00
Human Services Department		1001366 - FAMILY BRIDGES	-	-	-	-	-	0.00
Human Services Department		1001426 - SPECIAL SENIOR SERVICES	22,661.00	2,548.00	-	-	-	2,548.00
Human Services Department		1003725 - MEALS ON WHEEL	150,000.00	-	-	-	-	0.00
Human Services Department		1003810 - GPF HEALTH N SFTY HWLSS ENCMPT	767.00	1,959.99	-	-	-	1,959.99
Human Services Department		1004120 - PW ENCAMPMENT ABATEMENT2	137,013.27	-	-	-	-	0.00
Human Services Department		1004506 - HEADSTART FY20-21 GPF	-	814.21	-	-	-	814.21
Human Services Department		1004574 - GPF HIGH PRIORITY FY19-20	-	-	-	-	-	0.00
Human Services Department		1004575 - CPSSO MCTHP N PATH 2018 FY1920	-	3,864.82	-	-	-	3,864.82
Human Services Department		1004576 - GPF WINTER SHELTER FY1920	-	36,956.23	-	-	-	36,956.23
Human Services Department		1004595 - GPF HIGH PRIORITY FY20-21	-	13,874.56	-	-	-	13,874.56
Human Services Department		1004596 - CPSSO MCTHP N PATH 2019 FY2021	-	0.01	-	-	-	0.01
Human Services Department		1004597 - GPF WINTER SHELTER FY2021	-	38.80	-	-	-	38.80
Human Services Department		1004598 - GPF OUTREACH FY20-21	25,000.00	9,211.83	-	-	-	9,211.83
Human Services Department		1004599 - GPF HUNGER PRGM FY20-21	-	-	-	-	-	0.00
Human Services Department		1004602 - GPF FIT MATCH 2019 N PATH 2021	-	625.62	-	-	-	625.62
Human Services Department		1005318 - COVID-19 CSBG	9,374.64	-	-	-	-	0.00
Human Services Department		1005504 - LGBTQ Family Support	-	17,962.76	-	-	-	17,962.76
Human Services Department		1005567 - HEADSTART FY21-22 GPF	-	1,512.75	-	-	-	1,512.75
Human Services Department		1005578 - HEADSTART FY22-23 GPF	240,586.50	35,165.34	-	-	-	35,165.34
Human Services Department		1005582 - HEADSTART FY22-23 CSPP	39,993.54	-	-	-	-	0.00
Human Services Department		1005590 - CDBG CHS ADMIN FY2023	12,500.00	-	-	-	-	0.00
Human Services Department		1005616 - SCP FY2023 MATCH	4.58	-	-	-	-	0.00
Human Services Department		1005617 - SCP FY2023 MATCH	-	-	-	-	-	0.00
Human Services Department		1005626 - GPF HIGH PRIORITY FY2022	-	-	-	-	-	0.00
Human Services Department		1005629 - CPSSO MCTHP N PATH 2019 FY2023	2,750.00	-	-	-	-	0.00
Human Services Department		1005630 - GPF WINTER SHELTER FY2022	-	0.01	-	-	-	0.01
Human Services Department		1005631 - GPF WINTER SHELTER FY2023	-	13,994.41	-	-	-	13,994.41
Human Services Department		1005633 - GPF OUTREACH FY2023	-	-	-	-	-	0.00
Human Services Department		1005635 - GPF HUNGER PRGM FY2023	200,217.59	20,630.30	-	-	-	20,630.30
Human Services Department		1005636 - GPF FIT MATCH 2020 N PATH 2022	-	-	-	-	-	0.00
Human Services Department		1005637 - GPF FIT MATCH 2021 N PATH 2023	-	190.03	-	-	-	190.03
Human Services Department		1005678 - SAMHSA 09-29-23	-	-	-	-	-	0.00
Human Services Department		1005724 - OYAC-OAKLAND YOUTH ASV COMM	17,065.29	-	-	-	-	0.00
Human Services Department		1005914 - FEMA Non-congregate Shelter	-	-	-	-	-	0.00
Human Services Department		1005959 - 1010 JPA Youth Activities	300,000.00	3,665.00	150,000.00	-	150,000.00	153,665.00
Human Services Department		1006004 - City Council Community Grants	915,748.34	12,682.40	-	-	-	12,682.40
Human Services Department		1006228 - HEAD START CLASSES GPF	2,114,688.14	88,076.03	-	-	-	88,076.03
Human Services Department		1006229 - EARLY HEAD START CLASSES GPF	1,694,873.88	10,815.25	-	-	-	10,815.25
Human Services Department		1006324 - Encampment Resolution Funds	399,187.61	222.99	-	-	-	222.99
Human Services Department		1006628 - BCZ YOUTH FY22-23 2195	654.50	-	-	-	-	0.00
Human Services Department		1006667 - HEADSTART FY23-24 BASIC	1,146,963.32	-	-	-	-	1,146,963.32
Human Services Department		1006681 - EARLY HEADSTART FY23-24 BASIC	1,728,846.96	1,052.98	-	-	-	1,729,899.94
Human Services Department		1006705 - GPF HIGH PRIORITY FY2024	32,699.01	82,309.99	-	-	-	82,309.99
Human Services Department		1006711 - OFCY 2023-2024	-	-	-	-	-	0.00

DEPARTMENT NAME	Fund - Fund Desc	Proj - Proj Desc	Available P12-24	Approved Enc CF	Recommend Project CF- Phase 1	Recommended Project CF- Phase 2	Total Recommended Project CF	Total Approved Encumb CF + Project CF
Human Services Department	1010 - General Fund: Ger	1006715 - MSPF FY 23-24 ADMIN	241,882.58	6,800.01	-	-	-	6,800.01
Human Services Department	1006719 - SCP	FY23-24 MATCH	11,463.78	247.60	-	-	-	247.60
Human Services Department	1006722 - FGP	FY23-24 MATCH	751.34	-	-	-	-	0.00
Human Services Department	1006738 - SAMHSA	09-29-24 FY24	-	-	-	-	-	0.00
Human Services Department	1006924 - GPF	OUTREACH FY2024	-	107,103.00	-	-	-	107,103.00
Human Services Department	1006925 - GPF	OUTREACH FY2025	-	-	-	-	-	0.00
Human Services Department	1006926 - GPF	HUNGER PRGM FY2024	50,004.37	-	-	-	-	0.00
Human Services Department	1006927 - GPF	FIT MATCH N PATH 2024	-	-	-	-	-	0.00
Human Services Department	1006934 - OYAC	OAKLAND YOUTH ASV FY24	5,100.00	-	-	-	-	0.00
Human Services Department	1006938 - CPSSO	MCTHP N PATH FY2024	-	52,750.00	-	-	-	52,750.00
Human Services Department	1006939 - GPF	WINTER SHELTER FY2024	85,758.00	-	-	85,758.00	-	85,758.00
Human Services Department	1007119 - EDENJ&R	-	90,318.00	-	-	-	-	0.00
Human Services Department	1007120 - REBUILDING	TOGETHER OAKLAND	75,000.00	-	-	-	-	0.00
Human Services Department	1010 - General Fund: General Purpose Total		10,132,846.03	959,433.46	150,000.00	2,961,568.28	3,111,568.28	4,071,001.74
Human Services Department	1030 - Measure HH (SSB)	1003817 - MSR HH-HEALTHY KIDS PRGM	717,149.73	952,199.91	-	717,149.73	-	1,669,349.64
Human Services Department	1004775 - SSBT-COMM & EVAL STRATEGIES	-	-	-	-	-	-	0.00
Human Services Department	1030 - Measure HH (SSBD) Total		717,149.73	952,199.91	-	717,149.73	-	1,669,349.64
Human Services Department	1720 - Comprehensive CI	1004120 - PW ENCAMPMENT ABATEMENT2	1.90	-	-	-	-	0.00
Human Services Department	1720 - Comprehensive Clean-up Total		1.90	-	-	-	-	0.00
Human Services Department	1780 - Kid's First Oakland	1000297 - OFCY FY2002-03	8,393.00	-	8,393.00	-	-	8,393.00
Human Services Department	1000299 - OFCY	FY16-17	290,305.13	863.64	290,305.13	-	-	291,168.77
Human Services Department	1000406 - OFCY	FY2009-10	3,930.00	-	3,930.00	-	-	3,930.00
Human Services Department	1000407 - OFCY	FY2011-12	16,478.93	-	16,478.93	-	-	16,478.93
Human Services Department	1000408 - OFCY	FY2012-13	92,985.96	154.53	92,985.96	-	-	93,140.49
Human Services Department	1000554 - OFCY	FY2013-14	140,987.83	108.73	140,987.83	-	-	141,096.56
Human Services Department	1001093 - OFCY	FY2003-04	2,519.44	-	2,519.44	-	-	2,519.44
Human Services Department	1001094 - OFCY	FY1998-99	1,258.78	-	1,258.78	-	-	1,258.78
Human Services Department	1001137 - OFCY	FY15-16	9,062.85	692.53	9,062.85	-	-	9,755.38
Human Services Department	1001309 - OFCY	FY2010-11	60,480.68	-	60,480.68	-	-	60,480.68
Human Services Department	1003645 - OFCY	FY2017-18	508,413.18	6,913.41	508,413.18	-	-	515,326.59
Human Services Department	1004172 - OFCY	FY2018-19	1,527,229.42	1,766.41	1,527,229.42	-	-	1,528,995.83
Human Services Department	1004444 - OFCY	FY2019-20	1,587,434.74	365.94	1,587,434.74	-	-	1,587,800.68
Human Services Department	1004482 - OFCY	2020-21	1,323,264.63	5,370.00	1,323,264.63	-	-	1,328,634.63
Human Services Department	1005541 - OFCY	2021-2022	429,381.66	766,505.65	429,381.66	-	-	1,195,887.31
Human Services Department	1005542 - OFCY	2022-2023	1,215,599.89	1,009,881.03	1,215,599.89	-	-	2,225,480.92
Human Services Department	1006711 - OFCY	2023-2024	4,741,385.78	2,625,531.03	4,741,385.78	-	-	7,366,916.81
Human Services Department	1780 - Kid's First Oakland Children's Fund Total		11,959,111.90	4,418,152.90	11,959,111.90	-	-	16,377,264.80
Human Services Department	1870 - Affordable Housing	1000017 - DP780 Administrative Project	-	-	-	-	-	0.00
Human Services Department	1003810 - GPF	HEALTH N SFTY HWLSS ENCMPT	46.85	-	-	-	-	0.00
Human Services Department	1870 - Affordable Housing Trust Fund Total		46.85	-	-	-	-	0.00
Human Services Department	1882 - Multi Service Cent	1000541 - TOURAINE HOTEL HENRY	162,241.87	15,387.33	-	-	-	15,387.33
Human Services Department	1882 - Multi Service Center/Rent Total		162,241.87	15,387.33	-	-	-	15,387.33
Human Services Department	2102 - Department of Ag	1000308 - HSD-SUMMER FOOD PROG-2015	-	7,411.66	-	-	-	7,411.66
Human Services Department	1004170 - HSD-SUMMER	FOOD PROG 2019	222,433.90	34,171.16	222,433.90	-	-	256,605.06
Human Services Department	1004507 - HEADSTART	FY20-21 CCFP 093021	-	-	-	-	-	0.00
Human Services Department	1005568 - HEADSTART	FY21-22 CCFP	(47,155.23)	187.43	(47,155.23)	-	-	(46,967.80)
Human Services Department	1005579 - HEADSTART	FY22-23 CCFP	20,065.72	8,233.17	20,065.72	-	-	28,298.89
Human Services Department	1006657 - HEADSTART	FY23-24 CCFP	18,031.73	27,581.12	18,031.73	-	-	45,612.85
Human Services Department	2102 - Department of Agriculture Total		213,376.12	77,584.54	213,376.12	-	-	290,960.66

DEPARTMENT NAME	Fund - Fund Desc	Proj - Proj Desc	Available P12-24	Approved Enc CF	Recommend Project CF - Phase 1	Recommended Project CF - Phase 2	Total Recommended Project CF	Total Approved Encumb CF + Project CF
Human Services Department	2103 - HUD-ESG/SHP/HO	1004040 - TH OPERATIONS OHA 01312033	(324,411.05)	797,232.15	(324,411.05)	-	(324,411.05)	472,821.10
Human Services Department		1004126 - HESG 2018 FY1820	18,220.97	30.16	18,220.97	-	18,220.97	18,251.13
Human Services Department		1004134 - HOPWA 2018 FY18/21	(71,399.32)	383,295.09	(71,399.32)	-	(71,399.32)	311,895.77
Human Services Department		1004582 - HESG 2019 FY19-21 06-30-21	-	1,363.54	-	-	1,363.54	63,286.04
Human Services Department		1004584 - COC NCFRHC 2018 FY19-20	-	63,286.04	-	-	63,286.04	23,841.02
Human Services Department		1004585 - COC OHYHC 2018 FY1920 07-31-20	-	23,841.02	-	-	23,841.02	10,188.00
Human Services Department		1004587 - COC MCTHP 2018 FY1920 09-30-20	-	10,188.00	-	-	10,188.00	1,764,571.45
Human Services Department		1004589 - HOPWA 2019 FY19-22 06-30-22	454,196.23	1,310,375.22	454,196.23	-	454,196.23	27,239.24
Human Services Department		1004604 - HESG 2020 FY20-22 06-30-22	27,184.54	54.70	27,184.54	-	27,184.54	162,156.61
Human Services Department		1004606 - COC NCFRHC 2019 FY20-21	-	162,156.61	-	-	162,156.61	35,507.25
Human Services Department		1004607 - COC OHYHC 2019 FY2021 07-31-21	-	35,507.25	-	-	35,507.25	1,122,335.28
Human Services Department		1004611 - HOPWA 2020 FY20-23 06-30-23	96,775.18	1,025,560.10	96,775.18	-	96,775.18	70,372.44
Human Services Department		1004612 - OPRI OHA FY20-21	-	70,372.44	-	-	70,372.44	900.06
Human Services Department		1004615 - COC NCFRHC 2019 FY20-21 12-31-21	900.06	-	-	-	900.06	106,298.59
Human Services Department		1005187 - CoC GRND/HILLND FY19-20 6-30-20	-	106,298.59	-	-	106,298.59	5,313.57
Human Services Department		1005189 - CoC GRND HILLND FY2021 063021	-	-	-	-	-	6,343.11
Human Services Department		1005315 - COVID19 ESG CARES ACT 090922	-	-	-	-	-	131,764.26
Human Services Department		1005319 - COVID19 HOPWA CARES ACT 063020	5,313.57	34,244.25	5,313.57	-	5,313.57	78,866.17
Human Services Department		1005598 - HESG 2021 FY2022	6,343.11	45,101.51	6,343.11	-	6,343.11	58,956.42
Human Services Department		1005599 - HESG 2022 FY2023	131,764.26	36,048.48	131,764.26	-	131,764.26	2,449.24
Human Services Department		1005600 - COC NCFRHC 2020 FY2022	-	78,866.17	-	-	78,866.17	10,636.00
Human Services Department		1005601 - COC NCFRHC 2021 FY2023	58,956.42	1,944.63	58,956.42	-	58,956.42	71,548.13
Human Services Department		1005602 - COC OHYHC 2020 FY2022	(2,449.24)	129,520.63	(2,449.24)	-	(2,449.24)	1,333,913.23
Human Services Department		1005603 - COC OHYHC 2021 FY2023	6,964.41	181,812.88	6,964.41	-	6,964.41	7,998.16
Human Services Department		1005604 - COC MCFIT FY2022	-	293,898.12	-	-	293,898.12	13,993.00
Human Services Department		1005605 - COC MCFIT FY2023	7,998.16	188,425.77	7,998.16	-	7,998.16	806,028.59
Human Services Department		1005607 - COC HFSN 2022 FY2023	13,993.00	-	13,993.00	-	13,993.00	1,999,551.54
Human Services Department		1005608 - HOPWA 2021 FY2022	806,028.59	1,193,669.32	806,028.59	-	806,028.59	486,102.66
Human Services Department		1005609 - HOPWA 2022 FY2023	1,999,551.54	1,023,192.00	1,999,551.54	-	1,999,551.54	10,636.00
Human Services Department		1005610 - COC NCFRHC 2020 FY2022	486,102.66	-	486,102.66	-	486,102.66	71,548.13
Human Services Department		1005611 - COC NCFRHC 2021 FY2023	-	390,654.59	-	-	390,654.59	-
Human Services Department		1005612 - OPRI OHA FY2022	71,548.13	513,442.15	71,548.13	-	71,548.13	-
Human Services Department		1005613 - OPRI OHA FY2023	-	1,333,913.23	-	-	1,333,913.23	-
Human Services Department		1005710 - CoC GRND HILLND FY2022	-	-	-	-	-	37,000.00
Human Services Department		1006650 - COC NCFRHC FY2024	37,000.00	270,773.18	37,000.00	-	37,000.00	19,674.00
Human Services Department		1006652 - COC OHYHC FY2024	19,674.00	50,133.67	19,674.00	-	19,674.00	174,879.34
Human Services Department		1006663 - HESG FY2024	174,879.34	50,287.66	174,879.34	-	174,879.34	212,473.80
Human Services Department		1006664 - COC MCFIT FY2024	-	-	-	-	-	2,526,042.32
Human Services Department		1006665 - COC HFSN FY2024	212,473.80	-	212,473.80	-	212,473.80	645,871.68
Human Services Department		1006666 - HOPWA FY2024	2,526,042.32	1,084,846.01	2,526,042.32	-	2,526,042.32	821,743.24
Human Services Department		1006667 - COC NCFRHC FY2024	(93.09)	645,871.68	(93.09)	-	(93.09)	6,924,298.34
Human Services Department		1006687 - OPRI OHA FY2024	71,238.58	821,743.24	71,238.58	-	71,238.58	12,550,564.79
2103 - HUD-ESG/SHP/HOPWA Total			6,924,298.34	12,550,564.79	6,924,298.34	-	6,924,298.34	19,478,863.13
Human Services Department	2108 - HUD-CDBG	1001338 - 2108 CDBG EOCP HOMELESS HSG SHELTER	31,928.03	-	31,928.03	-	31,928.03	441.49
Human Services Department		1001418 - DHCD-CDE ADMINISTRAT G05650	441.49	-	441.49	-	441.49	43,968.64
Human Services Department		1004136 - CDBG CHS ADMIN FY1819	0.01	0.01	43,968.64	-	43,968.64	4,584.00
Human Services Department		1005589 - CDBG CHS ADMIN FY2022	-	-	4,584.00	-	4,584.00	16,758.66
Human Services Department		1005590 - CDBG CHS ADMIN FY2023	-	0.01	16,758.66	-	16,758.66	-
Human Services Department		1005592 - CDBG CHS PROJ DELIVERY FY2023	-	-	-	-	-	-
Human Services Department		1005593 - CDBG PATH SET ASIDE FY2022	-	38,751.10	-	-	38,751.10	-
Human Services Department		1005594 - CDBG PATH SET ASIDE FY2023	-	-	-	-	-	-
Human Services Department		1005713 - 2108 CDBG CHS EOCP	-	4,937.57	-	-	4,937.57	-
Human Services Department		1006654 - CDBG CHS ADMIN FY2024	8,207.30	-	8,207.30	-	8,207.30	159,207.00
Human Services Department		1006660 - CDBG CHS PROJ DELIVERY FY2024	-	-	159,207.00	-	159,207.00	51,272.00
Human Services Department		1006661 - CDBG PATH SET ASIDE FY2024	51,272.00	5,123.24	51,272.00	-	51,272.00	-
Human Services Department		1006683 - 2108 CDBG CHS EOCP FY2024	-	-	-	-	-	316,367.12
2108 - HUD-CDBG Total			316,367.12	48,811.93	316,367.12	-	316,367.12	201,648.39
Human Services Department	2120 - Federal Action Ag	1005614 - SCP FY2022 FED	67.26	67.26	201,648.39	-	201,648.39	148,206.95
Human Services Department		1005615 - SCP FY2023 FED	33.63	33.63	148,206.95	-	148,206.95	1,100.00
Human Services Department		1005616 - SCP FY2022 MATCH	1,100.00	-	1,100.00	-	1,100.00	-
Human Services Department		1005617 - SCP FY2023 MATCH	1,100.00	-	1,100.00	-	1,100.00	-

DEPARTMENT NAME	Fund - Fund Desc	Proj - Proj Desc	Available P12-24	Approved Enc CF	Recommend Project CF- Phase 1	Recommended Project CF - Phase 2	Total Recommended Project CF	Total Approved (Encumb CF + Project CF)
Human Services Department	2120 - Federal Action Age	1005618 - FGP FY2022 FED	4,883.23	1,650.86	4,883.23	-	4,883.23	6,534.09
Human Services Department		1005619 - FGP FY2023 FED	9,395.42	-	9,395.42	-	9,395.42	9,395.42
Human Services Department		1006718 - SCP FY23-24 FED	53,751.37	3,205.51	53,751.37	-	53,751.37	56,956.88
Human Services Department		1006720 - FGP FY23-24 FED	11,740.00	-	11,740.00	-	11,740.00	11,740.00
Human Services Department	2120 - Federal Action Agency Total		431,825.36	4,957.26	431,825.36	-	431,825.36	436,782.62

FY24 into FY 25 CAO Approved Project Carryforwards

DEPARTMENT NAME	Fund - Fund Desc	Proj - Proj Desc	Available P12-24	Approved Encr CF	Recommend Project CF- Phase 1	Recommended Project CF - Phase 2	Total Recommended Project CF	Total Approved Encumb CF + Project CF
Human Services Department	2128 - Department of He	1000311 - DOSC TRUST FUND	(5,226.02)	-	(5,226.02)	-	(5,226.02)	(5,226.02)
Human Services Department		1000331 - HEAD START FY13-14	(69.04)	69.04	(69.04)	-	(69.04)	0.00
Human Services Department		1003227 - SAMHSA RECAST FY1621	-	1.87	-	-	-	1.87
Human Services Department		1003629 - MSSP FY17-18 ADMIN	-	502.49	-	-	-	502.49
Human Services Department		1004038 - SAMSHA YR2-FY17-18	-	-	-	-	-	0.00
Human Services Department		1004057 - HEADSTART FY1819 BASIC	-	38,767.73	-	-	-	38,767.73
Human Services Department		1004068 - MSSP FY 18-19 ADMIN	-	690.47	-	-	-	690.47
Human Services Department		1004070 - MSSP FY18-19 WAIVED SVCS	-	391.44	-	-	-	391.44
Human Services Department		1004426 - 2018 CSBG Discretionary Grant	20,492.00	2,623.51	20,492.00	-	20,492.00	23,115.51
Human Services Department		1004446 - SAMHSA YR4 09-29-20	-	894.49	-	-	-	894.49
Human Services Department		1004470 - HEADSTART FY19-20 BASIC	-	-	-	-	-	0.00
Human Services Department		1004476 - EARLY HEADSTART FY19-20 BASIC	-	-	-	-	-	0.00
Human Services Department		1004484 - SAMHSA YRS 09-29-21	-	47,308.19	-	-	-	47,308.19
Human Services Department		1004508 - HEADSTART FY20-21 BASIC	18,109.72	1,353.74	18,109.72	-	18,109.72	19,463.46
Human Services Department		1004509 - HEADSTART FY20-21 TTA	-	1,425.00	-	-	-	1,425.00
Human Services Department		1004510 - HEADSTART FY20-21 CSPP	-	3,535.50	-	-	-	3,535.50
Human Services Department		1004514 - EARLY HEADSTART FY20-21 BASIC	13,188.29	1,599.01	13,188.29	-	13,188.29	14,787.30
Human Services Department		1004527 - MSSP FY 19-20 ADMIN	-	394.91	-	-	-	394.91
Human Services Department		1004529 - MSSP 19-20 WAIVED SVCS	-	13,246.28	-	-	-	13,246.28
Human Services Department		1004532 - MSSP FY 20-21 WAIVED SVCS	57.43	3,670.30	57.43	-	57.43	3,727.73
Human Services Department		1005318 - COVID-19 CSBG	(9,374.64)	22,595.66	(9,374.64)	-	(9,374.64)	13,221.02
Human Services Department		1005357 - HEADSTART FY19-20 CV19 SUPPL	2,243.02	1,518.07	2,243.02	-	2,243.02	3,761.09
Human Services Department		1005358 - E HEADSTART FY19-20 CV19 SUPPL	2,529.46	1,518.04	2,529.46	-	2,529.46	4,047.50
Human Services Department		1005549 - MSSP FY 21-22 ADMIN	-	648.11	-	-	-	648.11
Human Services Department		1005551 - MSSP FY 21-22 Waived Svcs	-	6,834.03	-	-	-	6,834.03
Human Services Department		1005552 - MSSP FY 22-23 ADMIN	95,599.05	118.64	95,599.05	-	95,599.05	95,717.69
Human Services Department		1005553 - MSSP FY 22-23 CASE MGMT	293,507.64	-	293,507.64	-	293,507.64	293,507.64
Human Services Department		1005554 - MSSP FY 22-23 WAIVED SVCS	58,561.92	3,502.55	58,561.92	-	58,561.92	62,064.47
Human Services Department		1005569 - HEADSTART FY21-22 BASIC	1,840,553.59	192,037.23	1,840,553.59	-	1,840,553.59	2,032,590.82
Human Services Department		1005570 - HEADSTART FY21-22 TTA	63,955.50	-	63,955.50	-	63,955.50	63,955.50
Human Services Department		1005579 - EARLY HEADSTART FY21-22 BASIC	4,351,235.55	335,170.55	4,351,235.55	-	4,351,235.55	4,686,406.10
Human Services Department		1005580 - HEADSTART FY22-23 BASIC	2,659,494.39	159,173.52	2,659,494.39	-	2,659,494.39	2,818,667.91
Human Services Department		1005581 - HEADSTART FY22-23 TTA	29,933.96	-	29,933.96	-	29,933.96	29,933.96
Human Services Department		1005586 - EARLY HEADSTART FY22-23 BASIC	4,950,475.33	298,826.68	4,950,475.33	-	4,950,475.33	5,249,302.01
Human Services Department		1005587 - EARLY HEADSTART FY22-23 TTA	70,519.90	-	70,519.90	-	70,519.90	70,519.90
Human Services Department		1005640 - CAP CSBG 2022 ADMIN	24,391.02	-	24,391.02	-	24,391.02	24,391.02
Human Services Department		1005641 - CAP CSBG 2022 PROGRAM	(997.71)	15,212.87	(997.71)	-	(997.71)	14,215.16
Human Services Department		1005642 - CAP CSBG 2023 ADMIN	57,156.86	-	57,156.86	-	57,156.86	57,156.86
Human Services Department		1005643 - CAP CSBG 2023 PROGRAM	360,691.54	34,533.05	360,691.54	-	360,691.54	395,224.59
Human Services Department		1005678 - SAMHSA 09-29-23	19,453.80	71,918.10	19,453.80	-	19,453.80	91,371.90
Human Services Department		1005679 - SAMHSA 09-29-24	362,722.04	3,673.06	362,722.04	-	362,722.04	366,395.10
Human Services Department		1006121 - Headstart Startup Funds	72,659.28	15,471.11	72,659.28	-	72,659.28	88,130.39
Human Services Department		1006122 - Early Headstart Startup Funds	71,268.82	37,976.50	71,268.82	-	71,268.82	109,245.32
Human Services Department		1006164 - SAMSHA YR 1 09-29-22	(14,510.80)	-	(14,510.80)	-	(14,510.80)	(14,510.80)
Human Services Department		1006194 - Headstart ARP	(20,353.54)	7,681.78	(20,353.54)	-	(20,353.54)	(12,671.76)
Human Services Department		1006197 - Early Headstart ARP	(3,738.52)	17,731.46	(3,738.52)	-	(3,738.52)	13,992.94
Human Services Department		1006667 - HEADSTART FY23-24 BASIC	1,137,235.16	66,993.45	1,137,235.16	-	1,137,235.16	1,204,228.61
Human Services Department		1006668 - HEADSTART FY24-25 BASIC	(39,113.53)	-	(39,113.53)	-	(39,113.53)	(39,113.53)
Human Services Department		1006669 - HEADSTART FY23-24 TTA	30,275.62	-	30,275.62	-	30,275.62	30,275.62
Human Services Department		1006671 - HEADSTART FY23-24 CSPP	-	-	-	-	-	0.00
Human Services Department		1006678 - EARLY HEADSTART FY23-24 BASIC	2,363,997.11	67,531.49	2,363,997.11	-	2,363,997.11	2,431,528.60
Human Services Department		1006688 - EARLY HEADSTART FY23-24 TTA	(39,763.53)	-	(39,763.53)	-	(39,763.53)	(39,763.53)
Human Services Department		1006689 - EARLY HEADSTART FY23-24 CCTR	63,822.97	-	63,822.97	-	63,822.97	63,822.97
Human Services Department		1006694 - EARLY HEADSTART FY23-24 CCTR	-	-	-	-	-	0.00
Human Services Department		1006715 - MSSP FY 23-24 ADMIN	(1,086.89)	673.86	(1,086.89)	-	(1,086.89)	(413.03)
Human Services Department		1006716 - MSSP FY 23-24 CASE MGMT	341,709.23	-	341,709.23	-	341,709.23	341,709.23
Human Services Department		1006717 - MSSP FY 23-24 WAIVED SVCS	9,821.49	-	9,821.49	-	9,821.49	9,821.49
Human Services Department		1006738 - SAMHSA 09-29-24 FY24	450,509.09	206,088.43	450,509.09	-	450,509.09	656,597.52
Human Services Department		1006757 - CAP CSBG 2024 ADMIN	197,392.48	250.48	197,392.48	-	197,392.48	197,642.96
Human Services Department		1006758 - CAP CSBG 2024 PROGRAM	866,697.87	6,268.53	866,697.87	-	866,697.87	872,966.40
Human Services Department		1006759 - CAP CSBG 2025 ADMIN	36,900.00	-	36,900.00	-	36,900.00	36,900.00

FY24 into FY 25 CAO Approved Project Carryforwards

DEPARTMENT NAME	Fund - Fund Desc	Proj - Proj Desc	Available P12-24	Approved Enc CF	Recommend Project CF - Phase 1	Recommended Project CF - Phase 2	Total Recommended Project CF	Total Approved Encumb CF + Project CF
Human Services Department	2128 - Department of He	1006930 - 2128 CSBG-DiscretionaryGrnt	32,000.00	-	32,000.00	-	32,000.00	32,000.00
Human Services Department	2128 - Department of Health and Human Services Total		20,590,506.25	1,934,841.88	20,590,506.25	-	20,590,506.25	22,525,348.13
Human Services Department	2138 - California Departm	1004473 - HEADSTART FY19-20 CPKS	-	-	-	-	-	0.00
Human Services Department		1004516 - EARLY HEADSTART FY20-21 CCTR	-	-	-	-	-	0.00
Human Services Department		1005571 - HEADSTART FY21-22 CSPP	1,503.79	172.34	1,503.79	-	1,503.79	1,676.13
Human Services Department		1005572 - HEADSTART FY21-22 CPKS	5,715.67	3,822.74	5,715.67	-	5,715.67	9,538.41
Human Services Department		1005577 - EARLY HEADSTART FY21-22 CCTR	1,677.64	273.21	1,677.64	-	1,677.64	1,950.85
Human Services Department		1005582 - HEADSTART FY22-23 CSPP	51,687.20	72,674.07	51,687.20	-	51,687.20	124,361.27
Human Services Department		1005583 - HEADSTART FY22-23 CPKS	1,313.52	1,313.52	1,313.52	-	1,313.52	14,578.81
Human Services Department		1005588 - EARLY HEADSTART FY22-23 CCTR	(305,552.20)	-	(305,552.20)	-	(305,552.20)	(905,552.20)
Human Services Department		1006671 - HEADSTART FY23-24 CSPP	(930,407.29)	77,592.27	(930,407.29)	-	(930,407.29)	(852,815.02)
Human Services Department		1006673 - HEADSTART FY23-24 CPKS	286.21	5,083.83	286.21	-	286.21	5,370.04
Human Services Department		1006694 - EARLY HEADSTART FY23-24 CCTR	(234,995.45)	-	(234,995.45)	-	(234,995.45)	(234,995.45)
Human Services Department	2138 - California Department of Education Total		(1,396,819.14)	160,931.98	(1,396,819.14)	-	(1,396,819.14)	(232,682.41)
Human Services Department	2159 - State of California	1000323 - MED+CAL ADMIN ACTIVITIES	(232,682.41)	-	(232,682.41)	-	(232,682.41)	-
Human Services Department		1005088 - Digital Literacy FY19-21 EO3C	-	-	-	-	-	0.00
Human Services Department		1005089 - Project Literacy FY19-21 WOSC	921.00	300.00	921.00	-	921.00	1,221.00
Human Services Department		1005248 - HHAP FY2021 THRU FY2023	1,237,651.68	1,113,216.46	1,237,651.68	-	1,237,651.68	2,350,868.14
Human Services Department		1006126 - HHAP Round 2 FY2020 - 2025	1,723,744.29	577,267.68	1,723,744.29	-	1,723,744.29	2,301,011.97
Human Services Department		1006524 - Encampment Resolution Funds	444.01	212.59	444.01	-	444.01	656.60
Human Services Department		1006326 - HHAP Round 3 FY2023 - 2025	5,297,938.80	7,953,432.87	5,297,938.80	-	5,297,938.80	13,251,371.67
Human Services Department		1006508 - Family Homelessness Challenge	-	938,603.36	-	-	-	938,603.36
Human Services Department		1006961 - HHAP Round 4	13,267,367.34	1,352,090.51	13,267,367.34	-	13,267,367.34	14,619,457.85
Human Services Department		1007176 - ERF 2	-	1,466,783.95	-	-	-	1,466,783.95
Human Services Department	2159 - State of California Other Total		21,295,384.71	13,401,907.42	21,295,384.71	-	21,295,384.71	34,697,292.13
Human Services Department	2160 - County of Alameda	1003913 - CORE HSG CTRS FY1718 ALAMEDA	0.01	-	0.01	-	0.01	0.01
Human Services Department		1003914 - CORE HSG CTRS FY1819 ALAMEDA	0.08	-	0.08	-	0.08	0.08
Human Services Department		1004591 - COUNTY SSA TO HFSN FY19-20	-	43,619.13	-	-	-	43,619.13
Human Services Department		1004592 - COUNTY WINTER SHELTER FY19-20	0.01	0.01	0.01	-	0.01	0.02
Human Services Department		1004613 - COUNTY SSA TO HFSN FY20-21	-	9,957.89	-	-	-	9,957.89
Human Services Department		1004614 - COUNTY WINTER SHELTER FY20-21	0.02	-	0.02	-	0.02	0.02
Human Services Department		1005543 - Info and Assistance FY 21-22	4,529.68	559.81	4,529.68	-	4,529.68	5,089.49
Human Services Department		1005544 - Info and Assistance FY 22-23	28,317.06	44.61	28,317.06	-	28,317.06	28,361.67
Human Services Department		1005622 - COUNTY SSA TO HFSN FY2022	19,298.91	-	19,298.91	-	19,298.91	19,298.91
Human Services Department		1005623 - COUNTY SSA TO HFSN FY2023	12,881.50	-	12,881.50	-	12,881.50	12,881.50
Human Services Department		1005624 - COUNTY WINTER SHELTER FY2022	25,000.00	4,375.00	25,000.00	-	25,000.00	29,375.00
Human Services Department		1005625 - COUNTY WINTER SHELTER FY2023	30,000.00	-	30,000.00	-	30,000.00	30,000.00
Human Services Department		1006679 - COUNTY SSA TO HFSN FY2024	38,340.00	345,060.00	38,340.00	-	38,340.00	383,400.00
Human Services Department		1006680 - COUNTY WINTER SHELTER FY2024	-	-	-	-	-	0.00
Human Services Department	2160 - County of Alameda: Grants Total		(27,717.62)	1,416.50	(27,717.62)	-	(27,717.62)	(26,301.12)
Human Services Department	2213 - Measure B: Paratr	1001055 - OPED FY16-17	130,649.65	405,032.95	130,649.65	-	130,649.65	535,682.60
Human Services Department		1004088 - OPED FY18-19 MEASURE B	-	-	-	-	-	0.00
Human Services Department		1004533 - OPED FY19-20 MEASURE B	1,290.45	0.01	1,290.45	-	1,290.45	0.01
Human Services Department		1004535 - OPED FY20-21 MEASURE B	2,569.33	-	2,569.33	-	2,569.33	0.00
Human Services Department		1005545 - OPED FY21-22 MEASURE B	-	-	-	-	-	0.00
Human Services Department	2213 - Measure B: Paratransit - ACTC Total		3,859.78	0.01	3,859.78	-	3,859.78	0.01

FY24 into FY 25 CAO Approved Project Carryforwards

DEPARTMENT NAME	Fund - Fund Desc	Proj - Proj Desc	Available P12-24	Approved Enc CF	Recommend Project CF - Phase 1	Recommended Project CF - Phase 2	Total Recommended Project CF	Total Approved Enc CF + Project CF
Human Services Department	2220 - Measure BB - Para	1003633 - OPED FY17-18 MEASURE BB	-	-	-	-	-	0.00
Human Services Department		1003725 - MEALS ON WHEEL	300,000.00	-	-	-	-	0.00
Human Services Department	1004089 - OPED	FY18-19 MEASURE BB	-	-	-	-	-	0.00
Human Services Department	1004534 - OPED	FY 19-20 MEASURE BB	11,700.01	85,600.00	-	11,700.01	11,700.01	97,300.01
Human Services Department	1004536 - OPED	FY 20-21 MEASURE BB	-	1,026.00	-	-	-	1,026.00
Human Services Department	1005545 - OPED	FY 21-22 MEASURE B	-	9,163.60	-	-	-	9,163.60
Human Services Department	1005546 - OPED	FY 22-23 MEASURE B	914,752.69	1,124.81	914,752.69	-	914,752.69	915,877.50
Human Services Department	1005547 - OPED	FY 21-22 MEASURE BB	500.50	3,224.84	-	500.50	500.50	3,725.34
Human Services Department	1005548 - OPED	FY 22-23 MEASURE BB	357,134.42	115,381.98	357,134.42	-	357,134.42	472,516.40
Human Services Department	1006714 - OPED	FY 23-24 MEASURE BB	1,291,123.10	239,942.20	1,291,123.10	-	1,291,123.10	1,527,065.30
Human Services Department	2220 - Measure BB - Paratransit Total		2,875,210.72	451,463.43	2,575,210.72	2,575,210.72	2,575,210.72	3,026,674.15
Human Services Department	2244 - Measure Q - Parks	1000017 - DP780 Administrative Project	-	660,165.55	-	-	-	660,165.55
Human Services Department	1001142 - CITY-CNTY RNTRY JOB		303,935.89	-	303,935.89	-	303,935.89	303,935.89
Human Services Department	1004117 - GPF HUNGER PRGM FY1819		383,679.97	399.55	-	-	-	399.55
Human Services Department	1004120 - PW ENCAMPMENT ABATEMENT2		(69,253.95)	0.01	152,876.90	-	152,876.90	152,876.91
Human Services Department	1005349 - MEASQ HOMELESS		2,478,787.82	2,478,787.82	(69,253.95)	-	(69,253.95)	2,409,533.87
Human Services Department	1005626 - GPF HIGH PRIORITY FY2022		10,721.36	-	10,721.36	-	10,721.36	10,721.36
Human Services Department	1006654 - CDBG CHS ADMIN FY2024		101,189.70	-	-	-	-	0.00
Human Services Department	1006660 - CDBG CHS PROJ DELIVERY FY2024		29,398.30	-	-	-	-	0.00
Human Services Department	1006681 - GPF HIGH PRIORITY FY2024		41,293.16	-	-	-	-	0.00
Human Services Department	2244 - Measure Q - Parks & Recreation Preservation, Litter Reduction, and Homelessness Sup		800,964.43	3,139,292.93	3,139,292.93	3,139,292.93	3,139,292.93	3,537,573.13
Human Services Department	2252 - Measure Z - Violent	1001362 - MEASURE Z EVALUATION	(276.90)	-	(276.90)	-	(276.90)	(276.90)
Human Services Department	1001372 - MEAS Z VIOL PREV FY15-16		(14,788.30)	0.01	(14,788.30)	-	(14,788.30)	(14,788.29)
Human Services Department	1004313 - MZ SERVICE PRIOR YEAR RESERVE		0.33	-	-	-	0.33	0.33
Human Services Department	1004447 - MZ19-20 ADMIN		(11,345.96)	-	(11,345.96)	-	(11,345.96)	(11,345.96)
Human Services Department	1004454 - MZ19-20 CONTRACT GBV CSEC		-	-	-	-	-	0.00
Human Services Department	1004457 - MZ19-20 CONTRACT CMTY HEALING		46,766.70	-	46,766.70	-	46,766.70	46,766.70
Human Services Department	1004458 - MZ19-20 CONTRACT CMTY TA		1.04	-	1.04	-	1.04	1.04
Human Services Department	1004462 - MZ19-20 STAFF GV COACHING		24,980.00	-	24,980.00	-	24,980.00	24,980.00
Human Services Department	2252 - Measure Z - Violence Prevention and Public Safety Act of 2014 Total		45,336.91	0.01	45,336.91	45,336.91	45,336.91	45,336.92
Human Services Department	2264 - Measure AA - First	1007362 - HEAD START-MEASURE AA	1,475,317.32	10,310.22	-	-	-	10,310.22
Human Services Department	1007365 - EARLY HEAD START-MEASURE AA		933,359.30	7,043.82	-	-	-	7,043.82
Human Services Department	1007388 - GOAL 3-HEAD START MEASURE AA		169,868.22	-	-	-	-	0.00
Human Services Department	1007389 - GOAL 5 HEAD START MEASURE-AA		1,425,354.20	-	-	-	-	0.00
Human Services Department	2264 - Measure AA - First 5 Total		4,003,899.04	17,354.04	17,354.04	17,354.04	17,354.04	17,354.04
Human Services Department	2270 - Vacant Property Tr	1000017 - DP780 Administrative Project	-	173,475.00	-	-	-	173,475.00
Human Services Department	2270 - Vacant Property Tax Act Fund Total		-	173,475.00	173,475.00	173,475.00	173,475.00	173,475.00
Human Services Department	2994 - Social Services Gra	1000320 - OLDER AMERICANS	4,934.75	-	4,934.75	-	4,934.75	4,934.75
Human Services Department	1000324 - CHILDCARE CENTER		4,917.53	-	4,917.53	-	4,917.53	4,917.53
Human Services Department	1000328 - HEAD START DONATIONS		490.04	-	490.04	-	490.04	490.04
Human Services Department	1000413 - AC-OCAP DONATIONS		44,045.91	-	44,045.91	-	44,045.91	44,045.91
Human Services Department	1000513 - HUNGER DONATIONS		69,103.78	0.01	69,103.78	-	69,103.78	69,103.79
Human Services Department	1000545 - YR 16 DONATION		19,606.44	914.17	19,606.44	-	19,606.44	20,520.61
Human Services Department	1001396 - HSD-DONATIONS SIMMR FOOD PRGM		21,802.18	-	21,802.18	-	21,802.18	21,802.18
Human Services Department	1003387 - HOMELESS DONATIONS		2,793.66	-	2,793.66	-	2,793.66	2,793.66
Human Services Department	1003911 - CORE HSG CTRS FY1718EMERVILLE		28,132.82	12,863.66	28,132.82	-	28,132.82	40,996.48
Human Services Department	1004255 - SCP FGP Donation		-	0.01	-	-	-	0.01
Human Services Department	2994 - Social Services Grants Total		195,827.11	13,777.85	195,827.11	195,827.11	195,827.11	209,604.96
Human Services Department	4400 - City Facilities	1000017 - DP780 Administrative Project	-	-	-	-	-	0.00
Human Services Department	1000316 - RETAINED RENTAL REV DOSC		69,750.44	-	-	-	-	0.00
Human Services Department	1000317 - RETAINED RENTAL REV NOSC		41,233.55	-	-	-	-	0.00
Human Services Department	1000318 - RETAINED RENTAL REV WOSC		41,234.46	-	-	-	-	0.00
Human Services Department	1001097 - RETAINED RENTAL REV EOSC		41,235.39	-	-	-	-	0.00
Human Services Department	4400 - City Facilities Total		193,453.84	150.00	150.00	150.00	150.00	150.00
Human Services Department	7760 - Grant Clearing	1000017 - DP780 Administrative Project	-	47,160.87	-	-	-	47,160.87
Human Services Department	7760 - Grant Clearing Total		-	47,160.87	47,160.87	47,160.87	47,160.87	47,160.87
Human Services Department	7901 - Oakland Senior Ce	1000311 - DOSC TRUST FUND	5,904.52	0.01	5,904.52	-	5,904.52	5,904.53
Human Services Department	7901 - Oakland Senior Center: Downtown Total		5,904.52	0.01	5,904.52	5,904.52	5,904.52	5,904.53
Human Services Department	7902 - Oakland Senior Ce	1000314 - NORTH SENIOR CENTER TRUST FUND	2,992.67	-	2,992.67	-	2,992.67	2,992.67
Human Services Department	7902 - Oakland Senior Center: North Total		2,992.67	-	2,992.67	2,992.67	2,992.67	2,992.67

FY24 into FY 25 CAO Approved Project Carryforwards

DEPARTMENT NAME	Fund - Fund Desc	Proj - Proj Desc	Available P12-24	Approved Enc CF	Recommend Project CF - Phase 1	Recommended Project CF - Phase 2	Total Recommended Project CF	Total Approved Enc CF + Project CF
Human Services Department	7903 - Oakland Senior Ce	1001215 - WEST SENIOR CENTER TRUST FUND	352.71	-	-	352.71	352.71	352.71
Human Services Department	7903 - Oakland Senior Center: West Total		352.71	-	-	352.71	352.71	352.71
Human Services Department	7904 - Oakland Senior Ce	1001243 - EAST SENIOR CENTER TRUST FUND	11,344.12	273.61	-	11,344.12	11,344.12	11,617.73
Human Services Department	7904 - Oakland Senior Center: East Total		11,344.12	273.61	-	11,344.12	11,344.12	11,617.73
Human Services Department Total			79,616,132.54	38,776,754.11	60,855,864.33	6,672,802.95	67,528,667.28	106,305,421.39
Information Technology Department	1010 - General Fund: Ger	1000011 - DP460 Administrative Project	-	80,539.17	-	-	-	80,539.17
Information Technology Department		1000127 - AGENDA MANAGEMENT	-	4,430.62	-	-	-	4,430.62
Information Technology Department		1004546 - PUBLIC SAFETY	-	16,733.52	-	-	-	16,733.52
Information Technology Department		1005398 - CARES Broadband/Digital	-	33,158.72	-	-	-	33,158.72
Information Technology Department		1006025 - TECHNOLOGY SYSTEMS UPDATE	1.65	197,515.29	-	-	-	197,515.29
Information Technology Department		1006997 - Cyber Incident 2023	897,493.08	1,192,973.41	-	-	-	1,192,973.41
Information Technology Department	1010 - General Fund: General Purpose Total		897,494.73	1,525,350.73	-	-	-	1,525,350.73
Information Technology Department	1100 - Self Insurance Liab	1006997 - Cyber Incident 2023	(26,616.79)	-	-	-	-	0.00
Information Technology Department	1100 - Self Insurance Liability Total		(26,616.79)	-	-	-	-	0.00
Information Technology Department	1700 - Mandatory Refuse	1000011 - DP460 Administrative Project	-	-	-	-	-	0.00
Information Technology Department	1700 - Mandatory Refuse Program Total		-	-	-	-	-	0.00
Information Technology Department	1760 - Telecommunicatio	1000003 - DP030 Administrative Project	-	464.82	-	-	-	464.82
Information Technology Department	1760 - Telecommunications Reserve Total		-	464.82	-	-	-	464.82
Information Technology Department	2071 - CARES Act Relief F	1005398 - CARES Broadband/Digital	199.31	0.03	199.31	-	199.31	199.34
Information Technology Department	2071 - CARES Act Relief Fund Total		199.31	0.03	199.31	-	199.31	199.34
Information Technology Department	2159 - State of California	1006359 - LOCAL JURISDICTION GRANT 2159	-	-	-	-	-	0.00
Information Technology Department		1006956 - Last-Mile Broadband	-	148,183.72	-	-	-	148,183.72
Information Technology Department	2159 - State of California Other Total		-	148,183.72	-	-	-	148,183.72
Information Technology Department	2241 - Measure Q-Library	1000011 - DP460 Administrative Project	-	-	-	-	-	0.00
Information Technology Department	2241 - Measure Q-Library Services Retention & Enhancement Total		-	-	-	-	-	0.00
Information Technology Department	2243 - Measure D - Parce	1000011 - DP460 Administrative Project	-	-	-	-	-	0.00
Information Technology Department	2243 - Measure D - Parcel Tax to Maintain, Protect & Improve Library Services Total		-	-	-	-	-	0.00
Information Technology Department	2411 - False Alarm Reduc	1000011 - DP460 Administrative Project	-	-	-	-	-	0.00
Information Technology Department	2411 - False Alarm Reduction Program Total		-	-	-	-	-	0.00
Information Technology Department	2415 - Development Serv	1000011 - DP460 Administrative Project	-	-	-	-	-	0.00
Information Technology Department		1000018 - DP840 Administrative Project	-	-	-	-	-	0.00
Information Technology Department		1003971 - TECH ENHANCEMENT AND REC MGMT	200,770.29	2,125.00	-	-	80,708.18	82,833.18
Information Technology Department		1005074 - Fire Plan Check	-	-	-	-	-	0.00
Information Technology Department	2415 - Development Service Fund Total		876,342.67	85,864.50	-	876,342.67	876,342.67	962,207.17
Information Technology Department	2999 - Miscellaneous Gra	1000447 - PUBLIC ED - GOVERNMENT P350210	1,077,112.96	87,989.50	-	957,050.85	957,050.85	1,045,040.35
Information Technology Department	2999 - Miscellaneous Grants Total		-	7,345.79	-	-	-	7,345.79
Information Technology Department	3100 - Sewer Service Fund Total		-	-	-	-	-	0.00
Information Technology Department	4200 - Radio / Telecomm	1000009 - DP200 Administrative Project	-	283,854.45	-	-	-	283,854.45
Information Technology Department		1000011 - DP460 Administrative Project	-	59,144.38	-	-	-	59,144.38
Information Technology Department		1000442 - MOBILE RADIOS	5,238.05	386,511.95	5,238.05	-	5,238.05	391,750.00
Information Technology Department		1005180 - RADIO REPLACEMENT	514,506.41	239,910.89	514,506.41	-	514,506.41	754,417.30
Information Technology Department	4200 - Radio / Telecommunications Total		514,506.41	669,421.67	519,744.46	42,348.16	562,092.62	42,348.16
Information Technology Department	4210 - Telephone Equipm	1000011 - DP460 Administrative Project	-	7,369.92	-	-	-	7,369.92
Information Technology Department	4300 - Reproduction	1000011 - DP460 Administrative Project	-	169,827.59	-	-	-	169,827.59
Information Technology Department	4300 - Reproduction Total		-	169,827.59	-	-	-	169,827.59
Information Technology Department	4300 - Reproduction Total		-	169,827.59	-	-	-	169,827.59

DEPARTMENT NAME	Fund - Fund Desc	Proj - Proj Desc	Available P12-24	Approved Enc CF	Recommend Project CF- Phase 1	Recommended Project CF- Phase 2	Total Recommended Project CF	Total Approved (Encumb CF + Project CF)
Information Technology Department	4600 - Information Techn	1000003 - DP030 Administrative Project	-	6,431.80	-	-	-	6,431.80
Information Technology Department		1000005 - DP050 Administrative Project	-	-	-	-	-	0.00
Information Technology Department		1000011 - DP460 Administrative Project	-	51,556.08	-	-	-	51,556.08
Information Technology Department		1004546 - PUBLIC SAFETY	232,489.20	142,401.13	-	232,440.02	232,440.02	374,841.15
Information Technology Department		1004547 - PRIME	221,797.64	35,090.09	-	221,797.64	221,797.64	256,887.73
Information Technology Department		1004548 - ORACLE	(46,878.00)	1,486,336.64	-	(46,878.00)	(46,878.00)	1,439,458.64
Information Technology Department		1004549 - DRT	17,440.00	17,440.00	-	17,440.00	17,440.00	34,880.00
Information Technology Department		1004550 - MICROSOF	(1,201,427.95)	213,873.92	-	(1,201,427.95)	(1,201,427.95)	(987,554.03)
Information Technology Department		1004551 - HARDWARE, MAINT, PROF-SERV	1,094,070.21	70,267.62	-	1,093,540.77	1,093,540.77	1,163,808.39
Information Technology Department		1004552 - SOFTWARE, SUBSCRIP, PROF-SERV	1,103,778.11	448,841.28	-	1,103,778.11	1,103,778.11	1,552,619.39
Information Technology Department		1004553 - REGISTRATION	37,388.82	4.34	-	37,388.82	37,388.82	37,393.16
Information Technology Department		1004554 - GENERAL SERVICES	11,987.32	5,270.28	-	11,987.32	11,987.32	17,257.60
Information Technology Department		1006113 - WEBSITE DEVELOPMENT	(257,097.57)	32,537.33	-	(257,097.57)	(257,097.57)	(224,560.24)
Information Technology Department		1006997 - Cyber Incident 2023	224,031.97	366,248.00	-	224,031.97	224,031.97	590,279.97
Information Technology Department	4600 - Information Technology	Total	1,594,689.76	2,858,875.95	-	1,594,104.04	1,594,104.04	4,452,979.99
Information Technology Department	7760 - Grant Clearing	1001288 - PWA OVERHEAD CLEARING	-	-	-	-	-	0.00
Information Technology Department	7760 - Grant Clearing	1003336 - DOT OVERHEAD CLEARING	-	-	-	-	-	0.00
Information Technology Department	Total	Total	4,104,972.99	5,774,899.72	519,943.77	2,593,503.05	3,113,446.82	8,888,276.54
Mayor	1010 - General Fund: Ger	1000001 - DP010 Administrative Project	-	16,738.02	-	-	-	16,738.02
Mayor		General Purpose Total	-	16,738.02	-	-	-	16,738.02
Mayor	2218 - Measure BB - Loca	1000001 - DP010 Administrative Project	-	-	-	-	-	0.00
Mayor		Local Streets and Roads Total	-	-	-	-	-	0.00
Mayor	2252 - Measure Z - Viol	1001372 - MEAS Z VIOL PREY FY15-16	139.81	-	-	139.81	139.81	139.81
Mayor		Violence Prevention and Public Safety Act of 2014 Total	139.81	-	-	139.81	139.81	139.81
Mayor	2415 - Development Serv	1000001 - DP010 Administrative Project	-	-	-	-	-	0.00
Mayor		Development Service Fund Total	-	-	-	-	-	0.00
Mayor	2999 - Miscellaneous Gra	1001446 - MAYOR'S DIRECTOR OF EQUITY	(64,806.36)	-	-	(64,806.36)	(64,806.36)	(64,806.36)
Mayor		1003253 - KENNETH RAININ FOUNDATION	(44,516.09)	-	-	(44,516.09)	(44,516.09)	(44,516.09)
Mayor		1004317 - Fnd for Cities of Soc Inc Gmt	9,874.47	-	-	9,874.47	9,874.47	9,874.47
Mayor		1005145 - NEW VENTURE - HOMELESSNESS	70,251.59	-	-	70,251.59	70,251.59	70,251.59
Mayor		Miscellaneous Grants Total	(29,196.39)	-	-	(29,196.39)	(29,196.39)	(29,196.39)
Mayor	7999 - Miscellaneous Tru	1000500 - MAYOR'S SUMMER YOUTH DONATION	6,856.51	-	-	6,856.51	6,856.51	6,856.51
Mayor		1000501 - MAYOR'S TOY DRIVE	90.00	-	-	90.00	90.00	90.00
Mayor		1000504 - OAKLAND EDUCATION BUS FORUM	34.22	-	-	34.22	34.22	34.22
Mayor		1001130 - OAKLAND HOSTS APEC	3,497.42	-	-	3,497.42	3,497.42	3,497.42
Mayor		1001348 - OPD TECHNOLOGY PROJECT	12,852.50	-	-	12,852.50	12,852.50	12,852.50
Mayor		Miscellaneous Trusts Total	23,330.65	-	-	23,330.65	23,330.65	23,330.65
Mayor		Mayor Total	(5,725.93)	16,788.02	(5,725.93)	(5,725.93)	(5,725.93)	11,012.09
Non Departmental and Port	1010 - General Fund: Ger	1000007 - DP080 Administrative Project	-	-	-	-	-	0.00
Non Departmental and Port		1000008 - DP1000 Administrative Project	-	-	-	-	-	0.00
Non Departmental and Port		1000009 - DP200 Administrative Project	-	-	-	-	-	0.00
Non Departmental and Port		1000021 - DP900 Administrative Project	-	1,069.44	-	-	-	1,069.44
Non Departmental and Port		1000455 - CLEAN WATER PROGRAM	-	-	-	-	-	0.00
Non Departmental and Port		1000462 - CITY COUNCIL CONTINGENCY	25,124.41	-	-	25,124.41	25,124.41	25,124.41
Non Departmental and Port		1000465 - EMPLOYEE RECOGNITION	39,245.64	238.33	-	39,245.64	39,245.64	39,483.97
Non Departmental and Port		1000467 - STATE LOBBYIST	105,000.00	11,500.00	-	105,000.00	105,000.00	116,500.00
Non Departmental and Port		1000468 - FEDERAL LOBBYIST	24,000.00	-	-	24,000.00	24,000.00	24,000.00
Non Departmental and Port		1001177 - COMPLIANCE DIRECTOR CONTRACT	-	-	-	-	-	0.00
Non Departmental and Port		1001347 - CAO CONTINGENCY	250,000.00	-	-	250,000.00	250,000.00	250,000.00
Non Departmental and Port		1001368 - DISCR POOL TPT CONVERSION	885,246.00	-	-	885,246.00	885,246.00	885,246.00
Non Departmental and Port		1003464 - IMMIGRANT LEGAL SERVICES	149,971.60	-	-	149,971.60	149,971.60	149,971.60
Non Departmental and Port		1005206 - 2018 LRB REF (ADMIN BLDG)	29,795.34	-	-	29,795.34	29,795.34	29,795.34
Non Departmental and Port		1005208 - OACCA LRB (COLISEUM COMPLEX)	6,517,306.17	-	-	6,517,306.17	6,517,306.17	6,517,306.17
Non Departmental and Port		1005970 - LAKE MERRIT HEALTH & SAFETY	38,329.47	-	-	38,329.47	38,329.47	38,329.47
Non Departmental and Port		1006014 - DP620 Administrative Project	-	-	-	-	-	0.00
Non Departmental and Port		1006041 - City Council Community Grants	120,747.99	93,776.01	-	120,747.99	120,747.99	214,524.00
Non Departmental and Port		1006997 - Cyber Incident 2023	2,829,667.21	-	-	2,829,667.21	2,829,667.21	2,829,667.21
Non Departmental and Port		1007338 - Improving 911 Emergency Serv	985,000.00	-	-	985,000.00	985,000.00	985,000.00
Non Departmental and Port		1007341 - OAKLAND PIC HIRING GRANT	60,000.00	-	-	60,000.00	60,000.00	60,000.00
Non Departmental and Port		General Purpose Total	12,059,433.83	106,583.78	7,570,797.81	7,570,797.81	7,570,797.81	7,677,381.59

DEPARTMENT NAME	Fund - Fund Desc	Proj - Proj Desc	Available P12-24	Approved Enc CF	Recommend Project CF - Phase 1	Recommended Project CF - Phase 2	Total Recommended Project CF	Total Approved Encumb CF + Project CF
Non Departmental and Port	1020 - Vital Services Stab	1000021 - DP900 Administrative Project	-	-	-	-	-	0.00
Non Departmental and Port	1020 - Vital Services Stabilization Fund Total		-	-	-	-	-	0.00
Non Departmental and Port	1030 - Measure HH (SSB)	1003817 - MSR HH-HEALTHY KIDS PRGM	500,000.00	-	-	-	-	0.00
Non Departmental and Port	1030 - Measure HH (SSBDT) Total		500,000.00	-	-	-	-	0.00
Non Departmental and Port	1100 - Self Insurance Liab	1000004 - DP040 Administrative Project	-	-	-	-	-	0.00
Non Departmental and Port		1000008 - DP1000 Administrative Project	-	-	-	-	-	0.00
Non Departmental and Port		1000010 - DP300 Administrative Project	-	-	-	-	-	0.00
Non Departmental and Port		1000021 - DP900 Administrative Project	-	-	-	-	-	0.00
Non Departmental and Port		1006997 - Cyber Incident 2023	(3,274,508.08)	-	-	-	-	0.00
Non Departmental and Port	1100 - Self Insurance Liability Total		(3,274,508.08)	-	-	-	-	0.00
Non Departmental and Port	1150 - Worker's Comp	1000021 - DP900 Administrative Project	-	24,012.12	-	-	-	0.00
Non Departmental and Port	1150 - Worker's Compensation Insurance Claims Total		-	24,012.12	-	-	-	24,012.12
Non Departmental and Port	1200 - Pension Override	1000021 - DP900 Administrative Project	-	-	-	-	-	0.00
Non Departmental and Port		1005210 - 2012 POB	-	-	-	-	-	0.00
Non Departmental and Port	1200 - Pension Override Tax Revenue Total		-	-	-	-	-	0.00
Non Departmental and Port	1750 - Multipurpose Res	1000021 - DP900 Administrative Project	-	-	-	-	-	0.00
Non Departmental and Port	1750 - Multipurpose Reserve Total		-	-	-	-	-	0.00
Non Departmental and Port	2063 - FEMA Declaration	1006573 - Public Assist Grants Program	(498,711.99)	-	(498,711.99)	-	(498,711.99)	0.00
Non Departmental and Port	2063 - FEMA Declarations Total		(498,711.99)	-	(498,711.99)	-	(498,711.99)	(498,711.99)
Non Departmental and Port	2218 - Measure BB - Local Streets and Roads	1003469 - DP350 Administrative Project	-	-	-	-	-	0.00
Non Departmental and Port	2218 - Measure BB - Local Streets and Roads Total		-	-	-	-	-	0.00
Non Departmental and Port	2220 - Measure BB - Para	1006041 - City Council Community Grants	170,000.00	-	-	-	-	0.00
Non Departmental and Port	2220 - Measure BB - Paratransit Total		170,000.00	-	-	-	-	170,000.00
Non Departmental and Port	2244 - Measure Q - Parks	1000021 - DP900 Administrative Project	-	-	-	-	-	0.00
Non Departmental and Port		1005792 - Encampment Outreach - Meas Q	429,395.84	-	-	-	-	0.00
Non Departmental and Port	2244 - Measure Q - Parks & Recreation Preservation, Litter Reduction, and Homelessness Sup		429,395.84	-	-	-	-	429,395.84
Non Departmental and Port	2253 - Oakland Zoo Fund	1000021 - DP900 Administrative Project	-	-	-	-	-	0.00
Non Departmental and Port	2253 - Oakland Zoo Fund Total		-	-	-	-	-	0.00
Non Departmental and Port	2261 - Measure AA - Ove	1000002 - DP020 Administrative Project	(10,012.50)	14,072.50	(10,012.50)	-	(10,012.50)	0.00
Non Departmental and Port		1000007 - DP080 Administrative Project	4,247,068.35	1,751.45	4,247,068.35	-	4,247,068.35	4,248,819.80
Non Departmental and Port	2261 - Measure AA - Oversight Total		(10,012.50)	14,072.50	(10,012.50)	-	(10,012.50)	4,060.00
Non Departmental and Port	2262 - Measure AA - Early Education	1000002 - DP020 Administrative Project	3,676,975.20	-	3,676,975.20	-	3,676,975.20	4,252,879.80
Non Departmental and Port		1000007 - DP080 Administrative Project	382,905.60	-	382,905.60	-	382,905.60	382,905.60
Non Departmental and Port	2262 - Measure AA - Early Education Total		3,676,975.20	-	3,676,975.20	-	3,676,975.20	4,252,879.80
Non Departmental and Port	2263 - Measure AA - Oak	1000002 - DP020 Administrative Project	15,231,675.30	-	15,231,675.30	-	15,231,675.30	15,231,675.30
Non Departmental and Port		1000007 - DP080 Administrative Project	1,838,487.40	-	1,838,487.40	-	1,838,487.40	1,838,487.40
Non Departmental and Port	2263 - Measure AA - Oakland Promise Total		15,231,675.30	-	15,231,675.30	-	15,231,675.30	15,231,675.30
Non Departmental and Port	2310 - Lighting and Lands	1000021 - DP900 Administrative Project	6,457,831.78	-	6,457,831.78	-	6,457,831.78	6,457,831.78
Non Departmental and Port		1005212 - 2013 LED TE/QECB LEASE	-	-	-	-	-	0.00
Non Departmental and Port	2310 - Lighting and Lands Assessment District Total		6,457,831.78	-	6,457,831.78	-	6,457,831.78	6,457,831.78
Non Departmental and Port	2332 - Gateway Industria	1004284 - OAB CFD NO. 2015-1 GATEWAY	1,750.00	-	-	-	-	0.00
Non Departmental and Port	2332 - Gateway Industrial Park Total		1,750.00	-	-	-	-	0.00
Non Departmental and Port	2333 - Brooklyn Basin Pub	1005168 - CFD 2017-1 BROOKLYN BASIN-CAP	(1,165.64)	-	-	-	-	0.00
Non Departmental and Port	2333 - Brooklyn Basin Public Services Total		(1,165.64)	-	-	-	-	0.00
Non Departmental and Port	2413 - Rent Adjustment	F 1000021 - DP900 Administrative Project	-	-	-	-	-	0.00
Non Departmental and Port	2413 - Rent Adjustment Program Fund Total		-	-	-	-	-	0.00
Non Departmental and Port	2415 - Development Serv	1000021 - DP900 Administrative Project	-	46,182.46	-	-	-	0.00
Non Departmental and Port		1006079 - Phase II ROSP Athenian Group	-	-	-	-	-	46,182.46
Non Departmental and Port	2415 - Development Service Fund Total		-	46,182.46	-	-	-	46,182.46
Non Departmental and Port	2415 - Development Service Fund Total		1,219,296.50	46,182.46	-	-	1,219,296.50	1,265,478.96

DEPARTMENT NAME	Fund - Fund Desc	Proj - Proj Desc	Available P12-24	Approved Enc CF	Recommend Project CF - Phase 1	Recommended Project CF - Phase 2	Total Recommended Project CF	Total Approved (Encumb CF + Project CF)
Non Departmental and Port	2419 - Measure C: Transie	1000456 - TOT SURCHARGE-ZOO	14,673.24	0.49		14,673.24	14,673.24	14,673.73
Non Departmental and Port	1000457 - TOT SURCHARGE-MUSEUM		14,673.24	0.49		14,673.24	14,673.24	14,673.73
Non Departmental and Port	1001283 - TOT SURCHARGE-OCVB		61,612.68	2.05		61,612.68	61,612.68	61,614.73
Non Departmental and Port	1001493 - TOT SURCHARGE-CHABOT		14,701.51	0.49		14,701.51	14,701.51	14,702.00
Non Departmental and Port	2419 - Measure C: Transient Occupancy Tax (TOT) Surcharge Total		105,660.67	3.52		105,660.67	105,660.67	105,664.19
Non Departmental and Port	2430 - Lead Settlement 2	1000021 - DP900 Administrative Project	-	-		-	-	0.00
Non Departmental and Port	1006538 - Equity Based Lead Program		4,063,890.58	-		4,063,890.58	4,063,890.58	4,063,890.58
Non Departmental and Port	2430 - Lead Settlement 2022 Total		4,063,890.58	-	(2,122.00)	4,063,890.58	4,063,890.58	4,063,890.58
Non Departmental and Port	2999 - Miscellaneous Grn	1000976 - BUS RAPID TRANSIT	(2,122.00)	-	(2,122.00)	-	(2,122.00)	(2,122.00)
Non Departmental and Port	2999 - Miscellaneous Grants Total		(2,122.00)	-	(2,122.00)	-	(2,122.00)	(2,122.00)
Non Departmental and Port	3100 - Sewer Service Fund Total	1000021 - DP900 Administrative Project	6,085.00	-		6,085.00	6,085.00	6,085.00
Non Departmental and Port	3200 - Golf Course	1000021 - DP900 Administrative Project	6,085.00	-		6,085.00	6,085.00	6,085.00
Non Departmental and Port	3200 - Golf Course Total		6,085.00	-	-	6,085.00	6,085.00	6,085.00
Non Departmental and Port	4100 - Equipment	1000021 - DP900 Administrative Project	-	-		-	-	0.00
Non Departmental and Port	4100 - Equipment Total		-	-	-	-	-	0.00
Non Departmental and Port	4200 - Radio / Telecomm	1000011 - DP460 Administrative Project	-	-		-	-	0.00
Non Departmental and Port	4200 - Radio / Telecomm	1000021 - DP900 Administrative Project	-	-		-	-	0.00
Non Departmental and Port	4200 - Radio / Telecommunications Total		-	-	-	-	-	0.00
Non Departmental and Port	4400 - City Facilities	1000021 - DP900 Administrative Project	-	-		-	-	0.00
Non Departmental and Port	4400 - City Facilities Total		-	-	-	-	-	0.00
Non Departmental and Port	4500 - Central Stores	1000021 - DP900 Administrative Project	-	-		-	-	0.00
Non Departmental and Port	4500 - Central Stores Total		-	-	-	-	-	0.00
Non Departmental and Port	4600 - Information Technology	1000021 - DP900 Administrative Project	-	-		-	-	0.00
Non Departmental and Port	4600 - Information Technology	1005229 - 2017 IT SYSTEMS - PS - LEASE 2	(407,040.39)	-		(407,040.39)	(407,040.39)	(407,040.39)
Non Departmental and Port	4600 - Information Technology Total		(407,040.39)	-	-	(407,040.39)	(407,040.39)	(407,040.39)
Non Departmental and Port	5321 - Measure DD: 2009	1001191 - MEASURE DD ADMIN-B	-	-		-	-	0.00
Non Departmental and Port	5321 - Measure DD: 2009B Clean Water, Safe Parks & Open Space Trust Fund for Oakland Tot		-	-	-	-	-	0.00
Non Departmental and Port	5999 - Miscellaneous Cap	1004352 - OAKA'S HOWARD SITE PEP 5999	450,079.47	-		450,079.47	450,079.47	450,079.47
Non Departmental and Port	5999 - Miscellaneous Capital Projects Total		450,079.47	-	-	450,079.47	450,079.47	450,079.47
Non Departmental and Port	6013 - 2013 LED Streetlig	1005212 - 2013 LED TE/OECB LEASE	3,501.65	-		3,501.65	3,501.65	3,501.65
Non Departmental and Port	6013 - 2013 LED Streetlight Acquisition Lease Financing Total		3,501.65	-	-	3,501.65	3,501.65	3,501.65
Non Departmental and Port	6029 - Taxable Pension Bon	1005210 - 2012 POB	5,250.00	-		5,250.00	5,250.00	5,250.00
Non Departmental and Port	6029 - Taxable Pension Obligation Bonds: 2012 Series-PFRS Total		5,250.00	-	-	5,250.00	5,250.00	5,250.00
Non Departmental and Port	6064 - GO Refunding Bon	1005233 - 2015A GOB REFUNDING	6,650.00	-		6,650.00	6,650.00	6,650.00
Non Departmental and Port	6064 - GO Refunding Bonds, Series 2015A Total		6,650.00	-	-	6,650.00	6,650.00	6,650.00
Non Departmental and Port	6322 - Measure DD: 2017	1005234 - 2017C GOB MEASURE DD	7,000.74	-		7,000.74	7,000.74	7,000.74
Non Departmental and Port	6322 - Measure DD: 2017C Clean Water, Safe Parks & Open Space Trust for Oakland Total		7,000.74	-	-	7,000.74	7,000.74	7,000.74
Non Departmental and Port	6330 - Measure KK: 2017	1005235 - 2017A-1 GOB MEASURE KK	6,135.74	-		6,135.74	6,135.74	6,135.74
Non Departmental and Port	6330 - Measure KK: 2017A-1 (TE) Infrastructure and Affordable Housing Total		6,135.74	-	-	6,135.74	6,135.74	6,135.74
Non Departmental and Port	6331 - Measure KK: 2017	1005236 - 2017A-2 GOB MEASURE KK	7,500.00	-		7,500.00	7,500.00	7,500.00
Non Departmental and Port	6331 - Measure KK: 2017A-2 (Taxable) Infrastructure and Affordable Housing Total		7,500.00	-	-	7,500.00	7,500.00	7,500.00
Non Departmental and Port	6332 - Measure KK: 2020	1005237 - 2020B-1 GOB MEASURE KK	8,500.00	-		8,500.00	8,500.00	8,500.00
Non Departmental and Port	6332 - Measure KK: 2020B-1 GOB Total		8,500.00	-	-	8,500.00	8,500.00	8,500.00
Non Departmental and Port	6333 - Measure KK: 2020	1005238 - 2020B-2 GOB MEASURE KK	8,500.00	-		8,500.00	8,500.00	8,500.00
Non Departmental and Port	6333 - Measure KK: 2020B-2 GOB Total		8,500.00	-	-	8,500.00	8,500.00	8,500.00
Non Departmental and Port	6334 - 2020 GOB Refund	1000021 - DP900 Administrative Project	-	-		-	-	0.00
Non Departmental and Port	6334 - 2020 GOB Refunding Total		8,000.00	-	-	8,000.00	8,000.00	8,000.00
Non Departmental and Port	6335 - Measure KK: Infr	1006602 - 2022C-1 GOB Measure KK	7,900.00	-		7,900.00	7,900.00	7,900.00
Non Departmental and Port	6335 - Measure KK: Infrastructure Series 2022C-1 GOB (Tax Exempt) Total		7,900.00	-	-	7,900.00	7,900.00	7,900.00
Non Departmental and Port	6337 - Measure KK: Infr	1007344 - 2023D GOB MEASURE KK INF	(21,500.00)	-		(21,500.00)	(21,500.00)	(21,500.00)
Non Departmental and Port	6337 - Measure KK: Infrastructure Series 2023D GOB (Tax-Exempt) Total		(21,500.00)	-	-	(21,500.00)	(21,500.00)	(21,500.00)
Non Departmental and Port	6340 - Measure U: Infr	1000021 - DP900 Administrative Project	-	-		-	-	0.00
Non Departmental and Port	6340 - Measure U: Infr: 2023 A-1 (TE)		8,500.00	-	-	8,500.00	8,500.00	8,500.00
Non Departmental and Port	6341 - Measure U: Afford	1000021 - DP900 Administrative Project	-	-		-	-	0.00
Non Departmental and Port	6341 - Measure U: Afford: 2023A-2 GOB MEASURE U		8,500.00	-	-	8,500.00	8,500.00	8,500.00

DEPARTMENT NAME	Fund - Fund Desc	Proj - Proj Desc	Available P12-24	Approved Encr CF	Recommend Project CF - Phase 1	Recommended Project CF - Phase 2	Total Recommended Project CF	Total Approved (Encumb CF + Project CF)
Non Departmental and Port	6341 - Measure U: Affordable Housing GOB Series 2023A-2 (Taxable) Total		8,500.00	-	-	8,500.00	8,500.00	8,500.00
Non Departmental and Port	6540 - Skyline Sewer Dist. 1005241 - 1996 A SKYLINE ASSESSMENT		20,000.00	-	-	20,000.00	20,000.00	20,000.00
Non Departmental and Port	6540 - Skyline Sewer District - Redemption Total		20,000.00	-	-	20,000.00	20,000.00	20,000.00
Non Departmental and Port	6557 - Piedmont Pines P1 1005242 - 2018 PIEDMONT PINES 1 ASSES		25,953.40	-	-	25,953.40	25,953.40	25,953.40
Non Departmental and Port	6557 - Piedmont Pines P1 2018 Reassessment Refunding Bond Total		25,953.40	-	-	25,953.40	25,953.40	25,953.40
Non Departmental and Port	6587 - 2012 Refunding Rr 1005243 - 2012 DIST NO 99-1 ASSES BONDS		45,960.21	-	-	45,960.21	45,960.21	45,960.21
Non Departmental and Port	6587 - 2012 Refunding Reassessment Bonds-Debt Service Total		45,960.21	-	-	45,960.21	45,960.21	45,960.21
Non Departmental and Port	6613 - JPTA Lease Revnt. 1005206 - 2018 LRB REF (ADMIN BLDG)		6,450.00	-	-	-	-	0.00
Non Departmental and Port	6613 - JPTA Lease Revenue Refunding Bonds, Series 2018 Total		6,450.00	-	-	-	-	0.00
Non Departmental and Port	6999 - Miscellaneous Det 1000021 - DP900 Administrative Project		-	-	-	-	-	0.00
Non Departmental and Port	6999 - Miscellaneous Debt Service Total		-	-	-	-	-	0.00
Non Departmental and Port	7320 - Police and Fire Ret. 1005210 - 2012 POB		(505,292.65)	-	-	-	-	0.00
Non Departmental and Port	7320 - Police and Fire Retirement System Refinancing Annuity Trust Total		(505,292.65)	-	-	-	-	0.00
Non Departmental and Port	7640 - Oakland Public Ml. 1004310 - MUSEUM ACCSN-DEACCSN		368,815.24	-	368,815.24	-	368,815.24	368,815.24
Non Departmental and Port	7640 - Oakland Public Museum Trust Total		368,815.24	-	368,815.24	-	368,815.24	368,815.24
Non Departmental and Port	7760 - Grant Clearing 1000689 - PIVA DESIGN - ADMINISTRATION		-	-	-	-	-	0.00
Non Departmental and Port	7760 - Grant Clearing Total		-	-	-	-	-	0.00
Non Departmental and Port Total			40,973,975.50	197,605.83	25,794,544.18	13,734,978.14	39,529,522.32	39,722,128.15
Oakland Animal Services	1010 - General Fund: Ger. 1006014 - DP620 Administrative Project		-	126,361.40	-	-	-	126,361.40
Oakland Animal Services	1010 - General Fund: General Purpose Total		-	126,361.40	-	-	-	126,361.40
Oakland Animal Services	2999 - Miscellaneous Gra 1004272 - FRIENDS OF OAK ANIML SVC DNTN		27,859.37	-	27,859.37	-	27,859.37	27,859.37
Oakland Animal Services Total			27,859.37	-	27,859.37	-	27,859.37	27,859.37
Oakland Parks and Recreation Department	1010 - General Fund: Ger. 1000012 - DP5000 Administrative Project		-	-	-	-	-	0.00
Oakland Parks and Recreation Department	1000616 - HACIENDA PERALTA SUBSIDY		115,900.00	-	115,900.00	-	115,900.00	115,900.00
Oakland Parks and Recreation Department	1000619 - ADMIN GRANT OPR FOUNDATION		16,000.00	-	-	-	-	0.00
Oakland Parks and Recreation Department	1000814 - OAKLAND ZOO SUBSIDY		-	-	-	-	-	0.00
Oakland Parks and Recreation Department	1000815 - FAIRYLAND SUBSIDY		-	-	-	-	-	0.00
Oakland Parks and Recreation Department	1001320 - ASIAN CULTURAL CTR SSSDY		-	-	-	-	-	0.00
Oakland Parks and Recreation Department	1001388 - RAIDERS SURCHARGE		-	7,353.62	-	-	7,353.62	7,353.62
Oakland Parks and Recreation Department	1001428 - CHABOR SPC&SGI CTR SUBSIDY		-	-	-	-	-	0.00
Oakland Parks and Recreation Department	1001496 - OPR GRANTS-SCHOLAR LOW INC YTH		-	-	-	-	-	0.00
Oakland Parks and Recreation Department	1005970 - LAKE MERRITT HEALTH & SAFETY		114,558.38	1.13	-	-	114,559.51	114,559.51
Oakland Parks and Recreation Department	1006041 - City Council Community Grants		70,000.00	-	-	-	70,000.00	70,000.00
Oakland Parks and Recreation Department	1006220 - WEST OAKLAND YOUTH CTR		-	-	-	-	-	0.00
Oakland Parks and Recreation Department	1006294 - EOC OVERTIME FUNDING		3,590.86	-	-	-	3,590.86	3,590.86
Oakland Parks and Recreation Department	1007236 - FRC USFS RENTAL		-	-	-	-	-	0.00
Oakland Parks and Recreation Department	1010 - General Fund: General Purpose Total		320,049.24	439,110.24	115,900.00	-	875,059.48	875,059.48
Oakland Parks and Recreation Department	1030 - Measure HH (SSBI 1000012 - DP5000 Administrative Project		-	205,629.95	-	-	205,629.95	205,629.95
Oakland Parks and Recreation Department	1003817 - MSR HH-HEALTHY KIDS PRGM		8,779.94	6,426.81	-	-	15,206.75	15,206.75
Oakland Parks and Recreation Department	1005154 - OUTDOOR RECREATION		4,751.49	566.67	-	-	5,318.16	5,318.16
Oakland Parks and Recreation Department	1030 - Measure HH (SSBDT) Total		13,531.43	212,623.43	-	-	226,154.86	226,154.86
Oakland Parks and Recreation Department	1100 - Self Insurance Liab 1000012 - DP5000 Administrative Project		-	-	-	-	-	0.00
Oakland Parks and Recreation Department	1100 - Self Insurance Liability Total		-	-	-	-	-	0.00

FY24 into FY 25 CAO Approved Project Carryforwards

DEPARTMENT NAME	Fund - Fund Desc	Proj - Proj Desc	Available P12-24	Approved Encr CF	Recommend Project CF - Phase 1	Recommended Project CF - Phase 2	Total Recommended Project CF	Total Approved Encumb CF + Project CF
Oakland Parks and Recreation Department	1780 - Kid's First Oakland	1003219 - OPR DISCOVERY FY1617	-	87.09	-	-	-	87.09
Oakland Parks and Recreation Department		1005268 - 1780 OPR Discovery FY1920	-	353.39	-	-	-	353.39
Oakland Parks and Recreation Department		1005269 - 1780 OPR SANDBOXES FY1920	141,038.51	-	141,038.51	-	141,038.51	141,038.51
Oakland Parks and Recreation Department		1006278 - 1780 OPR OFASS FY21-22	-	452.21	-	-	-	452.21
Oakland Parks and Recreation Department		1006535 - 1780 OPR SANDBOXES FY 2023	22,910.21	-	-	22,910.21	22,910.21	23,488.59
Oakland Parks and Recreation Department		1006536 - 1780 OPR Discovery FY1923	41,147.57	-	41,147.57	-	41,147.57	41,147.57
Oakland Parks and Recreation Department		1006537 - 1780 OPR OFASS FY22-23	37,500.00	-	37,500.00	-	37,500.00	37,500.00
Oakland Parks and Recreation Department		1007321 - 1780 OPR SANDBOXES FY 24	3,229.60	852.38	3,229.60	-	3,229.60	4,081.98
Oakland Parks and Recreation Department		1007322 - 1780 OPR Discovery FY24	18,563.15	198.44	18,563.15	-	18,563.15	18,761.59
Oakland Parks and Recreation Department		1007324 - 1780 OPR OFASS FY24	25,000.00	-	25,000.00	-	25,000.00	25,000.00
Oakland Parks and Recreation Department	1780 - Kid's First Oakland Children's Fund Total		289,389.04	2,521.89	266,478.83	72,910.21	289,389.04	291,910.93
Oakland Parks and Recreation Department	1820 - OPRCA Self Sustain	1000012 - DP5000 Administrative Project	23,600.00	191,003.61	-	-	-	191,003.61
Oakland Parks and Recreation Department		1003949 - INS RECOVERIES FACILITIES SVC	-	-	-	-	-	0.00
Oakland Parks and Recreation Department	2244 - Measure Q - Parks	1000012 - DP5000 Administrative Project	23,600.00	191,003.61	-	-	-	191,003.61
Oakland Parks and Recreation Department		1006039 - COURTLAND CREEK PK - FITNESS	125,000.00	-	-	125,000.00	125,000.00	125,000.00
Oakland Parks and Recreation Department	2244 - Measure Q - Parks & Recreation Preservation, Litter Reduction, and Homelessness Sup		125,000.00	12.70	-	125,000.00	125,000.00	125,012.70
Oakland Parks and Recreation Department		2996 - Parks and Recrai	50,541.00	-	50,541.00	-	50,541.00	50,541.00
Oakland Parks and Recreation Department		1006523 - OPR SMALL GRANTS	8,684.35	0.01	8,684.35	-	8,684.35	8,684.36
Oakland Parks and Recreation Department		1007107 - PERALTA HACIENDA WILDLIFE 004	-	-	-	-	-	0.00
Oakland Parks and Recreation Department	2996 - Parks and Recreation Grants 2001 Total		59,225.35	0.01	59,225.35	-	59,225.35	59,225.36
Oakland Parks and Recreation Department	3200 - Golf Course		-	2,366.65	-	-	-	2,366.65
Oakland Parks and Recreation Department		1000624 - GOLF COURSE CAPITAL PROJECTS	82,913.49	10,585.57	82,913.49	-	82,913.49	93,499.06
Oakland Parks and Recreation Department		1003949 - INS RECOVERIES FACILITIES SVC	-	-	-	-	-	0.00
Oakland Parks and Recreation Department		1007579 - LAKE CHABOT CLUBHOUSE REBUILD	2,510,707.67	-	2,510,707.67	-	2,510,707.67	2,510,707.67
Oakland Parks and Recreation Department	3200 - Golf Course Total		2,593,621.16	12,952.22	2,593,621.16	-	2,593,621.16	2,606,573.38
Oakland Parks and Recreation Department	4400 - City Facilities		196,921.67	-	-	-	-	196,921.67
Oakland Parks and Recreation Department		1003949 - INS RECOVERIES FACILITIES SVC	(710,845.33)	-	-	-	-	0.00
Oakland Parks and Recreation Department	4400 - City Facilities Total		(513,923.66)	-	-	-	-	0.00
Oakland Parks and Recreation Department	7760 - Grant Clearing		-	-	-	-	-	0.00
Oakland Parks and Recreation Department		1001411 - PROJECT MGT CLEARING	-	-	-	-	-	0.00
Oakland Parks and Recreation Department	7760 - Grant Clearing Total		-	-	-	-	-	0.00
Oakland Parks and Recreation Department	7999 - Miscellaneous Tru		-	-	-	-	-	0.00
Oakland Parks and Recreation Department		1000621 - WOODCLAIR TENNIS ASN TRUST	334,046.85	-	334,046.85	-	334,046.85	334,046.85
Oakland Parks and Recreation Department		1000812 - MONTDAMINSTER TRUST	1,107,936.00	-	1,107,936.00	-	1,107,936.00	1,107,936.00
Oakland Parks and Recreation Department		1000813 - DAVE STADIUM IMPROVEMENT FUND	63,944.15	-	63,944.15	-	63,944.15	63,944.15
Oakland Parks and Recreation Department		1004406 - ESTATE OF VERNEL SMITH TRUST	10,918.63	-	10,918.63	-	10,918.63	10,918.63
Oakland Parks and Recreation Department	7999 - Miscellaneous Trusts Total		1,516,845.63	-	1,516,845.63	-	1,516,845.63	1,516,845.63
Oakland Parks and Recreation Department		1004406 - ESTATE OF VERNEL SMITH TRUST	4,427,388.19	858,224.10	4,436,170.97	263,810.21	4,699,981.18	5,558,205.28
Oakland Public Library Department	1010 - General Fund: Ger	1000013 - DP610 Administrative Project	-	14.57	-	-	-	14.57
Oakland Public Library Department	1010 - General Fund: General Purpose Total		-	14.57	-	-	-	14.57
Oakland Public Library Department	1030 - Measure HH (SSB)	1003817 - MSR HH-HEALTHY KIDS PRGM	49,188.03	39,992.39	-	-	39,992.39	39,992.39
Oakland Public Library Department	1030 - Measure HH (SSB) Total		49,188.03	39,992.39	-	-	39,992.39	39,992.39
Oakland Public Library Department	2134 - California Parks an	1005329 - TYRONE CARNIEY PARK RENOVATION	-	-	-	-	-	0.00
Oakland Public Library Department	2148 - California Library S	1003440 - 3 BR RENO WQAK, ASIAN, BROOKF.	2,104,852.82	-	2,104,852.82	-	2,104,852.82	2,104,852.82
Oakland Public Library Department		1004859 - MAIN LIBRARY RENO PHASE 2	-	-	-	-	-	0.00
Oakland Public Library Department		1005845 - AAMILO PRESERV & ENERGY UPDT	1,689,314.00	-	1,689,314.00	-	1,689,314.00	1,689,314.00
Oakland Public Library Department		1005856 - MEI ROSE LIBRARY UPGRADE	3,986,708.00	-	3,986,708.00	-	3,986,708.00	3,986,708.00
Oakland Public Library Department		1006568 - OPL CA STATE LIB BROADBAND2022	3,770.65	-	3,770.65	-	3,770.65	3,770.65
Oakland Public Library Department		1006435 - OPL CSL 2022-24 ART FOR ALL	-	-	-	-	-	0.00
Oakland Public Library Department		1007182 - EBOOKS FOR ALL, 2023-24	-	-	-	-	-	0.00
Oakland Public Library Department	2148 - California Library Services Total		7,784,645.47	-	7,784,645.47	-	7,784,645.47	7,784,645.47
Oakland Public Library Department		2241 - Measure Q-Library Services Retention & Enhancement	624,667.17	694,815.27	624,667.17	-	624,667.17	694,815.27
Oakland Public Library Department	2241 - Measure Q-Library Services Retention & Enhancement Total		624,667.17	694,815.27	624,667.17	-	624,667.17	694,815.27
Oakland Public Library Department	2243 - Measure D - Parcel	1000013 - DP610 Administrative Project	100,000.00	762,206.21	-	-	100,000.00	762,206.21
Oakland Public Library Department	2243 - Measure D - Parcel Tax to Maintain, Protect & Improve Library Services Total		100,000.00	762,206.21	-	-	100,000.00	762,206.21
Oakland Public Library Department	5332 - Measure KK: Infrst	1003440 - 3 BR RENO WQAK, ASIAN, BROOKF.	(5,327.81)	-	-	-	-	0.00
Oakland Public Library Department		1004856 - HOOVER LIBRARY FEASIBILITY	-	-	-	-	-	0.00

DEPARTMENT NAME	Fund - Fund Desc	Proj - Proj Desc	Available P12-24	Approved Enc CF	Recommend Project CF- Phase 1	Recommended Project CF - Phase 2	Total Recommended Project CF	Total Approved/Encumb CF + Project CF
Oakland Public Library Department	5332 - Measure KK: Infrs	1004859 - MAIN LIBRARY - FEASIBILITY	(608.84)	-	(608.84)	-	(608.84)	(608.84)
Oakland Public Library Department	5332 - Measure KK: Infrs	1004859 - MAIN LIBRARY RENO PHASE 2	-	-	-	-	-	0.00
Oakland Public Library Department	5332 - Measure KK: Infrastructure Series 2020B-1 (Tax Exempt) Total		(5,986.65)	-	(608.84)	-	(608.84)	(608.84)
Oakland Public Library Department	5335 - Measure KK: Infrs	1003451 - MAIN LIBRARY IMPROVEMENTS	(2,102.68)	-	(2,102.68)	-	(2,102.68)	(2,102.68)
Oakland Public Library Department	5335 - Measure KK: Infrs	1004856 - HOOVER LIBRARY FEASIBILITY	(710.34)	-	(710.34)	-	(710.34)	(710.34)
Oakland Public Library Department	5335 - Measure KK: Infrs	1004859 - MAIN LIBRARY RENO PHASE 2	(4,323.31)	-	(4,323.31)	-	(4,323.31)	(4,323.31)
Oakland Public Library Department	5335 - Measure KK: Infrastructure Series 2022C-1 (Tax Exempt) Total		(7,136.33)	-	(7,136.33)	-	(7,136.33)	(7,136.33)
Oakland Public Library Department	7540 - Oakland Public Lib	1000496 - KENNETH RAININ-LIBRARY	(0.01)	0.01	-	-	-	0.01
Oakland Public Library Department	1001485 - OPLA GIFT FUND-P019		303,557.10	346.59	303,557.10	-	303,557.10	303,903.69
Oakland Public Library Department	1003308 - OPL MULTIPURPOSE PRIORITIES		597,193.83	-	597,193.83	-	597,193.83	597,193.83
Oakland Public Library Department	1003366 - OPL CHILDRENS SERVICES PROG		59,300.47	652.44	59,300.47	-	59,300.47	59,952.91
Oakland Public Library Department	1005141 - OPL STAFF FOOD AND REFRESHMENT		507.94	-	507.94	-	507.94	507.94
Oakland Public Library Department	1006168 - OPL AAMLO CULTURAL HERITAGE		-	33,400.00	-	-	-	33,400.00
Oakland Public Library Department	1006340 - THE STORY BUS		-	0.01	-	-	-	4,875.01
Oakland Public Library Department	7540 - Oakland Public Library Trust: Total		965,434.33	34,399.05	965,434.34	-	965,434.34	999,833.39
Oakland Public Library Department			9,510,862.02	1,532,091.26	8,742,334.54	724,667.17	9,467,001.81	10,999,093.07
Oakland Public Library Department Total								

DEPARTMENT NAME	Fund - Fund Desc	Proj - Proj Desc	Available P12-24	Approved Enc CF	Recommend Project CF - Phase 1	Recommended Project CF - Phase 2	Total Recommended Project CF	Total Approved (Encumb CF + Project CF)
Oakland Public Works Department	1010 - General Fund: Ger	1000010 - DP300 Administrative Project	-	4,599.84	-	-	-	4,599.84
Oakland Public Works Department	1003625 - MOSSWOOD REBUILD		14,162.38	-	14,162.38	-	14,162.38	14,162.38
Oakland Public Works Department	1004222 - P1000834 MUSEUM MINOR CIP		302,893.35	-	-	-	-	0.00
Oakland Public Works Department	1004234 - DEFERRED MAINTENANCE FUND		-	458,155.70	-	-	-	458,155.70
Oakland Public Works Department	1004770 - MAXWELL PARK TOT LOT		1,027.67	-	-	-	-	0.00
Oakland Public Works Department	1004792 - CAL FIRE GRANT-TREE INV & PLAN		-	-	-	-	-	0.00
Oakland Public Works Department	1004979 - PUBLIC TOILETS		-	-	-	-	-	0.00
Oakland Public Works Department	1005343 - MEASURE Q - ENHANCED SERVICES		-	-	-	-	-	0.00
Oakland Public Works Department	1005873 - EBMUD CUSTOMER ASST PROGRAM		-	-	-	-	-	0.00
Oakland Public Works Department	1005963 - HOMELESS ENCAMPMENT CLEANUP		10,728.80	739,752.79	-	-	-	750,481.59
Oakland Public Works Department	1005964 - ILLEGAL DUMPING SURVEILLANCE		-	106,021.92	-	-	-	106,021.92
Oakland Public Works Department	1005965 - COVID WORKPLACE SAFETY - CITY		188,146.14	-	-	-	-	0.00
Oakland Public Works Department	1005970 - LAKE MERRITT HEALTH & SAFETY		35,261.59	-	-	-	-	0.00
Oakland Public Works Department	1006041 - City Council Community Grants		-	-	-	-	-	0.00
Oakland Public Works Department	1006062 - HOMELESS ENCAMP CLEANING		7,993.97	-	7,993.97	-	-	0.00
Oakland Public Works Department	1006075 - EE & BEAUTIFICATION RESOURCE		4,947.06	-	-	-	-	86,762.09
Oakland Public Works Department	1006462 - WILMIA CHAN PARK IMPROVEMENTS		22,304.41	-	-	-	-	22,304.41
Oakland Public Works Department	1006522 - Lake Merritt Operation Project		5,309.69	17,952.86	-	-	-	17,952.86
Oakland Public Works Department	1006982 - WINTER STORM - TEMP		3,265.54	40,349.63	-	-	-	40,349.63
Oakland Public Works Department	1007009 - FEMA 4683 OAKLAND ZOO ENTRANCE		-	-	-	-	-	223,982.90
Oakland Public Works Department	1007019 - FEMA 4683 CAT A TREE REMOVAL		-	-	-	-	-	0.00
Oakland Public Works Department	1007020 - FEMA 4683 SURREY LANE		-	-	-	-	-	0.00
Oakland Public Works Department	1007021 - FEMA 4683 STORM DRAINS		1.00	-	-	-	-	0.00
Oakland Public Works Department	1007023 - FEMA 4683 LION CREEK		1.00	-	-	-	-	0.00
Oakland Public Works Department	1007024 - FEMA 4683 15 MALL CT		1.00	-	-	-	-	0.00
Oakland Public Works Department	1007025 - FEMA 4683 4501-4601 HARBORD		12,491.32	-	-	-	-	12,491.32
Oakland Public Works Department	1007026 - FEMA 4683 185 MARLOW DR		1.00	-	-	-	-	0.00
Oakland Public Works Department	1007045 - FEMA EMRGNCY CAT B-CTYWD		-	-	-	-	-	0.00
Oakland Public Works Department	1007046 - FEMA 4683 GOLF LINKS RD		-	-	-	-	-	0.00
Oakland Public Works Department	1007167 - FEMA 4683 JOUIN MILLR CLVRT RPR		-	42,500.00	-	-	-	42,500.00
Oakland Public Works Department	1007208 - FEMA 4683 JQUIN MILLR CLVRT RPR		-	-	-	-	-	0.00
Oakland Public Works Department	1007213 - FEMA 4683 242/248 GRAVATT DR		-	-	-	-	-	0.00
Oakland Public Works Department	1007233 - FEMA 4683 4100 REDWOOD RD		-	-	-	-	-	0.00
Oakland Public Works Department	1007281 - FEMA 4683 312 CATRON DRN RPR		-	-	-	-	-	0.00
Oakland Public Works Department	1007282 - FEMA 4683 BAY FOREST DR		-	-	-	-	-	0.00
Oakland Public Works Department	1007338 - Improving 911 Emergency Serv		40,315.00	-	-	-	-	0.00
Oakland Public Works Department	1010 - General Fund: General Purpose Total		614,055.19	1,746,879.49	14,162.38	18,722.77	32,885.15	1,779,764.64
Oakland Public Works Department	1030 - Measure HH (SSB) 1004768 - ALLENDALE PARK TOT LOT		21,302.48	-	-	-	-	21,302.48
Oakland Public Works Department	1005316 - PARK FITNESS COURTS		3,918.22	-	3,918.22	-	-	3,918.22
Oakland Public Works Department	1030 - Measure HH (SSBD) Total		25,220.70	-	25,220.70	-	25,220.70	25,220.70
Oakland Public Works Department	1100 - Self Insurance Liab	1000010 - DP300 Administrative Project	-	-	-	-	-	0.00
Oakland Public Works Department	1000021 - DP900 Administrative Project		-	-	-	-	-	0.00
Oakland Public Works Department	1100 - Self Insurance Liability Total		-	-	-	-	-	0.00
Oakland Public Works Department	1150 - Worker's Compens	1000010 - DP300 Administrative Project	-	-	-	-	-	0.00
Oakland Public Works Department	1150 - Worker's Compensation Insurance Claims Total		-	-	-	-	-	0.00
Oakland Public Works Department	1710 - Recycling Program	1000010 - DP300 Administrative Project	-	117,178.72	-	-	-	117,178.72
Oakland Public Works Department	100985 - RECYCLING-MEASURE D		586,508.83	-	-	-	-	0.00
Oakland Public Works Department	1001514 - CLEAN LAKE CONTRACT		-	0.02	-	-	-	0.02
Oakland Public Works Department	1001567 - TRANSITION CONTRACT		-	-	-	-	-	0.00
Oakland Public Works Department	1001673 - NON-RESIDENTIAL RECYCLING		169,051.10	79,549.59	-	-	-	248,600.69
Oakland Public Works Department	1001685 - YOUTH WE MEAN CLEAN PROGRAM		80,772.39	-	169,051.10	-	-	0.00
Oakland Public Works Department	1710 - Recycling Program Total		836,332.32	196,728.33	169,051.10	-	169,051.10	365,779.43
Oakland Public Works Department	1720 - Comprehensive CI	1000010 - DP300 Administrative Project	-	356,634.42	-	-	-	356,634.42
Oakland Public Works Department	1005783 - BULKY BLOCK PARTY		0.01	-	-	-	-	0.01
Oakland Public Works Department	1720 - Comprehensive Clean-up Total		57,272.25	-	-	-	-	57,272.25
Oakland Public Works Department	2063 - FEMA Declaration: 1003766 - FEMA 4301 - ELVERTON LANDS		5,238.08	-	5,238.08	-	-	5,238.08
Oakland Public Works Department	1003772 - FEMA 4301 6391 LONGCROFT DRIVE		-	-	-	-	-	0.00
Oakland Public Works Department	2063 - FEMA Declarations Total		5,238.08	-	5,238.08	-	-	5,238.08
Oakland Public Works Department	2108 - HUD-CDBG		1,308.85	-	1,308.85	-	-	1,308.85
Oakland Public Works Department	1004877 - DEFREMY POOL IMPROV - CDBG		2,216.11	-	2,216.11	-	-	2,216.11
Oakland Public Works Department	1004878 - CARMEN FLORES REC CTR - CDBG		3,045.68	-	3,045.68	-	-	3,045.68
Oakland Public Works Department	1004919 - FRANKLIN REC CTR - CDBG		-	-	-	-	-	0.00

DEPARTMENT NAME	Fund - Fund Desc	Proj - Proj Desc	Available P12-24	Approved Enc CF	Recommend Project CF - Phase 1	Recommended Project CF - Phase 2	Total Recommended Project CF	Total Approved Encumb CF + Project CF
Oakland Public Works Department	2108 - HUD-CDBG	1004921 - SPLASH PAD - CDBG	5,806.95	-	5,806.95	-	5,806.95	5,806.95
Oakland Public Works Department		1005471 - Drivers Plaza	14.70	-	14.70	-	14.70	14.70
Oakland Public Works Department		1005725 - CDBG GRNT-COOP FOOD HUB PILOT	25.30	-	25.30	-	25.30	25.30
Oakland Public Works Department	2108 - HUD-CDBG Total		12,417.59	-	12,417.59	-	12,417.59	12,417.59
Oakland Public Works Department	2116 - Department of Transportation	1000820 - BR RETROFIT-LEIMERT	6,032.06	-	6,032.06	-	6,032.06	6,032.06
Oakland Public Works Department		1000977 - SEC 130 RR XING-105TH AVE	-	-	-	-	-	0.00
Oakland Public Works Department		1001298 - EMBARCADERO BRIDGE REPLACEMENT	8,344.52	-	8,344.52	-	8,344.52	8,344.52
Oakland Public Works Department		1001436 - SEC 130 RR XING-85TH AVE	311.43	-	311.43	-	311.43	311.43
Oakland Public Works Department		1001681 - 23RD AVE BRIDGE RETROFIT	71,860.18	-	71,860.18	-	71,860.18	71,860.18
Oakland Public Works Department		1003211 - 19TH ST BART TO LAKE MERRITT	-	-	-	-	-	0.00
Oakland Public Works Department		1003233 - ATP CYCLE 2 TELEGRAPH-GRANT	-	-	-	-	-	0.00
Oakland Public Works Department		1003959 - 14TH ST STREETSCAPE	445,963.20	-	445,963.20	-	445,963.20	445,963.20
Oakland Public Works Department		1004012 - HSP 8 BANGROFT AVE (147)	-	-	-	-	-	0.00
Oakland Public Works Department		1004013 - HSP 8 OAKLAND HILLS (148)	9,003.36	-	9,003.36	-	9,003.36	9,003.36
Oakland Public Works Department		1004014 - HSP 8 FRUITVALE AVE (149)	-	-	-	-	-	0.00
Oakland Public Works Department		1004017 - HSP 8 HIGH ST (152)	-	-	-	-	-	0.00
Oakland Public Works Department		1004947 - OAKLAND LSR PAVING PROGRAM	11,067.03	-	11,067.03	-	11,067.03	11,067.03
Oakland Public Works Department	2116 - Department of Transportation Total		552,581.78	-	552,581.78	-	552,581.78	552,581.78
Oakland Public Works Department	2125 - Environmental Protection Agency	1005340 - COURTLAND CREEK RESTORATION	-	-	-	-	-	0.00
Oakland Public Works Department	2125 - Environmental Protection Agency Total		-	-	-	-	-	0.00
Oakland Public Works Department	2129 - Trade Corridor Int	1001336 - TCIF OHIT 2129-C470010	-	-	-	-	-	0.00
Oakland Public Works Department	2129 - Trade Corridor Improvement Fund (TCIF) State Grant Total		-	-	-	-	-	0.00
Oakland Public Works Department	2134 - California Parks and Recreation	1004857 - LINCOLN REC CTR RENO	-	-	-	-	-	0.00
Oakland Public Works Department		1005329 - TYRONE CARNEY PARK RENOVATION	150,820.49	-	150,820.49	-	150,820.49	150,820.49
Oakland Public Works Department		1005330 - SOBRANTE PARK RENOVATION	135,213.31	-	135,213.31	-	135,213.31	135,213.31
Oakland Public Works Department		1006223 - 85th Ave. Mini Park Repairs	-	-	-	-	-	0.00
Oakland Public Works Department	2134 - California Parks and Recreation Total		286,033.80	-	286,033.80	-	286,033.80	286,033.80
Oakland Public Works Department	2139 - California Department of Conservation	1001006 - CITY COUNTY PYMNT PROG	-	-	-	-	-	0.00
Oakland Public Works Department		1001562 - CITY-CNTY PYMNT PRGRM FY15-16	304,844.92	4,570.96	304,844.92	-	304,844.92	309,415.88
Oakland Public Works Department		1001587 - CITY-CNTY PYMNT PRGRM FY13-14	118.30	-	118.30	-	118.30	118.30
Oakland Public Works Department		1001593 - CITY-CNTY PYMNT PRGRM FY12-13	95.26	21.29	95.26	-	95.26	116.55
Oakland Public Works Department		1001665 - CITY-CNTY PYMNT PRGRM FY14-15	50,933.22	-	50,933.22	-	50,933.22	50,933.22
Oakland Public Works Department		1005274 - STORM DRAINAGE MASTER PLAN	100,000.00	-	100,000.00	-	100,000.00	100,000.00
Oakland Public Works Department		1005739 - TCC GRANT	-	-	-	-	-	0.00
Oakland Public Works Department		1005782 - MLK LIBRARY BIKE WORKSHOP	-	-	-	-	-	0.00
Oakland Public Works Department		1005806 - TCC Community Greening	317,867.47	-	317,867.47	-	317,867.47	317,867.47
Oakland Public Works Department	2139 - California Department of Conservation Total		773,859.17	4,592.25	773,859.17	-	773,859.17	778,451.42
Oakland Public Works Department	2140 - California Department of Transportation	1000724 - FRUITVALE ALY GAP CLOSUR STSCP	15,283.63	-	15,283.63	-	15,283.63	15,283.63
Oakland Public Works Department		1000844 - INTL BLVD STREET IMPVT	773.24	-	773.24	-	773.24	773.24
Oakland Public Works Department		1005340 - COURTLAND CREEK RESTORATION	190,000.00	-	190,000.00	-	190,000.00	190,000.00
Oakland Public Works Department		1006066 - MANDELA TRASH CAPTURE INSTALL	83,928.92	12,970.00	83,928.92	-	83,928.92	70,958.92
Oakland Public Works Department		1006466 - CARY AVE TRASH CAPTURE	34,586.34	-	34,586.34	-	34,586.34	34,586.34
Oakland Public Works Department		1006595 - MINI PARKS BEAUTIFICATION	633,671.40	-	633,671.40	-	633,671.40	633,671.40
Oakland Public Works Department		1006798 - CLEAN CA MAINTENANCE AGREEMENT	96,395.33	96,395.33	96,395.33	-	96,395.33	56,795.33
Oakland Public Works Department	2140 - California Department of Transportation Total		681,613.01	109,365.33	681,613.01	-	681,613.01	790,978.34
Oakland Public Works Department	2144 - California Housing	1000220 - PRP 1-C INFRT INF 2144-C464510	5,607.00	93.00	5,607.00	-	5,607.00	5,700.00
Oakland Public Works Department		1001052 - PRP 1-C INFRT INF 2144-C464530	8,027.95	-	8,027.95	-	8,027.95	8,027.95
Oakland Public Works Department		1001075 - PRP 1-C INFRT INF 2144-C464560	1,868.14	-	1,868.14	-	1,868.14	1,868.14
Oakland Public Works Department	2144 - California Housing and Community Development Total		11,766.81	93.00	11,766.81	-	11,766.81	11,859.81
Oakland Public Works Department	2146 - California State Emergency Services	1003760 - FEMA 4308 - CW SEWER & SIDEWA	-	-	-	-	-	0.00
Oakland Public Works Department	2146 - California State Emergency Services Total		-	-	-	-	-	0.00

FY24 into FY 25 CAO Approved Project Carryforwards

DEPARTMENT NAME	Fund - Fund Desc	Proj - Proj Desc	Available P12-24	Approved Enc CF	Recommend Project CF - Phase 1	Recommended Project CF - Phase 2	Total Recommended Project CF	Total Approved Encumb CF + Project CF
Oakland Public Works Department	2148 - California Library S	3 BR RENO W/OK, ASIAN, BROOKF.	-	-	-	-	-	0.00
Oakland Public Works Department	1004859 - MAIN LIBRARY REINO PHASE 2		-	-	-	-	-	0.00
2148 - California Library Services Total			-	-	-	-	-	0.00
Oakland Public Works Department	2154 - California Integrat	1001040 - OPPG USED OIL RECYLING	72,139.93	670.91	72,139.93	-	72,139.93	72,810.84
Oakland Public Works Department	1006539 - CALRECYCLE LAGP FY22-23		1,283,756.48	1,608.11	1,283,756.48	-	1,283,756.48	1,285,364.59
2154 - California Integrated Waste Management Board Total			1,355,896.41	2,279.02	1,355,896.41	-	1,355,896.41	1,358,175.43
Oakland Public Works Department	2159 - State of California	1000646 - PERALTA HACIENDA HSTRCL PK P 4	-	-	-	-	-	0.00
Oakland Public Works Department	1000839 - SAUSAL EROSION CONTROL PROJECT		-	-	-	-	-	0.00
Oakland Public Works Department	1000858 - WATERFRONT TRAILS-ESTUARY PARK		(3,098.63)	-	(3,098.63)	-	(3,098.63)	(3,098.63)
Oakland Public Works Department	1004792 - CAL FIRE GRANT-TREE INV PLAN		40,694.52	2,220.03	40,694.52	-	40,694.52	42,914.55
Oakland Public Works Department	1005340 - COURTLAND CREEK RESTORATION		7,922.45	-	7,922.45	-	7,922.45	7,922.45
Oakland Public Works Department	1005783 - BUIJKY BLOCK PARTY		-	-	-	-	-	0.00
Oakland Public Works Department	1006068 - AHSCN INTERNAL PED LIGHTING-STI		80,131.35	-	80,131.35	-	80,131.35	80,131.35
Oakland Public Works Department	1006311 - SKYLINE BLVD. EVACUATION ROUTE		-	-	-	-	-	0.00
Oakland Public Works Department	1006312 - REMOVAL DEAD & HAZARDOUS TREES		-	-	-	-	-	0.00
Oakland Public Works Department	1006540 - YOUTH WORKFORCE DEV PROG		210,637.42	-	210,637.42	-	210,637.42	210,637.42
Oakland Public Works Department	1006953 - BROADWAY STREETSCE IMPRVMT		-	-	-	-	-	0.00
Oakland Public Works Department	1006954 - MARTIN LTHR KING STRTSCE IMPRV		-	-	-	-	-	0.00
2159 - State of California Other Total			336,287.11	2,220.03	336,287.11	-	336,287.11	338,507.14
Oakland Public Works Department	2162 - Metro Transportat	1000708 - BICYCLIST SAFE STRM DRN INLET	312.46	-	312.46	-	312.46	312.46
Oakland Public Works Department	1000836 - ALVARADO STAIRS-PATHS REHAB		12,200.74	-	12,200.74	-	12,200.74	12,200.74
Oakland Public Works Department	1005720 - E. 20TH STAIR PATH REHAB		-	-	-	-	-	0.00
2162 - Metro Transportation Com: TDA Total			12,513.20	-	12,513.20	-	12,513.20	12,513.20
Oakland Public Works Department	2175 - Alameda County: S	1001558 - PRCRMT OF RECYCLED PRODUCTS	112,285.48	12.38	112,285.48	-	112,285.48	112,297.86
Oakland Public Works Department	1001651 - ACR6 NON RES WASTE AUTH GRANT		242,274.98	1,313.64	242,274.98	-	242,274.98	243,588.62
Oakland Public Works Department	1001673 - NON-RESIDENTIAL RECYCLING		-	2,207.72	-	-	-	2,207.72
2175 - Alameda County: Source Reduction & Recycling Total			354,560.46	1,546.74	354,560.46	-	354,560.46	356,107.20
Oakland Public Works Department	2211 - Measure B: Local S	1000010 - DP300 Administrative Project	-	-	-	-	-	0.00
Oakland Public Works Department	1000638 - NEIGHBORHOOD TFC SAFETY PROG		-	-	-	-	-	0.00
Oakland Public Works Department	1001380 - CITYWIDE EMERG RDWY REPAIR		-	-	-	-	-	0.00
Oakland Public Works Department	1003204 - HSIP 7 GRANT-MARKET SAN PABLO		-	-	-	-	-	0.00
Oakland Public Works Department	1003349 - LS&R NEIGHBRHD TRAFFIC CALMING		-	-	-	-	-	0.00
Oakland Public Works Department	1003469 - DP350 Administrative Project		-	-	-	-	-	0.00
Oakland Public Works Department	1003760 - FEMA 4308 - CW SEWER & SIDEWA		-	-	-	-	-	0.00
Oakland Public Works Department	1004016 - HSIP 8 DOWNTOWN (151)		-	-	-	-	-	0.00
Oakland Public Works Department	1004387 - CROSSING TO SAFETY-501Z(156)		-	-	-	-	-	0.00
Oakland Public Works Department	1004700 - HSIP CYCLE 9		-	-	-	-	-	0.00
Oakland Public Works Department	1005104 - LS&R EMERG ROADWY-3 SITES		-	-	-	-	-	0.00
2211 - Measure B: Local Streets & Roads Total			-	-	-	-	-	0.00
Oakland Public Works Department	2212 - Measure B: Bicycle	1000707 - B&P BICYCLE PLAN IMPLEMENTATIO	-	-	-	-	-	0.00
2212 - Measure B: Bicycle/Pedestrian Pass-Thru Funds Total			-	-	-	-	-	0.00
Oakland Public Works Department	2214 - ACTC Reimbursabl	1001409 - LATHAM SQUARE PLAZA IMPROV	2,855.05	-	-	-	-	2,855.05
Oakland Public Works Department	1003978 - 27TH ST COMPLETE STREETS		-	-	-	-	-	0.00
Oakland Public Works Department	1004690 - GOPORT ACT GRANT		-	-	-	-	-	0.00
2214 - ACTC Reimbursable Grants Total			2,855.05	-	-	-	-	2,855.05
Oakland Public Works Department	2215 - Measure F - Vehicle	1000010 - DP300 Administrative Project	0.01	-	-	-	-	0.01
Oakland Public Works Department	1000707 - BICYCLE PLAN IMPLEMENTATIO		-	-	-	-	-	0.00
2215 - Measure F - Vehicle Registration Fee Total			0.01	-	-	-	-	0.01
Oakland Public Works Department	2216 - Measure BB - Alameda County	1000679 - LS&R TRFFC SIGNMGMT-MEASURE BB	(13,854.09)	-	(13,854.09)	-	(13,854.09)	(13,854.09)
2216 - Measure BB - Alameda County Transportation Commission Sales Tax Total			(13,854.09)	-	(13,854.09)	-	(13,854.09)	(13,854.09)
Oakland Public Works Department	2218 - Measure BB - Local	1000010 - DP300 Administrative Project	-	130,402.82	-	-	-	130,402.82
Oakland Public Works Department	1000638 - NEIGHBORHOOD TFC SAFETY PROG		-	-	-	-	-	0.00
Oakland Public Works Department	1000680 - TRAFFIC SIGNAL MANAGEMENT		545.29	-	545.29	-	545.29	545.29
Oakland Public Works Department	1000724 - FRUITVALE ALY GAP CLOSUR STSCP		1.00	-	1.00	-	1.00	1.00
Oakland Public Works Department	1000819 - LS&R BRIDGE MAINT PRGM		6,156.72	-	-	-	-	6,156.72
Oakland Public Works Department	1000820 - BR RETROFIT-LEIMERT		-	-	-	-	-	0.00
Oakland Public Works Department	1001380 - CITYWIDE EMERG RDWY REPAIR		-	-	-	-	-	0.00
Oakland Public Works Department	1003190 - LS&R ON-CALLEMRGNCYRPR-EL NINO		(0.36)	-	(0.36)	-	(0.36)	(0.36)
Oakland Public Works Department	1003204 - HSIP 7 GRANT-MARKET SAN PABLO		-	-	-	-	-	0.00
Oakland Public Works Department	1003349 - LS&R NEIGHBRHD TRAFFIC CALMING		-	-	-	-	-	0.00
Oakland Public Works Department	1003469 - DP350 Administrative Project		-	-	-	-	-	0.00
Oakland Public Works Department	1003757 - FEMA 4301 - CW TREE REMOVAL		5.72	-	-	-	-	5.72

DEPARTMENT NAME	Fund - Fund Desc	Proj - Proj Desc	Available P12-24	Approved Enc CF	Recommend Project CF - Phase 1	Recommended Project CF - Phase 2	Total Recommended Project CF	Total Approved Encumb CF + Project CF
Oakland Public Works Department	2218 - Measure BB - Local	1003978 - 27TH ST COMPLETE STREETS	-	-	-	-	-	0.00
Oakland Public Works Department		1004013 - HSHIP 8 OAKLAND HILLS (148)	(9,003.36)	-	(9,003.36)	-	(9,003.36)	(9,003.36)
Oakland Public Works Department		1004016 - HSHIP 8 DOWNTOWN (151)	-	-	-	-	-	0.00
Oakland Public Works Department		1004387 - CROSSING TO SAFETY 5012(156)	-	-	-	-	-	0.00
Oakland Public Works Department		1004700 - HSHIP CYCLE 9	-	-	-	-	-	0.00
Oakland Public Works Department		1005104 - LS&R EMERG. ROADWAY-3 SITES	-	-	-	-	-	0.00
Oakland Public Works Department		1005416 - P1000679 LS&R TRFC SGNL MGT	0.02	-	-	-	-	0.00
Oakland Public Works Department		1006103 - CW PVMT REHAB 2021A	-	-	-	-	-	0.00
Oakland Public Works Department	2218 - Measure BB - Local Streets and Roads Total		(2,294.97)	130,402.82	(8,457.43)	-	(8,457.43)	121,945.39
Oakland Public Works Department	2219 - Measure BB - Bike	1000707 - B&P BICYCLE PLAN IMPLEMENTATIO	-	-	-	-	-	0.00
Oakland Public Works Department		1000974 - PERALTA ST. STREETScape B&P LS&R	-	-	-	-	-	0.00
Oakland Public Works Department		1006177 - TDA LS&R STAIR-PATH REHAB	67,314.24	-	-	67,314.24	67,314.24	67,314.24
Oakland Public Works Department	2219 - Measure BB - Bike and Pedestrian Total		67,314.24	-	-	67,314.24	67,314.24	67,314.24
Oakland Public Works Department	2230 - State Gas Tax	1000010 - DP300 Administrative Project	-	2,910.48	-	-	2,910.48	2,910.48
Oakland Public Works Department	2230 - State Gas Tax Total		-	2,910.48	-	-	2,910.48	2,910.48
Oakland Public Works Department	2232 - Gas Tax RMRA	1005983 - High Priority Traffic Calming	1,348.13	-	-	-	-	0.00
Oakland Public Works Department	2232 - Gas Tax RMRA Total		1,348.13	-	-	-	-	0.00
Oakland Public Works Department	2241 - Measure Q-Library	1000010 - DP300 Administrative Project	-	-	-	-	-	0.00
Oakland Public Works Department	2241 - Measure Q-Library Services Retention & Enhancement Total		-	-	-	-	-	0.00
Oakland Public Works Department	2243 - Measure D - Parcel	1000010 - DP300 Administrative Project	-	-	-	-	-	0.00
Oakland Public Works Department	2243 - Measure D - Parcel Tax to Maintain, Protect & Improve Library Services Total		-	-	-	-	-	0.00
Oakland Public Works Department	2244 - Measure Q - Parks	1000010 - DP300 Administrative Project	-	237,642.72	-	-	-	237,642.72
Oakland Public Works Department		1000983 - LAKE MERRITT MINTNAC	475,394.26	-	-	-	-	0.00
Oakland Public Works Department		1004120 - PW ENCAMPMENT ABATEMENT2	4,729.02	695,892.45	-	-	-	695,892.45
Oakland Public Works Department		1004880 - SAN ANTONIO PARK IMPROV - CDBG	21,704.39	144,168.01	-	144,168.01	144,168.01	165,872.40
Oakland Public Works Department		1005274 - STORM DRAINAGE MASTER PLAN	163,329.00	15,357.10	-	163,329.00	163,329.00	178,686.10
Oakland Public Works Department		1005343 - MEASURE Q - ENHANCED SERVICES	2,803,547.82	1,274,411.92	-	-	-	1,274,411.92
Oakland Public Works Department		1005979 - UNION POINT PK RESTORATION	68,818.35	13,228.18	68,818.35	-	68,818.35	82,046.53
Oakland Public Works Department		1006031 - ARROYO VIEJO PARK RENOVATION	3,956.14	45,639.31	3,956.14	-	3,956.14	49,595.45
Oakland Public Works Department		1006032 - CALDECOTT PARK - WATER RESTORE	(12,517.50)	199,327.93	(12,517.50)	-	(12,517.50)	186,810.43
Oakland Public Works Department		1006033 - COURTLAND CREEK PARK RENO	-	-	250,000.00	-	250,000.00	250,000.00
Oakland Public Works Department		1006034 - RESTROOMS RENOVATION	861,884.11	16,361.99	861,884.11	-	861,884.11	878,246.10
Oakland Public Works Department		1006039 - COURTLAND CREEK PK - FITNESS	50,000.00	75,000.00	-	50,000.00	50,000.00	125,000.00
Oakland Public Works Department		1007058 - GNRL SMALL TRASH CPTR	-	-	-	-	-	0.00
Oakland Public Works Department		1007126 - ALLENDALE COURTS & RESTROOM	105,180.33	-	-	105,180.33	105,180.33	105,180.33
Oakland Public Works Department		1007127 - MAXWELL PRK - LEAD ABTMT	25,919.63	-	-	25,919.63	25,919.63	25,919.63
Oakland Public Works Department		1007128 - CLINTON PARK IMPRVMT	35,327.00	379,471.00	-	35,327.00	35,327.00	414,798.00
Oakland Public Works Department		1007129 - DEFREMY PARK IMPRVMT	151,753.47	28,044.53	151,753.47	-	151,753.47	179,798.00
Oakland Public Works Department		1007130 - JOSIE DE LA CRUZ PARK IMP	151,872.83	15,337.97	151,872.83	-	151,872.83	167,210.80
Oakland Public Works Department		1007446 - OPW GRANT WRITING	50,000.00	-	-	-	-	0.00
Oakland Public Works Department	2244 - Measure Q - Parks & Recreation Preservation, Litter Reduction, and Homelessness Sup		5,333,362.47	3,017,419.49	68,818.35	1,990,873.02	1,999,691.37	5,017,110.86
Oakland Public Works Department	2260 - Measure WW: Eas	1000637 - LINCOLN SQ PARK-ACTIVITY DECK	273.62	-	273.62	-	273.62	273.62
Oakland Public Works Department		1000727 - GOLDEN GATE REC CTR-NEW	1,707.24	-	1,707.24	-	1,707.24	1,707.24
Oakland Public Works Department		1000854 - RAINBOW REC CENTER EXPANSION	40.31	-	40.31	-	40.31	40.31
Oakland Public Works Department		1001412 - CALDECOTT TRAIL	49,543.14	-	49,543.14	-	49,543.14	49,543.14
Oakland Public Works Department	2260 - Measure WW: East Bay Regional Parks District Local Grant Total		51,564.31	-	51,564.31	-	51,564.31	51,564.31
Oakland Public Works Department	2270 - Vacant Property Tr	1000010 - DP300 Administrative Project	-	344,668.76	-	-	-	344,668.76
Oakland Public Works Department		1005783 - BULKY BLOCK PARTY	-	-	-	-	-	0.00
Oakland Public Works Department		1006062 - HOMELESS ENCAMP CLEANING	53,953.89	127,491.65	-	53,953.89	53,953.89	181,445.54
Oakland Public Works Department	2270 - Vacant Property Tax Act Fund Total		53,953.89	472,160.41	-	53,953.89	53,953.89	526,114.30

FY24 into FY 25 CAO Approved Project Carryforwards

DEPARTMENT NAME	Fund - Fund Desc	Proj - Proj Desc	Available P12-24	Approved Encr CF	Recommend Project CF - Phase 1	Recommended Project CF - Phase 2	Total Recommended Project CF	Total Recommended Project CF	Total Approved (Encumb CF + Project CF)
Oakland Public Works Department	2310 - Lighting and Lands	1000010 - DP300 Administrative Project	-	176,968.45	-	-	-	-	176,968.45
Oakland Public Works Department		1000983 - LAKE MERRITT MNTNINC	8,358.92	20,591.41	-	-	-	-	20,591.41
Oakland Public Works Department		1003399 - MANDELA PKY LANDSCAPE MAINT.	55,468.81	15,588.77	-	-	-	-	15,588.77
Oakland Public Works Department	2310 - Lighting and Landscape Assessment District Total	63,827.73		213,148.63					213,148.63
Oakland Public Works Department	2331 - Wood Street Com	1004285 - WOOD STREET GFD	88,442.34	-	-	88,442.34	88,442.34	88,442.34	88,442.34
Oakland Public Works Department	2331 - Wood Street Community Facilities District Total	88,442.34				88,442.34	88,442.34	88,442.34	88,442.34
Oakland Public Works Department	2332 - Gateway Industria	1004284 - OAB CFD NO. 2015-1 GATEWAY	902,274.00	152,147.55	-	444,390.91	444,390.91	444,390.91	596,538.46
Oakland Public Works Department	2332 - Gateway Industria	1004911 - OAB CFD 2015-1 CAP RES	1,346,664.91	152,147.55	-	851,145.91	851,145.91	851,145.91	1,003,293.46
Oakland Public Works Department	2332 - Gateway Industria	1005167 - CFD 2017-1 BROOKLYN BASIN-SVC	775,409.87	14,721.25	-	431,639.00	431,639.00	431,639.00	446,360.25
Oakland Public Works Department	2333 - Brooklyn Basin Pu	1005168 - CFD 2017-1 BROOKLYN BASIN-CAP	141,486.00	-	-	70,743.00	70,743.00	70,743.00	70,743.00
Oakland Public Works Department	2333 - Brooklyn Basin Public Services Total	916,895.87		14,721.25		502,382.00	502,382.00	517,103.25	517,103.25
Oakland Public Works Department	2334 - Oak Knoll Facilities	1006257 - CFD 2021-1 OAK KNOLL - DP AGMIT	56,790.00	-	-	-	-	-	0.00
Oakland Public Works Department	2334 - Oak Knoll Facilities & Services Total	56,790.00							0.00
Oakland Public Works Department	2415 - Development Serv	1000652 - RIGHT OF WAY INSPECTIONS 2415	(587.40)	-	-	-	-	-	0.00
Oakland Public Works Department		1001170 - ENGINEERING SERVICES	-	-	-	-	-	-	0.00
Oakland Public Works Department		1001555 - BROOKLYN BASIN	173,023.15	-	173,023.15	-	-	-	173,023.15
Oakland Public Works Department		1003210 - PRIVATE SEWER INSPECTION	805,866.25	-	-	660,818.00	660,818.00	660,818.00	660,818.00
Oakland Public Works Department		1003971 - TECH ENHANCEMENT AND REC MGMT	322,614.02	104,046.31	-	322,614.02	322,614.02	322,614.02	426,660.33
Oakland Public Works Department		1004827 - STORMWATER BUS INSPECTION	61,381.38	5,799.12	-	61,381.38	61,381.38	61,381.38	67,180.50
Oakland Public Works Department		1005138 - PRIVATE PUBLIC ART CONT - OACC	100,000.00	-	-	100,000.00	100,000.00	100,000.00	100,000.00
Oakland Public Works Department	2415 - Development Service Fund Total	1,462,297.40		109,845.43	173,023.15	1,144,813.40	1,317,836.55	1,427,681.98	1,427,681.98
Oakland Public Works Department	2416 - Traffic Safety Fund	1000010 - DP300 Administrative Project	-	-	-	-	-	-	0.00
Oakland Public Works Department	2417 - Excess Litter Fee	1000010 - DP300 Administrative Project	-	17,183.22	-	-	-	-	17,183.22
Oakland Public Works Department		1000103 - EXCESS LITTER FEE PROGRAM	-	72.00	-	-	-	-	72.00
Oakland Public Works Department	2417 - Excess Litter Fee Fund Total	17,255.22							17,255.22
Oakland Public Works Department	2421 - Capital Improvems	1003439 - FIRE STATIONS CW RENOVATIONS	(16,995.16)	-	-	(16,995.16)	(16,995.16)	(16,995.16)	(16,995.16)
Oakland Public Works Department		1004866 - HOLLY MINI PARK	-	-	-	-	-	-	0.00
Oakland Public Works Department		1006040 - MALONGA CENTER - FEASIBILITY	25,863.08	-	-	25,863.08	25,863.08	25,863.08	25,863.08
Oakland Public Works Department		1006155 - REDWOOD HEIGHTS PK TOT LOT	0.01	-	-	-	-	-	0.00
Oakland Public Works Department		1006156 - JUNIOR SCIENCE CENTER	40,000.00	-	-	40,000.00	40,000.00	40,000.00	40,000.00
Oakland Public Works Department		1006157 - W OAK YOUTH CENTER	361.74	24,819.13	-	-	-	-	24,819.13
Oakland Public Works Department		1006158 - D3 CONVM CTR CIP	96,000.00	-	-	96,000.00	96,000.00	96,000.00	96,000.00
Oakland Public Works Department		1006159 - KONO SIGNAGE/ARCHWAY	125,000.00	-	-	125,000.00	125,000.00	125,000.00	125,000.00
Oakland Public Works Department		1006160 - ARROYO VIEJO PK-COMM KITCHN	25,000.00	-	-	25,000.00	25,000.00	25,000.00	25,000.00
Oakland Public Works Department	2421 - Capital Improvements Impact Fee Fund Total	295,229.67		24,819.13	-	294,867.92	294,867.92	319,687.05	319,687.05
Oakland Public Works Department	2990 - Public Works Gran	1004228 - 1000969 CLEAN CREEKS CA-H578	(997.17)	-	8,762.37	-	8,762.37	8,762.37	(997.17)
Oakland Public Works Department		1004385 - COLLABORATIV CREEKS PRGM	(997.17)	-	(997.17)	-	-	-	(997.17)
Oakland Public Works Department	2990 - Public Works Grants Total	7,765.20			7,765.20				7,765.20
Oakland Public Works Department	2999 - Miscellaneous Gra	1000183 - LINCN REC CTR ORA 2999-C329621	-	-	-	-	-	-	0.00
Oakland Public Works Department		1000727 - GOLDEN GATE REC CTR-NEW	-	-	-	-	-	-	0.00
Oakland Public Works Department		1000976 - BUS RAPID TRANSIT	279,873.04	-	-	279,873.04	279,873.04	279,873.04	279,873.04
Oakland Public Works Department		1001615 - LS&R AC TRANSIT BRT	-	-	-	-	-	-	0.00
Oakland Public Works Department		1003625 - MOSSWOOD REBUILD	25,000.01	-	25,000.01	-	-	-	25,000.01
Oakland Public Works Department		1004841 - JACK LONDON AQUATIC CTR	72,052.38	77,170.00	-	72,052.38	72,052.38	72,052.38	149,222.38
Oakland Public Works Department		1004866 - HOLLY MINI PARK	-	-	-	-	-	-	0.00
Oakland Public Works Department		1005921 - ATHOL PK TENNIS CT IMPROVEMENT	1,567.76	-	1,567.76	-	-	-	1,567.76
Oakland Public Works Department		1006261 - CULVERT REPAIRS RICHMOND BLVD	185,000.00	-	185,000.00	-	-	-	185,000.00
Oakland Public Works Department	2999 - Miscellaneous Grants Total	563,493.19		77,170.00	563,493.19				640,663.19
Oakland Public Works Department	3100 - Sewer Service Fun	1000010 - DP300 Administrative Project	-	2,833,630.98	-	-	-	-	2,833,630.98
Oakland Public Works Department		1000455 - CLEAN WATER PROGRAM	1,104.00	-	-	-	-	-	0.00
Oakland Public Works Department		1000654 - SEWER-WTMARE NCRTHR MTN 83-012	8,175.27	-	8,175.27	-	-	-	8,175.27
Oakland Public Works Department		1000675 - STORM DRAIN MARKERS	101,325.69	-	101,325.69	-	-	-	101,325.69
Oakland Public Works Department		1000835 - SANITARY SEWER ROOT FOAMING	-	-	-	-	-	-	0.00
Oakland Public Works Department		1000920 - REHAB SNTRY SWRS S88SIN 83 503	-	-	-	-	-	-	0.00
Oakland Public Works Department		1000921 - REHAB SNTRY SWRS S88SIN 83 403	24,296.94	-	24,296.94	-	-	-	24,296.94
Oakland Public Works Department		1001173 - CITYWIDE SS CAPACITY UPGRADES	25.84	-	25.84	-	-	-	25.84
Oakland Public Works Department		1001433 - PARKRIDGE SKYLINE DENTON S SWR	-	-	-	-	-	-	0.00
Oakland Public Works Department		1001514 - CLEAN LAKE CONTRACT	345.61	-	-	-	-	-	345.61
Oakland Public Works Department		1001564 - SEWER ADMINISTRATIVE ORDER	2,469.15	-	-	-	-	-	2,469.15
Oakland Public Works Department			20,335.15	-	-	-	-	-	20,335.15

FY24 into FY 25 CAO Approved Project Carryforwards

DEPARTMENT NAME	Fund - Fund Desc	Proj - Proj Desc	Available P12-24	Approved Enc CF	Recommend Project CF- Phase 1	Recommended Project CF - Phase 2	Total Recommended Project CF	Total Approved Encumb CF + Project CF
Oakland Public Works Department	3100 - Sewer Service Fun	1001676 - EPA-SEWER CLEANING	5,847,519.21	1,371,849.78		5,847,519.21	5,847,519.21	7,219,368.99
Oakland Public Works Department		1001689 - BUILDING SEWER C084	-	4,610.00		-	-	4,610.00
Oakland Public Works Department		1003202 - REHAB OF SS SUBBASIN 84-003	15,000.00	-	15,000.00	-	15,000.00	15,000.00
Oakland Public Works Department		1004268 - SEWER MITIGATION & TEMP DSCHRG	146,060.65	-	146,060.65	-	146,060.65	146,060.65
Oakland Public Works Department		1004331 - EPA-FOG CONTROL	594,109.63	-	594,109.63	-	594,109.63	594,109.63
Oakland Public Works Department		1004806 - SS REHAB SUBBASIN 83-001	102,092.33	-	102,092.33	-	102,092.33	102,092.33
Oakland Public Works Department		1004807 - SS REHAB SUBBASIN 83-102	28,626.91	-	28,626.91	-	28,626.91	28,626.91
Oakland Public Works Department		1004810 - 3100 30244 SS SUBBASIN 85-202	-	-	-	-	-	0.00
Oakland Public Works Department		1004827 - STORMWATER BUS INSPECTION	220,962.00	-	220,962.00	-	220,962.00	220,962.00
Oakland Public Works Department		1004844 - SS CAPACITY UPGRADE MAYBELLE	-	-	-	-	-	0.00
Oakland Public Works Department		1004845 - SS REHAB SUB-BASIN 82-005	(432,190.86)	-	(432,190.86)	-	(432,190.86)	(432,190.86)
Oakland Public Works Department		1005274 - STORM DRAINAGE MASTER PLAN	654,526.05	-	654,526.05	-	654,526.05	654,526.05
Oakland Public Works Department		1005409 - CONSENT DECREE SERVICES	299,815.00	-	299,815.00	-	299,815.00	299,815.00
Oakland Public Works Department		1005411 - P1000720 EMERG MISC. SEWERS	-	-	-	-	-	0.00
Oakland Public Works Department		1005412 - P1003201 REHAB SS BASIN 81-201	98,276.07	-	98,276.07	-	98,276.07	98,276.07
Oakland Public Works Department		1005874 - SS REHAB SUB-BASIN 83-404 PH1	-	-	-	-	-	0.00
Oakland Public Works Department		1005875 - SS REHAB SUB-BASIN 83-404 PH2	(95,901.08)	-	(95,901.08)	-	(95,901.08)	(95,901.08)
Oakland Public Works Department		1005876 - SS REHAB SUB-BASIN 86-001	-	-	-	-	-	0.00
Oakland Public Works Department		1005877 - SS REHAB SUB-BASIN 56-01	109,411.83	-	109,411.83	-	109,411.83	109,411.83
Oakland Public Works Department		1006208 - SS EMERGENCY REPAIRS - T1	9,928.34	-	9,928.34	-	9,928.34	9,928.34
Oakland Public Works Department		1006209 - SS EMERGENCY REPAIRS - T2	-	-	-	-	-	0.00
Oakland Public Works Department		1006210 - SS EMERGENCY REPAIRS - T3	105.13	-	105.13	-	105.13	105.13
Oakland Public Works Department		1006211 - SS EMERGENCY REPAIRS - T4	-	-	-	-	-	0.00
Oakland Public Works Department		1006212 - SS EMERGENCY REPAIRS - T5	-	-	-	-	-	0.00
Oakland Public Works Department		1006213 - ANNUAL INFLOW PGM - I1	-	-	-	-	-	0.00
Oakland Public Works Department		1006214 - ANNUAL INFLOW PGM - I2	-	-	-	-	-	0.00
Oakland Public Works Department		1006261 - CULVERT REPAIRS RICHMOND BLVD	323,000.00	-	323,000.00	-	323,000.00	323,000.00
Oakland Public Works Department		1006860 - SS ROOT FOAMING FY23-26	(40,920.26)	-	(40,920.26)	-	(40,920.26)	(40,920.26)
Oakland Public Works Department		1006969 - SS REHAB SUB-BASIN 60-08	-	-	-	-	-	0.00
Oakland Public Works Department		1006971 - SS REHAB SUB-BASIN 81-002 P1	1,143,269.40	-	1,143,269.40	-	1,143,269.40	1,143,269.40
Oakland Public Works Department		1006972 - SS REHAB SUB-BASIN 86-002	-	-	-	-	-	0.00
Oakland Public Works Department		1007342 - 3821 GRNWOOD SD RPR	132,318.84	-	132,318.84	-	132,318.84	132,318.84
Oakland Public Works Department		1007414 - 27211 KINGSLAND STORM DRAIN RPR	300,000.00	-	300,000.00	-	300,000.00	300,000.00
Oakland Public Works Department		3100 - Sewer Service Fund Total	9,653,406.08	4,230,771.52	904,142.58	7,679,242.29	8,583,384.87	12,814,156.39

FY24 into FY 25 CAO Approved Project Carryforwards

DEPARTMENT NAME	Fund - Fund Desc	Proj - Proj Desc	Available P12-24	Approved Encr CF	Recommend Project CF- Phase 1	Recommended Project CF - Phase 2	Total Recommended Project CF	Total Approved Encr CF + Project CF
Oakland Public Works Department	4100 - Equipment	1000010 - DP300 Administrative Project	-	3,251,548.90	-	-	-	3,251,548.90
Oakland Public Works Department		1003199 - 2016 EQUIPMENT MASTER LEASE	-	48,843.82	-	-	-	48,843.82
Oakland Public Works Department		1003866 - Insurance Recoveries - OPD	839,304.25	142,678.36	-	-	839,304.25	981,982.61
Oakland Public Works Department		1003867 - INSURANCE RECOVERIES - OFD	1,477,325.19	-	-	-	1,477,325.19	1,477,325.19
Oakland Public Works Department		1003868 - INSURANCE RECOVERY - OPW	484,910.61	56,082.71	-	-	484,910.61	540,993.32
Oakland Public Works Department		1004221 - P1000725 FUEL MGT SYSTEM	168,539.05	-	-	-	168,539.05	168,539.05
Oakland Public Works Department		1004985 - EQUIPMENT SERVICES REBATES	55,893.73	-	-	-	55,893.73	55,893.73
Oakland Public Works Department		1004986 - EQUIPMENT SERVICES AUCTION	803,545.43	-	-	-	803,545.43	803,545.43
Oakland Public Works Department		1005216 - 2014 VEHICLE LEASE 4	2,001.70	-	-	-	2,001.70	2,001.70
Oakland Public Works Department		1005218 - 2016 VEHICLE LEASE 3	2,001.42	-	-	-	2,001.42	2,001.42
Oakland Public Works Department		1005219 - 2016 VEHICLE LEASE 4	2,002.62	-	-	-	2,002.62	2,002.62
Oakland Public Works Department		1005221 - 2019 VEHICLE LEASE 2	3,201.88	-	-	-	3,201.88	3,201.88
Oakland Public Works Department		1005222 - 2019 VEHICLE LEASE 3	2,002.08	-	-	-	2,002.08	2,002.08
Oakland Public Works Department		1005224 - 2019 VEHICLE LEASE 5	2,001.52	-	-	-	2,001.52	2,001.52
Oakland Public Works Department		1005225 - 2019 VEHICLE LEASE 6	2,002.40	-	-	-	2,002.40	2,002.40
Oakland Public Works Department		1005842 - MSC UST REMOVAL & AST INSTALL	31,336.00	-	-	-	31,336.00	1,858,886.29
Oakland Public Works Department		1006384 - F4100 WATCHING - SEC GRANT	-	275,000.00	-	-	-	275,000.00
Oakland Public Works Department		1006950 - VEHICLE ACQUISITIONS - CITY	3,557,351.92	-	-	-	3,557,351.92	3,557,351.92
Oakland Public Works Department	4100 - Equipment Total		7,433,419.80	5,601,704.08	31,336.00	7,402,083.80	7,433,419.80	13,035,123.88
Oakland Public Works Department	4400 - City Facilities	1000002 - DP020 Administrative Project	-	-	-	-	-	0.00
Oakland Public Works Department		1000010 - DP300 Administrative Project	-	1,360,920.47	-	-	-	1,360,920.47
Oakland Public Works Department		1000716 - MINOR CIP	-	1,615.72	-	-	-	1,615.72
Oakland Public Works Department		1000988 - MSC CLEAN UP	21,352.95	402,501.12	-	-	21,352.95	423,854.07
Oakland Public Works Department		1001642 - ENVIRONMENTAL COMPLNCE PY05-06	(162.36)	251,446.87	-	-	251,446.87	251,446.87
Oakland Public Works Department		1001679 - EOSC MAINTENANCE	28.32	-	-	-	28.32	29,393.45
Oakland Public Works Department		1003949 - INS RECOVERIES FACILITIES SVC	3,807.00	-	-	-	3,807.00	0.00
Oakland Public Works Department		1004234 - DEFERRED MAINTENANCE FUND	6,543.30	729,440.37	-	-	6,543.30	729,440.37
Oakland Public Works Department		1004235 - EMERGENCY REPAIR FUND	(15,684.53)	365,491.45	-	-	365,491.45	365,491.45
Oakland Public Works Department		1005170 - SECURITY SERVICES	108,732.62	519,953.27	-	-	108,732.62	519,953.27
Oakland Public Works Department		1007052 - FACILITIES SPACE PLANNING	5,750.47	637,095.83	-	-	5,750.47	637,095.83
Oakland Public Works Department		1007192 - FACILITIES MASTER PLAN	250,000.00	-	-	-	250,000.00	915,880.00
Oakland Public Works Department	4400 - City Facilities Total		380,367.77	5,213,738.55	21,352.95	-	21,352.95	5,235,091.50
Oakland Public Works Department	4450 - City Facilities Ener	1000817 - WILLMS STILLMNT ENRGY-SVING FUND	-	3,798.50	-	-	-	3,798.50
Oakland Public Works Department	4450 - City Facilities Energy Conservation Projects Total		-	3,798.50	-	-	-	3,798.50
Oakland Public Works Department	5130 - Rockridge: Library	1005843 - ROCKRIDGE LIBRARY UPGD	209,058.58	-	-	-	209,058.58	209,058.58
Oakland Public Works Department	5130 - Rockridge: Library Assessment District Total		209,058.58	-	209,058.58	-	209,058.58	209,058.58
Oakland Public Works Department	5200 - JPCA Capital Projec	1001451 - CCE WACARTHUR STREETScape 5200	25,811.65	-	-	-	25,811.65	25,811.65
Oakland Public Works Department	5200 - JPCA Capital Projects: Series 2005 Total		25,811.65	-	25,811.65	-	25,811.65	25,811.65
Oakland Public Works Department	5320 - Measure DD: 2003	1000987 - ESTUARY PARK	4,097.50	-	-	-	4,097.50	4,097.50
Oakland Public Works Department		1001163 - SNOW PARK-LAKESIDE GREEN ST B&P LS&R	4,293.34	-	-	-	4,293.34	4,293.34
Oakland Public Works Department	5320 - Measure DD: 2003A Clean Water, Safe Parks & Open Space Trust Fund for Oakland Tot		4,293.34	-	4,293.34	-	4,293.34	4,293.34
Oakland Public Works Department	5321 - Measure DD: 2005	1000682 - WATERFRONT TRAIL-DERBY TO LANC	1,289.66	-	-	-	1,289.66	1,289.66
Oakland Public Works Department		1000687 - WATERFRNT TRAIL-HIGH ST BRIDGE	3,281.11	-	-	-	3,281.11	3,281.11
Oakland Public Works Department		1000693 - 10TH ST CHANNEL IMPROVEMENTS	-	-	-	-	-	0.00
Oakland Public Works Department		1000695 - 12TH & 10TH RECONSTRUCTION	-	-	-	-	-	0.00
Oakland Public Works Department		1000823 - FULL-FRSH OPTRE-21ST-HARRISON	4,475.78	-	-	-	4,475.78	4,475.78
Oakland Public Works Department		1000825 - SHEPHERO CREEK RESTORATION-B	3,852.25	-	-	-	3,852.25	3,852.25
Oakland Public Works Department		1000826 - SAUSAL CREEK RESTORATION-B	-	-	-	-	-	0.00
Oakland Public Works Department		1001163 - SNOW PARK-LAKESIDE GREEN ST B&P LS&R	24,807.73	-	-	-	24,807.73	24,807.73
Oakland Public Works Department		1001169 - WATERFRNT TRAIL-FRTVLE LAND XING	0.04	-	-	-	0.04	0.04
Oakland Public Works Department		1001190 - CREEK RESTORATION-B	6,224.27	-	-	-	6,224.27	6,224.27
Oakland Public Works Department		1001191 - MEASURE DD ADMIN-B	26,356.67	-	-	-	26,356.67	26,356.67
Oakland Public Works Department		1001467 - WATERFRNT TRAIL-CRYER BCH REM	592.28	-	-	-	592.28	592.28
Oakland Public Works Department		1001661 - WATERFRNT TRLS: E 7TH TO 23RD	10,931.87	-	-	-	10,931.87	10,931.87
Oakland Public Works Department		1003198 - CREEK RESTORATION DD	240,008.00	-	-	-	240,008.00	240,008.00
Oakland Public Works Department	5321 - Measure DD: 2005B Clean Water, Safe Parks & Open Space Trust Fund for Oakland Tot		321,819.66	-	321,819.66	-	321,819.66	321,819.66
Oakland Public Works Department	5322 - Measure DD: 2017	1000683 - Oakland Port Waterfront Trails	2,539.20	-	-	-	2,539.20	2,539.20
Oakland Public Works Department		1000687 - WATERFRNT TRAIL-HIGH ST BRIDGE	-	-	-	-	-	0.00
Oakland Public Works Department		1000693 - 10TH ST CHANNEL IMPROVEMENTS	0.90	-	-	-	0.90	0.90
Oakland Public Works Department		1000705 - LMI IMPROV ENTRANCES	1,220.32	-	-	-	1,220.32	1,220.32
Oakland Public Works Department		1000826 - SAUSAL CREEK RESTORATION-B	(44,014.00)	-	-	-	(44,014.00)	(44,014.00)

FY24 into FY 25 CAO Approved Project Carryforwards

DEPARTMENT NAME	Fund - Fund Desc	Proj - Proj Desc	Available P12-24	Approved Enc CF	Recommend Project CF - Phase 1	Recommended Project CF - Phase 2	Total Recommended Project CF	Total Approved Encumb CF + Project CF
Oakland Public Works Department	5322 - Measure DD: 2017 1000827 - WTRSHD ACQUISITION-B	1000858 - WATERFRONT TRAILS-ESTUARY PARK	28,327.61	-	28,327.61	-	28,327.61	28,327.61
Oakland Public Works Department	1001163 - SNOW PARK-LAKESIDE GREEN ST B&P LS&R	1001169 - WTRFRNT TRAIL-FRTVLE LAND XING	93,915.93	-	93,915.93	-	93,915.93	93,915.93
Oakland Public Works Department	1001191 - MEASURE DD ADMIN-B	1001661 - WTRFRNT TRLS: E 7TH TO 28RD	263,032.38	-	263,032.38	-	263,032.38	263,032.38
Oakland Public Works Department	1003388 - LWI WATER QUALITY D & C	1003389 - LWI RESTOR, ACCESS D&C	514,611.37	-	514,611.37	-	514,611.37	514,611.37
Oakland Public Works Department	5322 - Measure DD: 2017C Clean Water, Safe Parks, & Open Space Trust for Oakland Total	979,633.71	979,633.71	-	345,022.34	634,611.37	979,633.71	979,633.71
Oakland Public Works Department	5330 - Measure KK: Infrac: 1000854 - RAINBOW REC CENTER EXPANSION	1001654 - PAB FEASBLTY STDY 5612-C473320	650.14	-	650.14	-	650.14	650.14
Oakland Public Works Department	1003434 - DIMOND PARK - LIONS POOL RPR	1003436 - APRON & HARDSCAPE REP SIX STAT	19,105.62	-	19,105.62	-	19,105.62	19,105.62
Oakland Public Works Department	1003437 - ROOF ASSESSMENT & REPLACE.	1003438 - TELESCOPIC APPARAYUS DOOR REP	1,233.12	-	1,233.12	-	1,233.12	1,233.12
Oakland Public Works Department	1003439 - FIRE STATIONS CW RENOVATIONS	1003440 - 3 BR RENO.WOAK, ASIAN, BROOKF.	268.74	19,295.95	268.74	268.74	268.74	19,564.69
Oakland Public Works Department	1003442 - HEAD START BROOKFIELD UPGR	1003443 - HS FAC - ARROYO REMODEL	(1.36)	734.85	(1.36)	(1.36)	(1.36)	733.49
Oakland Public Works Department	1003444 - HS PLAYGROUND REPLACEMENT	1003445 - HS RENO.V MANZANITA CTR	2,044.02	-	2,044.02	-	2,044.02	2,044.02
Oakland Public Works Department	1003446 - TASSAFARONGA GYM IMPROVEMENTS	1003448 - H ROBINSON CTR - AIR COND RPL	29,142.93	-	29,142.93	-	29,142.93	29,142.93
Oakland Public Works Department	1004014 - HSIP 8 FRUITVALE AVE (149)	1004014 - HSIP 8 FRUITVALE AVE (149)	33.16	-	33.16	-	33.16	33.16
Oakland Public Works Department	1004387 - CROSSING TO SAFETY 5012(156)	1004387 - CROSSING TO SAFETY 5012(156)	65,585.21	-	65,585.21	-	65,585.21	65,585.21
Oakland Public Works Department	5330 - Measure KK: Infrastructure and Affordable Housing Total	214,788.24	214,788.24	20,030.80	97,376.80	117,411.44	214,788.24	234,819.04

FY24 into FY 25 CAO Approved Project Carryforwards

DEPARTMENT NAME	Fund - Fund Desc	Proj - Proj Desc	Available P12-24	Approved Enc CF	Recommend Project CF - Phase 1	Recommended Project CF - Phase 2	Total Recommended Project CF	Total Approved Encumb CF + Project CF
Oakland Public Works Department	5332 - Measure KK: Infrac	1000724 - FRUITVALE ALV GAP CLOSUR STSCP	-	-	-	-	-	0.00
Oakland Public Works Department		1001412 - CALDECOTT TRAIL	35,000.00	-	35,000.00	-	35,000.00	35,000.00
Oakland Public Works Department		1003204 - HSP 7 GRANT-MARKET SAN PABLO	-	-	-	-	-	0.00
Oakland Public Works Department		1003435 - FEAS STUDY ROW NEW FIRE ST 4	(372.67)	-	(372.67)	-	(372.67)	(372.67)
Oakland Public Works Department		1003440 - 3 BR RENO WOAK, ASIAN, BROOKF.	10,128.05	-	10,128.05	-	10,128.05	10,128.05
Oakland Public Works Department		1003448 - H ROBINSON CTR - AIR COND RPL	-	-	-	-	-	0.00
Oakland Public Works Department		1003625 - MOSSWOOD REBUILD	-	-	-	-	-	0.00
Oakland Public Works Department		1003890 - W/OA VOS TECH 2195	-	-	-	-	-	0.00
Oakland Public Works Department		1004012 - HSP 8 BANCROFT AVE (147)	8,632.49	-	8,632.49	-	8,632.49	8,632.49
Oakland Public Works Department		1004014 - HSP 8 FRUITVALE AVE (149)	-	-	-	-	-	0.00
Oakland Public Works Department		1004848 - ARROYO VIEJO REC CTR	114,911.80	-	114,911.80	-	114,911.80	114,911.80
Oakland Public Works Department		1004849 - BROOKDALE REC CTR	71,076.34	-	71,076.34	-	71,076.34	71,076.34
Oakland Public Works Department		1004851 - DACA PHASE 2 RENO	(18,502.13)	2,785.42	(18,502.13)	-	(18,502.13)	(15,716.71)
Oakland Public Works Department		1004852 - E OAK SR CENTER RENO	2,140.00	614.97	2,140.00	-	2,754.97	2,754.97
Oakland Public Works Department		1004853 - ELMHURST LIBRARY RENO	-	-	-	-	-	0.00
Oakland Public Works Department		1004854 - FIRE STATION 29 - NEW STATION	-	-	-	-	-	0.00
Oakland Public Works Department		1004856 - HOOVER LIBRARY FEASIBILITY	-	-	-	-	-	0.00
Oakland Public Works Department		1004857 - LINCOLN REC CTR RENO	-	-	-	-	-	0.00
Oakland Public Works Department		1004858 - MAIN LIBRARY - FEASIBILITY	-	-	-	-	-	0.00
Oakland Public Works Department		1004859 - MAIN LIBRARY RENO PHASE 2	923.37	-	923.37	-	923.37	923.37
Oakland Public Works Department		1004861 - MUSEUM COLLECTION CTR	-	-	-	-	-	0.00
Oakland Public Works Department		1004862 - ANIMAL SVC - FLOOR REPLACEMENT	361,825.00	-	361,825.00	-	361,825.00	361,825.00
Oakland Public Works Department		1004863 - HEAD START CIP - SAN ANTONIO	-	-	-	-	-	0.00
Oakland Public Works Department		1004864 - W OAK LIBRARY IMPROVEMENT	-	-	-	-	-	0.00
Oakland Public Works Department		1004865 - W OAK SR CTR RENO	114,555.41	-	114,555.41	-	114,555.41	114,555.41
Oakland Public Works Department		1004866 - HOLLY MINI PARK	7,911.76	-	7,911.76	-	7,911.76	7,911.76
Oakland Public Works Department		1004978 - EOSC NEXT PHASE	7,895.67	-	7,895.67	-	7,895.67	7,895.67
Oakland Public Works Department		1004980 - MADISON PARK IRRIGATION	29,124.63	185.06	29,124.63	-	29,309.69	29,309.69
Oakland Public Works Department		1004983 - TOOL LENDING LIBRARY	7,000.00	-	7,000.00	-	7,000.00	7,000.00
Oakland Public Works Department		1004984 - DOWNTOWN SENIOR CENTER	(1,955.89)	-	(1,955.89)	-	(1,955.89)	(1,955.89)
Oakland Public Works Department		1005009 - TELEGRAPH AVE. PAVING PROJECT	-	-	-	-	-	0.00
Oakland Public Works Department		1005018 - CITYWD PAVMNT REHAB. '19 PROJ.	-	-	-	-	-	0.00
Oakland Public Works Department		1005033 - EAST BAY GREENWAY-TRAIL	-	-	-	-	-	0.00
Oakland Public Works Department		1005314 - LAKESIDE DR PVNG PROJ	(47,855.45)	-	(47,855.45)	-	(47,855.45)	(47,855.45)
Oakland Public Works Department		1005438 - BANCROFT-HIGH-73RD AV PAV PROJ	-	-	-	-	-	0.00
Oakland Public Works Department	5332 - Measure KK: Infrastructure Series 2020B-1 (Tax Exempt) Total		702,488.38	3,585.45	740,538.45	(38,100.07)	702,438.83	706,023.83
Oakland Public Works Department	5335 - Measure KK: Infrac	1000638 - NEIGHBORHOOD TFC SAFETY PROG	1,048.36	-	1,048.36	-	1,048.36	1,048.36
Oakland Public Works Department		1000724 - FRUITVALE ALV GAP CLOSUR STSCP	-	-	-	-	-	0.00
Oakland Public Works Department		1003203 - HSP 7 GRANT - TELEGRAPH AVE	-	-	-	-	-	0.00
Oakland Public Works Department		1003211 - 19TH ST BART TO LAKE MERRITT	17,508.97	-	17,508.97	-	17,508.97	17,508.97
Oakland Public Works Department		1003349 - LS&R NEIGHBRHD TRAFFIC CALMING	(147,677.01)	-	-	-	-	0.00
Oakland Public Works Department		1003451 - MAIN LIBRARY IMPROVEMENTS	-	-	-	-	-	0.00
Oakland Public Works Department		1003829 - GREAT ST-PAVING RESURFACING	-	-	-	-	-	0.00
Oakland Public Works Department		1004014 - HSP 8 FRUITVALE AVE (149)	-	-	-	-	-	0.00
Oakland Public Works Department		1004017 - HSP 8 HIGH ST (152)	-	-	-	-	-	0.00
Oakland Public Works Department		1004419 - PAVEMNT REHAB 2019-2	-	-	-	-	-	0.00
Oakland Public Works Department		1004700 - HSP CYCLE 9	-	-	-	-	-	0.00
Oakland Public Works Department		1004787 - LOWER PARK BLVD PROJECT	-	-	-	-	-	0.00
Oakland Public Works Department		1004836 - LAKESIDE FAMILY STREETS LS&R	-	-	-	-	-	0.00
Oakland Public Works Department		1004854 - FIRE STATION 29 - NEW STATION	16,408,900.00	-	16,408,900.00	-	16,408,900.00	16,408,900.00
Oakland Public Works Department		1004856 - HOOVER LIBRARY FEASIBILITY	-	-	-	-	-	0.00
Oakland Public Works Department		1004857 - LINCOLN REC CTR RENO	-	-	-	-	-	0.00
Oakland Public Works Department		1004859 - MAIN LIBRARY RENO PHASE 2	(2,919.93)	-	(2,919.93)	-	(2,919.93)	(2,919.93)
Oakland Public Works Department		1004863 - HEAD START CIP - SAN ANTONIO	-	-	-	-	-	0.00
Oakland Public Works Department		1004865 - W OAK SR CTR RENO	237,005.00	-	237,005.00	-	237,005.00	237,005.00
Oakland Public Works Department		1004947 - OAKLAND LSR PAVING PROGRAM	(13,422.60)	-	(13,422.60)	-	(13,422.60)	(13,422.60)
Oakland Public Works Department		1005009 - TELEGRAPH AVE. PAVING PROJECT	-	-	-	-	-	0.00
Oakland Public Works Department		1005033 - EAST BAY GREENWAY-TRAIL	56,591.86	-	56,591.86	-	56,591.86	56,591.86
Oakland Public Works Department		1005163 - TS-FOOTHILL BLVD	-	-	-	-	-	0.00
Oakland Public Works Department		1005309 - OAK LOCAL ST PVMNT REHAB	-	-	-	-	-	0.00

DEPARTMENT NAME	Fund - Fund Desc	Proj - Proj Desc	Available P12-24	Approved Enc CF	Recommend Project CF - Phase 1	Recommended Project CF - Phase 2	Total Recommended Project CF	Total Approved Encumb CF + Project CF
Oakland Public Works Department	5335 - Measure KK: Infrac	1005310 - NRTH OKLAND LCL ST REHAB	-	-	-	-	-	0.00
Oakland Public Works Department		1005312 - EASTLIK LCL ST REHAB	-	-	-	-	-	0.00
Oakland Public Works Department		1005369 - 2021 OAKLAND HILLS ST. REHAB	-	-	-	-	-	0.00
Oakland Public Works Department		1005438 - BANGCROFT-HIGH-73RD AV PAV PROJ	(9,372.63)	-	-	-	-	0.00
Oakland Public Works Department		1005512 - WEST OAKLAND MJR ST - PAV, 2021	-	-	-	-	-	0.00
Oakland Public Works Department		1005723 - DWNTOWN ADMIS PT PVMINT REH	-	-	-	-	-	0.00
Oakland Public Works Department		1005845 - AAMLO PRESERV & ENERGY UPDT	-	-	-	-	-	0.00
Oakland Public Works Department		1005847 - EASTMONT POLICE STTN IMPRVMT	1,712.85	-	1,712.85	-	1,712.85	1,712.85
Oakland Public Works Department		1005848 - FEASIBILITY - PAB & MULTI SVCE	-	-	-	-	-	0.00
Oakland Public Works Department		1005852 - FIRE STATION #7 STICRL ASSESS	-	-	-	-	-	0.00
Oakland Public Works Department		1005858 - NEW PIEDMONT LIBRARY	-	-	-	-	-	0.00
Oakland Public Works Department		1005862 - PAB - REPLACE ATS & GENERATOR	855,370.66	-	855,370.66	-	855,370.66	855,370.66
Oakland Public Works Department		1005865 - TASSAFARONGA REC CTR UPRGD	-	-	-	-	-	0.00
Oakland Public Works Department		1005866 - WILLIE KEYES REC CTR IMPRVMT	-	-	-	-	-	0.00
Oakland Public Works Department		1005871 - VERDESE CARTER PARK	-	-	-	-	-	0.00
Oakland Public Works Department		1005872 - WEST OAK RESILIENCE HUB	-	-	-	-	-	0.00
Oakland Public Works Department		1006104 - CW PVMINT REHAB 2021B	-	-	-	-	-	0.00
Oakland Public Works Department		1006182 - ATP 7th St. Connect	-	-	-	-	-	0.00
Oakland Public Works Department		1006205 - Inter Term Coliseum BART	166.07	-	166.07	-	166.07	166.07
Oakland Public Works Department		1006218 - LOUISE-UNION-POPULAR ST. REHAB.	(5,105.59)	-	-	-	-	0.00
Oakland Public Works Department		1006309 - 3YP 2022 LCL ST. REHAB	(3,812.67)	-	-	-	-	0.00
Oakland Public Works Department		1006337 - CW PVMINT REHAB 2022A	-	-	-	-	-	0.00
Oakland Public Works Department		1006338 - CW PVMINT REHAB 2022B	-	-	-	-	-	0.00
Oakland Public Works Department		1006598 - 5YP LOCAL STREETS REHAB.	-	-	-	-	-	0.00
Oakland Public Works Department		1006633 - LCL ST DSGN CTYWD PVMINT RHBIT	-	-	-	-	-	0.00
Oakland Public Works Department		5335 - Measure KK: Infrastructure Series 2022C-1 (Tax Exempt) Total	17,395,993.34	-	17,505,369.38	-	17,505,369.38	17,505,369.38
Oakland Public Works Department		5337 - Measure KK: Serie	1000724 - FRUITVALE ALV GAP CLOSUR STSCP	-	-	-	-	0.00
Oakland Public Works Department			1000820 - BR RETROFIT-LEIMERT	52,651.90	52,651.90	-	52,651.90	52,651.90
Oakland Public Works Department			1003233 - ATP CYCLE 2 TELEGRAPH-GRANT	-	-	-	-	0.00
Oakland Public Works Department			1004836 - LAKESIDE FAMILY STREETS LS&R	-	-	-	-	0.00
Oakland Public Works Department			1005438 - BANGCROFT-HIGH-73RD AV PAV PROJ	-	-	-	-	0.00
Oakland Public Works Department			1006103 - CW PVMINT REHAB 2021A	-	-	-	-	0.00
Oakland Public Works Department			1007351 - LAMMPS PHASE 2 RICHARD RD-SEMI	35,000.00	35,000.00	-	35,000.00	35,000.00
Oakland Public Works Department		5337 - Measure KK: Series 2023 GOB Total	87,651.90	-	87,651.90	-	87,651.90	87,651.90
Oakland Public Works Department		5340 - Measure U: Infracst	1004857 - LINCOLN REC CTR RENO	5,000.00	5,000.00	-	5,000.00	5,000.00
Oakland Public Works Department			1004863 - HEAD START CIP - SAN ANTONIO	-	-	-	-	0.00
Oakland Public Works Department			1005872 - WEST OAK RESILIENCE HUB	-	-	-	-	0.00
Oakland Public Works Department			1007054 - 55TH AVE STRM DRN REPAIR	-	-	-	-	0.00
Oakland Public Works Department		5340 - Measure U: Infrastructure GOB Series 2023A-1 (Tax Exempt) Total	5,000.00	-	5,000.00	-	5,000.00	5,000.00
Oakland Public Works Department		5510 - Capital Reserves	1004851 - DACA PHASE 2 RENO	50,396.65	50,396.65	-	50,396.65	50,396.65
Oakland Public Works Department			1005782 - MLK LIBRARY BIKE WORKSHOP	-	-	-	-	0.00
Oakland Public Works Department			1006502 - BROOKPARK RD STRM DRN RPR	-	-	-	-	0.00
Oakland Public Works Department		5510 - Capital Reserves Total	50,396.65	-	50,396.65	-	50,396.65	50,396.65
Oakland Public Works Department		5610 - Central District Pr	1000168 - DNTN BWAY PUB 5610-P130180	(4,978.68)	-	-	-	0.00
Oakland Public Works Department			1000169 - DNTVM CAPITAL 5610-C399410	3,081.28	3,081.28	-	3,081.28	3,081.28
Oakland Public Works Department			1001409 - LATHAM SQUARE PLAZA IMPROV	-	-	-	-	0.00
Oakland Public Works Department			1001431 - OLD OAK STSCOPE 5610-C194975	-	-	-	-	0.00
Oakland Public Works Department			1006460 - FIBER OPTIC - OLD FIRE ALARM	-	-	-	-	0.00
Oakland Public Works Department		5610 - Central District Projects Total	(1,897.40)	-	3,081.28	-	3,081.28	3,081.28
Oakland Public Works Department		5612 - Central District: T	1001654 - PAB FEASBLTY STDY 5612-C473320	-	-	-	-	0.00
Oakland Public Works Department		5612 - Central District: TA Bonds Series 2005 Total	-	-	-	-	-	0.00

FY24 into FY 25 CAO Approved Project Carryforwards

DEPARTMENT NAME	Fund - Fund Desc	Proj - Proj Desc	Available P12-24	Approved Enc CF	Phase 1	Recommended Project CF - Phase 2	Total Recommended Project CF	Total Approved Encumb CF + Project CF
Oakland Public Works Department	5614 - Central District: TI 1001654 - PAB FEASBLTY STDY 5612-C473320		-	-	-	-	-	0.00
Oakland Public Works Department	1005784 - FOX THEATER CAPITAL		-	-	-	-	-	0.00
Oakland Public Works Department	5614 - Central District: TA Bonds Series 2006T Total		-	-	-	-	-	0.00
Oakland Public Works Department	5640 - Central City East P 1000900 - CCE PUB PRIVT 5640-P356910		(67,130.96)	-	(67,130.96)	(67,130.96)	(67,130.96)	0.00
Oakland Public Works Department	5640 - Central City East Projects Total		(67,130.96)	-	(67,130.96)	(67,130.96)	(67,130.96)	0.00
Oakland Public Works Department	5643 - Central City East T 1000154 - CCE REPYMT AGRMT 5643-P233289		7,877.60	-	7,877.60	7,877.60	7,877.60	0.00
Oakland Public Works Department	1000900 - CCE PUB PRIVT 5640-P356910		43,181.10	418.99	43,181.10	43,181.10	43,600.09	0.00
Oakland Public Works Department	5643 - Central City East:TA Bonds Series 2006A-T (Taxable) Total		51,058.70	418.99	51,058.70	51,058.70	51,477.69	0.00
Oakland Public Works Department	5650 - Coliseum Projects 1001549 - COLISM MIS PRP 5650-P466610		1,038.08	-	-	-	-	0.00
Oakland Public Works Department	5650 - Coliseum Projects Total		1,038.08	-	-	-	-	0.00
Oakland Public Works Department	5656 - Coliseum: TA Bond 1000165 - COLISM SPEC PN 5656-P452510		39,958.44	213.72	-	-	-	213.72
Oakland Public Works Department	1000175 - FRTVAL TV PHZ 5656-C484610		-	-	-	-	-	0.00
Oakland Public Works Department	1000176 - GENRL COLISM INF 5656-C375210		-	40.90	-	-	-	40.90
Oakland Public Works Department	5656 - Coliseum: TA Bonds Series 2006B-T (Taxable) Total		39,958.44	254.62	-	-	-	254.62
Oakland Public Works Department	5660 - West Oakland Proj 1000170 - DMPNG APPRHNSN 5660-P441210		483.32	-	-	-	-	0.00
Oakland Public Works Department	5660 - West Oakland Projects Total		483.32	-	-	-	-	0.00
Oakland Public Works Department	5671 - OBRA: Leasing & U 1001542 - OBRA LEAS UT-CITY 5671-P294110		193,413.83	-	-	-	-	0.00
Oakland Public Works Department	5671 - OBRA: Leasing & Utility Total		193,413.83	-	-	-	-	0.00
Oakland Public Works Department	7100 - Police and Fire Ret 1004005 - 150 RETIREMENT OFFICE		-	-	-	-	-	0.00
Oakland Public Works Department	7100 - Police and Fire Retirement System Total		-	-	-	-	-	0.00
Oakland Public Works Department	7760 - Grant Clearing 1000010 - DP300 Administrative Project		-	-	-	-	-	0.00
Oakland Public Works Department	1000689 - PWA DESIGN - ADMINISTRATION		-	2,048.68	-	-	-	2,048.68
Oakland Public Works Department	1001288 - PWA OVERHEAD CLEARING		-	1,194,197.09	-	-	-	1,194,197.09
Oakland Public Works Department	1001411 - PROJECT MGT CLEARING		-	-	-	-	-	0.00
Oakland Public Works Department	1003336 - DOT OVERHEAD CLEARING		-	50,000.02	-	-	-	50,000.02
Oakland Public Works Department	1003340 - DOT PROJ CLEARING		-	-	-	-	-	0.00
Oakland Public Works Department	1005173 - CIP PPW SYSTEM		-	263,445.00	-	-	-	263,445.00
Oakland Public Works Department	7760 - Grant Clearing Total		-	1,509,690.79	-	-	-	1,509,690.79
Oakland Public Works Department	7780 - Oakland Redevelo 1000161 - COL TRAN VILL INF 5656-C366920		-	-	-	-	-	0.00
Oakland Public Works Department	7780 - Oakland Redevelopment Agency Projects (ORA) Total		-	-	-	-	-	0.00
Oakland Public Works Department	7999 - Miscellaneous Tru: 1000642 - PARADIES PARK TRUST		306.78	-	306.78	306.78	306.78	0.00
Oakland Public Works Department	7999 - Miscellaneous Trusts Total		306.78	-	306.78	306.78	306.78	0.00
Oakland Public Works Department * Total			59,896,710.61	25,350,707.70	25,605,086.76	20,916,815.42	46,521,902.18	69,772,609.88
Planning and Building Department	1870 - Affordable Housing: 1005925 - Impact Fees: Admin Processing		102,600.00	-	-	-	-	102,600.00
Planning and Building Department	1870 - Affordable Housing Trust Fund Total		102,600.00	-	-	-	-	102,600.00
Planning and Building Department	1871 - Jobs Housing Impa 1001664 - JOBS/HOUSING IMPACT FEES		71,130.00	-	-	-	-	0.00
Planning and Building Department	1871 - Jobs Housing Impact Fee Fund Total		71,130.00	-	-	-	-	71,130.00
Planning and Building Department	1872 - Affordable Housing: 1001674 - AFFORDABLE HOUSING IMPACT FEE		87,332.00	-	-	-	-	0.00
Planning and Building Department	1872 - Affordable Housing Impact Fee Fund Total		87,332.00	-	-	-	-	87,332.00
Planning and Building Department	2108 - HUD-CDBG 1001024 - BLIGHT ABATEMENT PROGRAM		(20,113.06)	-	(20,113.06)	(20,113.06)	(20,113.06)	0.00
Planning and Building Department	2108 - HUD-CDBG Total		(20,113.06)	-	(20,113.06)	(20,113.06)	(20,113.06)	0.00
Planning and Building Department	2159 - State of California 1005771 - 382 Grant		282.00	-	282.00	282.00	282.00	0.00
Planning and Building Department	1006359 - LOCAL JURISDICTION GRANT 2159		779,049.54	-	779,049.54	779,049.54	779,049.54	0.00
Planning and Building Department	2159 - State of California Other Total		779,331.54	-	779,331.54	779,331.54	779,331.54	0.00
Planning and Building Department	2415 - Development Serv 1000018 - DP840 Administrative Project		-	527,346.25	-	-	-	527,346.25
Planning and Building Department	1000904 - CONTINGENCY RESERVE		100,000.00	-	-	-	-	100,000.00
Planning and Building Department	1001024 - BLIGHT ABATEMENT PROGRAM		22,256.06	25,267.50	-	-	-	47,523.56
Planning and Building Department	1001264 - FORECLOSED REGISTRATION-VACANT		243,722.35	-	-	-	-	243,722.35
Planning and Building Department	1001382 - PERTS TECHNOLOGY ENHANCEMENT		-	0.01	-	-	-	0.01
Planning and Building Department	1001420 - DOWNTOWN SPECIFIC PLAN CONTGGY		114,955.41	-	-	-	-	114,955.41
Planning and Building Department	1001475 - GENERAL PLAN UPDATE		403,269.74	-	-	-	-	403,269.74
Planning and Building Department	1003351 - DWNTOWN SPEC PLAN - FTA		0.01	-	-	-	-	0.01
Planning and Building Department	1003971 - TECH ENHANCEMENT AND REC MGMT		3,852,001.05	854,897.34	-	-	-	4,706,898.39
Planning and Building Department	1004837 - Revenue Forecasting - PBD		-	41,107.95	-	-	-	41,107.95
Planning and Building Department	1004913 - Lead Abatement Program		253,700.75	-	-	-	-	253,700.75
Planning and Building Department	1005157 - Historic Preservation- ESA		3,592.13	-	-	-	-	3,592.13
Planning and Building Department	1005192 - On-Call Plan Check & Insp		6,783.75	8,374,270.58	-	-	-	8,374,270.58
Planning and Building Department	1005408 - LEAP Grant		-	-	-	-	-	0.00
Planning and Building Department	1005458 - PBD Strategic Work Plan		-	-	-	-	-	0.00
Planning and Building Department	1005922 - On Call Permit Services		35,256.25	742,064.10	-	-	-	742,064.10
Planning and Building Department	1006079 - Phase II ROSP Athenian Group		0.01	2,754.00	-	-	-	2,754.00

FY24 into FY 25 CAO Approved Project Carryforwards

DEPARTMENT NAME	Fund - Fund Desc	Proj - Proj Desc	Available P12-24	Approved Enc CF	Recommend Project CF- Phase 1	Recommended Project CF - Phase 2	Total Recommended Project CF	Total Approved Encumb CF + Project CF
Planning and Building Department	2415 - Development Serv	1006366 - 250 FHOP WORK AREA REFRESH	732,247.13	395,293.68		732,247.13	732,247.13	1,127,540.81
Planning and Building Department	1006439 - MGT Master Fee Study		397,609.00	31,685.00		397,609.00	397,609.00	429,294.00
Planning and Building Department	1007049 - PBD STRATEGIC WORK(PIN) VEHICLES		36,523.64	0.02		36,523.64	36,523.64	36,523.66
Planning and Building Department	2415 - Development Service Fund Total		6,201,917.27	13,314,051.57		5,787,628.97	5,787,628.97	19,101,680.54
Planning and Building Department	2420 - Transportation Im	1001628 - TRANSPORTATION IMPACT FEES	125,445.00	-		-	-	0.00
Planning and Building Department	1005925 - Impact Fees: Admin Processing		27,800.00	-		27,800.00	27,800.00	27,800.00
Planning and Building Department	2420 - Transportation Impact Fee Total		153,245.00	-		27,800.00	27,800.00	27,800.00
Planning and Building Department	2421 - Capital Improvem	1001612 - CAPITAL IMP IMPACT FEES	576,258.87	-		576,258.87	576,258.87	576,258.87
Planning and Building Department	1005925 - Impact Fees: Admin Processing		18,700.00	-		18,700.00	18,700.00	18,700.00
Planning and Building Department	2421 - Capital Improvements Impact Fee Fund Total		594,958.87	-		594,958.87	594,958.87	594,958.87
Planning and Building Department	2999 - Miscellaneous Gra	1000976 - BUS RAPID TRANSIT	(54,969.50)	-	(54,969.50)	-	(54,969.50)	(54,969.50)
Planning and Building Department	1006964 - Priority Dev. AREA (PDA) GRANT		-	1,600,000.00	-	-	-	1,600,000.00
Planning and Building Department	1006965 - Reg. Early Action PL (REAP)		-	-	-	-	-	0.00
Planning and Building Department	1007314 - SolarApp+		62,167.49	0.01	62,167.49	-	62,167.50	62,167.50
Planning and Building Department	2999 - Miscellaneous Grants Total		7,197.99	1,600,000.01	7,197.99	-	7,197.99	1,607,198.00
Planning and Building Department	5610 - Central District Pr	1001472 - BEGIN PLAZA 5610-C194979	(24,554.42)	-	(24,554.42)	-	(24,554.42)	(24,554.42)
Planning and Building Department	5610 - Central District Projects Total		(24,554.42)	-	(24,554.42)	-	(24,554.42)	(24,554.42)
Planning and Building Department	5656 - Coliseum: TA Bond	1000901 - IMPACT FEE NEXUS STUDY	-	158,161.08	(24,554.42)	-	-	158,161.08
Planning and Building Department	5656 - Coliseum: TA Bonds Series 2006B-T (Taxable) Total		-	158,161.08	(24,554.42)	-	-	158,161.08
Planning and Building Department Total	1010 - General Fund: Ger	1003737 - DP660 Administrative Project	7,953,045.19	15,072,212.66	741,862.05	6,512,987.84	7,254,849.89	22,327,062.55
Police Commission	1007123 - OPD STAFFING STUDY		-	157,635.17	-	-	-	157,635.17
Police Commission	1007149 - OIG AUDIT SOFTWARE		84,999.99	130,000.01	-	84,999.99	84,999.99	215,000.00
Police Commission	1010 - General Fund: General Purpose Total		381,345.99	287,635.18	-	84,999.99	84,999.99	372,635.17
Police Commission Total			381,345.99	287,635.18	-	84,999.99	84,999.99	372,635.17

FY24 into FY 25 CAO Approved Project Carryforwards

DEPARTMENT NAME	Fund - Fund Desc	Proj - Proj Desc	Available P12-24	Approved Enc CF	Recommend Project CF - Phase 1	Recommended Project CF - Phase 2	Total Recommended Project CF	Total Approved Enc CF + Project CF
Police Department	1010 - General Fund: Ger	0000000 - UNDETERMINED PROJECT	-	-	-	-	-	0.00
Police Department	1000005 - DP050	Administrative Project	-	-	-	-	-	0.00
Police Department	1000007 - DP080	Administrative Project	-	-	-	-	-	0.00
Police Department	1000008 - DP1000	Administrative Project	-	1,635,735.47	-	-	-	1,635,735.47
Police Department	1000752 - SHOTSPO	TIER PHASES II - III	-	-	-	-	-	0.00
Police Department	1000777 - PROPERTY	AUCTION REVENUE	3,898.81	5,502.47	-	-	-	5,502.47
Police Department	1000780 - TASER	PROJECT	42,444.73	-	-	-	-	0.00
Police Department	1000787 - 176TH	POLICE ACADEMY	-	1,781.56	-	-	-	1,781.56
Police Department	1000789 - SHOTSPO	TIER	-	-	-	-	-	0.00
Police Department	1000790 - DENIED	APPROVED	-	52,219.86	-	-	-	52,219.86
Police Department	1001177 - COMPLIANCE	DIRECTOR CONTRACT	-	-	-	-	-	0.00
Police Department	1001178 - REDUCE	GUN VIOLENCE	280,086.41	93,766.78	-	-	-	93,766.78
Police Department	1001184 - POST - COST	TRACKING	12,064.90	-	-	-	-	0.00
Police Department	1001233 - EXTRA	LEGAL LOAD	27,317.61	4,969.02	-	-	-	4,969.02
Police Department	1001292 - NCPG	COMM ENGAGEMENT	-	13.25	-	-	-	13.25
Police Department	1001324 - EXTRADITION - COST	TRACKING	2,229.07	-	-	-	-	0.00
Police Department	1001377 - OPD	WELLNESS UNIT	11,652.97	140,923.78	-	-	-	140,923.78
Police Department	1001414 - DOJ	FINGERPRINT FEE TRUST	11,770.00	-	-	-	-	0.00
Police Department	1001427 - POT	ACADEMY COST	183,419.91	-	183,419.91	-	-	183,419.91
Police Department	1001458 - PORT-JIS	OT SECURITY	-	-	-	-	-	0.00
Police Department	1001473 - 2015	COPS OPERATIONS MATCH	(5,314.89)	5,490.40	-	-	-	5,490.40
Police Department	1003260 - 2016	COPS HIRING PROGRAM	(17,550.89)	32,601.82	-	-	-	32,601.82
Police Department	1004122 - 182ND	POLICE ACADEMY	-	8,086.68	-	-	-	8,086.68
Police Department	1004138 - 185TH	POLICE ACADEMY	-	3,949.62	-	-	-	3,949.62
Police Department	1004723 - 186TH	POLICE ACADEMY	-	76,469.27	-	-	-	76,469.27
Police Department	1004724 - 187TH	POLICE ACADEMY	-	8,294.88	-	-	-	8,294.88
Police Department	1004725 - 188TH	POLICE ACADEMY	-	11,960.65	-	-	-	11,960.65
Police Department	1004726 - 189TH	POLICE ACADEMY	12.58	7,654.04	-	-	-	7,654.04
Police Department	1004727 - 190TH	POLICE ACADEMY	-	-	-	-	-	0.00
Police Department	1005887 - Victims	Towing - Cost Tracking	200,006.00	103,705.23	200,006.00	-	200,006.00	200,006.00
Police Department	1005889 - 193RD	POLICE ACADEMY	262,225.81	44,776.33	-	-	-	103,705.23
Police Department	1005891 - 191ST	POLICE ACADEMY	19.57	44,776.33	-	-	-	44,776.33
Police Department	1005892 - 192ND	POLICE ACADEMY	178,190.63	231,781.98	-	-	-	231,781.98
Police Department	1005970 - LAKE	MERRIT HEALTH & SAFETY	-	-	-	-	-	0.00
Police Department	1006464 - INVESTIGATIONS	MGMT SYSTEM	17,849.34	17,849.34	-	-	-	17,849.34
Police Department	1006589 - 194TH	POLICE ACADEMY	1,384,595.08	6,408.00	1,384,595.08	-	1,384,595.08	1,391,003.08
Police Department	1006944 - 2022	COPS HIRING PROGRAM	2,901,785.05	5,371.97	1,960,535.79	-	1,960,535.79	1,965,907.76
Police Department	1007125 - OPD	Encampment Mgmt Support	219,099.59	-	-	219,099.59	-	219,099.59
Police Department	1007358 - Improving	911 Emergency Serv	952,942.00	-	-	-	-	0.00
Police Department	1010 - General Fund: General Purpose Total		6,668,755.72	2,499,312.40	3,728,556.78	219,099.59	3,947,656.37	6,446,968.77
Police Department	1100 - Self Insurance Liab	10000008 - DP1000 Administrative Project	-	-	-	-	-	0.00
Police Department	1100 - Self Insurance Liab	1000010 - DP300 Administrative Project	-	-	-	-	-	0.00
Police Department	1100 - Self Insurance Liab	1000010 - DP300 Administrative Project	-	-	-	-	-	0.00
Police Department	1100 - Self Insurance Liab	1000008 - DP1000 Administrative Project	-	-	-	-	-	0.00
Police Department	1150 - Worker's Compensation	10000008 - DP1000 Administrative Project	-	-	-	-	-	0.00
Police Department	1150 - Worker's Compensation	Insurance Claims Total	-	-	-	-	-	0.00
Police Department	2112 - Department of Jus	1004147 - 2017 JUSTICE ASSISTANCE GRANT	0.03	3,948.40	0.03	-	0.03	3,948.43
Police Department	1004204 - FY2018	DNA BACKLOG GRANT	1,367.13	-	1,367.13	-	1,367.13	1,367.13
Police Department	1004209 - COLLECTIVE	HEALING	75,415.28	-	75,415.28	-	75,415.28	75,415.28
Police Department	1004728 - 2018	JUSTICE ASSISTANCE GRANT	1,218.84	-	1,218.84	-	1,218.84	1,218.84
Police Department	1004731 - 2019	JUSTICE ASSISTANCE GRANT	7,534.39	-	7,534.39	-	7,534.39	7,534.39
Police Department	1004742 - 2019	COVERDELL GRANT	4,566.39	-	4,566.39	-	4,566.39	4,566.39
Police Department	1004744 - FY2019	DNA BACKLOG GRANT	2,449.77	418.11	2,449.77	-	2,449.77	2,867.88
Police Department	1004746 - FY2020	DNA BACKLOG GRANT	1,764.65	-	1,764.65	-	1,764.65	1,764.65
Police Department	1005754 - SEXUAL	ASSAULT EVIDENCE SUBMIS	153,627.00	-	153,627.00	-	153,627.00	153,627.00
Police Department	1005775 - LEVS	GRANT	(492,175.58)	-	(492,175.58)	-	(492,175.58)	(492,175.58)
Police Department	1005974 - CORONAVIRUS	EMERGENCY FUNDING	198,473.93	-	198,473.93	-	198,473.93	198,473.93
Police Department	1006005 - 2020	COVERDELL GRANT	73.75	20,219.05	73.75	-	73.75	20,292.80
Police Department	1006491 - 2021	DNA BACKLOG GRANT	11,530.49	3,817.96	11,530.49	-	11,530.49	15,348.45
Police Department	1006974 - 2022	DNA BACKLOG GRANT	40,153.40	122,815.99	40,153.40	-	40,153.40	162,969.39
Police Department	1006979 - 2021	COVERDELL GRANT	474.30	13,354.91	474.30	-	474.30	13,829.21

DEPARTMENT NAME	Fund - Fund Desc	Proj - Proj Desc	Available P12-24		Approved Enc CF	Recommend Project CF - Phase 1		Recommended Project CF - Phase 2	Total Recommended Project CF	Total Approved Encumb CF + Project CF
			8,063.64	26,339.21		8,063.64	8,063.64			
Police Department	2112 - Department of Justice	1007084 - 2020 JUSTICE ASSISTANCE GRANT	8,063.64	0.01	8,063.64	-	-	-	8,063.64	8,063.65
Police Department		1007087 - 2021 JUSTICE ASSISTANCE GRANT	165,364.07	26,339.21	165,364.07	-	-	-	165,364.07	191,703.28
Police Department		1007226 - Byrne Discretionary Grant	645,287.25	-	645,287.25	-	-	-	645,287.25	645,287.25
Police Department		1007228 - 2023 DNA BACKLOG GRANT	283,671.66	0.08	283,671.66	-	-	-	283,671.66	283,671.74
Police Department		1007284 - 2022 BJA FY22 CGIC GRANT	680,983.84	1,170.87	680,983.84	-	-	-	680,983.84	682,154.71
Police Department		1007378 - 2022 COVERDELL GRANT	12,436.92	28,934.45	12,436.92	-	-	-	12,436.92	41,371.37
Police Department		1007515 - 2022 JUSTICE ASSISTANCE GRANT	383,100.30	-	383,100.30	-	-	-	383,100.30	383,100.30
Police Department	2112 - Department of Justice Total		2,185,381.45	221,019.04	2,185,381.45	-	-	-	2,185,381.45	2,406,400.49
Police Department	2113 - Department of Justice	1001353 - 2015 COPS HIRING PROGRAM	(79,522.92)	-	(79,522.92)	-	-	-	(79,522.92)	(79,522.92)
Police Department		1003260 - 2016 COPS HIRING PROGRAM	(98,320.95)	-	(98,320.95)	-	-	-	(98,320.95)	(98,320.95)
Police Department		1005775 - LEVS GRANT	(168,373.00)	-	(168,373.00)	-	-	-	(168,373.00)	(168,373.00)
Police Department		1005832 - LAW ENFORCEMENT MENTAL HEALTH	23,166.22	-	23,166.22	-	-	-	23,166.22	23,166.22
Police Department		1006944 - 2022 COPS HIRING PROGRAM	1,875,000.00	-	1,875,000.00	-	-	-	1,875,000.00	1,875,000.00
Police Department	2113 - Department of Justice - COPS Hiring Total		851,949.35	-	851,949.35	-	-	-	851,949.35	851,949.35
Police Department	2123 - US Dept of Homeland Security	1005177 - 2019 PORT SECURITY GRANT	262,500.00	-	262,500.00	-	-	-	262,500.00	262,500.00
Police Department	2123 - US Dept of Homeland Security Total		262,500.00	-	262,500.00	-	-	-	262,500.00	262,500.00
Police Department	2124 - Federal Emergency Management Agency (FEMA) Total	1005741 - 2020 PORT SECURITY GRANT	20.00	-	20.00	-	-	-	20.00	20.00
Police Department		2124 - Federal Emergency Management Agency (FEMA) Total	20.00	-	20.00	-	-	-	20.00	20.00
Police Department	2140 - California Department of Transportation	1006066 - MANDELA TRASH CAPTURE INSTALL	(508.24)	-	(508.24)	-	-	-	(508.24)	(508.24)
Police Department		1006486 - CARY AVE TRASH CAPTURE	(9,460.21)	-	(9,460.21)	-	-	-	(9,460.21)	(9,460.21)
Police Department	2140 - California Department of Transportation Total		(9,968.45)	-	(9,968.45)	-	-	-	(9,968.45)	(9,968.45)
Police Department	2152 - California Board of Corrections	1003249 - POLICE CADET PIPELINE PROJECT	(57,594.68)	620.20	(57,594.68)	-	-	-	(57,594.68)	(57,594.68)
Police Department		1007032 - OFFICER WELLNESS & MENTAL	469,595.11	4,942.23	469,595.11	-	-	-	469,595.11	479,892.70
Police Department	2152 - California Board of Corrections Total		412,000.43	15,860.02	412,000.43	-	-	-	412,000.43	427,860.45
Police Department	2158 - 5th Year State COPS Grant, AB 1913, Statutes of 2000 Total	1001621 - STATE COPS XX	(60,297.88)	-	(60,297.88)	-	-	-	(60,297.88)	(60,297.88)
Police Department		1003972 - STATE COPS XX	25,184.34	1,876.15	25,184.34	-	-	-	25,184.34	27,060.49
Police Department		1004229 - STATE COPS XXI	(172.00)	-	(172.00)	-	-	-	(172.00)	(172.00)
Police Department		1004738 - STATE COPS XXIII	785.70	-	785.70	-	-	-	785.70	785.70
Police Department		1006207 - STATE COPS XXIV	7,410.50	896.88	7,410.50	-	-	-	7,410.50	8,307.38
Police Department		1007029 - STATE COPS XXV	108,962.24	-	108,962.24	-	-	-	108,962.24	155,233.48
Police Department	2158 - 5th Year State COPS Grant, AB 1913, Statutes of 2000 Total		19,181.90	111,735.27	19,181.90	-	-	-	19,181.90	19,181.90
Police Department	2159 - State of California	1000784 - PROF 69 DNA FUGIC ACT	647,569.38	112.06	647,569.38	-	-	-	647,569.38	647,681.44
Police Department		1004734 - FY 20-21 STEP GRANT	66,227.80	-	66,227.80	-	-	-	66,227.80	66,227.80
Police Department		1005518 - 2020 TOBACCO LAW ENFORCEMENT	140,269.16	-	140,269.16	-	-	-	140,269.16	140,269.16
Police Department		1005533 - FY20-21 ABC APP GRANT	19,655.27	-	19,655.27	-	-	-	19,655.27	19,655.27
Police Department		1005754 - SEXUAL ASSAULT EVIDENCE SUBMIS	(3,501.08)	-	(3,501.08)	-	-	-	(3,501.08)	(3,501.08)
Police Department		1005829 - BOATING SAFETY MISC EQUIPMENT	13,515.00	-	13,515.00	-	-	-	13,515.00	13,515.00
Police Department		1006057 - FY 21-22 STEP GRANT	247,385.01	-	247,385.01	-	-	-	247,385.01	247,385.01
Police Department		1006100 - 2021 CHP CANNABIS GRANT - LAB	133,955.92	188.01	133,955.92	-	-	-	133,955.92	134,143.93
Police Department		1006191 - BSCC 2021 GRANT 2159	(40,414.51)	-	(40,414.51)	-	-	-	(40,414.51)	(40,414.51)
Police Department		1006529 - OAKLAND FORWARD 2159	191,559.99	10,680.08	191,559.99	-	-	-	191,559.99	202,240.07
Police Department		1006579 - FY22-23 STEP GRANT	58,666.27	-	58,666.27	-	-	-	58,666.27	58,666.27
Police Department		1006954 - MARTIN LTHR KING STRISCOPE IMPRV	(2,609.87)	-	(2,609.87)	-	-	-	(2,609.87)	(2,609.87)
Police Department		1007171 - FY23-24 STEP GRANT	151,065.53	4,941.93	151,065.53	-	-	-	151,065.53	156,007.46
Police Department		1007186 - FY22/24 CITFGB CHP Grant	3,008.93	-	3,008.93	-	-	-	3,008.93	3,008.93
Police Department		1007243 - TRIP Grant	24,800.00	-	24,800.00	-	-	-	24,800.00	24,800.00
Police Department		1007464 - 2023 SAFE GRANT	28,249.98	138,000.02	28,249.98	-	-	-	28,249.98	166,250.00
Police Department		1007484 - FY23-24 ABC APP GRANT	98,134.00	-	98,134.00	-	-	-	98,134.00	98,134.00
Police Department	2159 - State of California Other Total		1,777,536.78	153,922.10	1,777,536.78	-	-	-	1,777,536.78	1,931,456.88
Police Department	2160 - County of Alameda	1004776 - FY18-20 ACTIVE OAKLAND	(10,419.18)	-	(10,419.18)	-	-	-	(10,419.18)	(10,419.18)
Police Department		1006134 - ACTIVE AND SAFE OAKLAND	34,613.96	-	34,613.96	-	-	-	34,613.96	34,613.96
Police Department	2160 - County of Alameda: Grants Total		24,194.78	-	24,194.78	-	-	-	24,194.78	24,194.78
Police Department	2172 - Alameda County	1000781 - ABANDONED VEHICLE ABATEMENT	(76,291.86)	59,220.12	(76,291.86)	-	-	-	(76,291.86)	(76,291.86)
Police Department		2172 - Alameda County: Vehicle Abatement Authority Total	(76,291.86)	59,220.12	(76,291.86)	-	-	-	(76,291.86)	(76,291.86)
Police Department	2218 - Measure BB - Local Streets and Roads Total	1007010 - Safe Streets Ped & Safety	(3,099.92)	-	(3,099.92)	-	-	-	(3,099.92)	(3,099.92)
Police Department		2218 - Measure BB - Local Streets and Roads Total	(3,099.92)	-	(3,099.92)	-	-	-	(3,099.92)	(3,099.92)
Police Department	2252 - Measure Z - Violent Crime Reduction	1001323 - MEASURE Z-OPD	111,064.47	191,218.64	111,064.47	-	-	-	111,064.47	302,283.11
Police Department	2252 - Measure Z - Violence Prevention and Public Safety Act of 2014 Total		111,064.47	191,218.64	111,064.47	-	-	-	111,064.47	302,283.11
Police Department	2411 - False Alarm Reduction	1000783 - FALSE ALARM REDUCTION	355,929.76	80,252.94	355,929.76	-	-	-	355,929.76	80,252.94
Police Department	2411 - False Alarm Reduction Program Total		355,929.76	80,252.94	355,929.76	-	-	-	355,929.76	80,252.94

FY24 into FY 25 CAO Approved Project Carryforwards

DEPARTMENT NAME	Fund - Fund Desc	Proj - Proj Desc	Available P12-24	Approved Enc CF	Recommend Project CF- Phase 1	Recommended Project CF- Phase 2	Total Recommended Project CF	Total Approved Encumb CF + Project CF
Police Department	2415 - Development Serv	1003210 - PRIVATE SEWER INSPECTION	(0.02)	(0.02)	-	-	-	0.00
Police Department	2415 - Development Service Fund Total		(0.02)	(0.02)	-	-	-	0.00
Police Department	2416 - Traffic Safety Fund	1000008 - DP1000 Administrative Project	-	341.73	-	-	-	341.73
Police Department	2416 - Traffic Safety Fund Total		-	341.73	-	-	-	341.73
Police Department	2912 - Federal Asset Forfeiture	1000008 - DP1000 Administrative Project	-	0.01	-	-	-	0.01
Police Department	2912 - Federal Asset Forfeiture: City Share Total		-	0.01	-	-	-	0.01
Police Department	2995 - Police Grants	1000755 - K 9 UNIT DONATIONS	6,451.31	122.02	6,451.31	-	6,451.31	6,573.33
Police Department		1000758 - CRISIS INTERVENTION TRAINING	14,475.16	3.11	14,475.16	-	14,475.16	14,478.27
Police Department		1000764 - MISC GRANT HONOR GUARD	(11,987.55)	-	(11,987.55)	-	(11,987.55)	(11,987.55)
Police Department		1000782 - IDENTITY THEFT STRIKE FORCE	(12,754.33)	-	(12,754.33)	-	(12,754.33)	(12,754.33)
Police Department	2995 - Police Grants Total		(3,815.41)	125.13	(3,815.41)	-	(3,690.28)	(3,690.28)
Police Department	3100 - Sewer Service Fun	1000921 - REHAB SNTRY SWRS SBSSIN 83 403	(7,000.64)	(8,087.12)	(7,000.64)	-	(7,000.64)	(7,000.64)
Police Department		1004810 - 3100 30244 SS SUBBASIN 85-202	-	-	-	-	-	0.00
Police Department	3100 - Sewer Service Fund Total		(15,087.76)	(8,087.12)	(7,000.64)	-	(7,000.64)	(7,000.64)
Police Department	4100 - Equipment	1000008 - DP1000 Administrative Project	-	-	-	-	-	0.00
Police Department	4100 - Equipment Total		-	-	-	-	-	0.00
Police Department	4200 - Radio / Telecomm	1000008 - DP1000 Administrative Project	-	-	-	-	-	0.00
Police Department	4200 - Radio / Telecommunications Total		-	-	-	-	-	0.00
Police Department	4400 - City Facilities	1000008 - DP1000 Administrative Project	-	-	-	-	-	0.00
Police Department	4400 - City Facilities Total		-	-	-	-	-	0.00
Police Department	5330 - Measure KK: Infr	1004014 - HSP 8 FRUITVALE AVE (149)	(5,708.55)	-	(5,708.55)	-	(5,708.55)	(5,708.55)
Police Department	5330 - Measure KK: Infrastructure and Affordable Housing Total		(5,708.55)	-	(5,708.55)	-	(5,708.55)	(5,708.55)
Police Department	5332 - Measure KK: Infr	1003203 - HSP 7 GRANT - TELEGRAPH AVE	(10,152.61)	-	(10,152.61)	-	(10,152.61)	(10,152.61)
Police Department		1003204 - HSP 7 GRANT-MARKET SAN PABLO	(2,197.24)	-	(2,197.24)	-	(2,197.24)	(2,197.24)
Police Department		1003829 - GREAT ST-PAVING RESURFACING	(185,016.97)	-	-	-	-	0.00
Police Department		1004419 - PAVEMNT REHAB 2019-2	(18,212.54)	-	(18,212.54)	-	(18,212.54)	(18,212.54)
Police Department		1004787 - LOWER PARK BLVD PROJECT	(9,036.25)	-	-	-	-	0.00
Police Department		1005369 - 2021 OAKLAND HILLS ST. REHAB	(56,384.10)	-	-	-	-	0.00
Police Department		1005442 - CW CR6SW 20-22 B	(457.14)	-	(457.14)	-	(457.14)	(457.14)
Police Department	5332 - Measure KK: Infrastructure Series 2020B-1 (Tax Exempt) Total		(281,456.85)	-	(31,019.53)	-	(31,019.53)	(31,019.53)
Police Department	5335 - Measure KK: Infr	1003233 - ATP CYCLE 2 TELEGRAPH-GRANT	(2,686.89)	-	(2,686.89)	-	(2,686.89)	(2,686.89)
Police Department		1003829 - GREAT ST-PAVING RESURFACING	(272,186.39)	-	-	-	-	0.00
Police Department		1004419 - PAVEMNT REHAB 2019-2	(7,325.42)	-	(7,325.42)	-	(7,325.42)	(7,325.42)
Police Department		1004787 - LOWER PARK BLVD PROJECT	(4,174.24)	-	-	-	-	0.00
Police Department		1004947 - OAKLAND LSR PAVING PROGRAM	(4,188.90)	-	(4,188.90)	-	(4,188.90)	(4,188.90)
Police Department		1005120 - CURB RMP & SIDEWALK RPR 2020-22	(807.04)	-	-	-	-	0.00
Police Department		1005369 - 2021 OAKLAND HILLS ST. REHAB	(4,812.22)	-	-	-	-	0.00
Police Department		1005512 - WEST OAKLAND MUR ST. PAV. 2021	(34,158.59)	-	-	-	-	0.00
Police Department		1006104 - CW PVMNT REHAB 2021B	(39,081.69)	-	(39,081.69)	-	(39,081.69)	(39,081.69)
Police Department		1006509 - 3IP 2022 LCL ST. REHAB	(27,905.88)	-	-	-	-	0.00
Police Department		1006537 - CW PVMNT REHAB 2022A	(6,764.67)	-	(6,764.67)	-	(6,764.67)	(6,764.67)
Police Department		1006572 - ATP 7TH ST & EONBR	(4,345.99)	-	(4,345.99)	-	(4,345.99)	(4,345.99)
Police Department		1006973 - 2023-24 CLISM IND.ST PVMNT REH	(80,832.24)	-	(80,832.24)	-	(80,832.24)	(80,832.24)
Police Department	5335 - Measure KK: Infrastructure Series 2022C-1 (Tax Exempt) Total		(489,270.16)	-	(145,225.80)	-	(145,225.80)	(145,225.80)
Police Department	5337 - Measure KK: Serie	1006104 - CW PVMNT REHAB 2021B	(1,309.11)	-	(1,309.11)	-	(1,309.11)	(1,309.11)
Police Department		1006338 - CW PVMNT REHAB 2022B	(15,093.50)	-	(15,093.50)	-	(15,093.50)	(15,093.50)
Police Department	5337 - Measure KK: Series 2023 GOB total		(16,402.61)	-	(16,402.61)	-	(16,402.61)	(16,402.61)
Police Department	5340 - Measure U: Infrast	1003625 - MOSSWOOD REBUILD	-	-	-	-	-	0.00
Police Department	5340 - Measure U: Infrastructure GOB Series 2023A-1 (Tax Exempt) Total		-	-	-	-	-	0.00
Police Department	7420 - State Asset Trust	1000779 - STATE ASSET TRUST	88,588.53	-	88,588.53	-	88,588.53	88,588.53
Police Department	7420 - State Asset Trust Total		88,588.53	-	88,588.53	-	88,588.53	88,588.53
Police Department	7440 - Unclaimed Cash	1000749 - UNCLAIMED CASH	104.38	104.38	-	-	104.38	104.38
Police Department	7440 - Unclaimed Cash Total		(72,162.96)	104.38	-	-	-	104.38
Police Department	7690 - Kerrison Trust for F	1000753 - KERRISON TRUST FOR POLICE	732.90	732.90	-	-	732.90	732.90
Police Department	7690 - Kerrison Trust for Police Enhancement Total		732.90	732.90	-	-	732.90	732.90
Police Department Total			11,784,571.52	3,333,111.78	9,162,441.70	219,099.89	9,381,541.29	12,714,653.07
Public Ethics Commission	1010 - General Fund: Gen	1000015 - DP650 Administrative Project	-	7,856.52	-	-	-	7,856.52
Public Ethics Commission		1000466 - PUBLIC CAMPAIGN FINANCING	77,500.00	-	77,500.00	-	77,500.00	77,500.00
Public Ethics Commission	1010 - General Fund: General Purpose Total		77,500.00	7,856.52	77,500.00	-	77,500.00	85,356.52
Public Ethics Commission	2190 - Private Grants	1007331 - Haas Jr Grant	(10,985.89)	-	(10,985.89)	-	(10,985.89)	(10,985.89)
Public Ethics Commission	2190 - Private Grants Total		(10,985.89)	-	(10,985.89)	-	(10,985.89)	(10,985.89)

DEPARTMENT NAME	Fund - Fund Desc	Proj - Proj Desc	Available P12-24	Approved Enc CF	Recommend Project CF - Phase 1	Recommended Project CF - Phase 2	Total Recommended Project CF	Total Approved (Encumb CF + Project CF)
Public Ethics Commission Total			66,514.11	7,856.52	66,514.11	-	66,514.11	74,370.63
Race and Equity Department	1010 - General Fund: Ger	1000014 - DP640 Administrative Project	-	859.35	-	-	-	859.35
Race and Equity Department		1000124 - RACE & EQUITY-FY15-17	1.38	0.28	-	-	-	0.28
Race and Equity Department		1007142 - RACIAL EQUITY STUDY	-	75,000.00	-	-	-	75,000.00
Race and Equity Department	1010 - General Fund: General Purpose Total		1.38	75,859.63				75,859.63
Race and Equity Department	2159 - State of California	1005453 - GO-BIZ GRANT	-	-	-	-	-	0.00
Race and Equity Department	2159 - State of California Other Total							0.00
Race and Equity Department	2999 - Miscellaneous Gra	1003951 - EQUITY INDCTR PRJ-CUNY GRANT	134.46	-	134.46	-	134.46	134.46
Race and Equity Department	2999 - Miscellaneous Grants Total		134.46		134.46		134.46	134.46
Race and Equity Department Total			1,026,946,401.79	243,069,583.82	613,013,795.92	301,868,578.01	914,882,373.93	1,157,951,951.75
Grand Total								

DEPARTMENT NAME	Fund - Fund Desc	Proj - Proj Desc	Available P12-24	Approved Enc CF	Recommend Project CF - Phase 1	Recommended Project CF - Phase 2	Total Recommended Project CF	Total Approved (Encumb CF + Project CF)
-----------------	------------------	------------------	------------------	-----------------	--------------------------------	----------------------------------	------------------------------	---

**FY 2024-25 Budget Amendments
City Council Authority Items**

EXHIBIT 1

Immediate Actions						
City Council Authority						
<i>Fund</i>	<i>Dept.</i>	<i>Description</i>	<i>Level of Action</i>	<i>GPF Percentage</i>	<i>Total Amount</i>	<i>GPF Amount</i>
1010	Citywide	Unrestrict Funding and Transfer Fund Balance from 1100 - Self Insurance Liability	Council	100%	(14,851,619)	(14,851,619)
1010	Citywide	Unrestrict Funding and Transfer Fund Balance from 1870 - Affordable Housing Trust Fund	Council	100%	(5,778,000)	(5,778,000)
1010	Citywide	Unrestrict Funding and Transfer Fund Balance from 1030 - Measure HH (SSBDT)	Council	100%	(2,550,000)	(2,550,000)
1010	Citywide	Unrestrict Funding and Transfer Fund Balance from 1020 - Vital Services Stabilization Fund	Council	100%	(503,000)	(503,000)
1010	EWD	Adds \$400,000 O&M for Scotlan Convention Center	Council	100%	400,000	400,000
1010	OPD	Transfer Eligible Expenditures to Measure Z FB	Council	100%	(2,489,849)	(2,489,849)
1010	EWD	Adds \$157,125 O&M for Raiders Training Facility Prop Tax	Council	100%	157,125	157,125
1011	Citywide	Transfer Fund Balance from 1011 in excess of Fiscal Emergency Declaration required reserve threshold	Council	100%	(9,622,793)	(9,622,793)
4200	Citywide	Reallocation of Fund Balance	Council	80%	(5,605,295)	(4,482,370)
City Council Authority Total					(40,843,430)	(39,720,506)

Balancing Budget Staff Report and Attachments

Final Audit Report

2024-12-06

Created:	2024-12-06 (Pacific Standard Time)
By:	Monica Davis (mdavis2@oaklandca.gov)
Status:	Signed
Transaction ID:	CBJCHBCAABAAYxhCDFtxLpLJlqPNfSmniYZjIWF85Ark

"Balancing Budget Staff Report and Attachments" History

-  Document created by Monica Davis (mdavis2@oaklandca.gov)
2024-12-06 - 11:35:30 AM PST - IP address: 209.232.103.85
-  Document emailed to Jestin Johnson (JDJohnson@oaklandca.gov) for signature
2024-12-06 - 11:37:18 AM PST
-  Email viewed by Jestin Johnson (JDJohnson@oaklandca.gov)
2024-12-06 - 11:41:43 AM PST - IP address: 209.232.103.103
-  Document e-signed by Jestin Johnson (JDJohnson@oaklandca.gov)
Signature Date: 2024-12-06 - 11:42:03 AM PST - Time Source: server - IP address: 209.232.103.103
-  Agreement completed.
2024-12-06 - 11:42:03 AM PST



City of
Oakland

Powered by
Adobe
Acrobat Sign

ATTACHMENT 2

**FY 2024-25 Tax Levy Agenda Report
& Attachment A**



AGENDA REPORT


TO: Jestin D. Johnson
City Administrator

FROM: Erin Roseman
Director of Finance

SUBJECT: Fiscal Year 2024-25 Tax Levy For
Voter Approved Indebtedness

DATE: August 1, 2024

City Administrator Approval


Jestin Johnson (Aug 5, 2024 09:18 PDT)

Date: **Aug 5, 2024**

RECOMMENDATION

Staff Recommends That The City Council Adopt A Resolution Fixing The Rate Of Property Tax And Levying A Tax On Real And Personal Property In The City Of Oakland For Fiscal Year 2024-25 For Voter-Approved Indebtedness.

EXECUTIVE SUMMARY

Adoption of the proposed resolution will permit the City of Oakland (the “City”) to collect the Fiscal Year 2024-25 (“FY24-25”) property tax revenues for the payment of the City’s voter approved outstanding general obligation (“GO”) bonds debt service and Police and Fire Retirement System (“PFRS”) obligations. The City must annually set property tax levy rates, based on the assessed valuation subject to taxation, and must inform the County of Alameda (the “County”) of these rates by August 31st for inclusion on the stated year’s property tax bill. If the estimated GO bond rates need to be adjusted to reflect the actual figures for the assessed valuation, the City Administrator or his designee will be authorized to make the necessary adjustments.

This resolution is submitted during the Summer Recess in order to calculate the property tax levy rates using FY24-25’s assessed valuation figures, which become available in early August, and meet the County’s August 31st deadline for submitting these rates for inclusion on this year’s property tax bill.

BACKGROUND / LEGISLATIVE HISTORY

The proposed resolution has been prepared pursuant to California Government Code and Article VIII, Section 802, of the Oakland City Charter, setting the FY24-25 property tax rate for voter-approved indebtedness. Article XIII A of the California Constitution (Proposition 13) precludes the adoption of a City-wide property tax rate. A County-wide one percent (1%) property tax rate is assessed by Alameda County and apportioned to cities and special districts in accordance with State law.

Mayor’s/Council Summer Recess
August 20, 2024

ANALYSIS AND POLICY ALTERNATIVES

The Citywide priority advanced by this recommended policy action meets the goal of a **responsive, trustworthy government**.

For the City’s outstanding GO bonds, the required property tax levy rates are calculated annually based on the year’s debt service obligations and assessed valuation figures.

For FY2024-25, the property tax levy rate required to fund the City’s continuing indebtedness to PFRS is 0.0705%.

For the City’s FY2024-25 voter-approved indebtedness, the rates in **Table 1** are estimated to satisfy the debt service obligations of the indicated GO bond series and indebtedness to PFRS.

Table 1: Property Tax Rates

Bond Issue		Property Tax Rates
\$128,895,000	General Obligation Refunding Bonds, Series 2015A	0.0065%
\$26,500,000	General Obligation Bonds, Series 2017C (Measure DD)	0.0016%
\$62,735,000	General Obligation Bonds, Series 2017A-1 (Measure KK)	0.0023%
\$55,120,000	General Obligation Bonds, Series 2017A-2 (Measure KK)	0.0044%
\$140,010,000	General Obligation Bonds, Series 2020B-1 (Measure KK)	0.0041%
\$44,880,000	General Obligation Bonds, Series 2020B-2 (Measure KK)	0.0048%
\$64,260,000	General Obligation Refunding Bonds, Series 2020	0.0087%
\$198,645,000	General Obligation Bonds, Series 2022C-1 (Measure KK)	0.0097%
\$32,760,000	General Obligation Bonds, Series 2023A-1 (Measure U)	0.0000%
\$68,370,000	General Obligation Bonds, Series 2023A-2 (Measure U)	0.0019%
\$52,580,000	General Obligation Bonds, Series 2023D (Measure KK)	0.0000%
	Police and Fire Retirement System obligations	0.0705%
Total Levy Rate		0.11450%

In the event of any changes to the County’s assessed valuation data, the proposed resolution allows the City Administrator or his designee to approve any necessary adjustments in the property tax levy rates for the indicated general obligation bonds prior to the County’s preparation of the tax bills. The City Council will be notified of any significant changes to the rates estimated in this report.

FISCAL IMPACT

Adoption of this proposed resolution will allow the City to levy and collect the FY24-25 property tax revenues of approximately \$37 million, which are included in the FY 2024-2025 Adopted Mid-Cycle Budget, for the payment of debt service on the City’s outstanding general obligation bonds and \$59 million for the payment of Police and Fire Retirement System obligations. The property tax rate calculations can be found in **Attachment A**.

PUBLIC OUTREACH / INTEREST

This item did not require public outreach other than the required posting on the City's website.

COORDINATION

This report was prepared by the Finance Department, and the legislation has been reviewed by the City Attorney's Office.

SUSTAINABLE OPPORTUNITIES

Economic: Essential City services that serve the public greatly rely upon revenues generated from voter-approved special tax measures.

Environmental: There are no direct environmental impacts associated with the City Council action requested in this report.

Race & Equity: To the extent authorized by the individual measure, the funding provided from tax levies can be used to support Oakland's equity goals and objectives, including programs and services to Oakland's vulnerable population and communities of color. Some voter-approved measures, other than the general obligation bond measures, provide a mechanism for the exemptions from parcel tax to qualifying low-income households, senior households, affordable housing projects and certain religious organizations and schools.

ACTION REQUESTED OF THE CITY COUNCIL

Staff Recommends That The City Council Adopt A Resolution Fixing The Rate Of Property Tax And Levying A Tax On Real And Personal Property In The City Of Oakland For Fiscal Year 2024-25 For Voter-Approved Indebtedness.

For questions regarding this report, please contact Dawn Hort, Assistant Treasury Administrator, at (510) 238-2994.

Respectfully submitted,



Erin Roseman (Aug 2, 2024 12:00 PDT)

ERIN ROSEMAN
Director of Finance
Finance Department

Reviewed by:
David Jones, Treasury Administrator
Treasury Bureau

Prepared by:
Greg Danielian, Financial Analyst
Treasury Bureau

Attachments (1)

(A) : General Obligation Bonds Levy Calculations for Fiscal Year 2024-25

Attachment A

City of Oakland General Obligation Bonds Levy Calculations for Fiscal Year 2024-25

Bond Description Fund Number	Series 2015A (Refunding) 6064	Series 2017C (Measure DD) 6322	Series 2017A-1 (Measure KK) 6330	Series 2017A-2 (Measure KK) 6331	Series 2020B-1 (Measure KK) 6332	Series 2020B-2 (Measure KK) 6333	Series 2020 (Refunding) 6334	Series 2022C-1 (Measure KK) 6335	Series 2023 A-1 (Measure U) 6340	Series 2023A-2 (Measure U) 6341	Series 2023D (Measure KK) 6337	GOB TOTAL	
Cash available for debt service as of	6/30/2024												
Cash held by Treasury	1,095,736	389,846	1,175,006	560,378	2,037,974	538,291	-938,363	7,889,491	802,483	11,203,936	1,183,846	25,938,624	
Cash held by Trustee	2,753	7,570	652	2,057	1,440	3,412	3,858	2,573	1,831,021	698	3,108,553	4,964,589	
Total cash as of	6/30/2024	1,098,489	397,416	1,175,658	562,436	2,039,414	541,704	-934,505	7,892,065	2,633,504	11,204,635	4,292,399	30,903,214
Debt service payments through	12/31/2025												
DS payments for	FY 2024-25	5,504,675	1,447,931	2,239,056	4,129,280	3,932,700	4,956,444	5,798,950	10,437,900	1,755,463	12,926,355	2,811,850	55,940,604
DS payment for	7/15/2025	1,245,588	387,966	1,119,528	501,615	1,966,350	189,006	414,622	7,144,200	877,731	1,722,419	1,405,925	16,974,949
DS payment for	12/31/2025	-	-	-	-	-	-	-	-	-	-	-	-
Bank and Bond expenses for	FY 2024-25	12,500	8,500	8,500	8,500	12,000	8,500	8,000	8,500	8,500	8,500	8,500	100,500
Total debt service through	12/31/2025	6,762,763	1,844,397	3,367,084	4,639,395	5,911,050	5,153,950	6,221,572	17,590,600	2,641,694	14,657,274	4,226,275	73,016,053
Total DS Shortfall		5,664,274	1,446,981	2,191,426	4,076,959	3,871,636	4,612,246	7,156,077	9,698,535	8,189	3,452,639	(66,124)	42,112,839
Add: Reserve of DS at	6.00%	330,281	86,876	134,343	247,757	235,962	297,387	347,937	626,274	105,328	775,581	168,711	3,356,436
Unsecured Roll (Prior Year's Rate)	FY 2023-24	(162,158)	(66,771)	(109,695)	(195,544)	(190,775)	(267,084)	(85,849)	(629,556)	(81,556)	(734,005)	(109,695)	(2,632,690)
Add: Projected delinquencies, unsecured roll at	6.48%	10,508	4,327	7,108	12,671	12,362	17,307	5,563	40,795	5,285	47,564	7,108	170,598
Less: Unitary Tax collected as of	FY 2023-24	(428,701)	(176,524)	(290,004)	(516,963)	(504,354)	(706,096)	(226,959)	(1,664,369)	(37,246)	(1,940,503)	0	(6,491,718)
Balance to be levied on tax roll		5,414,203	1,294,889	1,933,179	3,624,880	3,424,832	3,953,760	7,196,769	8,071,679	0	1,601,276	0	36,515,466
Assessed Valuation ⁽¹⁾		83,041,997,549	83,041,997,549	83,041,997,549	83,041,997,549	83,041,997,549	83,041,997,549	83,041,997,549	83,041,997,549	83,041,997,549	83,041,997,549	83,041,997,549	83,041,997,549
Secured tax rate ⁽²⁾		0.0065%	0.0016%	0.0023%	0.0044%	0.0041%	0.0048%	0.0087%	0.0097%	0.0000%	0.0019%	0.0000%	0.0440%
Prior year's secured tax rate		0.0034%	0.0014%	0.0023%	0.0041%	0.0040%	0.0056%	0.0018%	0.0132%	0.0017%	0.0154%	0.0023%	0.0552%
Variance		0.0031%	0.0002%	0.0000%	0.0003%	0.0001%	-0.0008%	0.0069%	-0.0035%	-0.0017%	-0.0135%	-0.0023%	-0.0112%
Note: Totals may not add up due to rounding.													

(1) AV is net of 1.77% in secured roll delinquencies.

(2) Expected Unitary Tax Revenue for FY 2024-25 not factored into the secured tax rate given the uncertainty of the value of receipt; it will be taken into account for FY 2025-26 tax roll once the monies from the County are received.

Delinquency Calculation

Unsecured roll (Net AV plus Homeowner's	4,769,365,621	4,769,365,621	4,769,365,621	4,769,365,621	4,769,365,621	4,769,365,621	4,769,365,621	4,769,365,621	4,769,365,621	4,769,365,621	4,769,365,621	4,769,365,621	4,769,365,621
Prior year's tax rate	0.0034%	0.0014%	0.0023%	0.0041%	0.0040%	0.0056%	0.0018%	0.0132%	0.0017%	0.0154%	0.0023%	0.0552%	
Prior year's delinquency rate, unsecured roll	162,158	66,771	109,695	195,544	190,775	267,084	85,849	629,556	81,556	734,005	109,695	2,632,690	
Projected delinquencies, unsecured roll	10,508	4,327	7,108	12,671	12,362	17,307	5,563	40,795	5,285	47,564	7,108	170,598	

ATTACHMENT 3

Resolution No. 90303 C.M.S.

APPROVED AS TO FORM AND LEGALITY


CITY ATTORNEY'S OFFICE

OAKLAND CITY COUNCIL

RESOLUTION NO. 90393 C.M.S.

**RESOLUTION FIXING THE RATE OF PROPERTY TAX AND
LEVYING A TAX ON REAL AND PERSONAL PROPERTY IN THE
CITY OF OAKLAND FOR FISCAL YEAR 2024-25 FOR VOTER-
APPROVED INDEBTEDNESS**

WHEREAS, the City of Oakland (the “City”) must annually set property tax levy rates, based on the assessed valuation subject to taxation, and must inform the County of Alameda (the “County”) of these rates by August 31st for inclusion on that year’s property tax bill; and

WHEREAS, passage of this resolution will permit the City to collect the Fiscal Year 2024-25 tax revenues for the payment of ongoing obligations and indebtedness of the City to the Police and Fire Retirement System and debt service on outstanding and certain expected City general obligation bonds, as approved by the voters of the City; and

WHEREAS, this resolution cannot be deferred for Council approval following the Council recess because the City must set the rates and inform the County by August 31st for inclusion on the year’s property tax bill, and the City calculates the property tax levy rates using Fiscal Year 2024-25’s assessed valuation figures which are published by the County annually in early August; now, therefore be it

RESOLVED: That a tax of 0.0705% is hereby fixed and levied for Fiscal Year 2024-25 on taxable property, real and personal, within the corporate limits of the City, and the tax so levied and the money arising therefrom, when collected, shall be and is hereby identified and expended to fund payment of ongoing indebtedness of the City to the Police and Fire Retirement System as approved by the voters of the City; and be it

FURTHER RESOLVED: That an estimated tax of 0.0065% is hereby fixed and levied for Fiscal Year 2024-25 on taxable property, real and personal, within the corporate limits of the City, and the tax so levied and the money arising therefrom, when collected, shall be and is hereby identified and expended for debt service payments related to the City of Oakland, General Obligation Refunding Bonds, Series 2015A, as approved by the voters of the City; and be it

FURTHER RESOLVED: That an estimated tax of 0.0016% is hereby fixed and levied for Fiscal Year 2024-25 on taxable property, real and personal, within the corporate limits of the City, and the tax so levied and the money arising therefrom, when collected, shall be and is hereby

identified and expended for debt service payments related to the City of Oakland, General Obligation Bonds, Series 2017C (Measure DD), as approved by the voters of the City; and be it

FURTHER RESOLVED: That an estimated tax of 0.0023% is hereby fixed and levied for Fiscal Year 2024-25 on taxable property, real and personal, within the corporate limits of the City, and the tax so levied and the money arising therefrom, when collected, shall be and is hereby identified and expended for debt service payments related to the City of Oakland, General Obligation Bonds, Series 2017A-1 (Measure KK), as approved by the voters of the City; and be it

FURTHER RESOLVED: That an estimated tax of 0.0044% is hereby fixed and levied for Fiscal Year 2024-25 on taxable property, real and personal, within the corporate limits of the City, and the tax so levied and the money arising therefrom, when collected, shall be and is hereby identified and expended for debt service payments related to the City of Oakland, General Obligation Bonds, Series 2017A-2 (Measure KK), as approved by the voters of the City; and be it

FURTHER RESOLVED: That an estimated tax of 0.0041% is hereby fixed and levied for Fiscal Year 2024-25 on taxable property, real and personal, within the corporate limits of the City, and the tax so levied and the money arising therefrom, when collected, shall be and is hereby identified and expended for debt service payments related to the City of Oakland, General Obligation Bonds, Series 2020B-1 (Measure KK), as approved by the voters of the City; and be it

FURTHER RESOLVED: That an estimated tax of 0.0048% is hereby fixed and levied for Fiscal Year 2024-25 on taxable property, real and personal, within the corporate limits of the City, and the tax so levied and the money arising therefrom, when collected, shall be and is hereby identified and expended for debt service payments related to the City of Oakland, General Obligation Bonds, Series 2020B-2 (Measure KK), as approved by the voters of the City; and be it

FURTHER RESOLVED: That an estimated tax of 0.0087% is hereby fixed and levied for Fiscal Year 2024-25 on taxable property, real and personal, within the corporate limits of the City of Oakland, and the tax so levied and the money arising therefrom, when collected, shall be and is hereby identified and expended for debt service payments related to the City of Oakland, General Obligation Refunding Bonds, Series 2020, as approved by the voters of the City; and be it

FURTHER RESOLVED: That an estimated tax of 0.0097% is hereby fixed and levied for Fiscal Year 2024-25 on taxable property, real and personal, within the corporate limits of the City, and the tax so levied and the money arising therefrom, when collected, shall be and is hereby identified and expended for debt service payments related to the City of Oakland, General Obligation Bonds, Series 2022C-1 (Measure KK), as approved by the voters of the City; and be it

FURTHER RESOLVED: That an estimated tax of 0.0000% is hereby fixed and levied for Fiscal Year 2024-25 on taxable property, real and personal, within the corporate limits of the City, and the tax so levied and the money arising therefrom, when collected, shall be and is hereby identified and expended for debt service payments related to the City of Oakland, General Obligation Bonds, Series 2023A-1 (Measure U), as approved by the voters of the City; and be it

FURTHER RESOLVED: That an estimated tax of 0.0019% is hereby fixed and levied for Fiscal Year 2024-25 on taxable property, real and personal, within the corporate limits of the City, and the tax so levied and the money arising therefrom, when collected, shall be and is hereby

identified and expended for debt service payments related to the City of Oakland, General Obligation Bonds, Series 2023A-2 (Measure U), as approved by the voters of the City; and be it

FURTHER RESOLVED: That an estimated tax of 0.0000% is hereby fixed and levied for Fiscal Year 2024-25 on taxable property, real and personal, within the corporate limits of the City, and the tax so levied and the money arising therefrom, when collected, shall be and is hereby identified and expended for debt service payments related to the City of Oakland, General Obligation Bonds, Series 2023D (Measure KK), as approved by the voters of the City; and be it

FURTHER RESOLVED: That if the estimated General Obligation Bond rates of 0.0065% for Series 2015A, 0.0016% for Series 2017C, 0.0023% for Series 2017A-1, 0.0044% for Series 2017A-2, 0.0041% for Series 2020B-1, 0.0048% for Series 2020B-2, 0.0087% for Series 2020, 0.0097% for Series 2022C-1, 0.0000% for Series 2023A-1, 0.0019% for Series 2023A-2, and 0.0000% for Series 2023D need to be adjusted to reflect the actual figures for the assessed valuations, the City Administrator is hereby authorized to make the necessary adjustments.

APPROVED DURING CITY COUNCIL RECESS
PURSUANT TO RESOLUTION NO. 90066
C.M.S., DATED DEC 19 2023


IN COUNCIL, OAKLAND, CALIFORNIA,

PASSED BY THE FOLLOWING VOTE:

AYES - FIFE, GALLO, JENKINS, KALB, KAPLAN, RAMACHANDRAN, REID, AND
PRESIDENT FORTUNATO BAS

NOES -
ABSENT -
ABSTENTION -

ATTEST:


ASHA REED
City Clerk and Clerk of the Council of the
City of Oakland, California

OAKLAND POLICE AND FIRE RETIREMENT BOARD

CITY OF OAKLAND, CALIFORNIA

RESOLUTION No. 8120

Approved to Form and Legality

[Signature]

ON MOTION OF MEMBER _____ SECONDED BY MEMBER _____

RESOLUTION FIXING THE MONTHLY ALLOWANCE OF ANTOINETTE CAULFIELD, SURVIVING SPOUSE OF PATRICK H. CAULFIELD; PATRICIA MATHEWS, SURVIVING SPOUSE OF ALEX R. MATHEWS; AND OUIDA E. REED, SURVIVING SPOUSE OF JAMES M. REED, RETIRED MEMBERS OF THE CITY OF OAKLAND POLICE AND FIRE RETIREMENT SYSTEM

WHEREAS, the retired members of the Police and Fire Retirement System, whose names appears in Column (1) below, died on the dates shown in Column (2) below; and

WHEREAS, the surviving spouses, whose names appears in Column (3) below, do not claim that their spouse's death was by reason of an injury received in, or illness caused by, or arising out of the performance of duty; and

WHEREAS, there is now presented to this Board, the monthly allowances shown in Column (7) below and as calculated by the Actuary in accordance with Article XXVI of the Charter of the City of Oakland; now, therefore, be it

RESOLVED: That the Police and Fire Retirement Board does hereby fix the amount shown in Column (7) as the monthly allowance that said surviving spouses shall receive beginning on the date shown in Column (4):

Table with 7 columns: (1) Name of Deceased Member, (2) Date of Death, (3) Name of Surviving Spouse, (4) Effective Date of Allowance, (5) Form of Retirement, (6) % of Compensation Attached to Avg. Rank Held, (7) Monthly Allowance. Rows include Patrick H. Caulfield, Alex R. Mathews, and James M. Reed.

IN BOARD MEETING, CITY HALL, OAKLAND, CA _____ JANUARY 29, 2025

PASSED BY THE FOLLOWING VOTE:

AYES: GODFREY, MELIA, NICHELINI, ROSEMAN, SPEAKMAN, WILKINSON, & PRESIDENT JOHNSON

NOES:

ABSTAIN:

EXCUSED:

ATTEST: _____ PRESIDENT

ATTEST: _____ SECRETARY

OAKLAND POLICE AND FIRE RETIREMENT BOARD

CITY OF OAKLAND, CALIFORNIA

RESOLUTION No. 8121

Approved to Form and Legality

[Signature]

ON MOTION OF MEMBER _____ SECONDED BY MEMBER _____

RESOLUTION APPROVING THE DEATH BENEFIT PAYMENTS AND DIRECTING A WARRANT THEREUNDER IN THE AMOUNT OF \$1,000.00 PAYABLE TO THE BENEFICIARY OF DECEASED CITY OF OAKLAND POLICE AND FIRE RETIREMENT SYSTEM MEMBERS GEORGE KASTANOS AND RAYMOND C. NICOLAI.

WHEREAS, due proof having been received in accordance with Article XXVI of the Charter of the City of Oakland of the death of the retired members of the Oakland Police or Fire Department identified in Column (1) below; and

WHEREAS, the beneficiary to whom the death benefit provided in Charter Section 2612 is payable, is the person whose name is stated in Column (2) opposite the name of the deceased retired member; and

WHEREAS, the amount of said death benefit is stated in Column (3) opposite the name of the beneficiary; now, therefore, be it

RESOLVED: That the Police and Fire Retirement System Board does hereby approve the Death Benefit payments to the persons named in Column (2); and be it

FURTHER RESOLVED: That the Director of Finance, be and is hereby directed to draw and sign a warrant for the amount in Column (3) payable to the persons whose names appear in Column (2):

Table with 3 columns: (1) Name of Deceased Member, (2) Name of Beneficiary, (3) Death Benefit Amount. Rows include George Kastanos and Raymond C. Nicolai.

IN BOARD MEETING, CITY HALL, OAKLAND, CA _____ JANUARY 29, 2025

PASSED BY THE FOLLOWING VOTE:

AYES: GODFREY, MELIA, NICHELINI, ROSEMAN, SPEAKMAN, WILKINSON, & PRESIDENT JOHNSON


NOES:

ABSTAIN:

ABSENT:

ATTEST: _____ PRESIDENT

ATTEST: _____ SECRETARY



CITY OF OAKLAND

AGENDA REPORT

TO: Oakland Police & Fire Retirement System
(PFRS) Board of Administration

FROM: David F. Jones
PFRS Plan Administrator &
Secretary

SUBJECT: PFRS Board of Administration
Agenda Pending List

DATE: January 29, 2025

	SUBJECT	MEETING DATE	STATUS
1	Status Report of the PFRS Ad Hoc Committee regarding Actuarial Funding date of July 1, 2026	01/22/2025	Ongoing

Respectfully submitted,

David F. Jones
Plan Administrator & Secretary
Oakland Police & Fire Retirement System