



CITY OF OAKLAND MUNICIPAL REGIONAL PERMIT 2019-2020 ANNUAL REPORT



September 30,
2020

NPDES Stormwater Permit #CAS612008

Prepared by: City of Oakland Public Works (OPW)
Bureau of Design and Construction
Watershed and Stormwater Management Division

City of Oakland Contributors: Planning and Building Department,
OPW Bureaus of Facilities and Environment, Infrastructure and Operations, Design and
Construction, the Oakland Fire Department, and the City Administrator's Office

CITY OF OAKLAND



250 FRANK H. OGAWA PLAZA OAKLAND, CALIFORNIA 94612-2033

Oakland Public Works

(510) 238-3961
FAX (510) 238-2233
TDD (510) 238-7644

September 30, 2020

Mr. Michael Montgomery
Executive Officer
Regional Water Quality Control Board
1515 Clay Street; Suite 1400
Oakland, CA 94612

**RE: Annual Deliverables Report (July 2019–June 2020)
Order R2-2015-0049 - NPDES Permit No. CAS612008**

Dear Mr. Montgomery,

Enclosed please find the City of Oakland's Annual Deliverables Report (Report) for the Fiscal Year 2019-2020 as required by the California Regional Water Quality Control Board, San Francisco Bay Region Municipal Regional Stormwater National Pollutant Discharge Elimination System (NPDES) Permit.

The 2020 COVID 19 health pandemic emergency has caused compliance delays in certain requirements. The specific delays, the reasons for the delays, the tasks that were and are necessary to achieve full compliance, and the estimated dates for full compliance, are further explained in the introduction and more specifically in the relevant sections of this Report.

I certify under penalty of law that these documents and all attachments were prepared under my direction or supervision in accordance with a system designed to ensure that qualified personnel properly gather and evaluate the information submitted. Based on my inquiry of the person or persons who manage the system, or those persons directly responsible for gathering the information, the information submitted is, to the best of my knowledge and belief, true, accurate, and complete. I am aware that there are significant penalties for submitting false information, including the possibility of fine and imprisonment for knowing violations.

Sincerely,

A handwritten signature in black ink, appearing to read "David Ferguson".

David Ferguson
Interim Director
Oakland Public Works Department

Table of Contents

Section	Page
Section 1 – Permittee Information and Introduction	1-1
Section 2 – Provision C.2 Municipal Operations	2-1
Section 3 – Provision C.3 New Development and Redevelopment	3-1
Section 4 – Provision C.4 Industrial and Commercial Site Controls	4-1
Section 5 – Provision C.5 Illicit Discharge Detection and Elimination	5-1
Section 6 – Provision C.6 Construction Site Controls	6-1
Section 7 – Provision C.7 Public Information and Outreach	7-1
Section 9 – Provision C.9 Pesticides Toxicity Controls	9-1
Section 10 – Provision C.10 Trash Load Reduction	10-1
Section 11 – Provision C.11 Mercury Controls	11-1
Section 12 – Provision C.12 PCBs Controls	12-1
Section 13 – Provision C.13 Copper Controls	13-1
Section 15 – Provision C.15 Exempted and Conditionally Exempted Discharges	15-1

Section 1 – Permittee Information and Introduction

Background Information					
Permittee Name:	City of Oakland				
Population:	433,697 (2020 estimate based on 2010 census data: E-1 Cities, Counties, and the State Population Estimates with Annual Percent Change — January 1, 2019 and 2020)				
NPDES Permit No.:	CAS612008				
Order Number:	R2-2015-0049				
Reporting Time Period (month/year):	July 2019 through June 2020				
Name of the Responsible Authority:	Kristin Hathaway			Title:	Watershed and Stormwater Management Division Manager
Mailing Address:	250 Frank Ogawa Plaza, Suite 4314				
City:		Zip Code:	94612	County:	Alameda
Telephone Number:	510-238-7571		Fax Number:	510-238-7227	
E-mail Address:	khathaway@oaklandnet.com				
Name of the Designated Stormwater Management Program Contact (if different from above):	Same as above			Title:	Same as above
Department:	Oakland Public Works Department – Bureau of Design and Construction – Watershed and Stormwater Management Division				
Mailing Address:	Same as above				
City:	Same as above		Zip Code:	Same as above	
Telephone Number:	Same as above		Fax Number:	Same as above	
E-mail Address:	Same as above				

Introduction

On March 29, 2020, the Alameda Countywide Clean Water Program (ACCWP) sent to the San Francisco Bay Regional Water Quality Control Board (Regional Board) a letter in response to the State Board directive of March 20, 2020 regarding compliance with Water Board requirements during the Coronavirus (COVID 19) Emergency. On April 3, 2020, the ACCWP sent the Regional Board a follow-up letter that provided more specifics in the Alameda County area on this health emergency and attached a detailed "Notification List of the MRP Activities of (ACCWP) Program Permittees

Impacted by COVID 19 Shelter in Place Directives" (Notification List). Specific permit provisions were referenced in this Notification List. The Regional Board replied to the MRP program managers with a letter dated August 18, 2020 that confirmed receipt of the Notification letters from the MRP clean water programs and was supportive of the efforts of the MRP permittees. The specific delays, the reasons for the delays, the tasks that were and are necessary to achieve full compliance, and the estimated dates for full compliance are further explained in Sections 3, 4, 5, 7, and 10 of this report.

Section 2 - Provision C.2 Reporting Municipal Operations

Program Highlights and Evaluation

Highlight/summarize activities for reporting year:

Summary:
 The City of Oakland conducted municipal operations in accordance and in compliance with the Provision C.2 Municipal Operations section of the Municipal Regional Stormwater Permit (MRP). Staffing and equipment resources remain at equivalent levels, and processes and methods for protecting water quality continue to be implemented.

City staff conducting daily municipal operations implement stormwater pollution prevention Best Management Practices (BMPs) available from the Alameda Countywide Clean Water Program (ACCWP), California Stormwater Quality Association (CASQA), Bay Area Stormwater Management Agencies Association (BASMAA), California Regional Water Quality Control Board (RWQCB), and other entities. During FY 2019-2020, City staff participated in the Municipal Maintenance/Operations Subcommittee, associated workgroups, and trainings.

See the Provision C.2 Municipal Operations section of the ACCWP FY 2019-2020 Annual Report for a description and summary of activities implemented at the countywide and/or regional level.

C.2.a. ► Street and Road Repair and Maintenance

Place a **Y** in the boxes next to activities where applicable BMPs were implemented. If not applicable, type **NA** in the box and provide an explanation in the comments section below. Place an **N** in the boxes next to activities where applicable BMPs were not implemented for one or more of these activities during the reporting fiscal year, then in the comments section below provide an explanation of when BMPs were not implemented and the corrective actions taken.

Y	Control of debris and waste materials during road and parking lot installation, repaving or repair maintenance activities from polluting stormwater
Y	Control of concrete slurry and wastewater, asphalt, pavement cutting, and other street and road maintenance materials and wastewater from discharging to storm drains from work sites.
Y	Sweeping and/or vacuuming and other dry methods to remove debris, concrete, or sediment residues from work sites upon completion of work.

Comments:
 The City's Street & Sidewalk Maintenance Division of the Oakland Department of Transportation (DOT) conducts limited work on streets and sidewalks. Operations include preventative maintenance (such as minor asphalt and pothole repairs) and minor street repairs (including street milling and placement of new asphalt on streets and sidewalks in the City). Staff implements typical stormwater BMPs such as storm drain protection and scheduling construction work to avoid rainy weather.

Street milling involves the removal of approximately 2-4 inches of the roadway surface using an asphalt grinder/milling machine. The milling

machine is a self-contained piece of equipment with a holding box that loads the ground asphalt onto a conveyer belt that transfers materials into a waiting dump truck. Work crews use a guide person to avoid spillage from and between the milling machine, conveyor belt, and truck. Additionally, a skip loader follows behind the equipment to ensure remnant pieces of asphalt are picked up. Final cleanup with a box hopper prior to placement of new asphalt includes the use of mechanical broom sweeper vehicles and manual sweeping by City staff.

C.2.b. ► Sidewalk/Plaza Maintenance and Pavement Washing

Place a **Y** in the boxes next to activities where applicable BMPs were implemented. If not applicable, type **NA** in the box and provide an explanation in the comments section below. Place an **N** in the boxes next to activities where applicable BMPs were not implemented for one or more of these activities during the reporting fiscal year, then in the comments section below provide an explanation of when BMPs were not implemented and the corrective actions taken.

Y	Control of wash water from pavement washing, mobile cleaning, pressure wash operations at parking lots, garages, trash areas, gas station fueling areas, and sidewalk and plaza cleaning activities from polluting stormwater
Y	Implementation of the BASMAA Mobile Surface Cleaner Program BMPs

Comments:

Plaza maintenance and pavement washing is conducted in the City Hall Plaza located at Frank Ogawa Plaza in Oakland, California.

Staff is trained to pressure wash materials toward the permeable pavement located in the plaza so that wash water will infiltrate into the substrate. Use of soaps and/or sanitizers is minimized to eliminate potential impacts to water quality. If wash waters containing soaps, sanitizers and/or sediment/particulate matter are generated in plaza maintenance and pavement washing activities, they are vacuumed up using an on-site mini-street sweeper and disposed of in nearby sanitary sewer manholes. These operations are conducted routinely monthly and as needed.

City staff that conduct sidewalk/plaza maintenance and pavement washing receive both an initial training and continuous on-the-job training.

Bi-weekly safety meetings are also conducted with staff. These tailgate meetings may include discussions regarding stormwater issues that have arisen on the job or from complaints.

C.2.c. ► Bridge and Structure Maintenance and Graffiti Removal

Place a **Y** in the boxes next to activities where applicable BMPs were implemented. If not applicable, type **NA** in the box and provide an explanation in the comments section below. Place an **N** in the boxes next to activities where applicable BMPs were not implemented for one or more of these activities during the reporting fiscal year, then in the comments section below provide an explanation of when BMPs were not implemented and the corrective actions taken.

Y	Control of discharges from bridge and structural maintenance activities directly over water or into storm drains
Y	Control of discharges from graffiti removal activities
Y	Proper disposal for wastes generated from bridge and structure maintenance and graffiti removal activities
Y	Implementation of the BASMAA Mobile Surface Cleaner Program BMPs for graffiti removal
Y	Employee training on proper capture and disposal methods for wastes generated from bridge and structural maintenance and graffiti removal activities.
Y	Contract specifications requiring proper capture and disposal methods for wastes generated from bridge and structural maintenance and graffiti removal activities.

Comments:

City staff does not conduct bridge and/or structural maintenance activities directly over a water body. City staff may conduct work on portions of a bridge (such as abutments) that fall within the City's jurisdiction from adjacent accessible on-land areas. BMPs are implemented to ensure there are no water quality impacts to nearby storm drain inlets as a result of the work.

If there is a need to conduct bridge and/or maintenance activities over a water body, the work is contracted out, and the implementation of BMPs is required in contractual language, the scope of work, and project specifications to avoid impacts to the water body.

Staff in the City's OPW Department – Keep Oakland Clean and Beautiful (KOCB), Graffiti Abatement, use the following methods to abate graffiti:

1. Paint over (spray on or roll over)
2. Chemical removal of graffiti (wipe on)

If needed, power washing with a pressure washer is used to remove graffiti from structures. The City has two reclamation units that are used as BMPs during pressure washing activities.

Many structures such as electrical boxes, signs, and bridge structures located within the Oakland boundaries may not be City property or responsibility. Some structures belong to utility companies, such as East Bay Municipal Utility District (EBMUD), Pacific Gas and Electric (PG&E), etc., and the bridge structures may fall under the responsibilities of the California Department of Transportation (CalTrans). These cases are referred by City staff to the responsible agency for response.

C.2.e. ► Rural Public Works Construction and Maintenance			
Does your municipality own/maintain rural ¹ roads:		<input type="checkbox"/>	Yes
		<input checked="" type="checkbox"/>	No
If your answer is No then skip to C.2.f.			
Place a Y in the boxes next to activities where applicable BMPs were implemented. If not applicable, type NA in the box and provide an explanation in the comments section below. Place an N in the boxes next to activities where applicable BMPs were not implemented for one or more of these activities during the reporting fiscal year, then in the comments section below provide an explanation of when BMPs were not implemented and the corrective actions taken.			
<input type="checkbox"/>	Control of road-related erosion and sediment transport from road design, construction, maintenance, and repairs in rural areas		
<input type="checkbox"/>	Identification and prioritization of rural road maintenance based on soil erosion potential, slope steepness, and stream habitat resources		
<input type="checkbox"/>	No impact to creek functions including migratory fish passage during construction of roads and culverts		
<input type="checkbox"/>	Inspection of rural roads for structural integrity and prevention of impact on water quality		
<input type="checkbox"/>	Maintenance of rural roads adjacent to streams and riparian habitat to reduce erosion, replace damaging shotgun culverts and excessive erosion		
<input type="checkbox"/>	Re-grading of unpaved rural roads to slope outward where consistent with road engineering safety standards, and installation of water bars as appropriate		
<input type="checkbox"/>	Inclusion of measures to reduce erosion, provide fish passage, and maintain natural stream geomorphology when replacing culverts or design of new culverts or bridge crossings		
Comments including listing increased maintenance in priority areas:			

¹Rural means any watershed or portion thereof that is developed with large lot home-sites, such as one acre or larger, or with primarily agricultural, grazing or open space uses.

C.2.f. ► Corporation Yard BMP Implementation				
Place an X in the boxes below that apply to your corporations yard(s):				
<input type="checkbox"/>	We do not have a corporation yard			
<input type="checkbox"/>	Our corporation yard is a filed NOI facility and regulated by the California State Industrial Stormwater NPDES General Permit			
<input checked="" type="checkbox"/>	We have a Stormwater Pollution Prevention Plan (SWPPP) for the Corporation Yard(s)			
Place an X in the boxes below next to implemented SWPPP BMPs to indicate that these BMPs were implemented in applicable instances. If not applicable, type NA in the box. If one or more of the BMPs were not adequately implemented during the reporting fiscal year then indicate so and explain in the comments section below:				
<input checked="" type="checkbox"/>	Control of pollutant discharges to storm drains such as wash waters from cleaning vehicles and equipment			
<input checked="" type="checkbox"/>	Routine inspection prior to the rainy seasons of corporation yard(s) to ensure non-stormwater discharges have not entered the storm drain system			
<input checked="" type="checkbox"/>	Containment of all vehicle and equipment wash areas through plumbing to sanitary or another collection method			
<input checked="" type="checkbox"/>	Use of dry cleanup methods when cleaning debris and spills from corporation yard(s) or collection of all wash water and disposing of wash water to sanitary or other location where it does not impact surface or groundwater when wet cleanup methods are used			
<input checked="" type="checkbox"/>	Cover and/or berm outdoor storage areas containing waste pollutants			
Comments:				
If you have a corporation yard(s) that is not an NOI facility, complete the following table for inspection results for your corporation yard(s) or attach a summary including the following information:				
Corporation Yard Name	Corp Yard Activities w/ site-specific SWPPP BMPs	Inspection Date	Inspection Findings/Results	Date and Description of Follow-up and/or Corrective Actions
7101 Edgewater Boulevard Municipal Service Center (MSC)	<ul style="list-style-type: none"> • General Housekeeping • Fuel Dispensing • Outdoor Material Storage • Outdoor Waste/Recycling Storage • Municipal Vehicle/Heavy Equipment Parking • Employee Parking 	9/27/2019, 12/18/2019, and 6/22/2020	BMPS mostly implemented effectively (except for findings noted below). Storage areas are clean and in good condition. Minor to moderate amounts of plastic and paper were observed in some locations, especially along the fence line. Some of this debris likely originated from outside the facility. Three minor motor oil spills (less than approximately 0.25 gal) were observed in	General housekeeping and spot clean up was conducted approximately 1 week after inspection. Continue to use street sweepers on a regular basis to collect miscellaneous debris. Oil absorbent was swept up and properly disposed of on the day of initial

Corporation Yard Name	Corp Yard Activities w/ site-specific SWPPP BMPs	Inspection Date	Inspection Findings/Results	Date and Description of Follow-up and/or Corrective Actions
			the heavy equipment parking lot. Absorbent was properly placed on these spills, but was not subsequently collected and properly disposed of.	inspection.
5050 Coliseum Way	<ul style="list-style-type: none"> • General Housekeeping • Vehicle/Equipment Washing • Vehicle/Equipment Maintenance & Repair • Outdoor Material Storage • Outdoor Waste/Recycling storage • Municipal Vehicle/Heavy Equipment Parking • Employee Parking 	9/27/2019, 12/18/2019, and 6/22/2020	<p>BMPS mostly implemented effectively (except for findings noted below).</p> <p>Moderate amounts of debris have still been observed along the back fence line. As with previous years' inspections much of that debris appears to be associated with the adjacent railroad tracks.</p> <p>One of the used oil (hazardous waste) containment enclosures sliding door covers is damaged. Although it still functions, it is difficult to open and close.</p>	<p>General housekeeping and clean up along the fence line were conducted approximately 1 week after the September inspection. The 5050 Coliseum Way corporation yard has continued to run street sweepers through the facility; it is now done at least 2 times a day.</p> <p>A new used oil containment unit has been ordered.</p>
Shepherd Canyon	<ul style="list-style-type: none"> • General Housekeeping • Vehicle/Equipment Maintenance & Repair • Outdoor Material Storage • Outdoor Green Waste Storage • Municipal Vehicle/Heavy Equipment Parking • Employee Parking 	9/27/2019, 1/7/2020, and 6/25/2020	<p>BMPS implemented effectively and site in good condition.</p> <p>Note: Although not an immediate concern or violation, the asphalt on the entrance to the facility and next to the two ASTs has numerous cracks and is in generally poor condition.</p> <p>A very minor (approximately 6-inch diameter) diesel stain was observed near the ASTs. It appeared that it had been addressed adequately and this staining was only residual.</p>	<p>No corrective actions needed and the staff was instructed to continue with their effective management of the yard.</p> <p>At some point in the future the asphalt should either be replaced or repaired.</p>

Section 3 - Provision C.3 Reporting New Development and Redevelopment

C.3.b.iv.(2) ► Regulated Projects Reporting

Fill in attached table **C.3.b.iv.(2)** or attach your own table including the same information.
 See table **C.3.b.iv.(2)** in this Section C.3 of the report (below)

C.3.e.iv. ► Alternative or In-Lieu Compliance with Provision C.3.c.

Is your agency choosing to require 100% LID treatment onsite for all Regulated Projects and not allow alternative compliance under Provision C.3.e.?	<input type="checkbox"/>	Yes	<input checked="" type="checkbox"/>	No
Comments (optional):				

C.3.e.v ► Special Projects Reporting

1. In FY 2019-20, has your agency received, but not yet granted final discretionary approval of, a development permit application for a project that has been identified as a potential Special Project based on criteria listed in MRP Provision C.3.e.ii(2) for any of the three categories of Special Projects (Categories A, B or C)?	<input checked="" type="checkbox"/>	Yes	<input type="checkbox"/>	No
2. In FY 2019-20, has your agency granted final discretionary approval to a Special Project? If yes, include the project in both the C.3.b.iv.(2) Table, and the C.3.e.v. Table.	<input checked="" type="checkbox"/>	Yes	<input type="checkbox"/>	No
If you answered "Yes" to either question, <ol style="list-style-type: none"> 1) Complete Table C.3.e.v. 2) Attach narrative discussion of 100% LID Feasibility or Infeasibility for each project. <p>See Table C.3.e.v. and narrative discussion below. Each Special Project is included in Table C.3.b.iv.(2) below as well.</p>				

C.3.h.v.(2) ► Reporting Newly Installed Stormwater Treatment Systems and HM Controls (Optional)

On an annual basis, before the wet season, provide a list of newly installed (installed within the reporting year) stormwater treatment systems and HM controls to the local mosquito and vector control agency and the Water Board. The list shall include the facility locations and a description of the stormwater treatment measures and HM controls installed.

See attached Table C.3.h.v.(2) for list of newly installed Stormwater Treatment Systems/HM Controls.

C.3.h.v.(3)(a) –(c) and (f) ► Installed Stormwater Treatment Systems Operation and Maintenance Verification Inspection Program Reporting – Private Projects

Site Inspections Data	Number/Percentage
Total number of Regulated Projects (including offsite projects, and Regional Projects) in your agency's database or tabular format at the end of the previous fiscal year (FY18-19)	82
Total number of Regulated Projects (including offsite projects, and Regional Projects) in your agency's database or tabular format at the end of the reporting period (FY 19-20)	103
Total number of Regulated Projects (including offsite projects, and Regional Projects) for which O&M verification inspections were conducted during the reporting period (FY 19-20)	8
Percentage of the total number of Regulated Projects (including offsite projects, and Regional Projects) inspected during the reporting period (FY 19-20)	10% ²

² Based on the number of Regulated Projects in the database or tabular format at the end of the previous fiscal year, per MRP Provision C.3.h.ii.(6)(b).

C.3.h.v.(3)(a) –(c) and (f) ► Installed Stormwater Treatment Systems Operation and Maintenance Verification Inspection Program Reporting – Public Projects

Site Inspections Data	Number/Percentage
Total number of Regulated Projects (including offsite projects, and Regional Projects) in your agency's database or tabular format at the end of the previous fiscal year (FY18-19)	8
Total number of Regulated Projects (including offsite projects, and Regional Projects) in your agency's database or tabular format at the end of the reporting period (FY 19-20)	8
Total number of Regulated Projects (including offsite projects, and Regional Projects) for which O&M verification inspections were conducted during the reporting period (FY 19-20)	2
Percentage of the total number of Regulated Projects (including offsite projects, and Regional Projects) inspected during the reporting period (FY 19-20)	20% ³

C.3.h.v.(3)(d)-(e) ► Installed Stormwater Treatment Systems Operation and Maintenance Verification Inspection Program Reporting

Provide a discussion of the inspection findings for the year and any common problems encountered with various types of treatment systems and/or HM controls. This discussion should include a general comparison to the inspection findings from the previous year.
<p>Summary:</p> <p>Private Projects: No major problems were encountered with the treatment systems that we inspected. The main maintenance issue we encountered during inspections was trash and debris. Most, if not all C-3 planters and flow through planters are in good shape/ like new. Bioretention area is in good condition with no issues. We did not identify any major differences when compared to inspections conducted in FY 2018-2019.</p> <p>Public Projects: In FY 2019-2020, the City verified operations and maintenance of installed bioretention facilities at the Rainbow Recreation Center and at the Oakland Army Base City Public Infrastructure Regulated Project. The Rainbow Recreation Center project was completed in May 2019, and the City's Plant Establishment Contractor is maintaining these facilities through May 28, 2021. City Parks Maintenance staff verified that proper maintenance was performed according to the project's O&M Plan, titled <i>Maintenance Notification Regarding O&M of Stormwater Treatment Measures</i>. The main problem encountered at the City's Regulated Projects is the frequency with which trash must be</p>

³ Based on the number of Regulated Projects in the database or tabular format at the end of the previous fiscal year, per MRP Provision C.3.h.ii.(6)(b).

removed.

At the Oakland Army Base City Infrastructure Public Regulated Project, completed in July 2019, the City hired a landscape maintenance contractor to maintain the 29 bioretention areas. A separate contractor was hired to conduct O&M verification inspections of these facilities. In FY 2019-2020, O&M verification inspections identified trash accumulation and illegal dumping as an ongoing issue at the facilities. Inspections also found that all 29 facilities require mulch replacement and vegetation maintenance. At 19 of the facilities, other maintenance activities are recommended, such as clearing outlet drains, repositioning rocks around inlets, adjusting soil levels, and/or clearing sediment from inlets. The City's landscape maintenance contractor will address all issues by October 1, 2020, including trash removal. The City's efforts to address littering and illegal dumping throughout the City are described in Section C.10 of this report.

Provide a discussion of the effectiveness of the O&M Program and any proposed changes to improve the O&M Program (e.g., changes in prioritization plan or frequency of O&M inspections, other changes to improve effectiveness program).

Summary:

Private Projects: Amid the COVID-19 pandemic, reduced staffing due to an extended medical leave, and the unprecedented boom in construction, we managed to conduct at minimum 10% C3 inspections during FY 2019-2020. We have revised our scheduling procedure to ensure a higher percentage of inspections for the next fiscal year.

Public Projects: At four of the eight public Regulated Projects, Parks Maintenance staff maintain the City's landscaped stormwater treatment facilities by routinely removing litter and maintaining facility drainage to ensure proper water flow. In FY 2019-2020, the City's plant establishment landscape contractors maintained the remaining four Public Regulated Projects. Maintenance is performed by landscape contractors before payment is authorized by the City. The main maintenance issue encountered in FY 2019-2020 was trash accumulation. Plant health at all public Regulated Projects is maintained without the use of chemical fertilizers or herbicides.

At one site, the 12th St. Bridge Replacement Project at Peralta Park, the vegetated stormwater treatment basins were not maintained by Park Maintenance staff due to the ongoing presence of homeless encampments in the park. Park Maintenance staff cannot enter these areas because of the potential presence of human waste and hypodermic needles. The City has conducted multiple homeless encampment closures and clean-ups in the park, and in FY 2018-2019 the City hired a biohazard clean-up contractor to remove human waste and needles from the stormwater treatment basins in the park. Oakland Public Works is working closely with the Emergency Homelessness Task Force to identify a long term solution to prevent encampments from impacting the stormwater treatment facilities, the marsh, and Lake Merritt Channel.

The City is still planning to incorporate public stormwater treatment facilities into the City's asset management system, Cityworks, to help track and schedule maintenance and O&M verification inspections in the future.

C.3.i. ► Required Site Design Measures for Small Projects and Detached Single Family Home Projects

On an annual basis, discuss the implementation of the requirements of Provision C.3.i, including ordinance revisions, permit conditions, development of standard specifications and/or guidance materials, and staff training.

Summary:

BASMAA prepared standard specifications in four fact sheets regarding the site design measures listed in Provision C.3.i, as a resource for Permittees. We have modified local ordinances/policies/procedures and forms/checklists to require all applicable projects approved after December 1, 2012 to implement at least one of the site design measures listed in Provision C.3.i. We are using the following Program and BASMAA products for C.3.i implementation:

- BASMAA's site design fact sheets
- The Alameda Countywide Clean Water Program (ACCWP) C.3 Technical Guidance Manual Appendix L

C.3.j.i.(5)(d) ► Green Infrastructure Outreach

On an annual basis, provide a summary of your agency's outreach and education efforts pertaining to Green Infrastructure planning and implementation.

Summary:

Please refer to the Countywide Program's FY 2019-2020 Annual Report for a summary of outreach efforts implemented at the Countywide level.

Locally the City of Oakland has conducted the following outreach and education activities pertaining to Green Infrastructure planning and implementation:

1. Oakland Public Works (OPW) Watershed Divisions staff communicated via email with OPW and Department of Transportation Capital Improvement Program (CIP) project management staff to review MRP Provision C.3.j. Green Infrastructure requirements and to coordinate "No Missed Opportunities" reporting. This communication provides an opportunity for project managers to ask technical, design, and regulatory questions about green stormwater infrastructure (GSI) and reminds project managers to evaluate GSI potential at the earliest stages of CIP project planning.
2. The OPW Watershed Division is participating in the City's efforts to develop the Oakland Urban Forest Master Plan (UFMP). This plan will provide vision and direction for managing our city's urban forest over the next 50 years. The Watersheds Division's role is to coordinate urban forestry goals with GSI opportunities. Watersheds Division staff attended two UFMP planning meetings in FY 2019-2020 and has provided technical information supporting the use of trees in public bioretention facilities and is encouraging the City to experiment with installing street trees that are designed to collect roadway runoff.
3. Watershed staff has participated in the BASMAA Green Infrastructure Regional Roundtable Task Team from July 2016 to present. Staff helped to organize the second key meeting of the BASMAA Regional Roundtable on green infrastructure and sustainable streets on September 19, 2017. Like the initial event held in FY 2016-2017, the Roundtable brought together funding and regulatory agencies from the transportation, air, water, and climate change mitigation and adaptation sectors to address common funding obstacles to including green infrastructure in "active transportation" or Complete Streets projects. Staff continues to participate in and contribute to the ongoing Regional Roundtable effort. In FY

2018-2019, staff provided information on how City of Oakland project managers have applied transportation funding to the green stormwater infrastructure elements of three CIP projects. This information will be used to create guidance for Bay Area municipalities. In FY 2019-2020, the City tracked and benefitted from BASMAA's efforts develop fact sheets that clarify eligibility for sustainable streets in three transportation funding programs: Caltrans Active Transportation Program (ATP), Metropolitan Transportation Commission's (MTC) One Bay Area Grant Program (OBAG), and Senate Bill 1 (Beall, 2017) Road Maintenance and Rehabilitation Program (RMRP). On December 20, 2019, BASMAA sent a memo to Caltrans and MTC to request participation in this effort. This effort is part of the ongoing work of the Regional Roundtable.

4. In FY 2019-2020, minor changes were made to the City's green infrastructure resources website: <https://www.oaklandca.gov/resources/green-streets-raingardens>. Annually the City will update this webpage as needed to improve GSI outreach.

5. In FY 2019-2020, the Oakland Department of Transportation's Great Streets Division invited the OPW Watershed Division to participate on the Grand Avenue Mobility Plan Technical Advisory Committee (TAC). The [Grand Avenue Mobility Plan](#) will collaborate with AC Transit, community-based organizations, and Oaklanders along the corridor to conceptualize an implementable plan that will enhance transit service and improve traffic safety on this high injury corridor without impeding goods movement. The extent of the corridor study spans from Mandela Parkway to MacArthur Boulevard. The TAC will begin meeting in September 2020 to review existing conditions along the corridor, and results of ongoing public engagement efforts to build a vibrant, sustainable, and safe-for-all vision for Grand Ave. The Watershed Division role will be to promote the inclusion of green stormwater infrastructure (GSI) and to provide GSI technical, design, and benefits expertise.

6. The San Francisco Estuary Institute submitted a successful grant application to the Environmental Protection Agency's San Francisco Bay Water Quality Improvement Fund (SFBWQIF) and invited the City to join as a project partner. The project to be funded by EPA, titled "Next Generation Urban Greening: Integrating Water Quality, Biodiversity and Resilience", will endeavor to help cities achieve more benefits through green infrastructure. The project will "develop, disseminate, and implement new information and tools that municipalities, regulators, NGOs, and other stakeholders need to simultaneously improve water quality (including capture of microplastics), flood risk reduction, habitat, and resiliency." The project tools will assist the City to update and implement the City's Green Stormwater Infrastructure Plan, with the goal of improved environmental outcomes.

C.3.j.ii.(2) ► Early Implementation of Green Infrastructure Projects

On an annual basis, submit a list of green infrastructure projects, public and private, that are already planned for implementation during the permit term and infrastructure projects planned for implementation during the permit term that have potential for green infrastructure measures. Include the following information:

- A summary of planning or implementation status for each public and private green infrastructure project that is not also a Regulated Project as defined in Provision C.3.b.ii (see C.3.j.ii.(2) Table B - Planned Green Infrastructure Projects).
- A summary of how each public infrastructure project with green infrastructure potential will include green infrastructure measures to the maximum extent practicable during the permit term. For any public infrastructure project where implementation of green infrastructure measures is not practicable, submit a brief description of the project and the reasons green infrastructure measures were impracticable to implement (see C.3.j.ii.(2) Table A - Public Projects Reviewed for Green Infrastructure).

Background Information:

Describe how this provision is being implemented by your agency, including the process used by your agency to identify projects with potential for green infrastructure, if applicable.

Locally Oakland is following the guidance developed by BASMAA and the ACCWP Green Infrastructure Work Group for identifying, reviewing, and tracking potential green infrastructure projects and the potential for green infrastructure in public projects. OPW Watershed and Stormwater Management Division (Watersheds) staff continued to conduct outreach to all project management staff as well as division managers on the MRP Provision C.3.j. requirements. In FY 2019-2020, Watersheds staff continued to streamline and tailor guidance used by project management staff to evaluate green stormwater infrastructure potential and to design and incorporate green infrastructure where practicable.

Summary of Planning or Implementation Status of Identified Projects:

See **Attachment C.3.1**, Public Projects Reviewed for Green Stormwater Infrastructure and Planned and/or Completed Green Stormwater Infrastructure Projects (C.3.j.ii.(2) Tables A and B), for the required information. The table in Attachment C.3.2 includes the information reported in C.3.j.ii.(2) Tables A and B in prior years. The City is using the table presented in Attachment C.3.1 to track public infrastructure projects reviewed for green stormwater infrastructure potential.

C.3.j.iii.(2) and (3) ▶ Participate in Processes to Promote Green Infrastructure

On an annual basis, report on the goals and outcomes during the reporting year of work undertaken to participate in processes to promote green infrastructure.

Please refer to Countywide Program's FY 2019-2020 Annual Report for a summary of efforts conducted to help regional, State, and federal agencies plan, design, and fund incorporation of green infrastructure measures into local infrastructure projects, including transportation projects. Also, please refer to answers provided above under **C.3.j.i.(5)(d) ▶ Green Infrastructure Outreach**.

C.3.j.iv.(2) and (3) ▶ Tracking and Reporting Progress

On an annual basis, report progress on development and implementation of methods to track and report implementation of green infrastructure measures and provide reasonable assurance that wasteload allocations for TMDLs are being met.

Please refer to the Countywide Program's FY 2019-2020 Annual Report for a summary of methods being developed to track and report implementation of green infrastructure measures.

C.3.b.iv.(2) ► Regulated Projects Reporting Table (part 1) – Projects Approved During the Fiscal Year Reporting Period

Project Name Project No.	Project Location ⁴ , Street Address	Name of Developer	Project Phase No. ⁵	Project Type & Description ⁶	Project Watershed ⁷	Total Site Area (Acres)	Total Area of Land Disturbed (Acres)	Total New Impervious Surface Area (ft ²) ⁸	Total Replaced Impervious Surface Area (ft ²) ⁹	Total Pre- Project Impervious Surface Area ¹⁰ (ft ²)	Total Post- Project Impervious Surface Area ¹¹ (ft ²)
Private Projects											
3801 MLK	3801 MLK Jr. Way	HKIT Architects	N/A	6-story mixed use building with 2,052 square feet of ground-floor retail spaces and; 77 affordable apartment units	West Oakland	.49	.49	16,315	4,076	4,076	20,391
2400 Filbert	2400 Filbert Street	TNP Real Estate Investments	N/A	Conversion of warehouse to 10 live/work spaces and construction of a 5-story building with 77 units	West Oakland	1.43	1.43	0	62,773	62,773	62,773
West Grand and Brush	2201 Brush Street	EBALDC	N/A	6-story mixed-use development comprising 59 affordable residential units and ground floor retail	West Oakland	.406	.406	16,415	1274	17,689	17,689
300 Lakeside	300 Lakeside Drive	SWIG Co.	Master Plan of 2 Phases	Proposal for two development scenarios: 1: Two new office towers totaling approximately 1.35 million square feet over ground level retail. 2: A 865,000 square feet office tower and a 580 unit residential tower	Oakland Estuary	1.89	1.89	21,853	55,112	56,986	76,965

⁴Include cross streets

⁵If a project is being constructed in phases, indicate the phase number and use a separate row entry for each phase. If not, enter "NA".

⁶Project Type is the type of development (i.e., new and/or redevelopment). Example descriptions of development are: 5-story office building, residential with 160 single-family homes with five 4-story buildings to contain 200 condominiums, 100 unit 2-story shopping mall, mixed use retail and residential development (apartments), industrial warehouse.

⁷State the watershed(s) in which the Regulated Project is located. Downstream watershed(s) may be included, but this is optional.

⁸All impervious surfaces added to any area of the site that was previously existing pervious surface.

⁹All impervious surfaces added to any area of the site that was previously existing impervious surface.

¹⁰For redevelopment projects, state the pre-project impervious surface area.

¹¹For redevelopment projects, state the post-project impervious surface area.

C.3.b.iv.(2) ► Regulated Projects Reporting Table (part 1) – Projects Approved During the Fiscal Year Reporting Period

Project Name Project No.	Project Location ⁴ , Street Address	Name of Developer	Project Phase No. ⁵	Project Type & Description ⁶	Project Watershed ⁷	Total Site Area (Acres)	Total Area of Land Disturbed (Acres)	Total New Impervious Surface Area (ft ²) ⁸	Total Replaced Impervious Surface Area (ft ²) ⁹	Total Pre- Project Impervious Surface Area ¹⁰ (ft ²)	Total Post- Project Impervious Surface Area ¹¹ (ft ²)
88 Grand	88 Grand Avenue	80 Grand MC, LLC	N/A	35-story building with ground floor retail and 275 residential units	Oakland Estuary	.241	.241	0	10,477	10,477	10,477
2805 Park	2805 Park Street	Winder Gibson Architect	N/A	6-story building with 20 residential units	Oakland Estuary	.28	.28	11,554	36	36	11,590
West Oakland Bart Master Plan	1451 7 th Street	Strategic Urban Development Alliance	Master Plan of 3 phases with sub phases	762 residential units, 382,460 square feet of office space, and up to 75,000 square feet of retail in two 8-10 story buildings, a 32-story high-rise building and potential retail under the BART tracks, and public plazas.	Oakland Estuary	5.58	5.58	25,135	177,410	212,865	202,545
1750 Broadway	1750 Broadway	Rubicon Point Partners	N/A	36-story mixed use building with 307 residential units and 5,000 sf of ground floor commercial	Oakland Estuary	.72	.72	29,658	0	29,658	29,658
Blossom House	9869 MacArthur Boulevard	City Ventures	N/A	29, 3-story townhomes	Elmhurst Creek	.91	.91	27,245	9,582	9,582	36,827
A-1 Self Storage Coliseum	4356 Coliseum Way	Caster Group	N/A	5-story 123,158 sf self-storage facility with surface parking, dock	San Leandro	.8	.8	29,329	0	29,320	29,320
Oakland Civic Center	10 10 th Street	Orton Development	N/A	Building and site rehabilitation and alterations for the existing Oakland Civic Auditorium (Henry J Kaiser).	Oakland Estuary	5.23	1.66	51,974	42,712	194,358	44,114
11880 Skyline	11880 Skyline Boulevard	Maracor Development	N/A	3-story mixed-use building with 20 residential units and 2,992 sf of ground floor commercial	San Leandro Creek	.48	.479	1,539	17,844	17,844	19,383

C.3.b.iv.(2) ► Regulated Projects Reporting Table (part 1) – Projects Approved During the Fiscal Year Reporting Period

Project Name Project No.	Project Location ⁴ , Street Address	Name of Developer	Project Phase No. ⁵	Project Type & Description ⁶	Project Watershed ⁷	Total Site Area (Acres)	Total Area of Land Disturbed (Acres)	Total New Impervious Surface Area (ft ²) ⁸	Total Replaced Impervious Surface Area (ft ²) ⁹	Total Pre- Project Impervious Surface Area ¹⁰ (ft ²)	Total Post- Project Impervious Surface Area ¹¹ (ft ²)
905 72 nd Ave	905 72 nd Avenue	RDC	N/A	5-story building with 59 affordable units	Arroyo Viejo	.46	.46	3,634	12,504	12,504	16,138
R&A Trucking	1100 77 th Avenue	Aliquot Assoc.	N/A	38,825 square-foot warehouse building	Elmhurst Creek	7.79	1.62	4,356	50,094	328,442	332,798
500 Kirkham	500 Kirkham Street	500 Kirkham, LLC	Master Plan for 3 phases, reporting includes all 3	Master Plan for: 9 story residential and ground-floor commercial mid rise, 32-story high-rise residential and commercial high-rise with a 59-space parking garage with 1,032 residential units and commercial	Oakland Estuary	3.15	3.15	142,465	33,645	149,208	142,465
Kingdom Hall of Jehovah's Witnesses	1057 98th Avenue	Takami Group	N/A	Re-build a new 3,696 sf. church and parking lot	Elmhurst Creek	.59	.52	0	22,686	22,686	19,152
Joshua 1:8 Holdings LLC	725 Independent Road	Hovel Babikian	N/A	1-story 22,800 sf recycling center facility and parking	San Leandro Bay	1.10	1.10	44,678	48,000	48,000	44,678
Central Gateway	189 Burma Road	Prologis	N/A	71,5000 sf industrial warehouse and surface parking	Oakland Estuary	14.5	580,400	0	54,600	635,000	600,100
GE Site*	5441 International Boulevard	GE	N/A	Proposal to demolish the existing industrial buildings on the project site, which are historic resources, due to contamination of hazardous materials from prior industrial activities. The replacement project would include a new 534,547 sf warehousing facility including accessory office space.	Peralta Creek	23.2	23.2	768,988	434,031	851,313	768,988

C.3.b.iv.(2) ► Regulated Projects Reporting Table (part 1) – Projects Approved During the Fiscal Year Reporting Period

Project Name Project No.	Project Location ⁴ , Street Address	Name of Developer	Project Phase No. ⁵	Project Type & Description ⁶	Project Watershed ⁷	Total Site Area (Acres)	Total Area of Land Disturbed (Acres)	Total New Impervious Surface Area (ft ²) ⁸	Total Replaced Impervious Surface Area (ft ²) ⁹	Total Pre- Project Impervious Surface Area ¹⁰ (ft ²)	Total Post- Project Impervious Surface Area ¹¹ (ft ²)
Lake House Commons	101 E. 12th Street; E. 12th Street and Lake Merritt	Urban Core Development	N/A	Mixed-use project with 2 buildings with one building 26-story 270 units and one 7- story 91 units and enclosed parking	Oakland Estuary	.92	.92	40,270	0	0	40,270
City of Oakland Public Projects**											

Comments:
 *For the 5441 International GE Project - staff is still in discussions with the Water Board, California Department of Toxic Substances Control, and the EPA regarding the contamination on site and compliance with MRP Provision C.3.c. Low Impact Development (LID), the federal Toxic Substances Control Act (TSCA).
 ** No City of Oakland Public Regulated Projects were approved by Planning in FY 2019-2020.

**C.3.b.iv.(2) ► Regulated Projects Reporting Table (part 2) –
 Projects Approved During the Fiscal Year Reporting Period
 (private projects)**

Project Name Project No.	Application Deemed Complete Date ¹²	Application Final Approval Date ¹³	Source Control Measures ¹⁴	Site Design Measures ¹⁵	Treatment Systems Approved ¹⁶	Type of Operation & Maintenance Responsibility Mechanism ¹⁷	Hydraulic Sizing Criteria ¹⁸	Alternative Compliance Measures ^{19/20}	Alternative Certification ²¹	HM Controls ^{22/23}
Private Projects										
3801 MLK	5/13/19	9/25/19	Plumb floor drains and garage to sanitary sewer; cover outdoor equipment, fire sprinkler test water, drain air conditioning water to landscaping, sustainable landscaping, and inlet stenciling	Minimize land disturbance	Vault Filters (100%)	Maintenance Agreement with Owner	3	Not Applicable	Not Applicable	Not required; not located in susceptible area.
2400 Filbert	10/14/19	10/16/19	Plumb floor drains to sanitary sewer; fire sprinkler test water, drain air conditioning water to landscaping, and	Direct run off to vegetated areas	Bio-retention planters (45%) Storm Filters (55%)	Maintenance Agreement with Owner	3	Not Applicable	Not Applicable	Not required; not located in susceptible area.

¹²For private projects, state project application deemed complete date. If the project did not go through discretionary review, report the building permit issuance date.

¹³For private projects, state project application final discretionary approval date. If the project did not go through discretionary review, report the building permit issuance date.

¹⁴List source control measures approved for the project. Examples include: properly designed trash storage areas; storm drain stenciling or signage; efficient landscape irrigation systems; etc.

¹⁵List site design measures approved for the project. Examples include: minimize impervious surfaces; conserve natural areas, including existing trees or other vegetation, and soils; construct sidewalks, walkways, and/or patios with permeable surfaces, etc.

¹⁶List all approved stormwater treatment system(s) to be installed onsite or at a joint stormwater treatment facility (e.g., flow through planter, bioretention facility, infiltration basin, etc.).

¹⁷List the legal mechanism(s) (e.g., O&M agreement with private landowner; O&M agreement with homeowners' association; O&M by public entity, etc...) that have been or will be used to assign responsibility for the maintenance of the post-construction stormwater treatment systems.

¹⁸See Provision C.3.d.i. "Numeric Sizing Criteria for Stormwater Treatment Systems" for list of hydraulic sizing design criteria. Enter the corresponding provision number of the appropriate criterion (i.e., 1.a., 1.b., 2.a., 2.b., 2.c., or 3).

¹⁹For Alternative Compliance at an offsite location in accordance with Provision C.3.e.i.(1), on a separate page, give a discussion of the alternative compliance site including the information specified in Provision C.3.b.v.(1)(m)(i) for the offsite project.

²⁰For Alternative Compliance by paying in-lieu fees in accordance with Provision C.3.e.i.(2), on a separate page, provide the information specified in Provision C.3.b.v.(1)(m)(ii) for the Regional Project.

²¹Note whether a third party was used to certify the project design complies with Provision C.3.d.

²²If HM control is not required, state why not.

²³If HM control is required, state control method used (e.g., method to design and size device(s) or method(s) used to meet the HM Standard, and description of device(s) or method(s) used, such as detention basin(s), bioretention unit(s), regional detention basin, or in-stream control).

**C.3.b.iv.(2) ► Regulated Projects Reporting Table (part 2) –
 Projects Approved During the Fiscal Year Reporting Period
 (private projects)**

Project Name Project No.	Application Deemed Complete Date ¹²	Application Final Approval Date ¹³	Source Control Measures ¹⁴	Site Design Measures ¹⁵	Treatment Systems Approved ¹⁶	Type of Operation & Maintenance Responsibility Mechanism ¹⁷	Hydraulic Sizing Criteria ¹⁸	Alternative Compliance Measures ^{19/20}	Alternative Certification ²¹	HM Controls ^{22/23}
			inlet stenciling							
West Grand and Brush	9/23/19	9/23/19	Plumb floor drains to sanitary sewer; covered trash areas and restaurant drains to sanitary sewer; fire sprinkler test water, sustainable landscaping, irrigation, drain air conditioning water to landscaping, and inlet stenciling	Use micro-detention, self treating areas, minimize impervious surface, direct run off to , vegetated areas	Bio-retention /Flow through planters (38%) Storm Filters /Media Filters (62%)	Maintenance Agreement with Owner	2c	Not Applicable	Not Applicable	Not required; not located in susceptible area.
300 Lakeside	5/1/19	10/29/19	Plumb floor, garage, and restaurant drains to sanitary sewer; covered trash areas to sanitary sewer; fire sprinkler test water; sustainable landscaping; irrigation, architectural copper rinse water to sanitary sewer; and inlet stenciling	Minimize impervious surface, direct run off to vegetated areas	Storm Filters (100%)	Maintenance Agreement with Owner	3	Not Applicable	Not Applicable	Not required; not located in susceptible area.
88 Grand	12/28/18	6/17/20	Plumb floor, garage drains to sanitary sewer; covered trash	Use self treating areas	Media Filters (100%)	Maintenance Agreement with Owner	2c	Not Applicable	Not Applicable	Not required; not located in susceptible area.

**C.3.b.iv.(2) ► Regulated Projects Reporting Table (part 2) –
 Projects Approved During the Fiscal Year Reporting Period
 (private projects)**

Project Name Project No.	Application Deemed Complete Date ¹²	Application Final Approval Date ¹³	Source Control Measures ¹⁴	Site Design Measures ¹⁵	Treatment Systems Approved ¹⁶	Type of Operation & Maintenance Responsibility Mechanism ¹⁷	Hydraulic Sizing Criteria ¹⁸	Alternative Compliance Measures ^{19/20}	Alternative Certification ²¹	HM Controls ^{22/23}
			and covered loading areas to sanitary sewer; fire sprinkler test water, air conditioning water to landscape areas, and inlet stenciling							
2805 Park	2/19/19	8/16/19	Plumb floor, garage drains to sanitary sewer; covered trash and covered loading areas to sanitary sewer; fire sprinkler test water; architectural copper rinse water to sanitary sewer; sustainable landscaping; irrigation; air conditioning water to landscape areas; and inlet stenciling	Cluster development, direct roof runoff and driveway/ parking lots to vegetated areas	Flow through Planters (10%) Media Filters (90%)	Maintenance Agreement with Owner	3	Not Applicable	Not Applicable	Not required; not located in susceptible area.
West Oakland Bart	1/30/19	2/18/19	Plumb floor, garage and restaurants drains to sanitary sewer; covered trash areas to sanitary sewer; fire sprinkler test	Limit disturbances, minimize impervious surfaces and natural drainages, direct runoff to	Media Filters (100%)	Maintenance Agreement with Owner	3	Not Applicable	Not Applicable	Not required; not located in susceptible area.

**C.3.b.iv.(2) ► Regulated Projects Reporting Table (part 2) –
 Projects Approved During the Fiscal Year Reporting Period
 (private projects)**

Project Name Project No.	Application Deemed Complete Date ¹²	Application Final Approval Date ¹³	Source Control Measures ¹⁴	Site Design Measures ¹⁵	Treatment Systems Approved ¹⁶	Type of Operation & Maintenance Responsibility Mechanism ¹⁷	Hydraulic Sizing Criteria ¹⁸	Alternative Compliance Measures ^{19/20}	Alternative Certification ²¹	HM Controls ^{22/23}
			water; sustainable landscaping; irrigation; and inlet stenciling	vegetated areas, construct sidewalks and driveways with permeable surfaces						
1750 Broadway	2/15/20	4/1/20	Plumb floor, garage and restaurants drains to sanitary sewer; covered trash areas to sanitary sewer; swimming pool water to vegetated areas or sanitary sewer; fire sprinkler test water, air conditioning water to vegetated areas; and inlet stenciling	Use self treating areas, direct runoff to vegetated areas	Media Filters (100%)	Maintenance Agreement with Owner	2c	Not Applicable	Not Applicable	Not required; not located in susceptible area.
Blossom House	3/13/2020	6/25/20	Sustainable landscaping, irrigation, and inlet stenciling	Minimize impervious surfaces, direct runoff to vegetated areas	Flow Through Planters (100%)	Maintenance Agreement with Owner	3	Not Applicable	Not Applicable	Not required; not located in susceptible area.
A-1 Self Storage Coliseum	10/9/2018	12/4/2019	Plumb floor drains to sanitary sewer; fire sprinkler test water; sustainable	Limit disturbances, cluster development, use micro detention, and	Media Filters (100%)	Maintenance Agreement with Owner	3	Not Applicable	Not Applicable	Not required; not located in susceptible area.

**C.3.b.iv.(2) ► Regulated Projects Reporting Table (part 2) –
 Projects Approved During the Fiscal Year Reporting Period
 (private projects)**

Project Name Project No.	Application Deemed Complete Date ¹²	Application Final Approval Date ¹³	Source Control Measures ¹⁴	Site Design Measures ¹⁵	Treatment Systems Approved ¹⁶	Type of Operation & Maintenance Responsibility Mechanism ¹⁷	Hydraulic Sizing Criteria ¹⁸	Alternative Compliance Measures ^{19/20}	Alternative Certification ²¹	HM Controls ^{22/23}
			landscaping, irrigation, air conditioning water to landscape areas; and inlet stenciling	self treating areas, direct runoff to vegetated areas						
Oakland Civic Center	3/1/2019	7/9/2019	Plumb floor, drains to sanitary sewer; covered trash and loading areas to sanitary sewer; fire sprinkler test water, architectural copper rinse water to sanitary sewer; sustainable landscaping; irrigation; and inlet stenciling	Limit disturbances, minimize impervious surfaces, use micro- detention and self treating areas, protect sensitive areas, plant/ preserve receptor trees, include permeable surfaces	Bio-treatment (100%)	Maintenance Agreement with Owner	2C	Not Applicable	Not Applicable	Not required; not located in susceptible area.
11800 Skyline	11/1/2019	12/31/2019	Covered trash areas and inlet stenciling	Limit disturbances, Direct runoff to vegetated areas	Flow through Planters (100%)	Maintenance Agreement with Owner	3	Not Applicable	Not Applicable	Not required.
905 72 nd Ave	2/7/2019	07/22/2019	Plumb floor and garage drains to sanitary sewer; covered trash and loading areas to sanitary sewer; fire sprinkler test water; sustainable	Use self treating areas, plant/preserve receptor trees, direct roof runoff to vegetated areas, permeable surfaces	Flow through Planters / Bio-treatment planters (100%)	Maintenance Agreement with Owner	3	Not Applicable	Not Applicable	Not required: not located in susceptible area.

**C.3.b.iv.(2) ► Regulated Projects Reporting Table (part 2) –
 Projects Approved During the Fiscal Year Reporting Period
 (private projects)**

Project Name Project No.	Application Deemed Complete Date ¹²	Application Final Approval Date ¹³	Source Control Measures ¹⁴	Site Design Measures ¹⁵	Treatment Systems Approved ¹⁶	Type of Operation & Maintenance Responsibility Mechanism ¹⁷	Hydraulic Sizing Criteria ¹⁸	Alternative Compliance Measures ^{19/20}	Alternative Certification ²¹	HM Controls ^{22/23}
			landscaping; air conditioning water to landscaping; irrigation; and inlet stenciling							
R&A Trucking	7/25/2019	7/25/2019	Covered trash and loading areas to sanitary sewer; fire sprinkler test water; inlet stenciling	Use permeable surfaces	Permeable pavers and tree wells (100%)	Maintenance Agreement with Owner	Hold placed on project	Not Applicable	Not Applicable	Not required: not located in susceptible area.
500 Kirkham	4/26/2019	9/2/2019	Plumb floor drains to sanitary sewer; covered outdoor storage; fire sprinkler test water; sustainable landscaping; air conditioning water to landscaping; irrigation; and inlet stenciling	Limit disturbances, minimize impervious surfaces, cluster development, use self treating areas, plant/ preserve receptor trees, direct roof runoff to vegetated areas	Bio-treatment planters (100%)	Maintenance Agreement with Owner	2c	Not Applicable	Not Applicable	Not required: not located in susceptible area.
Kingdom Hall of Jehovah's Witnesses	12/16/2019	6/23/2020	Plumb floor drains to sanitary sewer; sustainable landscaping, air conditioning water to landscaping; irrigation; and	Limit disturbances, Direct runoff to vegetated areas	Bio-treatment planters (100%)	Maintenance Agreement with Owner	2c	Not Applicable	Not Applicable	Not required: not located in susceptible area.

**C.3.b.iv.(2) ► Regulated Projects Reporting Table (part 2) –
 Projects Approved During the Fiscal Year Reporting Period
 (private projects)**

Project Name Project No.	Application Deemed Complete Date ¹²	Application Final Approval Date ¹³	Source Control Measures ¹⁴	Site Design Measures ¹⁵	Treatment Systems Approved ¹⁶	Type of Operation & Maintenance Responsibility Mechanism ¹⁷	Hydraulic Sizing Criteria ¹⁸	Alternative Compliance Measures ^{19/20}	Alternative Certification ²¹	HM Controls ^{22/23}
			inlet stenciling							
Joshua 1: 8 Holdings LLC	5/30/19	5/30/19	Covered outdoor storage, loading and trash; fire sprinkler test water; sustainable landscaping; and inlet stenciling	Use micro-detention; Direct runoff to vegetated areas	Bio-treatment planters (100%)	Maintenance Agreement with Owner	3	Not Applicable	Not Applicable	Not required; not located in susceptible area.
Central Gateway	12/23/19	12/23/19	Cover trash and outdoor storage areas and loading/maintenance bays, discharge trash, fire sprinkler water and other uses to sanitary sewer, sustainable landscaping and irrigation, drain stenciling	Minimize impervious surfaces, direct runoff to vegetated areas	Bio-retention planters (100%)	Maintenance Agreement with Owner	3	Not Applicable	Not Applicable	Not required; not located in susceptible area.
GE Site	5441 International	6/16/20	Plumb floor drains to sanitary sewer; cover and enclose trash, outdoor equipment, and material storage; fire sprinkler test water; architectural copper rinse water to sanitary sewer; sustainable landscaping;	Cluster development, use micro-detention	Staff is still in discussions with the Water Board, DTSC, and the EPA regarding the contamination on site and compliance with MRP C.3.c. (LID) and TSCA.	Maintenance Agreement with Owner	3	Not Applicable	Not Applicable	Not required; not located in susceptible area.

**C.3.b.iv.(2) ► Regulated Projects Reporting Table (part 2) –
 Projects Approved During the Fiscal Year Reporting Period
 (private projects)**

Project Name Project No.	Application Deemed Complete Date ¹²	Application Final Approval Date ¹³	Source Control Measures ¹⁴	Site Design Measures ¹⁵	Treatment Systems Approved ¹⁶	Type of Operation & Maintenance Responsibility Mechanism ¹⁷	Hydraulic Sizing Criteria ¹⁸	Alternative Compliance Measures ^{19/20}	Alternative Certification ²¹	HM Controls ^{22/23}
			irrigation; air conditioning water to landscape; and inlet stenciling							
Lake House Commons	9/23/2019	10/23/19	Direct discharges from covered trash areas, food waste, and compactors to sanitary sewer; fire sprinkler test water; direct air conditioning to landscaping or sanitary sewer; inlet stenciling	Protect sensitive wetland and riparian areas	Media Filter (100%)	Maintenance Agreement with Owner	2c	Not Applicable	Not Applicable	Not required; not located in susceptible area.

**C.3.b.iv.(2) ► Regulated Projects Reporting Table (part 2) –
 Projects Approved During the Fiscal Year Reporting Period
 (public projects)**

Project Name	Approval Date ²⁴	Date Construction Scheduled to Begin	Source Control Measures ²⁵	Site Design Measures ²⁶	Treatment Systems Approved ²⁷	Operation & Maintenance Responsibility Mechanism ²⁸	Hydraulic Sizing Criteria ²⁹	Alternative Compliance Measures ^{30/31}	Alternative Certification ³²	HM Controls ^{33/34}
City of Oakland Public Projects										
None										

Comments:
 *For the 5441 International GE Project - staff is still in discussions with the Water Board, California Department of Toxic Substances Control and the EPA regarding the contamination on site and compliance with MRP Provision C.3.c. Low Impact Development (LID), the federal Toxic Substances Control Act (TSCA).

²⁴For public projects, enter the plans and specifications approval date.
²⁵List source control measures approved for the project. Examples include: properly designed trash storage areas; storm drain stenciling or signage; efficient landscape irrigation systems; etc.
²⁶List site design measures approved for the project. Examples include: minimize impervious surfaces; conserve natural areas, including existing trees or other vegetation, and soils; construct sidewalks, walkways, and/or patios with permeable surfaces, etc.
²⁷List all approved stormwater treatment system(s) to be installed onsite or at a joint stormwater treatment facility (e.g., flow through planter, bioretention facility, infiltration basin, etc.).
²⁸List the legal mechanism(s) (e.g., maintenance plan for O&M by public entity, etc.) that have been or will be used to assign responsibility for the maintenance of the post-construction stormwater treatment systems.
²⁹See Provision C.3.d.i. "Numeric Sizing Criteria for Stormwater Treatment Systems" for list of hydraulic sizing design criteria. Enter the corresponding provision number of the appropriate criterion (i.e., 1.a., 1.b., 2.a., 2.b., 2.c., or 3).
³⁰For Alternative Compliance at an offsite location in accordance with Provision C.3.e.i.(1), on a separate page, give a discussion of the alternative compliance site including the information specified in Provision C.3.b.v.(1)(m)(i) for the offsite project.
³¹For Alternative Compliance by paying in-lieu fees in accordance with Provision C.3.e.i.(2), on a separate page, provide the information specified in Provision C.3.b.v.(1)(m)(ii) for the Regional Project.
³²Note whether a third party was used to certify the project design complies with Provision C.3.d.
³³If HM control is not required, state why not.
³⁴If HM control is required, state control method used (e.g., method to design and size device(s) or method(s) used to meet the HM Standard, and description of device(s) or method(s) used, such as detention basin(s), bioretention unit(s), regional detention basin, or in-stream control).

C.3.h.v.(2). ► Table of Newly Installed³⁵ Stormwater Treatment Systems and Hydromodification Management (HM) Controls

Fill in table below or attach your own table including the same information.

Name of Facility - BUILDING	Address of Facility	Party Responsible ³⁶ For Maintenance	Type of Treatment/HM Control(s)
3250 Hollis St.	3250 Hollis St, Bldg 1, Oakland, CA 94608	Hollis Street Partners LLC	Six bioretention facilities, five pervious paver areas, one self-treating area, one media filter
4045 Broadway	4045 Broadway, Oakland, CA 94611	Broadway Green LLC	Four bioretention facilities
2302 Valdez St.	2302 Valdez St., Oakland, CA 94612	CRP/WP Alta Waverly Owner, LLC	10 flow through planter area
2450 Valdez St.	2450 Valdez St., Oakland, CA 94612	2400 Valdez LLC	Flow through planters
585 22nd St.	585 22nd St, Oakland, CA 94612	Kennedy Thomas E & Kennedy Craig S TR	Media filter and detention vault
805 71st Ave.	805 71st Ave, Oakland, CA 94621	Coliseum Transit Village One, LP	Nine bioretention areas
4901 Broadway	4901 Broadway, Oakland, CA 94611	US TP SRM TEESCAL LLC C/O ALTUS Group US INC	8 flow through planter area
4868 Calaveras Ave.	4868 Calaveras Ave., Oakland, CA 94619	Calaveras Housing Partners, LP	Flow through planters
459 23rd St.	459 23rd St., Oakland, CA 94612	Twenty Third & Valley LLC & Hynes Family Hold ETAL	Media filter at most western driveway entrance
4700 Telegraph Ave.	4700 Telegraph Ave., Oakland, CA 94609	Telegraph 1 Neun Owner LLC	Three bioretention facilities
471 26th St.	471 26th St., Oakland, CA 94612	471 26TH Street Apartments Investors LLC	Media filter and detention vault
1815 Alice St.	1815 Alice St., Oakland, CA 94612	USL2 Oakland 17th Street LP	Media filter
447 17th St.	447 17th St., Oakland, CA 94612	LMV 1640 Broadway Holdings LP	Media filter and detention vault
2919 Telegraph Ave.	2935 Telegraph Ave., Oakland, CA 94609	2935 Telegraph Partners LLC	14 flow-through planters

³⁵ "Newly Installed" includes those facilities for which the final installation inspection was performed during this reporting year.

³⁶ State the responsible operator for installed stormwater treatment systems and HM controls.

Name of Facility - BUILDING	Address of Facility	Party Responsible ³⁶ For Maintenance	Type of Treatment/HM Control(s)
2315 Valdez St./2330 Webster St.	2330 Webster St., Oakland, CA 94612	TDP Webster LLC	One media filter, three flow-through planters
330 17th St. (1700 Webster)	330 17th St., Oakland, CA 94612	1700 Webster LLC	Flow-through treatment planters
3611 E. 12th St.	3611 E 12th St., Oakland, CA 94601	Fruitvale Transit Village II	1 Media filter, 2 flow through planters, self-treating landscaped areas
3073 Broadway	3093 Broadway, Oakland, CA 94611	Hawthorne Broadway LLC & Hill GC 3rd & Kay T TRS	16 flow through planters
601 12th St.	601 12th St.	601 City Center LLC	2 Flow-through treatment planters
3105 San Pablo Ave.	3105 San Pablo Ave.	Community Foods Market	Media filter (Bio-clean Interceptor)

C.3.e.v.Special Projects Reporting Table												
Reporting Period – July 1 2019 – June 30, 2020												
Project Name & No.	Permitt-ee	Address	Application Submittal Date ³⁷	Status ³⁸	Description ³⁹	Site Total Acreage	Gross Density DU/Ac-re	Density FAR	Special Project Category ⁴⁰	LID Treatment Reduction Credit Available ⁴¹	List of LID Stormwater Treatment Systems ⁴²	List of Non-LID Stormwater Treatment Systems ⁴³
Lake Merritt BART TOD	City of Oakland	107 8 th Street	02/26/20	Incomplete	Mixed use project in 4 buildings ranging from 7-28 stories with 557 market rate / affordable unit, 558,810 square-feet of office space and 17, 356 square-feet of retail /commercial space	2.76	N/A	8	Category A N/A Category B N/A Category C Location: Within ¼ mile transit hub None auto related project Over minimum density	Category A N/A Category B N/A Category C Total credit= 100% Location: Within ¼ mile of transit = 50% Density:>100 units per acre = 30% No surface parking = 20%	N/A	Media filter vaults and manholes (100%)
465 25 th Street	City of Oakland	465 25 th ; 24 th Street and Valley Street	5/6/19	Incomplete	Six-story 99,080 sq. with ground floor retail and office space at floors two thru six floors.	.91	N/A	2.39	Category A N/A Category B N/A Category C Location: Within ¼ mile transit hub None auto related project	Category A N/A Category B N/A Category C Total credit= 80% Location: Within ¼ mile of transit = 50% Density:>2	Flow through planters (20%)	Storm filter manholes (80%)

³⁷ Date that a planning application for the Special Project was submitted.

³⁸ Indicate whether final discretionary approval is still pending or has been granted, and provide the date or version of the project plans upon which reporting is based.

³⁹ Type of project (commercial, mixed-use, residential), number of floors, number of units, type of parking, and other relevant information.

⁴⁰ For each applicable Special Project Category, list the specific criteria applied to determine applicability. For each non-applicable Special Project Category, indicate n/a.

⁴¹ For each applicable Special Project Category, state the maximum total LID Treatment Reduction Credit available. For Category C Special Projects also list the individual Location, Density, and Minimized Surface Parking Credits available.

⁴² List all LID stormwater treatment systems proposed. For each type, indicate the percentage of the total amount of runoff identified in Provision C.3.d. for the Special Project's drainage area.

⁴³ List all non-LID stormwater treatment systems proposed. For each type of non-LID treatment system, indicate: (1) the percentage of the total amount of runoff identified in Provision C.3.d. for the Special Project's drainage area, and (2) whether the treatment system either meets minimum design criteria published by a government agency or received certification issued by a government agency, and reference the applicable criteria or certification.

									Over minimum density	FAR= 10% No surface parking = 20%		
4207 Broadway	City of Oakland	4207 Broadway	12/10/18	Incomplete	Mixed Use building with 127 units and ground floor commercial	.97	130 units/acre	N/A	Category A N/A Category B N/A Category C Location: Within ¼ mile transit hub None auto related project Over minimum density	Category A N/A Category B N/A Category C Total credit= 65% Location in PDA= 25% Density: >100 units per acre = 10% Surface parking occupies less than 10% = 10%	Bio-retention and flow through planters (41%)	Bayfilters (59%)
27 th Street Apartments	City of Oakland	290-296 27 th Street	11/4/19	Assigned	8-story building with 98 units and 4,132 sf of commercial	1.04	190 units/acre	N/A	Category A N/A Category B N/A Category C Location: Within ½ mile transit hub Not auto related project Over minimum density	Category A N/A Category B N/A Category C Total credit= 100% Location: Within ¼ mile of transit = 50% Density:>100 units per acre = 30% No surface parking = 20%	Flow through planter (10%)	Storm filters (90%)
24 th and Waverly	City of Oakland	2359 Harrison Street	5/22/2019	Assigned	11- and 12-story building with 328 units and 13,640 sf of commercial	.86	380 units/acre	N/A	Category A N/A Category B Location Downtown DBV Create less than .5 acres impervious surface,	Category A N/A Category B Total Credit=100% Density:> 100 units per acre= 100% Category C N/A	Flow through planter (10%)	Storm filters (100%)

									Not auto related project 85% lot covered Over density <u>Category C</u> N/A			
Sausage Factory Lofts	City of Oakland	2715 Adeline Street	02/14/18	Complete	5-story building with 111 work live units	1.2	N/A	2	<u>Category A</u> N/A <u>Category B</u> N/A <u>Category C</u> Location: Within ¼ mile transit hub None auto related project Over minimum density	<u>Category A</u> N/A <u>Category B</u> N/A <u>Category C</u> Total credit= 45% Location in PDA= 25% Density: >2 FAR = 10% No surface parking:= 20%	Bio-retention (65%)	Storm filters (45%)
13th and Harrison Tower	City of Oakland	1261 Harrison Street	11/03/17	Complete	Mixed Use new development of for 185 residential units and 120,000 sq. ft. of commercial.	.34	185 units/ acre	N/A	<u>Category A</u> N/A <u>Category B</u> N/A <u>Category C</u> Location: Within ½ mile transit hub Not auto related project Over minimum density	<u>Category A</u> N/A <u>Category B</u> N/A <u>Category C</u> Total credit= 100% Location: Within ¼ mile of transit = 50% Density:>100 units per acre = 30% No surface parking = 20%	Not applicable	Media filter (100%)
3801 MLK	City of Oakland	3801 MLK Jr. Way	5/13/19	Approved Plans dated 07/17/19	Mixed Use new development of for 77 residential units and 2,052 sq. ft. of commercial.	.49	145 units/ acre	N/A	<u>Category A</u> N/A <u>Category B</u> N/A <u>Category C</u> Location: Within ½ mile transit hub	<u>Category A</u> N/A <u>Category B</u> N/A <u>Category C</u> Total credit= 100% Location: Within ¼	Not applicable	Filter vault (100%)

									Not auto related project Over minimum density	mile of transit = 50% Density: >100 units per acre = 30% No surface parking = 20%		
2400 Filbert	City of Oakland	2424 Webster Street	06/21/19	Approved plans dated 07/18/19	11-story commercial building with retail	.57	N/A	6.2	Category A N/A Category B Location Downtown Create less than .5 acres impervious surface, Not auto related project 85% lot covered Over FAR Category C N/A	Category A N/A Category B Total Credit=100% FAR:> 4 = 100% Category C N/A	Bio-retention areas (47%)	Media filter (53%)
West Grand and Brush	City of Oakland	Corner of West Grand and Brush Street 2201 Brush Street	05/16/18	Approved plans dated 8/26/2019	Residential new development, 6 stories; 59 units, covered parking	.40 acres	147 units/acre	N/A	Category A N/A Category B N/A Category C Location: Within ¼ mile transit hub None auto related project Over minimum density	Category A N/A Category B N/A Category C Total credit=100% Location: Within ¼ mile transit hub = 50% Density: >100 units = 30% Parking: No surface parking = 20%	Flow through planters (38%)	Stormfilters (62%)
300 Lakeside	City of Oakland	300 Lakeside	10/05/18	Approved plans dated 9/25/2019	28-story and 15-story office building	1.89	N/A	16.48	Category A N/A Category B N/A Category C	Category A N/A Category B N/A Category C	Not applicable	Stormfilters (100%)

									Location: Within ¼ mile transit hub None auto related project Over minimum density	Total credit= 100% Location: Within ¼ mile transit hub = 50% FAR: >6.0 = 30% Parking: No surface parking = 20%		
88 Grand	City of Oakland	88 Grand	10/08/18	Approved plans dated 09/3/2019	35-story mixed- use building with 275 units and ground floor retail	.24	1,141 units/ acre	N/A	<u>Category A</u> Downtown Create less than .5 acres of impervious surface, None auto related project Lot covered <u>Category B</u> N/A <u>Category C</u> N/A	<u>Category A</u> Total credit= 100% <u>Category B</u> N/A <u>Category C</u> N/A	Not applicable	Media Filter (100%)
2805 Park	City of Oakland	2805 Park	1/8/19	Approved plans dated 2/19/2019	6-story 20-unit building	.28	70 units/ acre	N/A	<u>Category A</u> N/A <u>Category B</u> N/A <u>Category C</u> Location: Within ¼ mile transit hub Not auto related project Over minimum density	<u>Category A</u> N/A <u>Category B</u> N/A <u>Category C</u> Total credit= 90% Location: Within ¼ mile of transit = 50% Density>60 units/acre= 20% No surface parking = 20%	Flow through planter (10%)	Media filter (90%)

West Oakland Bart Master Plan	City of Oakland	1451 7th St (APNs 004 007700300, 004 007100300) 7 th and Chester Street	6/24/19	Approved plans dated 2/19/2019	Mixed Use Phased Project with 837 units, 532,000 sq. ft. of office, and up to 60,753 sf. ft. of retail	5.5	133 units/ acre	N/A	Category A N/A Category B N/A Category C Location: Within ½ mile transit hub Not auto related project Over minimum density	Category A N/A Category B N/A Category C Total credit= 100% Location: Within ¼ mile of transit = 50% Density:>100 units per acre = 30% No surface parking = 20%	Not applicable	Media filter (100%)
1750 Broadway	City of Oakland	1750 Broadway	9/4/18	Approved plans dated 3/20/2019	36-story mixed use building with 307 residential units and 5,000 sf of ground floor commercial	.72	484 units/ acre	N/A	Category A N/A Category B Location Downtown Create less than .5 acres impervious surface, Not auto related project 85% lot covered Over density Category C N/A	Category A N/A Category B Total credit= 100% Density:> 100 units per acre = 100% Category C N/A	Not applicable	Media filter (100%)
Blossom House	City of Oakland	9869 MacArthur Blvd	11/18/19	Approved plans dated 3/13/2020	29, 3-story townhomes	.91	31 units/ acre	N/A	Category A N/A Category B N/A Category C Location: Within ½ mile transit hub Not auto related project Over minimum	Category A N/A Category B N/A Category C Total credit= 55% Location: Within ¼ mile of transit = 25% Density:>100 units per acre = 10%	Flow through planters (100%)	Not applicable

									density	No surface parking = 20%		
Lakehouse Commons	City of Oakland	101 E 12 th Street	8/27/19	Approved; plans dated 9/18/2019	Mixed-use project with 2 buildings with one building 26-story 270 units and one 6- story 91 units and enclosed parking	.92	390 units/ acre	N/A	<u>Category A:</u> N/A <u>Category B:</u> N/A <u>Category C:</u> Location: within ½ mile of transit Density: >2.0 FAR Parking: non-auto related	<u>Category A</u> N/A <u>Category B</u> N/A <u>Category C</u> Total credit= 100% Location: ¼mile of transit= 50% Density:> 100 /acre = 30% No surface parking = 20%	N/A	Stormwater manhole filters (100%)
6733 Foothill	City of Oakland	6733 Foothill Boulevard	01/16/18	Withdrawn	Mixed Use new development with 5-stories for 204 residential units and 58,100 sf charter school	2.4	82.6 units/ acre	N/A	<u>Category A</u> N/A <u>Category B</u> N/A <u>Category C</u> Location: Within ¼ mile transit hub None auto related project Over minimum density	<u>Category A</u> N/A <u>Category B</u> N/A <u>Category C</u> Total credit= 90% Location: Within ¼ mile of transit = 50% Density:>60 units per acre = 20% No surface parking = 20%	Flow through planters (25%)	Storm filters (75%)

Special Projects Narrative

- Lake Merritt BART TOD - Project is a Cat C project which allows a 100% LID reduction. Building takes up the entire site, minimal open space planters are inadequate size for the drainage area, and area is a transit hub.
- 465 25th Street - Project is a Cat C project which allows a 80% LID reduction. Building takes up the entire site, minimal open space planters are inadequate size for the drainage area.
- 4207 Broadway - Project is a Cat C project which allows a 65% LID reduction. The project is only asking for a 59% reduction. Building takes up most of the site, minimal open space planters are inadequate size for the drainage area, and high water table in area available for treatment.
- 2424 Webster - Project is a Cat B project which allows a 100% LID reduction. The project is only asking for a 53% reduction as building takes up the entire site, minimal open space planters are inadequate size for the drainage area.
- 27th Street Apartments - Project is a Cat C project which allows a 100% LID reduction. The project is only asking for a 90% reduction as Building takes up the entire site, minimal open space planters are inadequate size for the drainage area.
- 24th and Waverly - Project is a Cat B project which allows a 100% LID reduction. Building takes up the entire site, minimal open space planters are inadequate size for the drainage area.
- Sausage Factory Lofts - Project is a Cat C project which allows a 45% LID reduction. Building takes up the entire site, minimal open space planters are inadequate size for the drainage area.
- 13th and Harrison Tower - Project is a Cat C project which allows a 100% LID reduction. Building takes up the entire site, minimal open space planters are inadequate size for the drainage area.
- 3801 MLK - Project is a Cat C project which allows a 100% LID reduction. Building takes up the entire site, minimal open space planters are inadequate size for the drainage area.
- 2400 Filbert - Project is a Cat B project which allows a 100% LID reduction. The project is only requesting a 53% reduction. The building takes up the entire site, minimal open space planters are inadequate size for the drainage area, and the only available space is on the roof.
- West Grand and Brush - Project is a Cat C project which allows a 100% LID reduction. However, the project is only requesting a 62% reduction. The building takes up the entire site, minimal open space planters are inadequate size for the drainage area.
- 300 Lakeside - Project is a Cat C project which allows a 100% LID reduction. The proposed project is construction on the footprint of an existing building/parking garage, as such minimal open space planters are inadequate size for the drainage area.
- 88 Grand - Project is a Cat A project which allows a 100% LID reduction. Building takes up the entire site, minimal open space planters are inadequate size for the drainage area.
- 2805 Park - Project is a Cat C project which allows a 90% LID reduction. Building takes up the entire site, minimal open space planters are inadequate size for the drainage area.
- West Oakland BART Masterplan - Project is a Cat C project which allows a 100% LID reduction. Building takes up the entire site, minimal open space planters are inadequate size for the drainage area, and is a major transit hub.
- 1750 Broadway - Project is a Cat B project which allows a 100% LID reduction. Building takes up the entire site, minimal open space planters are inadequate size for the drainage area.
- Lakehouse Commons - Project is a Cat C project which allows a 100% LID reduction. Building takes up the entire site, minimal open space planters are inadequate size for the drainage area.

C.3.j.ii.(2) ► Table A - Public Projects Reviewed for Green Infrastructure - See Attachment C.3.1

Project Name and Location ⁴⁴	Project Description	Status ⁴⁵	GI Included? ⁴⁶	Description of GI Measures Considered and/or Proposed or Why GI is Impracticable to Implement ⁴⁷
---	---------------------	----------------------	----------------------------	---

C.3.j.ii.(2) ► Table B - Planned and/or Completed Green Infrastructure Projects - See Attachment C.3.1

Project Name and Location ⁴⁸	Project Description	Planning or Implementation Status	Green Infrastructure Measures Included
---	---------------------	-----------------------------------	--

⁴⁴ List each public project that is going through your agency’s process for identifying projects with green infrastructure potential.

⁴⁵ Indicate status of project, such as: beginning design, under design (or X% design), projected completion date, completed final design date, etc.

⁴⁶ Enter “Yes” if project will include GI measures, “No” if GI measures are impracticable to implement, or “TBD” if this has not yet been determined.

⁴⁷ Provide a summary of how each public infrastructure project with green infrastructure potential will include green infrastructure measures to the maximum extent practicable during the permit term. If review of the project indicates that implementation of green infrastructure measures is not practicable, provide the reasons why green infrastructure measures are impracticable to implement.

⁴⁸ List each planned (and expected to be funded) public and private green infrastructure project that is not also a Regulated Project as defined in Provision C.3.b.ii. Note that funding for green infrastructure components may be anticipated but is not guaranteed to be available or sufficient.

Section 4 – Provision C.4 Industrial and Commercial Site Controls

Program Highlights and Evaluation

Highlight/summarize activities for reporting year:

See the Provision C.4 Industrial and Commercial Site Control section of the Alameda Countywide Clean Water Program (ACCWP) FY 2019-2020 Annual Report for a description and summary of countywide Program activities.

Summary:

1. The City of Oakland (City) updated the Oakland facility list in the Oakland Industrial and Commercial Business Inspection Plan (BIP) based on instructions described in the BIP. The updated list is included in Attachment C.4.1 of this report. Each year the City selects a subset of businesses to inspect from the updated facility list. Inspection frequencies and priorities are based on the City's written BIP, which identifies high priority businesses and second priority businesses.
2. Starting in FY 2019-2020, facilities inspected for stormwater in Oakland were charged a business inspection fee and a re-inspection fee if violations were found and a re-inspection was required. This fee will help offset the cost of providing stormwater inspection services. The fees are based on the estimated time it takes to conduct an inspection, which varies by the type of business.
3. Routine stormwater inspections are conducted annually by an Oakland Fire Department (OFD) Hazardous Materials Inspector and by an environmental consultant (consultant). The OFD inspector usually conducts about 60% of all routine stormwater inspections and the City's consultant conducts the other ~40%. City of Oakland Public Works Watersheds Division staff conduct enforcement follow up actions and refer follow up inspections to the OFD inspector. In FY 2019-2020, the OFD inspector conducted 63 inspections and the consultant conducted 311 inspections. In total, 374 inspections were conducted. The OFD inspector conducted less than their typical percentage of routine inspections due to staffing limitations and personnel restrictions during the COVID-19 pandemic. The OFD inspector will conduct their remaining FY 2019-2020 inspections in FY 2020-2021. Each inspection included the following:
 - a. Review the facility's Stormwater Pollution Prevention Plan (SWPPP), if applicable.
 - b. Evaluate current best management practices (BMPs) in use and determine whether they are appropriate and/or adequate for the facilities' operation. Inspectors also evaluated if employees are adequately trained in implementing stormwater protection BMPs.
 - c. Recommend/require additional or upgrades to the existing BMPs and provide BMP guidance documentation.
 - d. At 313 of the facilities, inspectors also evaluated compliance with the City's recycling, polystyrene, plastic bag, and straw bans, and Fats, Oils and Grease implementation requirements. The level of trash in the public right-of-way areas adjacent to each property was also assessed.
4. FY 2019-2020 inspection findings summary:
 - a. In response to the COVID-19 pandemic, Alameda County issued a Shelter-in-Place (SIP) Order No.20-04 effective March 17, 2020, directing individuals to stay at home except to provide or receive essential services. The order has remained in effect for six months at the time of this report and has severely impacted the business community in Oakland. The remaining scheduled FY 2019-2020 business inspections were immediately paused following the issuing of the SIP Order and remained paused through the end of the fiscal year. The City's consultant and OFD inspector will conduct the remaining FY 2019-2020 inspections in FY 2020-2021. FY 2020-2021 inspections will be conducted using a combination of approaches including an online self-assessment (restaurants and markets only), in person exterior only surveys, and in person interior inspections in an effort to minimize COVID-19 exposure risk for

- City inspectors and the business community.
- b. The OFD inspector notes that the cannabis industry continues to grow in Oakland. In FY 2019-2020 inspections at cannabis cultivation facilities focused on ensuring that growers are properly installing their plant watering systems. To ensure that water is not discharged to storm drains, the growers are required to either recycle their water or discharge to the sanitary sewer system with a permit from East Bay Municipal Utility District. In addition, proper disposal of waste products was investigated at cannabis extraction and manufacturing facilities to prevent non-stormwater discharges. New construction of high rises has significantly increased in Oakland. In FY 2019-2020 the OFD inspector reviewed plans and inspected construction sites to ensure that sprinkler water was set up to go to the sanitary sewer and not the storm drain and that diesel generator systems had the proper secondary containment. Finally, the OFD inspector continues to identify deficiencies at automotive repair and body shops. The City continues to require these businesses to implement more effective BMPs and conducts re-inspections as needed to correct issues.
 - c. The City’s stormwater inspection consultant focused on restaurants, auto-related facilities, and grocery stores. Most of the violations observed by the consultant occurred at automotive repair facilities, grocery stores, and restaurants. When actual and potential discharges were observed, the inspector directed the business owner or manager to cease actual discharges immediately and to improve BMPs to address potential discharges. The consultant communicated inspection findings to City Watersheds Division staff when follow-up enforcement was needed. City Watersheds Division staff took enforcement action or referred the issue to the OFD inspector.
- 5. City and consultant inspectors attended the ACCWP’s Stormwater Business Inspectors Workshop: Sharing Successful Strategies on November 6, 2019. This training is described in more detail in the ACCWP FY 2019-2020 Annual Report. As mentioned above, the City used a consultant to conduct 311 inspections in FY 2019-2020. The consultant ensures that their staff are trained on how to conduct effective stormwater inspections to evaluate conformance with Provision C.4 of the MRP and the City’s non-stormwater discharge ordinance.
 - 6. City staff participated in the ACCWP Industrial & Illicit Discharge Committee (covers MRP Provisions C.4 and C.5).

C.4.b.iii ► Potential Facilities List (i.e., List of All Facilities Requiring Stormwater Inspections)

List below or attach your list of industrial and commercial facilities in your Inspection Plan to inspect that could reasonably be considered to cause or contribute to pollution of stormwater runoff.

See Attachment C.4.1

C.4.d.iii.(2)(a) & (c) ► Facility Inspections

Fill out the following table or attach a summary of the following information. Indicate your reporting methodology below.

<input checked="" type="checkbox"/>	Permittee reports multiple discrete potential and actual discharges at a site as one enforcement action.
<input type="checkbox"/>	Permittee reports the total number of discrete potential and actual discharges on each site.

	Number
Total number of inspections conducted (C.4.d.iii.(2)(a))	374
Violations, enforcement actions, or discreet number of potential and actual discharges resolved within 10 working days or otherwise deemed resolved in a longer but still timely manner (C.4.d.iii.(2)(c))	32

Comments:

Business Type	Number of Inspections Conducted
Auto	16
Cannabis	3
Coffee Shop	24
Drug Store	4
Food Service	10
Gas Station	33
Grocery Store	12
Industrial	13
Liquor Store	17
Market	60
Other	2
Property Management	0
Produce	3
Restaurant	177
Total	374

C.4.d.iii.(2)(b) ► Frequency and Type of Enforcement Conducted

Fill out the following table or attach a summary of the following information.

	Enforcement Action (as listed in ERP) ⁴⁹	Number of Enforcement Actions Taken
Level 1	Verbal Warning	29
Level 2	Notice of Violation	3
Level 3	Administrative Action with Monetary Penalty and/or Cost Recovery	0
Level 4	Legal Action	0
Total		32

C.4.d.iii.(2)(d) ► Frequency of Potential and Actual Non-stormwater Discharges by Business Category

Fill out the following table or attach a summary of the following information.

Business Category ⁵⁰	Number of Actual Discharges	Number of Potential Discharges
Auto	2	10
Cannabis	1	2
Gas Station	0	30
Industrial	1	11
Market	1	0
Restaurant	5	17
TOTAL	10	70

⁴⁹Agencies to list specific enforcement actions as defined in their ERPs.

⁵⁰List your Program's standard business categories.

C.4.d.iii.(2)(e) ▶ Non-Filers

List below or attach a list of the facilities required to have coverage under the Industrial General Permit but have not filed for coverage:					
There was 1 facility identified as potential non-filer during scheduled inspections during the fiscal year.					
Business Name	Address	City	State	Zip Code	SIC Code
Sierra Pacific Ready Mix Services dba Allied Concrete Ready Mix	3211 Wood St.	Oakland	CA	94608-4031	3273

C.4.e.iii ▶ Staff Training Summary

Training Name	Training Dates	Topics Covered	No. of Industrial/ Commercial Site Inspectors in Attendance	Percent of Industrial/ Commercial Site Inspectors in Attendance	No. of IDDE Inspectors in Attendance	Percent of IDDE Inspectors in Attendance
Stormwater Business Inspectors Workshop: Sharing Successful Strategies	11/6/2019	Inspecting Restaurants: The Basics Strategies for Enforcement Health of Alameda County Creeks Strategies for Overcoming Language Barriers Fire and Environmental Protection Division	5	100%	2	100%
Comments: Approximately 40% of the City's Business Stormwater Inspections are conducted through a City contract with an environmental consulting firm. This consultant trains staff on how to conduct effective stormwater inspections to evaluate conformance with Provision C.4 of the MRP and the City's non-stormwater discharge ordinance. In FY 2019-2020, 4 staff members from this consulting firm attended the Stormwater Business Inspectors Workshop: Sharing Successful Strategies.						

Section 5 – Provision C.5 Illicit Discharge Detection and Elimination

Program Highlights and Evaluation
Highlight/summarize activities for reporting year:

Provide background information, highlights, trends, etc.

Summary:

Illicit discharge inspection staff performs inspections and enforcement of incidents identified by complaints and field identified issues. Resources such as aerial maps, sewer sheets, and Geographic Information System (GIS) are readily available and enable staff to quickly and accurately locate the source of the illicit discharge. Additionally, City staff use mobile technological resources such as cell phones and tablet computers, mobile applications, and GIS maps to aid in expediting the inspection process. In addition, the City of Oakland Public Works (OPW) Department - Maintenance staff and equipment are available to assist in more complex investigation of storm drain infrastructure.

City staff in the OPW – Storm Drainage Maintenance Division conduct inspection, monitoring, and maintenance of the storm drain collection system. The City also conducts inspections of survey/screening point locations (creeks and flood control channels) to enhance the storm collection system screening program. City staff participates in the Industrial and Illicit Discharge Control Subcommittee (I&IDC) and the Municipal Maintenance Subcommittee and associated work groups of the Alameda Countywide Clean Water Program (ACCWP).

City of Oakland continues to maintain a variety of stormwater infrastructure types (including weirs, tree wells, storm drain [SD] inlets, SD inlet baskets, SD inlet screens, culvert and storm pipes, manholes, “V” ditches, pump stations, and continuous deflective separation [CDS] trash collection units). The main function of the stormwater infrastructure is to convey stormwater and prevent flooding. An indirect function of the City’s stormwater infrastructure includes the improvement of water quality by collecting and removing trash, organic material, and other types of debris before it enters nearby waterbodies (creeks, estuary and lakes such as Lake Merritt, and the San Francisco Bay).

A summary of maintenance conducted in the FY 2019-2020 reporting period on the City’s storm drain system by City staff is shown below.

Maintenance Activity	Work Conducted
Inspect/Clean/Maintain/Service SD Structures (SD Inlets, Culverts and Sidewalk Underdrains)	11,472 structures
Clean Stormwater Pipes	13.7 miles
Inspect/Service Pump Stations (3 Locations)	84 inspections
Service Storm Drain Devices (Weirs/Debris Collection)	125
Stormwater Pipe Spot Repairs	13
Maintain/Service SD V-Ditches	15,400 linear feet
Resolve Flooding Incidents	252 incidents

See the Provision C.5 Illicit Discharge Detection and Elimination section of the ACCWP FY 2019-2020 Annual Report for a summary and description of activities at the countywide or regional level.

C.5.c.iii ► Complaint and Spill Response Phone Number	
Provide the following information:	
List below or attach your complaint and spill response phone number	
<p>Hazardous Materials Spills/Releases - Oakland Fire Department (510) 444-3322 or "911"</p> <p>Illicit Discharges - OAK 311 Service Call Center The City of Oakland 311 Call Center (OAK 311) continues to operate, and receives complaints/reports received by the various methods listed below. The complaints/reports are routed to OAK 311 Call Center staff (formerly OPW Call Center staff) for referral to the appropriate City staff for response.</p> <p style="padding-left: 40px;">Phone: Call 311 from any phone within Oakland - (510) 615-5566 telephone number should be used when calling from outside Oakland, and remains in operation E-mail: OAK311@oaklandnet.com Web: 311.oaklandca.gov App: OAK 311, available free for Apple and Android smart devices (powered by SeeClickFix)</p> <p>Additional water quality information and contact information is available on the Watersheds and Stormwater Management Division of the City's website at www.oaklandcreeks.org (information has been reoriented to make it more user-friendly and increase the ease of finding information).</p>	
Provide your complaint and spill response web address, if used	
OAK311@oaklandnet.com	
Is a screen shot of your website showing the central contact point attached?	<input checked="" type="checkbox"/> Yes <input type="checkbox"/> No
A screenshot of the City's website showing the central contact point for complaint and spill response is attached as Attachment C.5.1.	
Provide a discussion of how the central contact point (complaint and spill response phone number and, if used, web address) is being publicized to your staff and the public.	

OAK 311 operators answer calls from 8:00am to 4:30pm Monday through Friday, and on off hours the system can connect callers to the City's emergency dispatchers, so urgent issues may be reported 24 hours a day, seven days a week. OAK 311 is publicized in print and media in multiple languages at all City buildings, at public events, during public meetings, online, through the Oaktown Prevent & Report Our Unlawful Dumping (PROUD) campaign, and on social media.

Reported illicit discharges are received through OAK 311 and distributed to the appropriate department(s) through a computerized maintenance management system (CMMS) reporting/tracking/referral database called City Works. Response from individual or multiple City departments may include, but are not limited to, OPW Watershed and Stormwater Management, OPW Storm Drain Maintenance, Planning and Building Code Enforcement and Construction Inspection, and the Oakland Fire Department – Fire Prevention Bureau (OFD-FPB) staff. Additionally, City staff work with local agencies and utility companies (such as the East Bay Municipal Utility District [EBMUD], the East Bay Regional Parks District [EBRPD], and the Alameda County Flood Control District [ACFCD]) to maximize efficiency, streamline efforts, and work together as a cohesive group to increase responsiveness and reduce the time for obtaining compliance.

C.5.d.iii.(1), (2), (3) ► Spill and Discharge Complaint Tracking

Spill and Discharge Complaint Tracking (fill out the following table or include an attachment of the following information)

	Number
Discharges reported (C.5.d.iii.(1))	41
Discharges reaching storm drains and/or receiving waters (C.5.d.iii.(2))	21
Discharges resolved in a timely manner (C.5.d.iii.(3))	21

Comments:

During FY 2019-2020, 41 illicit discharge incidents were reported to the City. The 41 illicit discharge incidents are summarized in the table below.

Type	Number of Incidents
Not a Potential or Actual Discharge/Violation (allowed discharge [i.e., property drainage system, exempt discharges, etc.])	3 incidents
Unsubstantiated (not found/located in the field)	12 incidents
Unresolved (discharge observed, but no source was identified)	5 incidents
Actual Illicit Discharge to Storm Drain System or Nearby Receiving Water	21 incidents ⁵¹

⁵¹ Illicit discharge incidents were either resolved or abated/cleaned up immediately or prior to 10 business days (and prior to any subsequent rain events).

The illicit discharges listed above do not include Hazardous Materials responses conducted by the OFD Hazardous Materials (Haz Mat) Response Teams or Sanitary Sewer Overflow (SSO) responses conducted by the OPW Sanitary Sewer Maintenance.

Hazardous Materials Response

OFD Haz Mat operates under policies that implement standard operating procedure (SOP) and protocols that require staff to respond to reported discharges within 24-48 hours from the time the incident is reported. Response to reported discharges are prioritized by the type/volume of material discharged and the location of the discharge (e.g., discharges close to highly sensitive areas). Discharges to storm drains and/or receiving waters are prioritized as a top priority for immediate response. OFD staff is trained in Hazardous Material First Responder Operational (FRO) and Hazardous Waste Operations and Emergency Response (HAZWOPER). All members of the OFD receive initial Hazardous Material FRO training at the Recruit Academy and take annual refresher FRO training. The curriculum meets the requirements of the Federal HAZWOPER standards, and Occupational Safety and Health Administration (OSHA) training requirements under 29 Code of Federal Regulations (CFR) 1910.120 (q). In addition, it meets the National Fire Protection Association (NFPA) 472 Standards for Professional Competence of Responders to Hazardous Materials, First Responder Operations Level.

SSO Response

Sanitary Sewer Overflow (SSO) Response is conducted by Sanitary Sewer Maintenance of the Oakland Public Works Department. SSO incidents are reported separately to the CA RWQCB, and are not included in this Annual Report.

Illicit Discharge Complaints Related to Homeless Encampments

1. A description of the City's overall response to homelessness and trash discharge issues associated with encampments is provided in the City of Oakland Direct Discharge Plan Progress Report in Attachment C.10.4 of this report.
2. When the City receives illicit discharge complaints associated with homeless encampments, RVs or trailers, if the discharged material is reported as a hazardous or unknown material, the Oakland Fire Department is dispatched to inspect and ensure that the hazard is abated and/or referred to the appropriate City Department for abatement. If the hazardous material is considered a biohazard, such as human waste or used hypodermic needles, the City dispatches a biohazard cleanup contractor to abate the discharge. The City's Infrastructure Maintenance Division provides storm drain cleaning services when necessary and when the site can be accessed. Complaints, Service Requests, and Work Orders are tracked in Oakland's Cityworks asset management system/database. The Public Works Keep Oakland Clean and Beautiful Division dispatches crews to conduct thorough encampment clean-ups and closures as directed by the City's Encampment Management Team (EMT). EMT decisions are guided by the City's Encampment Management Policy (Policy). In FY 2019-2020, the Policy was replaced by the Temporary Homeless Encampment Management Policy (Temporary Policy) for the City of Oakland that was adopted by City Council in response to the Covid-19 local emergency declared on March 9, 2020 (city), March 16 and March 31 (county) and March 18 (state): <https://cao-94612.s3.amazonaws.com/documents/Temporary-Encampment-Management-Policy-FINAL.pdf>. The Temporary Policy will be in use for the duration of the local emergency unless it is amended or superseded. The Temporary Policy outlines temporary standards for Homeless Encampment Intervention. Please refer to the Temporary Policy for more information.

C.5.f.iii ► MS4 Map Availability

Discuss how you make your MS4 map available to the public and how you publicize the availability of the MS4 map.

MS4 maps are available on the following websites and are publicized on the City's website.

City of Oakland website

<http://oakbec.s3.amazonaws.com/MapLanding/maps/DEC.html#>

ACCWP – Find a Watershed

<https://www.cleanwaterprogram.org/resources/find-a-watershed.html>

Alameda County Flood Control & Water Conservation District - Interactive Map: Alameda County Watersheds

<http://www.acfloodcontrol.org/resources/explore-watersheds/>

Oakland Museum of California – Creek and Watershed Map

<http://explore.museumca.org/creeks/MapOak.html>

Section 6 – Provision C.6 Construction Site Controls

C.6.e.iii.(3)(a), (b), (c), (d) ▶ Site/Inspection Totals – Private Projects			
Number of active Hillside Sites with amount of disturbed soil ≥ 5000sf & < 1 acre) (C.6.e.iii.3.a)	Number of High Priority Sites (sites disturbing < 1 acre of soil requiring storm water runoff quality inspection) (C.6.e.iii. 3.c)	Number of sites disturbing ≥ 1 acre of soil (C.6.e.iii.3.b)	Total number of storm water runoff quality inspections conducted (include only Hillside Sites, High Priority Sites and sites disturbing 1 acre or more) (C.6.e.iii. 3.d)
0	90	27	471
<p>Comments:</p> <p>Provide the number of inspections that are conducted at sites not within the above categories as part of your agency’s inspection program and a general description of those sites, if available or applicable.</p> <p>We have performed a total of 932 inspections on 158 construction sites within FY 2019-2020. We are being proactive to cover many sites that are not indicated as any of the defined categories. These are the hillside sites with disturbed soil <5,000 sf requiring constant attention. We also have quite a few urban infill problemed sites < 1 acre and not considered as "High Priority" requiring attention such as 1245 23rd Ave.</p>			

C.6.e.iii.(3)(e) ► Construction Related Storm Water Enforcement Actions – Private Projects

	Enforcement Action (as listed in ERP) ⁵²	Number Enforcement Actions Issued
Level 1 ⁵³	Verbal Notice	64
Level 2	Correction Notice	111
Level 3	Stop Work Order	4
Level 4	Legal Action	0
Total		179

C.6.e.iii.(3)(f), ► Illicit Discharges – Private Projects

	Number
Number of illicit discharges, actual and those inferred through evidence at hillside sites, high priority sites and sites that disturb 1 acre or more of land (C.6.e.iii. 3.f)	20

C.6.e.iii.(3)(g) ► Corrective Actions – Private Projects

Indicate your reporting methodology below.	
<input checked="" type="checkbox"/>	Permittee reports multiple discrete potential and actual discharges at a site as one enforcement action.
<input type="checkbox"/>	Permittee reports the total number of discrete potential and actual discharges on each site.
	Number
Enforcement actions or discrete potential and actual discharges fully corrected within 10 business days after violations are discovered or otherwise considered corrected in a timely period (C.6.e.iii. .3.g)	179
Comments:	

⁵²Agencies should list the specific enforcement actions as defined in their ERPs.

⁵³For example, Enforcement Level 1 may be Verbal Warning.

C.6.e.iii.(4) ► Evaluation of Inspection Data – Private Projects

Describe your evaluation of the tracking data and data summaries and provide information on the evaluation results (e.g., data trends, typical BMP performance issues, comparisons to previous years, etc.).

Description:

The City has conducted 932 inspections on 158 construction sites in FY 2019-2020 compared to the 766 inspections at 186 sites during FY 2018-2019. 384 inspections were conducted at 117 priority sites. This shows a concerted effort by the City's two inspectors to visit more sites and with great frequency and to ensure that projects are adhering to the City's stormwater pollution prevention requirements. Inspectors worked to ensure that adequate controls were in place to minimize illicit discharges. Where inspectors identified violations of the City's stormwater ordinance, 100% of enforcement actions were addressed within 10 days. Inspectors made a concerted effort to conduct follow-up inspections, to require corrections during the inspection, or to require the construction contractor to provide evidence that the corrections were made within 10 days. The types of violations encountered by inspectors were mostly on erosion control and lack of site management issues, with 25% of discrete violations due to sediment control issues. Inspectors continued to work with contractors and owners to improve BMPs in these areas.

C.6.e.iii.(4) ► Evaluation of Inspection Program Effectiveness – Private Projects

Describe what appear to be your program's strengths and weaknesses, and identify needed improvements, including education and outreach.

Description:

The Bureau of Building continued to implement a year-round C.6 inspection program, completing 932 inspections on 158 construction sites. The large volume of sites and inspections is related to the unprecedented private investment in development projects in Oakland. All field inspectors are now trained to better capture BMP issues at all active construction sites. Many of the sites presented complex situations and required our inspectors to visit regularly to ensure compliance and to provide guidance on BMPs in conformance with the MRP and the City's ordinances. The City also continued work to improve field tracking forms to better capture data and ensured that inspection comments were uploaded to the City's permit and enforcement tracking system in a timely manner. We have actively participated in the countywide program's committees/work groups to improve our understanding of the program.

C.6.f.iii ► Staff Training Summary – Private Projects

Training Name	Training Dates	Topics Covered	No. of Inspectors in Attendance
Construction Site Inspection Training	2/27/20	Common construction site BMPs	3 (from Department of Planning & Building)

C.6.e.iii.(3)(a), (b), (c), (d) ► Site/Inspection Totals – Public Projects			
Number of active Hillside Sites (sites disturbing < 1 acre of soil requiring storm water runoff quality inspection) (C.6.e.iii.3.a)	Number of High Priority Sites (sites disturbing < 1 acre of soil requiring storm water runoff quality inspection) (C.6.e.iii.3.c)	Number of sites disturbing ≥ 1 acre of soil (C.6.e.iii.3.b)	Total number of storm water runoff quality inspections conducted (include only Hillside Sites, High Priority Sites and sites disturbing 1 acre or more) (C.6.e.iii.3.d)
0	1	2	121
<p>Comments:</p> <p>See Attachment C.6.2 for Summary of Construction Site Control Inspections – Public Projects FY 2019-2020. All three reported sites are in the flat areas of Oakland. During this period, staff performed daily inspections and found no incidents or major BMP issues. All sites were well maintained including stockpile management and no corrections were required during action construction.</p> <p>Provide the number of inspections that are conducted at sites not within the above categories as part of your agency’s inspection program and a general description of those sites, if available or applicable.</p> <p>In addition to the three (3) reported sites above in this period, staff also performed daily inspections and observation of BMP at 48 lower priority sites and 21 of these sites were completed successfully. No major incidents were reported.</p>			

C.6.e.iii.(3)(e) ► Construction Related Storm Water Enforcement Actions – Public Projects

	Enforcement Action (as listed in ERP) ⁵⁴	Number Enforcement Actions Issued
Level 1 ⁵⁵	Verbal Notice	7
Level 2	Correction Notice	0
Level 3	Stop Work Notice	0
Level 4	Legal Action	0
Total		7

C.6.e.iii.(3)(f), ► Illicit Discharges – Public Projects

	Number
Number of illicit discharges, actual and those inferred through evidence at hillside sites, high priority sites and sites that disturb 1 acre or more of land (C.6.e.iii. 3.f)	0

C.6.e.iii.(3)(g) ► Corrective Actions – Public Projects

Indicate your reporting methodology below.	
<input type="checkbox"/>	Permittee reports multiple discrete potential and actual discharges at a site as one enforcement action.
<input checked="" type="checkbox"/>	Permittee reports the total number of discrete potential and actual discharges on each site.
	Number
Enforcement actions or discrete potential and actual discharges fully corrected within 10 business days after violations are discovered or otherwise considered corrected in a timely period (C.6.e.iii. .3.g)	7
Comments: All seven (7) corrective actions were completed based on preventative and proactive site management measure. Most of the corrections were completed within a couple of days.	

⁵⁴Agencies should list the specific enforcement actions as defined in their ERPs.

⁵⁵For example, Enforcement Level 1 may be Verbal Warning.

C.6.e.iii.(4) ► Evaluation of Inspection Data – Public Projects

Describe your evaluation of the tracking data and data summaries and provide information on the evaluation results (e.g., data trends, typical BMP performance issues, comparisons to previous years, etc.).

Description:

In FY 2019-2020, the City of Oakland had two public projects disturbing 1 acre or more, and one bridge retrofit project that was considered a high priority sites because it involved foundation excavation and pile driving. During the construction period for these projects, the rainfall total in Oakland was below normal, and there were no major site management issues on days when precipitation totals exceeded half an inch. Problems observed during C.6 inspections required improvements to sediment control and site management BMPs, such as stockpile management, dust control, street sweeping/site clean-up and tracking controls. Most of the corrections were made quickly and all corrections were made within 10 days. The FY 2019-2020 inspection data also revealed an emphasis on pre-storm inspections and corrections when issues were observed. This effective approach resulted in stable site conditions during rain events and prevented non-stormwater discharges.

C.6.e.iii.(4) ► Evaluation of Inspection Program Effectiveness – Public Projects

Describe what appear to be your program's strengths and weaknesses, and identify needed improvements, including education and outreach.

Description:

At staff meetings and occasional trainings, inspectors were reminded of the importance of monitoring BMPs. Inspectors used existing, effective tools to conduct and track BMP inspections. For example, inspectors continued to utilize the daily BMP inspection checklist to guide and track inspections, and they utilized MRP Provision C.6 guidance developed by the Oakland Public Works Watersheds and Stormwater Management Division.

C.6.f.iii ► Staff Training Summary (Citywide) – Public Projects

Training Name	Training Dates	Topics Covered	No. of Inspectors in Attendance
Alameda Countywide Clean Water Program (ACCWP) New Development Subcommittee Training Workshop Stormwater Compliance Construction Site Inspections	2/27/20	MRP Provision C.6, BMP tips for inspectors, inspection case studies, MRP C.6 considerations during green stormwater infrastructure construction	8 inspectors from the City's Department of Transportation Right-of-Way Management and 1 Public Works Watersheds Division staff

Section 7 – Provision C.7 Public Information and Outreach

C.7.a.iii ► Storm Drain Inlet Marking

<i>(For the FY 2019-20 Annual Report only) Provide the following information:</i>			
State the number of municipally-maintained storm drain inlets in your jurisdiction	13,680		
Are at least 80 percent of municipality-maintained storm drain inlets legibly labeled with an appropriate stormwater pollution prevention message?	<input checked="" type="checkbox"/>	Yes	<input type="checkbox"/> No
Is a picture of a labeled municipality-maintained inlet attached? See Attachment C.7.1	<input checked="" type="checkbox"/>	Yes	<input type="checkbox"/> No
Did all newly approved privately-maintained streets have storm drain inlet markings verified prior to acceptance of the project?	<input checked="" type="checkbox"/>	Yes	<input type="checkbox"/> No
Were the storm drain inlet markings on privately-maintained streets required to be maintained through the development maintenance entity?	<input checked="" type="checkbox"/>	Yes	<input type="checkbox"/> No

C.7.b.i.1 ► Outreach Campaign

Summarize outreach campaign. Include details such as messages, creative developed, and outreach media used. The detailed outreach campaign report may be included as an attachment. If outreach campaign is being done by participation in a countywide or regional program, refer to the separate countywide or regional Annual Report.

Summary:

Local Efforts

The City of Oakland launched its Oaktown PROUD illegal dumping outreach and marketing campaign in January of 2020 to help reduce the amount of littering and dumping in Oakland. The outreach campaign is a component of the City’s Illegal Dumping Task Force, an integrated, multi-departmental initiative dedicated to reducing illegal dumping through increased staffing and equipment for illegal dumping abatement crews, a Litter Enforcement Officers program, improved coordination with other agencies such as Caltrans and Alameda County, and coordination with the City’s Homeless Encampment Task Force. The Oaktown PROUD illegal dumping outreach campaign will conduct research and work collaboratively with the community to develop a compelling visual identity for multi-media advertising and strategies for community engagement. The City intends this to be a long-term campaign with opportunities to partner with public and private entities.

The City of Oakland runs three large and coordinated campaigns per year to promote Oakland Earth Day, Oakland Creek to Bay Day, and Martin Luther King Jr. Day of Service. The promotion of these City-wide volunteer events through social media and a combination of digital and print advertising have two purposes: to invite participation in the events, and to promote year-round environmental volunteerism.

We distribute English, Spanish, and Chinese printed postcards and posters across business districts, schools, colleges, universities, libraries, recreation centers, Head Start centers, senior centers, and other community spaces. We also promote the events via electronic billboards at the

Oakland Coliseum, and along highways 880 (near the Coliseum) and 80 (near the Bay Bridge toll plaza).

Battle for the Bay/Creek to Bay Day this year featured joint promotions with the cities of San Francisco. As such, our printed promotions were also distributed throughout San Francisco, and also featured Vietnamese print materials. Advertisements for the event ran on transit in Oakland and San Francisco.

Due to Covid-19 shelter-in-place, we stopped distribution of posters and postcards for our volunteer Earth Day event. We pivoted to an at home event with increased digital promotions such as daily Facebook posts from April 13 through May 5 about home-based Earth Day actions. We also hosted or co-hosted webinars to promote the Earth Day at home concept including contributing content to a Facebook Live event for Earth Day with Mayor Libby Schaaf. The Earth Day at home websites will remain available throughout the year, and likely beyond so the public has a clearing-house for finding environmental ideas to do from home.

To publicize our Adopt a Drain program, we continued to distribute our program outreach flyer in English, Spanish, Chinese, and Vietnamese. The flyer describes the importance of maintaining storm drains, how to maintain storm drain, and how to sign up for Oakland Adopt a Drain.

Countywide Efforts

Refer to Section C.7 of the Alameda Countywide Clean Water Program (ACCWP) FY 2019-2020 Annual Report for summary of outreach campaign activities implemented at the countywide level.

C.7.b.iii.2 ► Post-Campaign Effectiveness Assessment/Evaluation

(For the Annual Report following the post-campaign effectiveness assessment/evaluation) Submit a report of the effectiveness assessment/evaluation completed, which, at a minimum, should include the following information:

- 1) A description of the outreach campaign
- 2) A summary of how the effectiveness assessment/evaluation was implemented
- 3) An analysis of the effectiveness assessment/evaluation results
- 4) A discussion of the measurable changes in awareness and behavior achieved
- 5) A discussion of the planned or future outreach campaigns to influence awareness and behavior changes regarding stormwater runoff pollution prevention messages

If campaign implementation and effectiveness assessment were done Countywide or regionally, refer to a Countywide or regional submittal that contains the information described above.

Guidance: Place an X in the appropriate box below:

<input type="checkbox"/>	See attached effectiveness assessment/evaluation report
<input checked="" type="checkbox"/>	See Countywide or regional submittal (reference document)

C.7.c. Stormwater Pollution Prevention Education

No change from last year

C.7.d ► Public Outreach and Citizen Involvement Events

Describe general approach to event selection. Provide a list of outreach materials and giveaways distributed. Use the following table for reporting and evaluating public outreach events		
Event Details	Description (messages, audience)	Evaluation of Effectiveness
Provide event name, date, and location. Indicate if event is local, countywide or regional. Indicate if event is public outreach or citizen involvement.	Identify type of event (e.g., school fair, creek clean-up, storm drain stenciling, farmers market etc.), type of audience (school children, gardeners, homeowners etc.) and outreach messages (e.g., Enviroscene presentation, pesticides, stormwater awareness)	Provide general staff feedback on the event (e.g., success at reaching a broad spectrum of the community, well attended, good opportunity to talk to gardeners etc.). Provide other details such as: <ul style="list-style-type: none"> ● Success at reaching a broad spectrum of the community ● Number of participants compared to previous years. ● Post-event effectiveness assessment/evaluation results ● Quantity/volume of materials cleaned up, and comparisons to previous efforts
Stormwater Exhibit at the Alameda County Fair: The Fair ran through July 7, 2019. Setting up the exhibit and producing the outreach materials are Countywide Program efforts. Staffing the exhibit is an effort conducted by individual Permittees.	The County Fair is attended by a wide range of residents from throughout the County. The primary message of this year’s exhibit is proper waste disposal. The exhibit highlights the Program’s mascots, Fred and Izzy, and incorporates the Program’s videos that discourage littering, residential car washing, and hosing of driveways and sidewalks.	Several hundred thousand residents attend the fair each year. A detailed description of the exhibit is included in Section C.7 Public Information and Outreach of the ACCWP FY 2019-2020 Annual Report.

Event Details	Description (messages, audience)	Evaluation of Effectiveness
<p>Oakland Creek to Bay Day, 9/21/2019: Local event at 56 Oakland sites, including 41 creek and shoreline sites.</p>	<p>Event type: Volunteer environmental trash cleanup and ecological restoration event.</p> <p>Audience: Volunteers that live, work, and play in Oakland.</p> <p>Outreach Message: For Oakland Creek to Bay Day 2019, Oakland was joined by San Francisco and San Jose in a friendly competition called <i>Battle for the Bay</i>. San Francisco Mayor London Breed, Oakland Mayor Libby Schaaf and San José Mayor Sam Liccardo joined together to increase volunteer turnout for the California Coastal Commission’s annual Coastal Cleanup Day. In addition to major cleaning and greening projects throughout the three cities, the initiative raised awareness about the problem of marine debris, while promoting programs to prevent littering and illegal dumping. The three cities turned out nearly 6,400 volunteers who picked up more than 200,000 pounds of trash in just one morning.</p>	<p>Attendance: 1,673 volunteers contributed 7,193 hours</p> <p>Volunteers prevented 93,894 gallons of trash from entering Oakland’s creeks, Lake Merritt and the estuary. Volunteers at these sites also removed 19,513 gallons of green waste (mostly non-native plants) to allow native plants to flourish and reduce fuel load. Volunteers also abated graffiti, and performed weeding, planting, and creek restoration projects.</p> <p>In 2018, 1,868 volunteers contributed 5,730 volunteer hours and removed approximately 45,045 gallons of trash and over 39,383 gallons of green waste on Creek to Bay Day.</p>
<p>Oakland Earth Day, 4/22/2020: Online</p>	<p>Event type: Online event due to Covid-19 shelter in place order.</p> <p>Audience: Oakland residents.</p> <p>Outreach Message: Oakland Public Works promoted 50+ home-based ideas in honor of the 50th anniversary of Earth Day. In the spirit of Earth Month, the City of Oakland highlighted ideas from this list with daily social media posts aimed at engaging Oaklanders to take part in Earth celebration, education, and stewardship from home. Many of these ideas fall under the category of Water Conservation and Protection. Five of the resources listed link viewers to the Alameda County Clean Water Program webpage for grants, rainwater capture, non-toxic pest control sprays, healthy gardens and home maintenance. Other water-related resources and ideas include water conservation and rebate programs, ocean awareness grants, job listings, home water use audits, greywater systems tips, hazardous</p>	<p>Attendance: NA</p>

	waste disposal, eco-friendly laundry, reusables in place of plastics, and native and drought tolerant landscaping. This resource page will continue to be available throughout the year with the message "Earth Day is Every Day".	
Event Details	Description (messages, audience)	Evaluation of Effectiveness
<p>Martin Luther King Jr. Day of Service, 1/20/2020: Local event at 36 Oakland sites, including 13 creek and shoreline sites.</p>	<p>Event type: Volunteer environmental trash cleanup and ecological restoration event.</p> <p>Audience: Volunteers that live, work, and play in Oakland.</p> <p>Outreach Message: Join your neighbors to clean and green Oakland! Environmental cleanup of trash in streets, parks, and creeks, and restoration of creek habitat.</p>	<p>Attendance: 2,650 volunteers contributed 8,975 volunteer hours.</p> <p>Volunteers removed 24,020 gallons of trash and 33,670 gallons of green waste. The trash removed will allow for better water quality and green waste removed (mostly non-native) will allow native plants to flourish while also reducing fire fuels. Volunteers also abated graffiti, and performed weeding, planting, and creek restoration projects.</p> <p>In 2019, 2,650 volunteers contributed 8,975 hours and removed over 22,900 gallons of trash and over 33,650 gallons of green waste.</p>
<p>State of the Estuary Conference, 10/10 & 10/11/2019 Two Poster Presentations - Trash Management and Creeks</p>	<p>Event type: Regional conference</p> <p>Audience: Environmental Professionals, students, government officials.</p> <p>Outreach Message: One poster was a new map of Oakland's creeks that is now available to volunteer leaders educating about Oakland creeks in English, Spanish, or Chinese. The other poster describes Oakland's Trash Management activities contributing to clean creeks and waterways.</p>	<p>Attendance: Conference attendees estimated at 3,000.</p>

Event Details	Description (messages, audience)	Evaluation of Effectiveness
<p>Adopt a Spot (including Spots, Parks, Medians, and Creeks) and Community Cleanup Events</p>	<p>In FY 2019-2020, the City organized and supported 10,760 volunteer events through its Adopt a Spot program and Community Cleanup events. Activities for these events included litter pickup, graffiti abatement, weeding, planting, and creek restoration.</p> <p>Volunteers contributed a total of 102,149 hours during these events.</p>	<p>Over 650 volunteers have adopted spots throughout Oakland. Over 23,000 volunteers attended events hosted by these adopters during FY 2019-2020.</p> <p>A spreadsheet of dates, locations, description of work, and volunteer hours is available on request.</p>
<p>Oakland Adopt a Drain</p>	<p>To publicize our Adopt a Drain program, we continued to distribute our program outreach flyer in English, Spanish, Chinese, and Vietnamese. The flyer describes the importance of maintaining storm drains, how to maintain storm drain, and how to sign up for Oakland Adopt a Drain.</p> <p>We are working with ESRI to build out a new improved platform for the Adopt a Drain website. Our current adopt a drain website (www.adoptadrainoakland.com) has some limitations. This website facilitates storm drain maintenance adoption by making it much easier for Oakland residents to adopt a drain.</p>	<p>Over 800 volunteers maintain 1,441 storm drain inlets via the City of Oakland Adopt a Drain website. In FY 2019-2020, program volunteers spent more than 16,000 hours removing trash and debris from the City's storm drain inlets.</p> <p>Volunteers clear debris and trash from ten feet on either side of their adopted storm drain before rain events to prevent flooding and trash from getting into creeks.</p> <p>When requested, Oakland staff provide information on how to start similar programs in other communities.</p>

C.7.e. ► Watershed Stewardship Collaborative Efforts

Summarize watershed stewardship collaborative efforts and/or refer to a regional report that provides details. Describe the level of effort and support given (e.g., funding only, active participation etc.). State efforts undertaken and the results of these efforts. If this activity is done regionally refer to a regional report.

Evaluate effectiveness by describing the following:

- Efforts undertaken
- Major accomplishments

Summary:

Program Efforts:

Refer to Section C.7 of the Countywide Program's FY 2019-2020 Annual Report.

Local Efforts:

- Provided support to the restoration, watershed and stormwater protection, and native plant nursery efforts of the Friends of Sausal Creek (FOSC). FOSC implements numerous habitat restoration, water quality protection, trash remediation, and public outreach and engagement activities throughout the watershed.
- Continued to participate in meetings of the San Leandro Creek Alliance (SLCA) to support efforts to protect the San Leandro Creek watershed and to provide input on plans for restoration and a greenway along San Leandro Creek.
- Participated in BASMAA Bay Area Trash Workgroup, a team of municipal staff, RWQCB, and non-governmental organizations that focus on meeting trash reduction efforts.
- The City provides letters of support and planning ideas to community groups and other agencies upon request for projects proposing to plant trees, install green stormwater infrastructure, address littering and illegal dumping, etc.
- Collaborating with Caltrans to implement large trash capture projects. Two locations have been identified 1) Mandela & 24th and 2) 105th & Edes Ave. Caltrans has shifted these projects from their Cooperative Implementation Agreement (CIA) program to their Financial Contribution Only (FCO) program. The FCO program covers capital costs only and the City is waiting on further information regarding additional funding mechanisms to assist with non-construction costs.
- Continued to participate in the organizing committee, including meetings and document review, for the Green Infrastructure Regional Roundtable, an effort of BASMAA funded by the EPA. The Regional Roundtable is an effort to bridge the gap in funding for green infrastructure through collaboration with transportation projects. In FY 2019-2020, the City provided information on how the City of Oakland was able to apply transportation funding to Capital Improvement Program projects that included green stormwater infrastructure to BASMAA to help develop guidance for municipalities.

C.7.f. ► School-Age Children Outreach

Summarize school-age children outreach programs implemented. A detailed report may be included as an attachment. Use the following table for reporting school-age children outreach efforts.

Program Details	Focus & Short Description	Number of Students/Teachers reached	Evaluation of Effectiveness
Provide the following information: Name Grade or level (elementary/ middle/ high)	Brief description, messages, methods of outreach used	Provide number or participants	Provide agency staff feedback. Report any other evaluation methods used (quiz, teacher feedback etc.). Attach evaluation summary if applicable.
See the C.7 Section of the countywide program's FY 2019-2020 Annual Report for a description of School-age Children Outreach efforts conducted at the countywide level.			
Lake Merritt Institute School Outreach Program	Watershed awareness activities, reduction of litter in Lake Merritt, Lake Merritt habitat information, and stormwater pollution awareness.	210 students reached	See Attachment C.7.2 for school outreach events conducted by the Lake Merritt Institute on behalf of the City of Oakland. Students learned about impacts of urban runoff on the lake and lake wildlife, people, and history.

C.7.g. ► Outreach to Municipal Officials

(For FY 19-20 Annual Report only) Summarize outreach conducted to increase the overall awareness of stormwater and/or watershed messages among municipal officials.

Summary:
 City staff delivered a Trash Compliance update to the Oakland Public Works Committee on the 2/25/20 Agenda.
 City staff presented a poster at the State of the Estuary conference in Oakland on October 10 & 11, 2019. The poster describes how Oakland's Trash Management activities are contributing to clean creeks and waterways.

Section 9 – Provision C.9 Pesticides Toxicity Controls

C.9.a. ► Implement IPM Policy or Ordinance							
Is your municipality implementing its IPM Policy/Ordinance and Standard Operating Procedures?				<input checked="" type="checkbox"/>	Yes	<input type="checkbox"/>	No
If no, explain:							
Report implementation of IPM BMPs by showing trends in quantities and types of pesticides used, and suggest reasons for increases in use of pesticides that threaten water quality , specifically organophosphates, pyrethroids, carbamates fipronil, indoxacarb, diuron, and diamides. A separate report can be attached as evidence of your implementation.							
Trends in Quantities and Types of Pesticide Active Ingredients Used⁵⁶							
Pesticide Category and Specific Pesticide Active Ingredient Used	Amount ⁵⁷						
	FY 15-16	FY 16-17	FY 17-18	FY 18-19	FY 19-20	FY 20-21	
Organophosphates							
Active Ingredient Chlorpyrifos	None Reported	None Reported	None Reported	None Reported	None Reported		
Active Ingredient Diazinon	None Reported	None Reported	None Reported	None Reported	None Reported		
Active Ingredient Malathion	None Reported	None Reported	None Reported	None Reported	None Reported		
Pyrethroids (see footnote #57 for list of active ingredients)							
Masterline (bifenthrin)	18.7 oz.	None Reported	None Reported	None Reported	None Reported		
P.I. (Pyrethrins)	1.0 oz.	None Reported	None Reported	None Reported	None Reported		
Suspend SC (deltamethrin)	0.5 oz.	None Reported	None Reported	None Reported	None Reported		

⁵⁶Includes all municipal structural and landscape pesticide usage by employees and contractors.

⁵⁷Weight or volume of the active ingredient, using same units for the product each year. Please specify units used. The active ingredients in any pesticide are listed on the label. The list of active ingredients that need to be reported in the pyrethroids class includes: metofluthrin, bifenthrin, cyfluthrin, beta-cyfluthrin, cypermethrin, deltamethrin, esfenvalerate, lambdacyhalothrin, and permethrin.

Pesticide Category and Specific Pesticide Active Ingredient Used	Amount ⁵⁷					
	FY 15-16	FY 16-17	FY 17-18	FY 18-19	FY 19-20	FY 20-21
Tempo SC Ultra (beta-cyfluthrin)	6 ml.	2.95 ml.	None Reported	None Reported	None Reported	
Temprid (beta-cyfluthrin)	10 ml.	None Reported	None Reported	None Reported	None Reported	
Transport Mikron (bifenthrin)	None Reported	1.42 grams	None Reported	None Reported	None Reported	
Drione Insecticide (Pyrethrins)	None Reported	None Reported	None Reported	None Reported	0.66 oz.	
Carbamates						
Active Ingredient Carbaryl	None Reported	None Reported	None Reported	None Reported	None Reported	
Active Ingredient Aldicarb	None Reported	None Reported	None Reported	None Reported	None Reported	
Fipronil						
Phenylpyrazoles – Termidor	None Reported	0.0728 oz.	None Reported	None Reported	None Reported	
Max Force	None Reported.	None Reported	1.05 oz.	7.49 oz.	None Reported	
Indoxacarb						
Oxadiazines – Advion	Reporting not required in FY 15-16	1.335 grams	19.79 oz.	9.52 oz.	None Reported	
Diuron	Reporting not required in FY 15-16	None Reported	None Reported	None Reported	None Reported	
Diamides						
Active Ingredient Chlorantraniliprole	Reporting not required in FY 15-16	None Reported	None Reported	None Reported	None Reported	

Pesticide Category and Specific Pesticide Active Ingredient Used	Amount ⁵⁷					
	FY 15-16	FY 16-17	FY 17-18	FY 18-19	FY 19-20	FY 20-21
Active Ingredient Cyantraniliprole	Reporting not required in FY 15-16	None Reported	None Reported	None Reported	None Reported	
<p>Reasons for increases in use of pesticides that threaten water quality:</p> <p>The City selected a new pesticide contractor beginning in FY 2019-2020. The new contractor, Omega Termite and Pest Control, elected to use Drione Insecticide for wasp or yellow jacket control. Per the City’s practices, staff works with the pesticide application provider to emphasize the reduction and minimization of pesticides throughout the City.</p> <p>IPM Tactics and Strategies Used:</p> <p>The City of Oakland works with both City staff and the City’s pesticide application contractor, Omega Termite and Pest Control, to implement the following Integrated Pest Management (IPM) tactics and strategies to reduce the use of hazardous pesticides throughout the City:</p> <ol style="list-style-type: none"> 1. Omega Termite and Pest Control is IPM-certified by Green Pro and provides the following services to the City: <ul style="list-style-type: none"> • Review and evaluate pesticide materials application reports to evaluate pesticide application use trends, to determine alternate methods of pest management, and to eliminate the use of more hazardous pesticides. • Evaluate the need for pesticide application by using monitor devices. • Minimize pesticide application by use of non-chemical methods for pest management such as ant glue strips, mouse and rat traps, and bait stations. • Use natural deterrents such as Coyote Urine. • Use soap wipe downs to deter pest infestation. • Use less toxic pesticides such as insect growth regulators and inorganics. 2. City staff in the Bureau of Environment, Parks and Tree Services Division (PTSD) and Keep Oakland Clean and Beautiful (KOCB): <ul style="list-style-type: none"> • Minimize volumes applied - use of chemical pesticide (herbicide) only when necessary on street medians. • Use non-pesticide weed control methods such as mulching. • Conduct manual weed removal when applicable and feasible. <p>Currently, staff in PTSD and KOCB, are not using any product that contains glyphosate - the active ingredient in Roundup and Ranger Pro. Both of these products are non-selective, post emergent herbicides. They are made to kill most weeds. Alternatively, the City is using (on a trial basis) Diquat and Avenger (for organic gardening) to control weeds between April and October. To control weeds before they germinate, the City uses Surflan AS and Isoxaben 75WG. These herbicides are pre-emergent and prevent weeds from germinating.</p> <p>In continually working in the spirit of IPM, the City has used less and less herbicides and has been focusing its attention on using mulch to control weeds. Mulch helps to increase soil moisture and prevent weed growth.</p>						

C.9.b ▶ Train Municipal Employees

Enter the number of employees that applied or used pesticides (including herbicides) within the scope of their duties this reporting year.	30
Enter the number of these employees who received training on your IPM policy and IPM standard operating procedures within this reporting year.	30
Enter the percentage of municipal employees who apply pesticides who have received training in the IPM policy and IPM standard operating procedures within this reporting year.	100%
Type of Training: Countywide IPM Training, PAPA Seminar, local tailgate training	

C.9.c ▶ Require Contractors to Implement IPM

Did your municipality contract with any pesticide service provider in the reporting year, for either landscaping or structural pest control?	X	Yes		No
If yes, did your municipality evaluate the contractor’s list of pesticides and amounts of active ingredients used?	X	Yes		No,
<p>Prior to the start of their contract with the City, Omega Termite and Pest Control was provided with copies of the City of Oakland’s IPM ordinances (included as Attachments C.9.1 to C.9.3). Additionally, Omega Termite and Pest Control is an IPM (or equivalent) certified pesticide application provider. Omega Termite and Pest Control’s Green Pro certificate is included as Attachment C.9.4 of this Annual Report.</p> <p>City staff either meets with Omega Termite and Pest Control staff prior to and at the completion of a site visit/inspection or accompanies Omega Termite and Pest Control staff during periodic site visits to monitor contractor performance and identify issues and problem areas. While accompanying Omega Termite and Pest Control staff during site visits City staff oversees pesticide applications and/or use of non-chemical pest management controls. City staff verified that Omega Termite and Pest Control adheres and conforms to the City’s IPM policies.</p> <p>Pest monitoring reports containing pesticide application details are provided by Omega Termite and Pest Control to the City of Oakland in electronic format, and are reviewed to ensure compliance with the City’s IPM ordinances. Electronic pesticide materials application reports are provided to the City so pesticide applications can be easily tabulated, tracked, and evaluated. Information included consists of the following:</p> <ul style="list-style-type: none"> • Indoor vs. outdoor application • Type of applications – non-chemical trap/deterrent, soap wipe downs, monitoring device • Product type used – natural, EPA Exempt product, or specific pesticide • Volume of product used • Volume of active ingredient • Volume of applied diluted product 				

C.9.d ▶ Interface with County Agricultural Commissioners

Did your municipality communicate with the County Agricultural Commissioner to: (a) get input and assistance on urban pest management practices and use of pesticides or (b) inform them of water quality issues related to pesticides,	<input checked="" type="checkbox"/>	Yes	<input type="checkbox"/>	No
---	-------------------------------------	-----	--------------------------	----

If yes, summarize the communication. If no, explain.
 An Alameda County Agricultural Commissioner Inspector visited the City’s Municipal Service Center (MSC) located at 7101 Edgewater Drive in Oakland, California on December 31, 2019. The site visit/inspection included the annual facility inspection, a review of record keeping, and issuance of the City’s spray permit.

In addition, the Alameda County Agricultural Commissioner Inspectors conduct random unannounced inspections throughout the year at various application locations on the City of Oakland on a continuous basis.

Additionally, please refer to Provision C.9 Pesticide Toxicity Controls section of the Alameda Countywide Clean Water Program (ACCWP) FY 2019-2020 Annual Report.

Did your municipality report any observed or citizen-reported violations of pesticide regulations (e.g., illegal handling and applications of pesticides) associated with stormwater management, particularly the California Department of Pesticide Regulation (DPR) surface water protection regulations for outdoor, nonagricultural use of pyrethroid pesticides by any person performing pest control for hire.	<input type="checkbox"/>	Yes	<input checked="" type="checkbox"/>	No
--	--------------------------	-----	-------------------------------------	----

If yes, provide a summary of improper pesticide usage reported to the County Agricultural Commissioner and follow-up actions taken to correct any violations. A separate report can be attached as your summary.

C.9.e.ii (1) ▶ Public Outreach: Point of Purchase

Provide a summary of public outreach at point of purchase, and any measurable awareness and behavior changes resulting from outreach (here or in a separate report); **OR** reference a report of a regional effort for public outreach in which your agency participates.

Summary:
 See the C.9 Pesticides Toxicity Control section of Countywide Program’s FY 2019-2020 Annual Report for information on point of purchase public outreach conducted countywide and regionally.

C.9.e.ii (2) ► Public Outreach: Pest Control Contracting Outreach

Provide a summary of outreach to residents who use or contract for structural pest control and landscape professionals); **AND/OR** reference a report of a regional effort for outreach to residents who hire pest control and landscape professionals in which your agency participates.

Summary:

See the C.9 Pesticides Toxicity Control section of Countywide Program’s FY 2019-2020 Annual Report for information on point of purchase public outreach conducted countywide and regionally.

C.9.e.ii.(3) ► Public Outreach: Pest Control Operators

Provide a summary of public outreach to pest control operators and landscapers and reduced pesticide use (here or in a separate report); **AND/OR** reference a report of a regional effort for outreach to pest control operators and landscapers in which your agency participates.

Summary:

See the C.9 Pesticides Toxicity Control section of Program’s FY 2019-2020 Annual Report for a summary of our participation in and contributions towards countywide and regional public outreach to pest control operators and landscapers to reduce pesticide use.

C.9.f ► Track and Participate in Relevant Regulatory Processes

Summarize participation efforts, information submitted, and how regulatory actions were affected; **AND/OR** reference a regional report that summarizes regional participation efforts, information submitted, and how regulatory actions were affected.

Summary:

During FY 2019-2020, we participated in regulatory processes related to pesticides through contributions to the countywide Program, BASMAA, and CASQA. For additional information, see the Regional Report submitted by BASMAA on behalf of all MRP Permittees.

Section 10 - Provision C.10 Trash Load Reduction

C.10.a.i ► Trash Load Reduction Summary

For population-based Permittees, provide the overall trash reduction percentage achieved to-date within the jurisdictional area of your municipality that generates problematic trash levels (i.e., Very High, High or Moderate trash generation). Base the reduction percentage on the information presented in C.10.b i-iv and C.10.e.i-ii. Provide a discussion of the calculation used to produce the reduction percentage

Trash Load Reductions	
Percent Trash Reduction in All Trash Management Areas (TMAs) due to Trash Full Capture Systems (as reported C.10.b.i)	11.9%
Percent Trash Reduction in all TMAs due to Control Measures Other than Trash Full Capture Systems (as reported in C.10.b.ii) ⁵⁸	49.4%
Percent Trash Reduction due to Jurisdictional-wide Source Control Actions (as reported in C.10.b.iv)	10.0%
SubTotal for Above Actions	71.3%
Trash Offsets (Optional)	
Offset Associated with Additional Creek and Shoreline Cleanups (as reported in C.10.e.i)	10.0%
Offset Associated with Direct Trash Discharges (as reported in C.10.e.ii)	15.0%
Total (Jurisdictional-wide) % Trash Load Reduction through FY 2019-20	96.3%

Discussion of Trash Load Reduction Calculation:

- **Full Capture Systems (11.9%):** One additional HDS trash full capture system was installed at Brooklyn Basin in FY 2019-2020. The percent trash reduction has changed from 12.4% (FY 2018-2019) to 11.9% due to the reassessment of areas addressed by CPS devices associated with the Bus Rapid Transit (BRT) project. Collectively, the devices installed to-date treat over 1,280 acres of land in the City. Areas “treated” by full trash capture systems (see Attachment C.10.1) receive trash reduction credit under Section C.10.b.i and are not eligible for reduction credit through On-Land Visual Trash Assessment (OVTA) results in C.10.b.ii. As the City installs additional full trash capture systems, the OVTA Program will be modified to remove sites within areas treated by full trash capture systems.
- **Other Trash Management Actions (49.4%):** In addition to full capture systems, the City continued to implement numerous trash reduction controls in FY 2019-2020 (see Citywide Summary below). A total of 483 OVTAs were conducting by the City in FY 2019-2020. The City’s Baseline Trash Generation Map is included in Attachment C.10.1. No revisions have been made. See Attachment C.10.2 for a map summarizing baseline trash generation and reductions to-date in the City via other actions (i.e., OVTAs).

⁵⁸ See Appendix 10-1 for changes between 2009 and FY 2019-2020 in trash generation by TMA as a result of Full Capture Systems and Other Measures.

- **Jurisdictional-wide Source Control Actions (10%):** The City is receiving 10% reduction from the expanded countywide plastic bag and polystyrene food service ware bans.
- **Additional Creek/Shoreline Cleanups (10%):** The City continued to implement numerous trash removal/cleanup events in Lake Merritt and local creeks and on the Bay shorelines. Over 493,000 gallons of trash were removed from local waterways during FY 2019-2020 through these additional creek/shoreline cleanup efforts of City staff and volunteers (see Attachment C.10.3). These 493,000 gallons are in addition to the volume of trash removed from the required annual cleanup of the City's trash hot spots.
 - **Direct Discharge (15%):** The City submitted our Direct Trash Discharge Control Plan (Direct Discharge Plan) to the Water Board on February 1, 2019. On April 9, 2019, the Water Board's Executive Officer approved the Direct Discharge Plan. The Plan includes actions that the City will take to prevent and reduce the impacts of trash generated by illegal dumping and homeless encampments within the City. A Progress Report on the actions taken by the City in FY 2019-2020 as part of our Direct Discharge Control Plan is included in Attachment C.10.4. A total of 11,337 CYs of trash were removed in FY 2019-2020 via actions included in the City's Direct Discharge Plan. The trash load reduction associated with the Direct Discharge Plan is based on calculation methods described in the MRP.

Planned Actions for FY 2020-2021

In FY 2020-2021, the City will continue to implement its three-part plan to achieve future trash load reduction mandates:

- Installation of full trash capture systems
- Implementation of other control measures
- Program development and research

Moving forward, actions the City will undertake include, but are not limited to:

- Leverage existing capital and transportation funding, grants, and private development projects to install full trash systems. The City completed a Citywide trash capture feasibility study to identify the most cost-effective and feasible locations and types of devices for installation. The feasibility study will be used to direct the location of future trash capture devices to maximize trash reduction credit. In FY 2020-2021, the City will pursue the following trash capture projects:
 - o The City of Oakland is pursuing an agreement with Caltrans to fund the design and construction of large trash capture devices. The City has identified two possible locations for the installation of a device that would provide trash capture benefit for both the City and Caltrans. Caltrans has shifted these projects from their Cooperative Implementation Agreement (CIA) program to their Financial Contribution Only (FCO) program. The FCO program covers capital costs only and the City is waiting on further information regarding additional funding mechanisms to assist with non-construction costs.
 - o Implement several hundred connector pipe screens on very-high, high, and moderate trash generating areas as part of the 3-Year Paving Program.⁵⁹
 - o Utilize \$250,000 allocated in the City's Biennial Budget for FY 2019-2021 for the installation of full trash capture devices.
 - o Utilize \$225,000 of City Department of Transportation funds for the design of full trash capture devices.
- Examine the fee structure, fee amount, and definition of Excess Litter Fee eligible businesses.
- Work with stakeholders to encourage the formation of Business Improvement Districts in other areas (e.g., Piedmont Avenue, Chinatown, Embarcadero Cove Area, Coliseum Area, Oakland Airport Area).

⁵⁹ For more information see: <https://www.oaklandca.gov/projects/2019-paving-plan>.

- Expand the extensive volunteer cleanup and Adopt a Creek and Adopt a Spot programs and improve the data collection on the volume of trash removed.
- Analyze implementation of the existing polystyrene, plastic bag, and plastic straw ordinances and, as necessary, make improvements to inspection and enforcement including tracking of violations and referrals to City Administrator's staff for enforcement/citation.
- Conduct a citywide street sweeping evaluation study with recommended improvements to improve trash levels on streets, reduce redundancies in trash control measures, and improve the cost-efficiency of the City's Street Sweeping Program.

Note about COVID-19 Pandemic - Due to the Shelter-in-Place Order issued by the County of Alameda Department of Public Health, the City had to modify trash control measure implementation for a period of time during the spring of 2020. Temporary modifications included the reduction in street sweeping frequencies in some areas, suspension of vehicle parking enforcement on City streets, and reduction or elimination of some volunteer cleanup events and those conducted as part of the Sheriff Work Alternative Program (SWAP). These control measures were mostly reinstated in late FY 2019-2020 and based on the results of On-land Visual Trash Assessments (see section C.10.b.ii), it appears that this brief suspension had limited effects on trash generation in the City.

C.10.a.iii ► Mandatory Trash Full Capture Systems

Provide the following:

- 1) Total number and types of full capture systems (publicly and privately-owned) installed prior to FY 19-20, during FY 19-20, and to-date, including inlet-based and large flow-through or end-of-pipe systems, and qualifying low impact development (LID) required by permit provision C.3.
- 2) Total land area (acres) treated by full capture systems for population-based Permittees and total number of systems for non-population based Permittees compared to the total required by the permit.

Type of System	# of Systems	Areas Treated (Acres)
Installed in FY 19-20		
Hydrodynamic Separator Unit (Public)	1	35.6
Installed Prior to FY 19-20		
Connector Pipe Screens/Baskets (Public)	188*	268.0**
Gross Solids Removal Device (Public)	2	27.7
Hydrodynamic Separator Units (Public)	10	928.2
Low Impact Development (Public)	3 ***	19.6
Tree Wells (Public)	6	1.2
Total for all Systems Installed To-date	210	1,280.3
Treatment Acreage Required by Permit (Population-based Permittees)		228
Total # of Systems Required by Permit (Non-population-based Permittees)		N/A

* Due to changes in the locations of full capture systems associated with the BRT Project, the number of CPS systems reported in previous annual reports has changed from 209 (FY 2018-2019) to 188. This total does not include four (4) connector pipe screens installed by the City of Emeryville and one (1) screen installed by the City of Piedmont whose treatment areas extend into the City's jurisdictional area.

** The acres reported in FY 2019-2020 changed due to the reassessment of areas addressed by CPS devices associated with the BRT project. The acres treated have decreased by 60.8 acres compared to FY 2018-2019. This number includes the City jurisdictional area that is treated by full capture systems installed by the City of Emeryville and City of Piedmont.

*** Many additional LID features (e.g., bioretention facilities) are not included because they are part of larger projects that are also treated by traditional full capture devices.

C.10.b.i ► Trash Reduction - Full Capture Systems

Provide the following:

- 1) Jurisdiction-wide trash reduction in FY 19-20 attributable to trash full capture systems implemented in each TMA;
- 2) The total number of full capture systems installed to-date in your jurisdiction;
- 3) The percentage of systems in FY 19-20 that exhibited significant plugged/blinded screens or were >50% full when inspected or maintained;
- 4) A narrative summary of any maintenance issues and the corrective actions taken to avoid future full capture system performance issues; and
- 5) A certification that each full capture system is operated and maintained to meet the full capture system requirements in the permit.

TMA	Jurisdiction-wide Reduction (%)	Total # of Full Capture Systems	% of Systems Exhibiting Plugged/Blinded Screens or >50% full in FY 19-20	Summary of Maintenance Issues and Corrective Actions
1	3.4%	210	0%	The City's maintenance program includes cleaning and maintaining all full trash capture systems once per year. This City has found this cleaning frequency to be sufficient to avoid any clogging or flooding issues. The City has not had any maintenance issues or corrective actions in FY 2019-2020.
2	1.7%			
3	0.0%			
4	0.0%			
5	0.1%			
6	0.5%			
7	2.2%			
8	1.4%			
9	0.3%			
10	0.1%			
11	1.1%			
12	1.1%			
13	0.0%			
14	0.0%			
15	0.0%			
16	0.0%			
Total	11.9%			

Certification Statement:
 The City of Oakland certifies that a full capture system maintenance and operation program is currently being implemented to maintain all applicable systems in manner that meets the full capture system requirements included in the Permit (please see summary above).

C.10.b.ii ► Trash Reduction – Other Trash Management Actions (PART A)

Provide a summary of trash control actions other than full capture systems or jurisdictional source controls that were implemented within each TMA, including the types of actions, levels and areal extent of implementation, and whether actions are new, including initiation date.

TMA	Summary of Trash Control Actions Other than Full Capture Systems
<p>Citywide Summary</p>	<p>The City implemented trash control actions other than full capture systems or jurisdictional source controls in TMAs throughout the City. This report section describes these trash control actions. See Attachment C.10.5 for a map of Oakland’s TMAs.</p> <p>Street Sweeping</p> <p>The City’s intensive Street Sweeping Program is the most widespread control measure the City uses to remove its trash. The City has posted signs on all routes and uses a rigorous enforcement program to help ensure compliance with the parking restrictions. The City targets some of its street sweeping efforts to “Very High” trash producing areas including downtown Oakland, business districts, and major arterials. This targeted street sweeping effort provides three or more street sweeping events per week in those designated high trash areas. Throughout the rest of the City, sweeping is conducted monthly, bi-weekly, and weekly, depending on the trash level. To enhance performance above its baseline street sweeping levels, the City has implemented many control measures since 2009:</p> <ul style="list-style-type: none"> • Starting in 2009, the City began to track the re-paving of its City streets to reduce potholes. Smoother streets improve the efficiency of the sweepers in removing trash. City paving maps (see https://www.oaklandca.gov/resources/paving-data-maps) show the condition of streets and the streets to be paved under the 2019 draft 3-Year Paving Plan. • In 2010 all sweeper units were equipped with GPS devices that log the route and speed of each vehicle. This helps ensure sweepers are operated in a way that provides the most effective result. • In 2012, the City added a regenerative air sweeper that in high trash areas is used in tandem with a mechanical broom sweeper to ensure full trash removal. • In FY 2013-2014, the City added three more regenerative air sweepers and eight new mechanical broom sweepers. • In FY 2014-2015, sweeping operators received training on trash reduction goals for the City and the importance of the Street Sweeping Program in meeting those goals. • In 2015 and 2016 the City conducted a routing analysis of its Street Sweeping Program. Applying the results of the efficiency analysis, the City was able to improve sweeping efficiency and effectiveness. • In 2018 the City replaced five aging mechanical street sweepers with five new mechanical street sweepers, which are more efficient and effective. • In 2020 the City initiated a Street Sweeping Evaluation Study (building off the findings from the 2015-2016 study) to evaluate the City’s existing street sweeping program and develop recommendations designed to improve trash levels on streets and available to the City’s MS4, reduce redundancy in trash control measures implemented, and improve the cost-efficiency of the City’s street sweeping program. The Study will be completed in FY 2020-2021 and recommendations on changes to parking restrictions and/or enforcement will be coordinated with the Parking Enforcement Division. <p>In FY 2019-2020, the City continued to implement the Street Sweeping Program. It takes four weeks of each month to complete</p>

planned street sweeping throughout the City. On the remaining days each month (not including February), City staff conduct additional sweeping. They consider trash generation levels when prioritizing street sweeping on the “extra” days each month and starting in FY 2018-2019 have increased the number of streets swept on these “extra days. In addition, starting in FY 2018-2019 the City began sweeping select streets in and around the former Oakland Army Base (Maritime Street, Burma Road, Wake Avenue, Admiral Toney Way). The service is provided once a week and accounts for an additional 5.1 miles of street cleaning per week.

On-Land Cleanup

Oakland’s award-winning Adopt a Spot program supports individuals, neighborhood groups, civic organizations, and businesses in ongoing cleaning and greening of parks, creeks, shorelines, storm drains, streets, trails, and other public spaces. The program allows volunteers to “adopt” individual sites, pick up trash at the site, and track and report their volunteer hours. The City tracks the active “adopt” sites by asking “adopters” to record the number of volunteers and hours spent at an adopted site. These volunteer hours are recorded and used to estimate total volume of trash removed through volunteer efforts.

Under the heading of “Adopt a Spot,” volunteers can adopt an on-land site such as a spot or a park. If the volunteer adopts a median, it is tracked under the “Adopt a Park” portion of the overall program. Creeks and drains can also be adopted and are described below in this report. In FY 2019-2020, citywide, volunteers clocked about 66,637 on-land clean-up volunteer hours at adopted spots and parks. The City estimates that these volunteers removed about 773,000 gallons of trash.

See Attachment C.10.6 for the map of over 400 confirmed active adopted spots and parks (if they adopt a median, the data are collected under the “park” category). The map also includes 84 adopted spots within 500 feet of a waterway where volunteers often clean up beyond the creek bank area. There were 86 new spots adopted in FY 2019-2020.

In addition to the Adopt a Spot program, the City implements other on-land clean-up efforts, such as community clean ups, and records the number of volunteer hours, sites, and events. The table below describes changes in on-land clean-up volunteer participation activities since 2010. There was a 51% net increase in volunteer hours since 2010 (the table excludes Earth Day and Coastal Cleanup Day results; see section C.10.e for information on these events).

Indicator	2010 ⁶⁰	FY 2019-2020	% Change Since FY 2010
Volunteer Hours (on-land clean-ups at adopted spots, parks, and medians & community events)	44,000	66,637	51% Increase in hours
No. of On-Land Events (on-land clean ups at adopted spots, parks, medians & community events)	1,109	7,694	594% Increase in number of events

Adopt A Drain

In 2013, the City officially launched an “Adopt a Drain” program (www.oaklandca.gov/topics/adopt-a-storm-drain). Prior to 2013, and beginning in 2002, volunteers adopted drains as part of their Adopt a Spot agreement. In FY 2013-2014 an online Adopt a

⁶⁰ Data in 2010 is only available in calendar year. The 2010 calendar year is compared to the 2019-2020 fiscal year.

Drain registration system was implemented and volunteers adopted 177 storm drain inlets that year. In FY 2019-2020 the City added 73 new adopted storm drains, bringing the total number to 1,468, a 729% increase in adopted drains since the online registration program was initiated in 2013. This translates to regular debris and trash removal for more than 10% of the City's estimated 13,680 storm drains.

While the primary focus of the Adopt a Drain program is removal of debris before and during storm events, volunteers also remove litter at the adopted storm drain. In addition, adopters do most of their cleaning just prior to rain events after receiving notification from City staff of approaching storms. The regular cleaning of these storm drains removes a substantial amount of litter that would have otherwise entered the storm drain. See Attachment C.10.7 for a map of Adopt a Drain locations. A summary of the Adopt a Drain Program data is provided in the following tables:

FY 2019-2020 Results	FY 2019-2020
New Adopted Storm Drain Inlets	73
# Storm Drain Cleaning Events	10,200
# Volunteer Hours	15,660

Total Storm Drains Adopted by June 30, 2013	Total Storm Drains Adopted by June 30, 2019	Total Storm Drains Adopted by June 30, 2020	% Increase Since 2013
177	1,395	1,468	729%

Partial Capture Devices

The City has installed a total of 110 partial trash capture devices. This includes 100 auto-retractable screens and 6 trash booms at Lake Merritt (see Attachment C.10.8 for locations of partial trash capture devices).

Storm Drain Cleaning

The City continues to maintain a variety of stormwater infrastructure types (including weirs, tree wells, storm drain [SD] inlets, SD inlet baskets, SD inlet screens, culvert and storm pipes, manholes, "V" ditches, pump stations, and continuous deflective separation [CDS] trash collection units). The main function of the stormwater infrastructure is to convey stormwater and prevent flooding. An indirect function of the City's stormwater infrastructure includes the improvement of water quality by collecting and removing trash, organic material, and other types of debris before it enters nearby waterbodies (creeks, estuary and lakes such as Lake Merritt, and the San Francisco Bay). In addition, the network of Adopt a Drain volunteers provides additional cleaning resources throughout the year (see On-Land Cleanup summary above). The following table summarizes storm drain cleaning and maintenance conducted in FY 2019-20. See Section C.5 for further information on storm drain inlet cleaning.

Maintenance Activity	Work Conducted
Inspect/Clean/Maintain/Service SD Structures (SD Inlets, Culverts and Sidewalk Underdrains))	11,472 Structures
Clean Stormwater Pipes	13.7 miles
Inspect/Service Pump Stations (3 Locations)	84
Service Storm Drain Devices (Weirs/Debris Collection)	125
Stormwater Pipe Spot Repairs	13
Maintain/Service SD V-Ditches	15,400 linear feet
Resolve Flooding Incidents	252 incidents

Anti-littering and Public Education and Outreach

See the Provision C.7.e Public Information and Outreach section of the Alameda Countywide Clean Water Program (ACCWP) FY 2019-2020 Annual Report for a summary of related outreach activities.

Illegal Dumping Abatement

A summary of illegal dumping abatement activities is provided in the Direct Discharge Plan Progress Report (see Attachment C.10.4).

Homeless Encampment Abatement

A summary of homeless encampment abatement activities is provided in the Direct Discharge Plan Progress Report (see Attachment C.10.4).

Excess Litter Fee

In 2006, the City passed an ordinance (Ordinance 12727 C.M.S) enacting an Excess Litter Fee (ELF) on fast food businesses, convenience markets, gasoline station markets, and liquor stores. Fees collected provide funds for a contracted crew to clean up the trash around businesses that sell/provide large amounts of disposable materials to customers. In February 2015, the City initiated a new contract with a professional vendor to begin removing trash from areas around ELF businesses. The contractor employs 3 full-time staff and an operations manager. The crew works 160 hours per week and services more than 850 ELF sites throughout the City. Crews refer illegal dumping or very high levels of trash to the City for abatement. Each employee is equipped with a work truck and cleaning supplies, as well as a mobile device to input real time statistics and submit work orders to the City. In late FY 2016-2017 the City launched a Mobile Food Vendor Program and included an Excess Litter Fee of \$100 in the mobile food vendor permit fees. This allowed the City's contractor to expand litter abatement efforts in areas where mobile food vendors operate.

Beginning April 1, 2018, the City implemented a new program protocol with the intention of targeting high frequency trash and illegal dumping locations across the City. This new approach changed the program from a fixed route deployment to a proactive response team that focused on known locations of high street litter and illegal dumping. This new service required the staff to identify neighborhood “zones” throughout Oakland, with each zone containing between 20 to 40 blocks. Currently there are 16 zones identified within the City and each zone is subsequently divided into three identifiable work areas. Each area is assigned to a specific cleaning employee for trash removal and maintenance. Attachment C.10.9 provides a fact sheet on the ELF Program. This Program is implemented citywide with emphasis in Trash Management Area (TMA) 1, TMA 2, TMA 8, TMA 11, and TMA 12.

Business Improvement Districts

Business Improvement Districts (BIDs) are self-imposed assessment districts established by a majority vote of licensed businesses and/or property owners in the district and through technical assistance from the City. There are currently 11 BIDs in Oakland covering over 933 acres. BIDs hire fulltime staff to remove litter, increase the number and/or capacity of trash containers in specific BIDs, maintain landscaping, assist commercial establishments with trash container management, and install cigarette butt receptacles and public signage designed to discourage littering. In the Dimond area, two associations provide some of the same services as those provided by BIDs. The Dimond Improvement Association’s (DIA) volunteer work group, Keep Dimond Clean, removes about 12,000 pounds of sidewalk litter every year. In addition, the DIA and the Dimond Business & Professional Association collaborate to hire a work crew to remove additional litter and debris annually. In FY 2020-2021 the BID Program may be expanded. The City Administrator’s Office will be working with stakeholders to encourage the formation of BIDs in five areas including the Coliseum, Oakland Airport, Embarcadero Cove, Chinatown, and Piedmont Avenue. See Attachment C.10.10 for a map showing existing and potential BIDs in each TMA and Attachment C.10.11 for a listing of current and potential BID acreage in each TMA.

Facility Inspection and Control

In FY 2019-2020, the City inspected 374 facilities through its Stormwater Business Inspection Program (see Section C.4 for more information). At 374 of the facilities inspectors evaluated trash containment, trash conditions in the right-of-way, and compliance with the City’s Polystyrene Foam Food Service Ware Ordinance⁶¹ (Chapter 8.07 of Title 8 of the Oakland Municipal Code). Polystyrene ban violating businesses are sent an enforcement letter (see Attachment C.10.12 for a sample letter) and businesses with inadequate garbage are referred to Code Enforcement. The following table summarizes the results:

⁶¹ Jurisdictional source control is discussed in section C.10.b.iv (Trash Reduction – Source Controls) of this report.

Facility Type	Number of Inspections	Improper Disposal Sidewalk Trash	Non-Operable Trash Containment Lid	Spillage/ Overflow of Trash Containment	Uses Polystyrene	Distributes Plastic Bags	Distributes Plastic Straws
Auto	16	9	1	1	0	0	0
Gas Station	33	29	0	3	0	0	0
Grocery Store	15	0	1	1	7	7	7
Liquor Store	17	0	1	0	9	10	8
Other	92	14	3	1	33	33	32
Restaurant	201	0	6	6	181	182	185
Totals	374	52	12	12	230	232	232

TMA 1 – Arterials	TMA 1 includes arterials (i.e., high capacity urban roads) and major road thoroughfares. This TMA covers 2,701 acres (10%) of the City's jurisdiction. The Trash Generation Rate is High or Very High in 76% of this TMA. Refer to Citywide Summary above for trash management actions other than full trash capture in TMA 1 – Arterials.
TMA 2 – Commercial Areas	TMA 2 includes geographic areas with concentrated retail and commercial land uses. These commercial centers attract high volumes of car and pedestrian traffic and often have transit stations and hubs. This TMA covers 657 acres (2%) of the City's jurisdiction. Refer to Citywide Summary above for trash management actions other than full trash capture in TMA 2 – Commercial Areas.
TMA 3 – North Oakland	TMA 3 borders the City of Berkeley to the north and the City of Emeryville to the west. Litter in TMA 3 is generated by commercial centers and high density residential land uses. This TMA covers 978 acres (3%) of the City's jurisdiction. Refer to Citywide Summary above for trash management actions other than full trash capture in TMA 3 – North Oakland.
TMA 4 – Former Army Base	TMA 4 served as a US Army facility until it was closed in 1999. It is being redeveloped by a public-private partnership. This redevelopment effort will provide all new infrastructure for the site. This TMA covers 141 acres (0.5%) of the City's jurisdiction. Refer to Citywide Summary above for trash management actions other than full trash capture in TMA 4 – Former Army Base.
TMA 5 – West Oakland	TMA 5 includes industrial/warehouse, transportation and residential land uses in West Oakland. Trash in the area is generated by the regional freeway system and transportation activity, and there is significant illegal dumping in this TMA. TMA 5 covers 946 acres (3%) of the City's jurisdiction. Refer to Citywide Summary above for trash management actions other than full trash capture in TMA 5 – West Oakland.
TMA 6 – Shoreline	TMA 6 includes areas along the waterfront of the Oakland Estuary with the predominant sources of trash being the regional freeway system and litter associated with recreational use of parks and trails in the area. Many of the waterfront properties are owned by the Port of Oakland and leased to private tenants. The City works with the Port of Oakland and the East Bay Regional Park District to ensure proper trash container management on its shoreline properties. This TMA covers 809 acres (3%) of the City's

	jurisdiction. Refer to Citywide Summary above for trash management actions other than full trash capture in TMA 6 – Shoreline.
TMA 7 – Lake Merritt Watershed	TMA 7 consists of high density housing, arterials and commercial districts around Lake Merritt. This TMA covers 1,330 acres (5%) of the City’s jurisdiction. Refer to Citywide Summary above for trash management actions other than full trash capture in TMA 7 – Lake Merritt Watershed.
TMA 8 – Downtown Oakland	TMA 8 is a high litter area due to a combination of transit hubs, high pedestrian traffic, and high density land uses. This TMA covers 306 acres (1%) of the City’s jurisdiction. Refer to Citywide Summary above for trash management actions other than full trash capture in TMA 8 – Downtown Oakland.
TMA 9 – San Antonio	TMA 9 has retail and high density housing. This TMA covers 777 acres (3%) of the City’s jurisdiction. Refer to Citywide Summary above for trash management actions other than full trash capture in TMA 9 – San Antonio.
TMA 10 – Sausal Creek	TMA 10 has a combination of high density housing and commercial/retail land uses. This TMA covers 475 acres (2%) of the City’s jurisdiction. Refer to Citywide Summary above for trash management actions other than full trash capture in TMA 10 – Sausal Creek.
TMA 11 – East Oakland 1	TMA 11 has some commercial areas and predominant high-density residential housing. Trash sources include pedestrian litter, poor trash container management and illegal dumping. This TMA covers 1416 acres (5%) of the City’s jurisdiction. Refer to Citywide Summary above for trash management actions other than full trash capture in TMA 11 – East Oakland 1.
TMA 12 – East Oakland 2	TMA 12 has some commercial areas and predominant high-density residential housing. Trash sources include pedestrian litter, poor trash container management and illegal dumping. This TMA covers 2,672 acres (9%) of the City’s jurisdiction. Refer to Citywide Summary above for trash management actions other than full trash capture in TMA 12 – East Oakland 2.
TMA 13 – Industrial East Oakland 1	This TMA has predominantly industrial land uses. This area has high litter from BART and railway lines and the adjacent freeway. This TMA has a high incidence of illegal dumping. TMA 13 covers 374 acres (1%) of the City’s jurisdiction. Refer to Citywide Summary above for trash management actions other than full trash capture in TMA 13 – Industrial East Oakland 1 – West.
TMA 14 – Industrial East Oakland 2	This TMA has predominantly industrial land uses. This area has high litter from BART and railway lines and the adjacent freeway. This TMA has a high incidence of illegal dumping. TMA 13 covers 576 acres (2%) of the City’s jurisdiction. Refer to Citywide Summary above for trash management actions other than full trash capture in TMA 14 – Industrial East Oakland 2 – East.
TMA 15 – Oakland Port/Airport	TMA 15 is managed by the Port of Oakland and has highly restricted access to Port and Airport facilities. Source of trash is primarily traffic-related and windblown. Airport personnel clean up property on regular basis. TMA 15 is not in the City’s jurisdiction. The City did not conduct OVTAs in FY 2019-2020 in this TMA and is not taking any trash load reduction.
TMA 16 – Hills	This TMA primarily has low-density residential housing and is a low trash generating area. TMA 16 covers 14,179 acres (50%) of the City’s jurisdiction. Refer to Citywide Summary above for trash management actions other than full trash capture in TMA 16 – Hills.

C.10.b.ii ► Trash Reduction – Other Trash Management Actions (PART B)

Provide the following:

- 1) A summary of the on-land visual assessments in each TMA (or control measure area), including the street miles or acres available for assessment (i.e., those associated with VH, H, or M trash generation areas not treated by full capture systems), the street miles or acres assessed, the % of available street miles or acres assessed, and the average number of assessments conducted per site within the TMA; and
- 2) Percent jurisdictional-wide trash reduction in FY 19-20 attributable to trash management actions other than full capture systems implemented in each TMA; OR
- 3) Indicate that no on-land visual assessments were performed.

If no on-land visual trash assessments (OVTAs) were performed, check here **and state why:**

X

Explanation: No OVTAs were conducted in TMA 15 because there are no jurisdictional land areas in this TMA.

TMA ID <i>or (as applicable)</i> Control Measure Area	Total Street Miles ⁶² Available for Assessment	Summary of On-land Visual Assessments			Jurisdictional-wide Reduction (%)
		Street Miles Assessed	% of Available Street Miles Assessed	Avg. # of Assessments Conducted at Each Site	
1	74.3	6.0	8.1%	5.3	15.6%
2	22.3	2.1	9.4%	5.4	5.4%
3	31.7	4.3	13.5%	6.0	2.9%
4	1.3	0.4	33.1%	5.0	0.0%
5	31.9	4.2	13.3%	5.3	2.8%
6	16.2	1.8	10.9%	6.0	0.0%
7	34.7	3.5	10.1%	4.9	2.8%
8	7.9	0.6	7.5%	4.3	3.2%
9	27.7	2.9	10.6%	5.0	4.1%
10	9.7	1.4	14.2%	5.0	1.1%
11	42.6	4.7	11.0%	5.0	0.0%
12	78.7	7.4	9.4%	5.0	3.6%

⁶² Linear feet are defined as the street length and do not include street median curbs.

TMA ID <i>or (as applicable)</i> Control Measure Area	Total Street Miles ⁵ Available for Assessment	Summary of On-land Visual Assessments			Jurisdictional-wide Reduction (%)
		Street Miles Assessed	% of Available Street Miles Assessed	Avg. # of Assessments Conducted at Each Site	
13	8.7	1.6	17.7%	4.3	0.2%
14	9.0	1.0	10.8%	5.2	7.7%
15	0.0	0.0	0.0%	0.0	0.0%
16	6.7	1.4	20.4%	4.4	0.1%
Total		43.1	10.7%	--	49.4%

Note about conducting OVTAs in FY 2019-2020 during the COVID-19 Pandemic: In March 2020, OVTAs planned for the remainder of FY 2019-2020 were temporarily discontinued due to the Shelter-in-Place (SIP) Order issued by the County of Alameda Department of Public Health. After the SIP Order was modified and the OVTA protocols were refined to conform with the County’s social distancing requirement included in the Order, FY 2019-2020 OVTAs were restarted in May 2020 and conducted through July 2020 in an attempt to achieve the guideline in the MRP regarding the percent of street miles that should be assessed each year (i.e., 10%), and achieve the City’s goal to conduct OVTAs three (3) times at each site during the FY. From July 2019 through July 2020, a total of 483 assessments were conducted at the 300 OVTA sites established in the City, falling short of the City’s goal to assess each site 3 times. The MRP guideline for assessing at least 10% of the street miles in the City, however, was achieved. Based on the breadth of data collected during this reporting period, the City is confident that the trash reductions observed via OVTAs as presented above are representative of the corresponding level of trash in stormwater within the City in FY 2019-2020.

C.10.b.iv ► Trash Reduction – Source Controls				
Provide a description of each jurisdictional-wide trash source control action implemented to-date. For each control action, identify the trash reduction evaluation method(s) used to demonstrate on-going reductions, summarize the results of the evaluation(s), and estimate the associated reduction of trash within your jurisdictional area. Note: There is a maximum of 10% total credit for source controls.				
Source Control Action	Summary Description & Dominant Trash Sources and Types Targeted	Evaluation/Enforcement Method(s)	Summary of Evaluation/Enforcement Results To-date	% Reduction
Single-use Plastic Bag Ordinance Policy	The Alameda County Waste Management Authority adopted the expanded Single-Use Bag Ban. As of May 1, 2017, all retail stores are covered by the ban. The ban was expanded to include all restaurants starting November 1, 2017. A copy of the Ordinance is available on the Alameda County Waste Management Authority's website: www.reusablebagsac.org/acwma-ordinance-2012-2-amended-ordinance-2016-2	See Section C.10 of the ACCWP FY 2019-2020 Annual Report.	See Section C.10 of the ACCWP FY 2019-2020 Annual Report.	6%
Expanded Polystyrene Food Service Ware Ordinance Policy	In 2008, the City adopted an Ordinance to Prohibit the Use of Polystyrene Foam Disposable Food Service Ware and Require the Use of Biodegradable or Compostable Disposable Food Service Ware by Food Vendors and City Facilities (Oakland Municipal Code Chapter 8.07 Polystyrene Foam Food Service Ware, Ordinance No. 12747). This ordinance applies to ALL food vendors at City-sponsored events and on City-owned property, and to all food service vendors.	See Section C.10 of the ACCWP FY 2019-2020 Annual Report. In addition, see C.10.b.ii (PART A) Facility Inspection and Control for a description of the City's expanded polystyrene ban inspection and enforcement results from FY 2019-2020 and Attachment C.10.12 for a sample expanded polystyrene ban enforcement letter.	See Section C.10 of the ACCWP FY 2019-2020 Annual Report. In addition, see C.10.b.ii (PART A) Facility Inspection and Control for a description of the City's expanded polystyrene ban inspection and enforcement results from FY 2019-2020 and Attachment C.10.12 for a sample expanded polystyrene ban enforcement letter.	4%

C.10.b.v ► Trash Reduction – Receiving Water Monitoring

Report on the progress of developing and testing your agency's trash receiving water monitoring program.

Guidance:

Development and testing of the trash receiving water monitoring program occurred through a regional project coordinated through the Bay Area Stormwater Management Agencies Association (BASMAA) and in coordination with the Trash Monitoring Methods Project, California Ocean Protection Council and State Water Board project that is being administered via the Southern California Coastal Water Research Project (SCCWRP) and San Francisco Bay Estuary Institute (SFEI). Consistent with MRP requirements, the final report for the development and testing of the Bay Area trash receiving water monitoring program was submitted by BASMAA on July 1, 2020, consistent with the MRP requirements, following peer review.

C.10.c ► Trash Hot Spot Cleanups

Provide the FY 19-20 cleanup date and volume of trash removed during each MRP-required Trash Hot Spot cleanup during each fiscal year listed. Indicate whether the site was a new site in FY 19-20.

Trash Hot Spot	New Site in FY 19-20 (Y/N)	FY 19-20 Cleanup Date(s)	Volume of Trash Removed (cubic yards)				
			FY 2015-16	FY 2016-17	FY 2017-18	FY 2018-19	FY 2019-20
Arroyo Viejo Creek (Recreation Center)	N	9/21/2019	3.8	3	10	7.43	23.35
Courtland Creek	N	9/21/2019	2.3	2.2	15.78	12.59	3.46
Damon Slough/Arroyo Viejo (Line K, Section 1)	N	9/21/2019	No cleanups at Damon Slough during FY 2015-2016 due to construction in the area.	7.4	6.83	3.11	10.37
Damon Slough/Arroyo Viejo (Section 2)	N	9/21/2019					
Damon Slough/ Arroyo Viejo (Section 3)	N	9/21/2019					
East Creek Slough/ Seminary Creek (Line I, Section 1)	N	9/21/2019	1.51	2.2	2.97	4.32	4.32
East Creek Slough/Seminary Creek (Line I, Section 2)	N	9/21/2019					
Lake Merritt - East 18th Street	N	9/21/2019	10.2	1.49	3.42	3.8	8.3
Lake Merritt - Glen Echo 3.8 Arm	N	9/21/2019					
Lake Merritt – Channel	N	9/21/2019	2	10	20	11.41	4.32
Peralta Creek (Cesar Chavez Park)	N	9/21/2019	3.8	3.6	20	26.05	3.63
Sausal Creek – Fruitvale Bridge	N	9/21/2019	5.6	5.5	3.42	2.25	2.2
Sausal Creek – Barry Place	N	9/21/2019	0.75	0.6	0.45	0.86	0.6

C.10.d ► Long-Term Trash Load Reduction Plan

Provide descriptions of significant revisions made to your Long-term Trash Load Reduction Plan submitted to the Water Board in February 2014. Describe significant changes made to primary or secondary trash management areas (TMA), baseline trash generation maps, control measures, or time schedules identified in your plan. Indicate whether your baseline trash generation map was revised and if so what information was collected to support the revision. If your baseline trash generation map was revised, attach it to your Annual Report.

Description of Significant Revision	Associated TMA
The City made no updates to the Long-Term Trash Load Reduction Plan in FY 2019-2020	NA

C.10.e. ► Trash Reduction Offsets (Optional)

Provide a summary description of each offset program implemented, the volume of trash removed, and the offset claimed in FY 19-20. Also, for additional creek and shoreline cleanups, describe the number and frequency of cleanups conducted, and the locations and cleanup dates. For direct discharge control programs approved by the Water Board Executive Officer, also describe the results of the assessments conducted in receiving waters to demonstrate the effectiveness of the control program. Include an Appendix that provides the calculations and data used to determine the trash reduction offset.

Offset Program	Summary Description of Actions and Assessment Results	Volume of Trash (CY) Removed/Controlled in FY 19-20	Offset (% Jurisdiction-wide Reduction)															
<p>Additional Creek and Shoreline Cleanups (Max 10% Offset)</p>	<p>The methods used to calculate the volume of trash removed for the additional creek and shoreline cleanup offset are consistent with the requirements in the MRP (Section C.10.e).</p> <p>Since 1992, the City has managed a community stewardship program that organizes two citywide cleanup events per year (Earth Day and Creek to Bay Day). In addition, the City supports volunteers to “adopt” individual sites. These individual sites are both on-land (Adopt a Spot, Adopt a Drain, Adopt a Park, Community Cleanups) and at creek/shoreline sites (Adopt a Creek). The City has recorded information pertaining to the “active” sites by asking volunteers to document the number of volunteers and hours spent on an “adopted” site, and the volume of trash removed.</p> <p>In addition to the continued expansion and success in the participation at annual Earth Day and Creek to Bay Day cleanup efforts, the City’s “Adopt” program has grown enormously over the past 10 years. The City recorded 102,149 volunteer hours citywide in FY 2019-2020 for its “Adopt,” community cleanups, and citywide events programs. Of those total volunteer hours, 35,512 hours were spent on creek and shoreline cleanup events in FY 2019-2020. The table below provides information on the creek and shoreline cleanup program and its growth from 2010 to present:</p> <table border="1" data-bbox="359 1159 1457 1382"> <thead> <tr> <th>Indicator</th> <th>2010</th> <th>FY 2019-2020</th> <th>Change from 2010</th> <th>% Increase from 2010</th> </tr> </thead> <tbody> <tr> <td>Volunteer Hours (Creek Only)</td> <td>10,079</td> <td>35,512</td> <td>+25,433</td> <td>+252%</td> </tr> <tr> <td>No. of Adopt a Creek Events</td> <td>229</td> <td>3,066</td> <td>+2,837</td> <td>+1,239%</td> </tr> </tbody> </table>	Indicator	2010	FY 2019-2020	Change from 2010	% Increase from 2010	Volunteer Hours (Creek Only)	10,079	35,512	+25,433	+252%	No. of Adopt a Creek Events	229	3,066	+2,837	+1,239%	<p>2,846.15 cubic yards (493,969 gallons)</p>	<p>10%</p>
Indicator	2010	FY 2019-2020	Change from 2010	% Increase from 2010														
Volunteer Hours (Creek Only)	10,079	35,512	+25,433	+252%														
No. of Adopt a Creek Events	229	3,066	+2,837	+1,239%														

C.10.e. ► Trash Reduction Offsets (Optional)

Provide a summary description of each offset program implemented, the volume of trash removed, and the offset claimed in FY 19-20. Also, for additional creek and shoreline cleanups, describe the number and frequency of cleanups conducted, and the locations and cleanup dates. For direct discharge control programs approved by the Water Board Executive Officer, also describe the results of the assessments conducted in receiving waters to demonstrate the effectiveness of the control program. Include an Appendix that provides the calculations and data used to determine the trash reduction offset.

	<p>In FY 2017-2018, the City relied on directly reported data for total volume of trash removed by volunteers. In FY 2018-2019 the City developed, and the Water Board approved, a volunteer trash removal rate of 11.6 gallons per hour. In FY 2019-2020 the City will continue to use directly reported data on the amount of trash removed during volunteer cleanup events where available, but will supplement this total with the estimated cleanup volumes using the approved volunteer trash removal rate (11.6 gallons per hour) for events that have only reported volunteer hours. This approach provides a more accurate accounting of the total volume of trash removed from the City’s volunteer cleanup program.</p> <p>The MRP requires one annual cleanup at trash hot spots. Consistent with the requirements of the MRP (Section C.10.c and e), the City is counting the volume of trash removed from all trash hot spot cleanups in excess of the one required annual cleanup toward the additional creek and shoreline cleanup offset. Attachment C.10.3 provides a summary of gallons removed and volunteer hours from the various cleanup efforts. This includes:</p> <ul style="list-style-type: none"> • Adopt a Creek: 383,116 gallons • Citywide events Earth Day, Creek to Bay Day, and Martin Luther King Jr. Day of Service at creek/shoreline locations: 50,210 gallons • Additional cleanups at trash hot spots: 60,643 gallons <p>In total, 493,969 gallons (2,846.15 cubic yards) of trash were removed through our creek/shoreline cleanup programs. Of this total, 203,454 gallons was directly reported by volunteers. The City used the approved volunteer trash removal rate (11.6 gallons per hour) to calculate the remaining gallons removed (290,515 gallons) based on cleanup events that have only reported volunteer hours. Using the calculation provided in MRP C.10.e.i, this equates to a 10.07% citywide reduction in trash (i.e., using the 10:1 offset). Because this percentage is greater than the 10% maximum offset credit allowed under the MRP, the City is claiming a 10% offset credit for these additional creek and shoreline cleanup events that occurred during FY 2019-2020.</p>		
--	---	--	--

C.10.e. ► Trash Reduction Offsets (Optional)

Provide a summary description of each offset program implemented, the volume of trash removed, and the offset claimed in FY 19-20. Also, for additional creek and shoreline cleanups, describe the number and frequency of cleanups conducted, and the locations and cleanup dates. For direct discharge control programs approved by the Water Board Executive Officer, also describe the results of the assessments conducted in receiving waters to demonstrate the effectiveness of the control program. Include an Appendix that provides the calculations and data used to determine the trash reduction offset.

<p>Direct Trash Discharge Controls (Max 15% Offset)</p>	<p>The City submitted our Direct Trash Discharge Control Plan (Direct Discharge Plan) to the Water Board on February 1, 2019. The Plan includes actions that the City will take to prevent and reduce the impacts of trash generated by illegal dumping and homeless encampments within the City. After revisions to the Direct Discharge Plan based on Water Board staff comments, it was resubmitted for approval. On April 9, 2019, the Water Board’s Executive Officer approved the Direct Discharge Plan.</p> <p>A Progress Report on the actions taken by the City in FY 2019-2020 as part of our Direct Discharge Control Plan is included in Attachment C.10.4. A total of 11,337 CYs of trash were removed in FY 2019-2020 via actions included in the City’s Direct Discharge Plan. The trash load reduction associated with the Direct Discharge Plan is based on calculation methods described in the MRP. The City is claiming a 15% offset credit for implementation of the Direct Discharge Plan in FY 2019-2020.</p>	<p>11,337 cubic yards (2,289,725 gallons)</p>	<p>15%</p>
--	---	---	-------------------

Appendix 10.1. Baseline trash generation and areas addressed by full capture systems and other control measures in Fiscal Year 19-20. [1]

TMA	2009 Baseline Trash Generation (Acres)					Trash Generation (Acres) in FY 19-20 After Accounting for Full Capture Systems					Jurisdiction-wide Reduction via Full Capture Systems (%)	Trash Generation (Acres) in FY 19-20 After Accounting for Full Capture Systems and Other Control Measures					Jurisdiction-wide Reduction via Other Control Measures (%)	Jurisdiction-wide Reduction via Full Capture AND Other Control Measures (%)
	L	M	H	VH	Total	L	M	H	VH	Total		L	M	H	VH	Total		
1	103	515	773	1,249	2,640	387	481	676	1,097	2,640	3.4%	477	975	1,139	50	2,640	15.6%	19.1%
2	4	170	101	440	714	110	169	85	350	714	1.7%	190	335	182	7	714	5.4%	7.2%
3	52	329	546	28	955	53	329	545	28	955	0.0%	283	578	93	0	955	2.9%	2.9%
4	0	141	0	0	141	0	141	0	0	141	0.0%	0	28	113	0	141	0.0%	0.0%
5	0	82	740	95	917	8	81	734	94	917	0.1%	42	448	404	22	917	2.8%	2.8%
6	0	786	1	23	809	93	715	0	1	809	0.5%	126	404	276	3	809	0.0%	0.5%
7	55	858	88	290	1,291	299	724	84	184	1,291	2.2%	403	703	183	2	1,291	2.8%	4.9%
8	0	0	38	269	306	96	0	10	201	306	1.4%	110	133	63	0	306	3.2%	4.6%
9	22	197	320	226	765	42	197	312	213	765	0.3%	100	441	222	1	765	4.1%	4.3%
10	145	169	95	53	462	148	169	95	50	462	0.1%	178	228	56	0	462	1.1%	1.1%
11	40	1,101	179	52	1,373	200	1,056	93	23	1,373	1.1%	369	692	283	29	1,373	0.0%	1.1%
12	88	647	1,754	100	2,589	278	632	1,579	99	2,589	1.1%	460	951	1,159	19	2,589	3.6%	4.7%
13	4	209	144	11	368	4	209	144	11	368	0.0%	49	171	142	5	368	0.2%	0.2%
14	0	0	0	568	568	1	0	0	567	568	0.0%	40	142	379	8	568	7.7%	7.8%
15	0	0	0	0	0	0	0	0	0	0	NA	0	0	0	0	0	0.0%	0.0%
16	13,834	178	14	0	14,026	13,836	177	14	0	14,026	0.0%	13,907	105	15	0	14,026	0.1%	0.1%
Totals	14,348	5,383	4,791	3,403	27,924	15,554	5,081	4,371	2,918	27,924	11.9%	16,736	6,336	4,708	145	27,924	49.4%	61.3%

Note: "NA" indicates that the TMA has no moderate, high or very high trash generating areas (i.e., all low trash generation and/or non-jurisdictional) and therefore no additional trash control measures are needed.

[1] Totals may not equal the sum of the corresponding rows due to rounding.

Section 11 - Provision C.11 Mercury Controls

C.11.a ► Implement Control Measures to Achieve Mercury Load Reductions

C.11.b ► Assess Mercury Load Reductions from Stormwater

See the Alameda Countywide Clean Water Program's (ACCWP) FY 2019-2020 Annual Report for updated information on:

- Documentation of mercury control measures implemented in our agency's jurisdictional area for which load reductions will be reported and the associated management areas;
- A description of how the BASMAA Interim Accounting Methodology⁶³ was used to calculate the mercury load reduced by each control measure implemented in our agency's jurisdictional area and the calculation results (i.e., the estimated mercury load reduced by each control measure);
- Supporting data and information necessary to substantiate the load reduction estimates; and
- For Executive Officer approval, any refinements, if necessary, to the measurement and estimation methodologies to assess mercury load reductions in the subsequent permit.

C.11.c ► Plan and Implement Green Infrastructure to Reduce Mercury Loads

See the Countywide Program's FY 2019-2020 Annual Report for:

- An estimate of the amount and characteristics of land area that will be treated through green infrastructure implementation by 2020, 2030, and 2040, including all data used and a full description of models and model inputs relied on to generate this estimate; and
- A reasonable assurance analysis to demonstrate quantitatively that mercury reductions of at least 10 kg/yr will be realized by 2040 through implementation of green infrastructure projects. This submittal shall include all data used and a full description of models and model inputs relied on to make the demonstration and documentation of peer review of the reasonable assurance analysis.

⁶³BASMAA 2017. Interim Accounting Methodology for TMDL Loads Reduced, Version 1.1. Prepared for BASMAA by Geosyntec Consultants and EOA, Inc., March 23, 2017.

C.11.d ► Prepare Implementation Plan and Schedule to Achieve TMDL Allocations

See the Countywide Program’s FY 2019-2020 Annual Report for a mercury control measure implementation plan and corresponding reasonable assurance analysis that demonstrates quantitatively that the plan will result in mercury load reductions sufficient to attain the mercury TMDL wasteload allocations by 2028. The plan:

1. Identifies all technically and economically feasible mercury control measures (including green infrastructure projects) to be implemented;
2. Includes a schedule according to which these technically and economically feasible control measures will be fully implemented; and
3. Provides an evaluation and quantification of the mercury load reduction of such measures as well as an evaluation of costs, control measure efficiency and significant environmental impacts resulting from their implementation.

C.11.e ► Implement a Risk Reduction Program

A summary of Program and regional accomplishments for this sub-provision, including a brief description of actions taken, an estimate of the number of people reached, why these people are deemed likely to consume Bay fish, and the findings of an effectiveness evaluation of the risk reduction program, are included in the Countywide Program’s FY 2019-2020 Annual Report.

Section 12 - Provision C.12 PCBs Controls

C.12.a ► Implement Control Measures to Achieve PCBs Load Reductions

C.12.b ► Assess PCBs Load Reductions from Stormwater

See the Alameda Countywide Clean Water Program’s (ACCWP) FY 2019-2020 Annual Report for:

- Documentation of PCBs control measures implemented in our agency’s jurisdictional area for which load reductions will be reported and the associated management areas;
- A description of how the BASMAA Interim Accounting Methodology⁶⁴ was used to calculate the PCBs load reduced by each control measure implemented in our agency’s jurisdictional area and the calculation results (i.e., the estimated PCBs load reduced by each control measure);
- Supporting data and information necessary to substantiate the load reduction estimates; and
- For Executive Officer approval, any refinements, if necessary, to the measurement and estimation methodologies to assess PCBs load reductions in the subsequent permit.

C.12.c. ► Plan and Implement Green Infrastructure to Reduce PCBs Loads

See the Countywide Program’s FY 2019-2020 Annual Report for:

- An estimate of the amount and characteristics of land area that will be treated through green infrastructure implementation by 2020, 2030, and 2040, including all data used and a full description of models and model inputs relied on to generate this estimate;
- A reasonable assurance analysis to demonstrate quantitatively that PCBs reductions of at least 3 kg/yr will be realized by 2040 through implementation of green infrastructure projects, including all data used and a full description of models and model inputs relied on to make the demonstration and documentation of peer review of the reasonable assurance analysis.; and
- An estimate of the amount of PCBs load reductions resulting from green infrastructure implementation during the term of the Permit, including all data used and a full description of models and model inputs relied on to generate the estimate.

⁶⁴BASMAA 2017. Interim Accounting Methodology for TMDL Loads Reduced, Version 1.1. Prepared for BASMAA by Geosyntec Consultants and EOA, Inc., September 19, 2017.

C.12.d ► Prepare Implementation Plan and Schedule to Achieve TMDL Allocations

See the Countywide Program's FY 2019-2020 Annual Report for a PCBs control measure implementation plan and corresponding reasonable assurance analysis that demonstrates quantitatively that the plan will result in PCBs load reductions sufficient to attain the PCBs TMDL wasteload allocations by 2030. The plan:

4. Identifies all technically and economically feasible PCBs control measures (including green infrastructure projects) to be implemented;
5. Includes a schedule according to which these technically and economically feasible control measures will be fully implemented; and
6. Provides an evaluation and quantification of the PCBs load reduction of such measures as well as an evaluation of costs, control measure efficiency and significant environmental impacts resulting from their implementation.

C.12.f. ► Manage PCB-Containing Materials During Building Demolition

See the Countywide Program's FY 2019-2020 Annual Report for:

- Documentation demonstrating each Permittee's compliance with each of the minimum requirements in C.12.f.ii(1)(a)-(c);
- Documentation of the number of applicable structures in each Permittee's jurisdiction for which a demolition permit was applied for during the reporting year;
- A running list of the applicable structures in each Permittee's jurisdiction for which a demolition permit was applied for (since the date the PCBs control program was implemented) that had material(s) with PCBs at 50 ppm or greater, with the address, demolition date, and brief description of PCBs control method(s) used; and
- A description of an assessment methodology and data collection program developed and implemented by the Permittees to quantify PCBs loads reduced through the program for controlling PCBs during building demolition.

C.12.h ► Implement a Risk Reduction Program

A summary of Countywide Program and regional accomplishments for this sub-provision, including a brief description of actions taken, an estimate of the number of people reached, why these people are deemed likely to consume Bay fish, and the findings of an effectiveness evaluation of the risk reduction program, are included in the Countywide Program's FY 2019-2020 Annual Report.

Section 13 - Provision C.13 Copper Controls

C.13.a.iii.(3) ► Manage Waste Generated from Cleaning and Treating of Copper Architectural Features

Provide summaries of permitting and enforcement activities to manage waste generated from cleaning and treating of copper architectural features, including copper roofs, during construction and post-construction.

Summary:

The City of Oakland Illicit Discharge Inspectors treat cases of wash water and waste generated from the cleaning and treatment of copper architectural features, including copper roofs, during and post-construction as an illicit discharge. Complaint, inspection, and enforcement of the cleaning and treatment of copper architectural features are handled in the same manner as any illicit discharge, and handled under the City's Enforcement Response Plan (ERP) standards for illicit discharges.

C.13.b.iii.(3) ► Manage Discharges from Pools, Spas, and Fountains that Contain Copper-Based Chemicals

Provide summaries of any enforcement activities related to copper-containing discharges from pools, spas, and fountains.

Summary:

There were no reports of any illicit discharges of copper-containing materials from pools, spas, or fountains in FY 2019-2020, and therefore no enforcement activities related to copper discharges.

C.13.c.iii ► Industrial Sources Copper Reduction Results

Based upon inspection activities conducted under Provision C.4, highlight copper reduction results achieved among the facilities identified as potential users or sources of copper, facilities inspected, and BMPs addressed.

Summary:

The City has incorporated the use of the Bay Area Stormwater Management Agencies Association (BASMAA) PowerPoint training module entitled *Inspecting Industrial/Commercial Facilities for Pollutants of Concern (POC) Copper (Cu), Mercury (Hg) and Polychlorinated Biphenyls (PCBs)* into its inspector training tools. Inspectors review the material on an annual basis as a refresher and to ensure that they have a full understanding of environmental regulations. When conducting inspection of business facilities with a known and/or potential source of copper such as metal finishers, plating facilities, and auto dismantlers, the City Inspector will apply the information and material to their inspection to assist in identifying sources of copper and any stormwater related issues. BMPs are provided to the business facility owner/operator at the time of the inspection. In addition to the Bay Friendly Landscaping Ordinance, if the City receives ongoing, large volume landscape irrigation runoff complaints, they are considered illicit discharges by City of Oakland Illicit Discharge Inspectors. Complaint, inspection, and enforcement of over-irrigation runoff are handled in the same manner as any illicit discharges, and handled under the City's ERP standards.

Section 15 - Provision C.15 Exempted and Conditionally Exempted Discharges

C.15.b.vi.(2) ► Irrigation Water, Landscape Irrigation, and Lawn or Garden Watering

Provide implementation summaries of the required BMPs to promote measures that minimize runoff and pollutant loading from excess irrigation. Generally the categories are:

- Promote conservation programs
- Promote outreach for less toxic pest control and landscape management
- Promote use of drought tolerant and native vegetation
- Promote outreach messages to encourage appropriate watering/irrigation practices
- Implement Illicit Discharge Enforcement Response Plan for ongoing, large volume landscape irrigation runoff.

Summary:

In FY 2019-2020 the City continued implementing water conservation actions in municipal buildings, on City property, and in the community. These actions are defined in the 2020 Oakland Energy and Climate Plan (ECAP), which as of FY 20-21, has been replaced by the 2030 ECAP. Actions implemented in the last fiscal year are:

1. ECAP Action BE-36: Encourage the installation of rainwater and greywater systems where appropriate in accordance with State and local codes. Starting in January 2010, Oakland conducted a three-year Rain Barrel Program to place 2,708 rain barrels and cisterns in homes throughout the community. These have the capacity to store more than 400,000 gallons of rainwater, serving to protect creeks, provide irrigation, and reduce flooding. The program has since been discontinued due to expiration of funding. However, the City continues to promote rainwater capture online: <https://www.oaklandca.gov/projects/rain-barrel-program>.
2. ECAP Action BE-41: As part of the LEED certification process, all municipal new construction and major renovation projects include a minimum of 20% reduction in water use. This is accomplished through efficient faucets, low-flow bathroom fixtures, and drip irrigation systems. Parks and landscape projects use only Bay Friendly plants and irrigation practices, reducing water use in outdoor spaced as well.

The City worked on completing the new 2030 Equitable Climate Action Plan (ECAP). It was adopted by City Council in July 2020. The 2030 ECAP establishes actions that the City and its partners will take by 2030 to equitably reduce Oakland’s climate emissions and adapt to changing climate. The final 2030 ECAP is available online at: <http://www.oakland2030.com/>. Action A-6 in the new ECAP calls for the City to expand and protect green infrastructure and biodiversity. Green infrastructure installed to treat roadway runoff will help prevent impacts from cases of over-irrigation.

The City includes WELO-type standards in City Standard Conditions of Approval (SCA) for all new projects. City staff have worked closely with Alameda County Stopwaste.org and the California Building Officials Organization (CALBO) to develop FAQ sheets, informational handouts and brochures, Best Management Practices (BMPs), a WELO Toolkit (including plan submittal, plan check, inspection checklists) to evaluate

applicable projects, and training materials to comply with WELO. In FY 2020-2021 the City plans to add a landscape ordinance information page to the City's website.

Bay Friendly Landscape Ordinance – Municipal: As part of the effort to ensure that new municipal buildings and sites are sustainable and efficient, the City requires all new government buildings and landscaping projects to comply with the practices of the Bay Friendly Landscape Guidelines.

Bay Friendly Landscape Ordinance – Residential: In addition to municipal buildings, all newly constructed homes in Oakland are required by law to follow the practices of the Bay Friendly Landscape Guidelines.

Through the City's membership in the Alameda Countywide Clean Water Program (ACCWP), the City benefits from ACCWP's actions to promote measures that minimize runoff and pollutant loading from excess irrigation. The City refers Oakland residents to ACCWP's webpage on Yards and Gardens: <https://www.cleanwaterprogram.org/residents/yards-and-gardens.html> as needed. Also, please see sections C.3 New Development and Redevelopment, C.7. Public Information and Outreach, and C.9. Pesticide Toxicity Control sections of the ACCWP FY 2019-2020 Annual Report for more information.

The City maintains a Water Conservation Community Resources webpage: <https://www.oaklandca.gov/resources/water-conservation-community-resources>. This page contains links to East Bay Municipal Utility District's (EBMUD) water conservation programs, includes guides on how to reduce water use in gardens. It also connects the public to the Bay Friendly Guide to Mulch, which helps gardeners reduce the use of synthetic pesticides and water, as well as tips for building healthy soils to promote infiltration, retain soil moisture, and support plant health.

ATTACHMENTS

This page intentionally left blank

ATTACHMENTS

ATTACHMENT C.3.1: City of Oakland Public Projects Reviewed for Green Infrastructure and Planned and/or Completed Green Infrastructure Projects (C.3.j.ii.(2) Tables A and B) FY 2019-2020

ATTACHMENT C.4.1: City of Oakland List of All Industrial and Commercial Facilities Requiring Stormwater Inspections per MRP Provision C.4.b.ii.(2)(d) FY 2019-2020

ATTACHMENT C.5.1: City of Oakland Spill Response Website Screenshot FY 2019-2020

ATTACHMENT C.6.1: City of Oakland Summary of Construction Site Control Inspections PRIVATE PROJECTS FY 2019-2020

ATTACHMENT C.6.2: City of Oakland Summary of Construction Site Control Inspections PUBLIC PROJECTS FY 2019-2020

ATTACHMENT C.7.1: City of Oakland Photo of Labeled Storm Drain Inlet FY 2019-2020

ATTACHMENT C.7.2: City of Oakland School Age Outreach Summary FY 2019-2020

ATTACHMENT C.9.1: Oakland City Council Resolution 59482

ATTACHMENT C.9.2: Oakland City Council Resolution 73968

ATTACHMENT C.9.3: Oakland City Council Resolution 76254

ATTACHMENT C.9.4: City of Oakland Contractor IPM Certification(s) or Equivalent

ATTACHMENT C.10.1: City of Oakland Full Trash Capture Maps FY 2019-2020

ATTACHMENT C.10.2: City of Oakland On-Land Visual Trash Assessment Maps FY 2019-2020

ATTACHMENT C.10.3: City of Oakland Summary of Cleanups Used for Creek and Shoreline Offset FY 2019-2020

ATTACHMENT C.10.4: City of Oakland Direct Discharge Plan Progress Report FY 2019-2020

ATTACHMENT C.10.5: City of Oakland Trash Management Areas Map FY 2019-2020

ATTACHMENT C.10.6: City of Oakland Adopt a Spot Map FY 2019-2020

ATTACHMENT C.10.7: City of Oakland Street Adopt a Drain Map FY 2019-2020

ATTACHMENT C.10.8: City of Oakland Partial Trash Capture Map FY 2019-2020

ATTACHMENT C.10.9: City of Oakland Excess Litter Fee Fact Sheet FY 2019-2020

ATTACHMENT C.10.10: City of Oakland Business Improvement Districts FY 2019-2020

ATTACHMENT C.10.11: City of Oakland Existing and Future Potential Business Improvement Districts FY 2019-2020

ATTACHMENT C.10.12: City of Oakland Polystyrene Ban Enforcement Letter FY 2019-2020

ATTACHMENT C.3.1

City of Oakland

**Public Projects Reviewed for Green Infrastructure and Planned
and/or Completed Green Infrastructure Projects**

(C.3.j.ii.(2) Tables A and B)

FY 2019-2020

City of Oakland FY 19-20 MRP Annual Report Attachment C.3.1 - Public Projects Reviewed for Green Infrastructure and Planned and/or Completed Green Infrastructure Projects (C.3.j.ii.(2) Tables A and B)

C.3.j.ii.(2) AR Table A or B	Project Name	Project Location	Project Description	Green Stormwater Infrastructure (GSI) Included?	August 2020 Status	GSI Evaluation	If NO green stormwater infrastructure (GSI), explain why GSI is impracticable
A	Lower Park Blvd. Bicycle & Pedestrian Improvement Project	Park Blvd @ 4th Ave from E 17th St to Chatham Rd, E 18th St from Park to Lakeshore Ave, and 3rd Ave from Park to E 18th St.	Pedestrian safety improvements and buffered bike lanes from Lake Merritt to Oakland High School	TBD	Not Complete	2. Evaluating GI potential	
A	HSIP8 Oakland Hills Guardrails	Oakland Hills	H8-04-018: 27 LOCATIONS IN OAKLAND HILLS. Upgrade existing guardrail sections, end treatments, mounting hardware, posts & foundations to Caltrans standards.	No	Not Complete	1. GI not included see next column	15. Project schedule or funding constraints due to mandates or grant requirements
A	I-880/42nd/High Freeway Access Project	42nd Street and High Street 880 on-ramp	Reconstruct surface street at 42nd/High I-880 entrance	TBD	Not Complete	2. Evaluating GI potential	
A	42nd Ave & High St I-880 Access Improvements	High St. from RR Tracks to Howard St, to Alameda Ave, to 42nd Ave	Right of Way Acquisition Phase for the Realignment and extension of 42nd/Alameda Av and Jensen St, widening of High St, and reconfiguration of several intersections and traffic signals.	No	Not Complete	1. GI not included see next column	14. Very constrained site with design conflicts (ADA, fire access, no storm drain nearby, dock repair)
A	Section 130 RR Xing - 29th Ave	29th Ave, Oakland	Sidewalk construction to provide an accessible path across the railroad tracks	No	Not Complete	1. GI not included see next column	15. Project schedule or funding constraints due to mandates or grant requirements
A	Section 130 RR Xing - 85th Ave	85th Ave, Oakland	Sidewalk construction to provide an accessible path across the railroad tracks	No	Not Complete	1. GI not included see next column	15. Project schedule or funding constraints due to mandates or grant requirements
A	Section 130 RR Xing - 105th Ave	105th Ave, Oakland	Sidewalk construction to provide an accessible path across the railroad tracks	No	Not Complete	1. GI not included see next column	15. Project schedule or funding constraints due to mandates or grant requirements
A	HSIP7 Market St & San Pablo Ave	Market 4 to 7 St., 18 to 19 St. Intc: Market at 14th St., 16th St., 21 St. San Pablo Ave. at 32nd St., Brockhurst St, 34 St.	HSIP7-04-015 Oakland: install uncontrolled crosswalk enhancements-RRFBs, ladder striping, raised bulb-outs, and raised median refuges.	No	Bid-award	1. GI not included see next column	15. Project schedule or funding constraints due to mandates or grant requirements
A	HSIP7 Claremont Ave & Shattuck Ave	Claremont from Telegraph Ave. to Claremont Ave.	Sign, stripe RD Diet w/bike lanes Uncontrolled crosswalk enhancements-ladder Xwalk, rrfbs, bulb-out, and/or median refuges at multiple locations; protected left-turn at Shattuck at 49, 51, 59TH ST, Alcatraz AV.	No	Bid-award	1. GI not included see next column	15. Project schedule or funding constraints due to mandates or grant requirements
A	HSIP8 Bancroft Ave	Bancroft Ave. from 66th Ave. to 98th Ave.	H8-04-013 Oakland, install crosswalk enhancements, pedestrian countdowns, hawks, rrfbs, signal upgrades and modifications, landscape median, signing, striping, markings.	No	Bid-award	1. GI not included see next column	15. Project schedule or funding constraints due to mandates or grant requirements
A	HSIP8 High St	Fruitvale Av from E 10th St to E 23th St.	H8-04-014 Oakland. Install crosswalk enhancements, RRFBs, signal upgrades and modifications, signing, striping, markings. Implement road diet, parking lane reduction and Class II bicycle lane.	No	Pre-Bid	1. GI not included see next column	15. Project schedule or funding constraints due to mandates or grant requirements
A	HSIP 9 Foothill Blvd & MacArthur Blvd	Foothill Boulevard (Harrington Avenue to Cole Street), MacArthur Boulevard (69th to 96th Avenue). Foothill Boulevard distance 1.3 miles. MacArthur Boulevard distance 1.7 miles.	Bulbouts, pedestrian median refuge islands, crosswalk enhancements, flashing beacons, signs, striping.	No	Not Complete	1. GI not included see next column	15. Project schedule or funding constraints due to mandates or grant requirements
A	HSIP8 Downtown	Franklin St., Webster St. at 7th, 8th, 9th St; and Harrison St. at 7th, 8th, 9th, 10th St.	H8-04-017 Oakland downtown, project intersections at Broadway, Install crosswalk enhancements and signal upgrades and modifications, signing, striping, markings.	No	Bid-award	1. GI not included see next column	15. Project schedule or funding constraints due to mandates or grant requirements
A	HSIP8 Fruitvale Ave	Fruitvale Ave. (E 10th St to E 23th St).	H8-04-014. Install crosswalk enhancements, RRFBs, signal upgrades and modifications, signing, striping, markings. Implement road diet, parking lane reduction and Class II bicycle lane.	No	Pre-Bid	1. GI not included see next column	15. Project schedule or funding constraints due to mandates or grant requirements
A	HSIP8 35th Ave	35th Ave	H8-04-015 Oakland - on 35th Av (San Leandro St to Sutter St). Install crossing enhancements, HAWKS, RRFBs, signal upgrades/modifications, signing, striping, and markings. Implement road diet, Class II buffered bicycle lane from Int. Blvd to E 12th St.	No	Construction	1. GI not included see next column	15. Project schedule or funding constraints due to mandates or grant requirements

City of Oakland FY 19-20 MRP Annual Report Attachment C.3.1 - Public Projects Reviewed for Green Infrastructure and Planned and/or Completed Green Infrastructure Projects (C.3.j.ii.(2) Tables A and B)

C.3.j.ii.(2) AR Table A or B	Project Name	Project Location	Project Description	Green Stormwater Infrastructure (GSI) Included?	August 2020 Status	GSI Evaluation	If NO green stormwater infrastructure (GSI), explain why GSI is impracticable
A	Park Blvd Intersection Improvement Project	Intersections of Park Blvd/E. 38th St. and Park Blvd/Excelsior Ave/Alma Pl	intersection re-alignment and traffic signal improvements at intersections of Park Blvd/E.38th and Park Blvd/Excelsior Ave	Yes	Design	5. Lined bioretention planter box(es)	
A	14th Avenue Phase I	E 8th St to International	Streetscape Improvements. Tree well(s) and potential for medians with landscaping components	TBD	Design	2. Evaluating GI potential	
A	14th Avenue Phase III	E19th St to E27th St	Streetscape Improvements	TBD	Design	2. Evaluating GI potential	
A	International Blvd Pedestrian Improvements Project (AHSC)	International Blvd from 1st Ave to Durant Ave	Add pedestrian lighting and minor sidewalk repair	No	Construction	1. GI not included see next column	7. New streetlights, traffic signals or communication facilities
A	East 12th Street Bikeway	E. 12th St.	Installation of bikelanes to connect International Blvd with Fruitvale BART station. Work includes roadway paving, pavement marking, striping & signage, ADA curb ramps, traffic lanes realignment, bicycle detectors, & raised median	No	Design	1. GI not included see next column	4. Re-surfacing or repaving, no change to drainage patterns, no increased impervious.
A	Martin Luther King Jr. Way Streetscape Improvements (32nd to 35th)	MLK Jr. Way & 32nd to 35th St.	Streetscape improvements from 32nd to 35th. Striping Only from West Grand to 40th	No	Complete 7/8/19	1. GI not included see next column	2. Planned and designed before January 2016
A	East Bay Greenway	Adjacent to BART tracks, Fruitvale to San Leandro Border	Complete multi-use pathway under or alongside BART tracks	TBD	Design	2. Evaluating GI potential	
A	Brookdale Recreation Center	2535 High St.	Renovation and expansion of recreation center building and discovery center	TBD	Future Project		
A	Section 130 RR Xing - 29th Ave	29th Ave., Oakland	Sidewalk construction to provide an accessible path across the railroad tracks	No	Design	1. GI not included see next column	15. Project schedule or funding constraints due to mandates or grant requirements
A	Section 130 RR Xing - 85th Ave	85th Ave., Oakland	Sidewalk construction to provide an accessible path across the railroad tracks	No	Design	1. GI not included see next column	15. Project schedule or funding constraints due to mandates or grant requirements
A	Section 130 RR Xing - 105th Ave	105th Ave., Oakland	Sidewalk construction to provide an accessible path across the railroad tracks	No	Design	1. GI not included see next column	15. Project schedule or funding constraints due to mandates or grant requirements
A	Arroyo Viejo Recreation Center Renovation	7701 Krause Ave, Oakland, CA 94605	Renovation and possible expansion of existing 12,300 SF recreation center. May be a C.3 Regulated Project	TBD	Planning	2. Evaluating GI potential	
A	Sobrante Mini Park Renovation	10800 Pueblo Dr, Oakland	bike repair shop, social hall, auditorium, makers workshop, shared office/work space, music	TBD	Design	2. Evaluating GI potential	
A	Fire Station #29	1016 66th Ave. (905 66th Ave. is potential location)	studio, 2 commercial kitchens, showers, locker room, preschool learning lab, resource center,	TBD	Planning	2. Evaluating GI potential	
A	Estuary Park (R12 #100085)	115 Embarcadero	games room (pool tables, air hockey, board games, etc.), sports gym/fitness center.	TBD	Planning	3. GSI will be included but details unknown - Planning or Early Design Phase	
A	Caldecott Trailhead Improvements (R12 #1001)	North Oakland Sports Field Trailhead	Expand existing trail, ADA parking, tot lot, seating, landscaping	Yes	25% Design	7. Impervious trail designed to direct stormwater to adjacent vegetated or other non-erodible permeable areas.	17. Impervious trail designed to direct stormwater to adjacent vegetated or other non-erodible permeable areas.
A	Animal shelter HVAC and Energy Management Station	1101 29th Ave, Oakland, CA	HVAC system replacement	No	Bid-award	1. GI not included see next column	6. Building upgrades/equipment (HVAC, solar panels, window replacement, roof repairs...)
A	Henry Robinson MSC Air Conditioning Replacement	559 16th St., Oakland, CA	HVAC and EMS system replacement	No	35% Design	1. GI not included see next column	6. Building upgrades/equipment (HVAC, solar panels, window replacement, roof repairs...)
A	Head Start Brookfield Center Upgrade	9600 Eades, Oakland CA	Replace windows & skylights, repair and upgrade electrical. Exterior door. HVAC/Climate Control.	No	Complete	1. GI not included see next column	6. Building upgrades/equipment (HVAC, solar panels, window replacement, roof repairs...)
A	Head Start Arroyo Viejo Recreation Center Upgrade	7701 Krause Ave	Window replace and AC	No	Complete	1. GI not included see next column	6. Building upgrades/equipment (HVAC, solar panels, window replacement, roof repairs...)
A	Head Start - Manzanita Rec. Center Upgrades	2701 22nd Ave.	Convert existing kitchen area to toddler restroom. Replace flooring.	No	Complete	1. GI not included see next column	3. Maintenance/minor construction
A	Ballfield wiring mitigation	Curt Flood, Golden Gate, Tassafaronga & Lowell	Upgrade and replace field wiring and lighting.	No	Construction	1. GI not included see next column	3. Maintenance/minor construction
A	Peralta Hacienda Park, Phase 4A.	2465 34th Ave.	Construct an outdoor structure framework for the 1821 adobe exhibit, adobe oven, and community banquet table.	No	Complete	1. GI not included see next column	4. Re-surfacing or repaving, no change to drainage patterns, no increased impervious.

City of Oakland FY 19-20 MRP Annual Report Attachment C.3.1 - Public Projects Reviewed for Green Infrastructure and Planned and/or Completed Green Infrastructure Projects (C.3.j.ii.(2) Tables A and B)

C.3.j.ii.(2) AR Table A or B	Project Name	Project Location	Project Description	Green Stormwater Infrastructure (GSI) Included?	August 2020 Status	GSI Evaluation	If NO green stormwater infrastructure (GSI), explain why GSI is impracticable
A	FROG Park (aka Hardy Park)	Hardy St & Claremont Ave	Expand tot lot area, add play equipment. New playground surface material is pervious and drains to subsurface layer of clean gravel (class II perm). Perforated pipe underdrain.	No, but some infiltration to underlying soil through pervious surface	Complete	1. GI not included see next column	3. Maintenance/minor construction
A	Fruitvale Avenue Trail Land Crossing	Fruitvale Avenue to Lancaster Street (behind 400 Lancaster)	New waterfront trail to connect Lancaster Street to Fruitvale Avenue	Trail/Pathway	Design	7. Impervious trail designed to direct stormwater to adjacent vegetated or other non-erodible permeable areas.	15. Project schedule or funding constraints due to mandates or grant requirements
A	Fire Stations #12 Renovation	822 Alice St., Oakland, CA 94607	Renovate dormitory quarters and associated upgrades for various fire stations	No	Construction	1. GI not included see next column	5. No exterior work
A	Fire Stations #16 Renovation	3600 13th Ave., Oakland, CA	Renovate dormitory quarters and associated upgrades for various fire stations	No	Design	1. GI not included see next column	5. No exterior work
A	Fire Stations #10 Renovation	172 Santa Clara Ave, Oakland, CA 94610	Renovate dormitory quarters and associated upgrades for various fire stations	No	Design	1. GI not included see next column	5. No exterior work
A	Branch Library Improvement - Brookfield	9255 Edes Ave.	Improve lighting, carpet, paint, electric/data, interior space conversion	TBD	Planning	2. Evaluating GI potential	
A	Main Library Improvements	125 14th St.	Electrical and security upgrades - interior remodel	No	Planning	1. GI not included see next column	5. No exterior work
A	Tyrone Carney Park Renovation	10501 Acalanes Drive, Oakland, CA	Community led renovation project. New play areas, par courses, pave	TBD	Planning	2. Evaluating GI potential	
A	HSIP 7 Telegraph Avenue Improvements	Telegraph Avenue between 29th St and 45th St	Pedestrian and bike safety project to implement buffered bike lanes, bulbouts, crosswalks, parking, median, utility, and ADA improvements; Traffic signal modifications and installation of flashing beacons	No	Bid-Award	1. GI not included see next column	3. Maintenance/minor construction/stripping
A	27th St Complete Streets	27th and Bay Pl from Telegraph to Grand	Complete street improvements consisting of protected bike lanes, crosswalk enhancements, curb extensions, signal modifications, ADA curb ramps, and road diet.		Planning	2. Evaluating GI potential	
A	Lakeside Family Streets	Harrison St. from Lakeside to 27th; Grand from Harrison to Bay Pl.	Complete street improvements: protected bicycle intersection, access into bicycle track, protected bike lanes, crosswalk enhancements, curb extensions, signal modifications, and ADA curb ramps. Seek opportunities to build or expand GI components of Lakeside Green Streets project		Planning	2. Evaluating GI potential	
A	20th Street Streetscape project from Broadway to Harrison Street (19th St. Bart to Lake Merritt Urban Greenway)	20th St from Broadway to Harrison St., Oakland	Road diet with sidewalk widening and protected bike lanes	No	Pre-Bid	1. GI not included see next column	14. Very constrained site with design conflicts (ADA, fire access, no storm drain nearby, dock repair)
A	Telegraph Ave (ATP)	Telegraph Ave between 20th St. and 41st St.	Improve Transportation Safety and Comfort through installation of dedicated bicycle facilities, safer and more frequent pedestrian crossings, and transit boarding islands	No	Pre-Bid	1. GI not included see next column	15. Project schedule or funding constraints due to mandates or grant requirements
A	Holly Mini Park	9830 Holly Street	Replace outdated broken play equipment and picnic tables & benches. Update safety surface, ADA accessibility, lighting, irrigation improvements, perimeter planting, fencing, basketball court. New impervious runoff flows to landscaping before entering perimeter drainage system.	No	50% Design	1. GI not included see next column	3. Maintenance/minor construction
A	Waterfront trails-Port Trails-Harbor Masters	1853 Embarcadero #2a	Striping existing trail	No	95% Design	1. GI not included see next column	3. Maintenance/minor construction
A	Tassafaronga Tot Lot	975 85th Ave.	Replace in kind the playground equipment and safety surface	No	Design	1. GI not included see next column	3. Maintenance/minor construction
A	Tassafaronga Gym Waterproofing	975 85th Ave.	Waterproof existing building from water intrusion and coordinate replacing flooring	No	Construction	1. GI not included see next column	3. Maintenance/minor construction

City of Oakland FY 19-20 MRP Annual Report Attachment C.3.1 - Public Projects Reviewed for Green Infrastructure and Planned and/or Completed Green Infrastructure Projects (C.3.j.ii.(2) Tables A and B)

C.3.j.ii.(2) AR Table A or B	Project Name	Project Location	Project Description	Green Stormwater Infrastructure (GSI) Included?	August 2020 Status	GSI Evaluation	If NO green stormwater infrastructure (GSI), explain why GSI is impracticable
A	Diamond Park- Lions Pool Recreation	3860 Hanly Road	Repair deck, plumbing, and lighting damages due to unstable soil around Lions Pool. Replace the perimeter fence. Interior work	No	Construction	1. GI not included see next column	12. No alterations to building drainage or site drainage
A	Lake Merritt Channel Improvement 10th St. Bridge Replaced	Lake Merritt Channel from Lake Merritt Blvd to 10th St. Bridge	Removal of channel culverts at 10th Street and construction of a free spanning bridge over the channel. A mitigation wetland was installed as part of this project.	No	Construction	1. GI not included see next column	2. Planned and designed before January 2016
A	Oakland Port Waterfront Trails Embarcadero Cove	31 Embarcadero	Waterfront trail gaps along the Oakland Estuary. Repaving and striping only.	No	Complete	1. GI not included see next column	2. Planned and designed before January 2016
A	Oakland Port Waterfront Trails Livingston Pier	1965 Embarcadero	Waterfront trail gaps along the Oakland Estuary. Repaving and striping only.	No	Complete	1. GI not included see next column	2. Planned and designed before January 2016
A	St. Andrew's Plaza Renovation. San Pablo Avenue between 32nd and Filbert Streets.	San Pablo Avenue between 32nd and Filbert Streets.	Renovation of the existing plaza with new landscaping and perimeter fence. Bay-Friendly plants were included in the landscaped areas.	No	Complete	1. GI not included see next column	2. Planned and designed before January 2016
A	Woodminster Theater ADA Improvements – Phase 2. Joaquin Miller Road.	Joaquin Miller Road.	Making the lower amphitheater entry ADA accessible with wheelchair seating, picnic table, restroom, and parking. No new impervious. Resurfacing	No	Complete	1. GI not included see next column	4. Re-surfacing or repaving, no change to drainage patterns, no increased impervious.
A	Lake Merritt Channel at 7th Street	Lake Merritt Channel at 7th Street	Pedestrian improvements. Add crosswalk and potential curb ramps	No	90% Design	1. GI not included see next column	3. Maintenance/minor construction/striping
A	Waterfront Trails - E. 7th St. to 23rd. Ave	From Union Point Park/Con Agra property line to Lonestar/Park Street Bridge - E. 7th St. to 23rd. Ave	Oakland Waterfront trail segment	Trail/Pathway	10% Design	7. Impervious trail designed to direct stormwater to adjacent vegetated or other non-erodible permeable areas.	17. Impervious trail designed to direct stormwater to adjacent vegetated or other non-erodible permeable areas.
A	Waterfront Trails - Park St. Bridge	Waterfront Trails - Park St. Bridge	Pedestrian/bicycle pathway at base of bridge.	Trail/Pathway	5% Design	1. GI not included see next column	4. Re-surfacing or repaving, no change to drainage patterns, no increased impervious.
A	West Oakland Senior Center Renovation	1724 Adeline St	Renovate and update existing Senior Center. Replace roof, windows, interior work, paint, ADA access, gates, security, safety	No	Planning	1. GI not included see next column	6. Building upgrades/equipment (HVAC, solar panels, window replacement, roof repairs...)
A	Park Fitness Courts at Arroyo Viejo and Lowell Parks	Arroyo Viejo Park Lowell Park	Install 38' x 38' concrete slab and accessible pathways leading to fitness equipment	No	Planning	1. GI not included see next column	3. Maintenance/minor construction/striping
A	Lincoln Square Recreation Center Renovation and Expansion	261 11th St	Expand and renovate existing 6,910sf building. Add additional 6,400sf	TBD	Planning	2. Evaluating GI potential	
A	Bicycle/Pedestrian Facilities Caldecott Lane/Tunnel Road/Kay Overcrossing	Caldecott Lane/Tunnel Road/Kay Overcrossing	Sidewalk, retaining walls, bike lanes, signage	No	Not Complete	1. GI not included see next column	14. Very constrained site with design conflicts (ADA, fire access, no storm drain nearby, dock repair)
A	Lake Merritt to Bay Trail	Lake Merritt to Bay Trail	Spanning from Lake Merritt Channel to the Oakland Waterfront Bay Trail	TBD Project on hold	On hold Design	2. Evaluating GI potential	
A	Fire Station #4	TBD	Identify properties for relocation of Fire Station 4.	TBD	Planning	2. Evaluating GI potential	
A	Maxwell Park Tot Lot	4618 Allendale Ave	Replace existing playground with new playground equipment and safety surface	No	Construction	1. GI not included see next column	3. Maintenance/minor construction
A	Manzanita Park Tot Lot	2701 22nd Ave.	Replace existing playground with new playground equipment and safety surface	No	Planning	1. GI not included see next column	3. Maintenance/minor construction
A	Oakland Animal Services - Floor Replacement/Drainage	1101 29th Ave, Oakland, CA 94601	Replace existing tile flooring inside of the building; and improve drainage in the dog yard and vehicle staging area, including addressing water quality issues. Yard runoff will be routed to sanitary.	No	Planning	1. GI not included see next column	3. Maintenance/minor construction
A	Allendale Park Tot Lot	3711 Suter Street	Replace existing playground with new playground equipment and safety surface	No	Bid-award	1. GI not included see next column	3. Maintenance/minor construction
A	Jack London Aquatic Center Dock #3 Renovation	115 Embarcadero	Jack London Aquatic Center Dock #2 Renovation (Rowing Dock & Estuary Launch Ramp Dock)	No	Bid-award	1. GI not included see next column	14. Very constrained site with design conflicts (ADA, fire access, no storm drain nearby, dock repair)
A	San Antonio Recreation Center and Head Start CIP Request	1701 East 19th St	Renovate existing 1,764 sf recreation center	TBD	Planning	2. Evaluating GI potential	
A	Peralta Street Streetscape Improvements	Peralta St. 7th St to 10th St. and from 32nd to Haven.	Streetscape. Paving only from 10th to 14th and from Haven to 36th St. Microsurfacing from 14th St to W Grand.	No	Construction	1. GI not included see next column	2. Planned and designed before January 2016
A	Leimert Bridge Retrofit	Leimert Blvd btwn Park Blvd and Clemens Rd.	Bridge Retrofit	No	Design	1. GI not included see next column	8. Minor bridge and culvert repairs/replacement (such as seismic retrofit)

City of Oakland FY 19-20 MRP Annual Report Attachment C.3.1 - Public Projects Reviewed for Green Infrastructure and Planned and/or Completed Green Infrastructure Projects (C.3.j.ii.(2) Tables A and B)

C.3.j.ii.(2) AR Table A or B	Project Name	Project Location	Project Description	Green Stormwater Infrastructure (GSI) Included?	August 2020 Status	GSI Evaluation	If NO green stormwater infrastructure (GSI), explain why GSI is impracticable
A	Adeline Bridge Retrofit	Adeline & 3rd St.	Bridge Retrofit	No	Pre-Bid	1. GI not included see next column	8. Minor bridge and culvert repairs/replacement (such as seismic retrofit)
A	23rd Ave 98th Ave Bridge BPMP	23rd Ave and 98th Ave	Bridge maintenance Work	No	Design	1. GI not included see next column	3. Maintenance/minor construction
A	23rd Avenue Overhead Pass	23rd Ave	Seismic retrofit improvements	No	Construction	1. GI not included see next column	3. Maintenance/minor construction
B	Rockridge BART Safe Route to Transit	College & Miles. Project extends to Shafter/Keith.	Add bike lane on College and intersection improvements on College at Shafter/Keith and at Miles. One bioretention facility incorporated into curb extension at College and Miles. The bioretention will treat runoff from College Ave and from adjacent buildings.	Yes	Construction	4. Bioretention facilitie(s)	
B	Broadway between Keith Ave and Brookside Ave	Broadway from Keith Ave to Brookside Ave	Streetscape improvements. Three bioretention facilities built	Yes	Complete	4. Bioretention facilitie(s)	
B	Fruitvale Alive Gap Closure	Fruitvale Bridge to International Ave	Complete street improvements consisting of a raised cycle track (Class 4), widen sidewalks, improve ped crossings, add ped lights, landscape buffers, and restriping to increase safety	Yes	Design	4. Bioretention facilitie(s)	
B	LAMMPS Streetscape Project - Laurel Access to Mills, Maxwell Park & Seminary	Laurel Access to Mills, Maxwell Park & Seminary	Installation of Class I bike/pedestrian path along Macarthur Blvd from High Street to Richards Road. Several Bioretention areas included in the project.	Yes	Construction	4. Bioretention facilitie(s)	
B	14th Street Safe Routes in the City (ATP)	14th St. Brush St. to Lakeside Drive	Lane reduction, adding Class IV protected bicycle lanes, transit boarding islands, improve ped facilities including refuges, crossing & signals	Yes	Design	4. Bioretention facilitie(s)	
B	7th Street Streetscape Phase II (7th Street West Oakland Transit Village Streetscape)	7th Street from Wood Street to Peralta Street	Streetscape improvements on 7th Street between Peralta and Wood Roadway diet and reduced number of travel lanes on 7th Street in each direction. ADA and bike lanes. Several bioretention facilities included in project design.	yes	Construction	4. Bioretention facilitie(s)	
B	Lake Merritt Bellevue Avenue and pathways in Lakeside Park. (#1003319)	Bellevue Avenue between Grand Avenue and Perkins	Installation of new pervious parking area, road maintenance, and garden outer entrance. Pervious parking used "True Grid"	Yes	8/15/2017	6. Pervious pavement	
B	Lake Merritt Improvement Project (C394010)	Lakeside Park Entrances. Bellevue and Grand Ave.	Pedestrian safety, accessibility, landscaping and pathways. Three bioretention areas (flow through no underdrain)	Yes	6/20/2019	4. Bioretention facilitie(s)	
B	Lakeside Green Streets Project	Lakeside Drive from 19th Street to Grand Avenue	Park expansion and retrofit, road diet rehabilitation, and rain gardens.	Yes	6/10/2019	4. Bioretention facilitie(s)	
B	West Oakland Branch Library Improvement	1801 Adeline	Garage remodel to fit the City's Mobile Outreach Vehicle (MOVE) vehicle and modify parking lot. Bioretention will treat runoff from parking lot.	Yes	Planning	4. Bioretention facilitie(s)	
B	14th Avenue Phase II	14th Ave between E 12th St. and E 19th St.	Streetscape Improvements - Bulbouts, Green Space, and Trees.	Yes	6/30/2019	4. Bioretention facilitie(s)	Three Bioretention facilities
B	Begin Plaza -	San Pablo Avenue and Martin Luther King Jr. Way	Park renovation	Yes	~6/30/18 please update	4. Bioretention facilitie(s)	Bioretention facility and swale installed along perimeter of park.
B	Stormwater Treatment Units (Tree Wells)	26th & Poplar 26th & 24th Willow & 24th Willow and Wood 32nd & Mandela 32nd & 28th	Install six tree well units designed to remove PCBs from stormwater	Yes	11/30/2013	9. Tree well(s)	Contech Filterra units
B	City of Oakland Fire Station No. 1 Biotreatment Retrofit Project	1605 Martin Luther King Jr. Way, Oakland, CA	Retrofit a asphalt parking lot with Low Impact Development (LID) green infrastructure features including permeable pavers, a bioretention rain garden, landscaped planter strips, stormwater-beneficial trees, and a planted trellis. 1605 MLK Jr. Way	Yes	4/30/2014	10. Multiple GI measures (bioretention, pervious pavement, etc.)	Bioretention area, permeable pavers parking lot, new landscaping (all areas were asphalt parking lot).
B	Embarcadero Bridge	Embarcadero Bridge at Lake Merritt Channel	Replacement of bridge over Lake Merritt Channel. Bioretention facilities are being installed on both sides of the bridge.	Yes	9/4/2019	4. Bioretention facilitie(s)	

City of Oakland FY 19-20 MRP Annual Report Attachment C.3.1 - Public Projects Reviewed for Green Infrastructure and Planned and/or Completed Green Infrastructure Projects (C.3.j.ii.(2) Tables A and B)

C.3.j.ii.(2) AR Table A or B	Project Name	Project Location	Project Description	Green Stormwater Infrastructure (GSI) Included?	August 2020 Status	GSI Evaluation	If NO green stormwater infrastructure (GSI), explain why GSI is impracticable
B	High Street, Courtland Avenue, & Ygnacio Ave Intersection Improvements	High St and Courtland Ave	Install raised median, pedestrian refuge, curb extension/extend sidewalks, ADA curb ramps, bicycle & pedestrian features, landscaping, and bio-filtration measures. Two bioretention facilities. One is in the median in the middle of the large intersection, the other is at the SE corner of High St. and Courtland Ave. Street runoff will be treated by the facilities.	Yes	6/19/2019	4. Bioretention facilitie(s)	
B	Latham Square Streetscape Improvements	Latham Square	Reconstructed wide pedestrian area between Broadway and Telegraph Avenue (and 14th and 16th Streets). Bioretention areas accept runoff from Broadway and paved plaza areas.	Yes	~6/30/2016	4. Bioretention facilitie(s)	

ATTACHMENT C.4.1

City of Oakland

**List of All Industrial and Commercial Facilities Requiring
Stormwater Inspections per MRP Provision C.4.b.ii.(2)(d)**

FY 2019-2020

ATTACHMENT C.4.1
City of Oakland
List of All Industrial and Commercial Facilities Requiring
Stormwater Inspections per MRP Provision C.4.b.ii.(2)(d)
FY 2019-2020

#	Business Name	Business Address	City	Zip Code
1	#1 SEAFOOD & CHICKEN LLC	4014 MACARTHUR BLVD	Oakland	94619-1904
2	1 AUTO REPAIR	3509 FOOTHILL BLVD	Oakland	94601-3606
3	100MAC 76	100 MACARTHUR BLVD	Oakland	94610-1321
4	101 AUTO BODY	5512 MARTIN LUTHER KING JR WAY	Oakland	94609-1616
5	10TH & WOOD	945 WOOD ST	Oakland	94607-1311
6	12 SMOG TEST ONLY	4502 E 12TH ST	Oakland	94601-4419
7	130 CAFE	150 FRANK H OGAWA PLZ STE H	Oakland	94612-2007
8	1-800 RADIATOR OAKLAND	351 EMBARCADERO	Oakland	94606-5115
9	23 BILLIARDS N CAFE	1437 23RD AVE	Oakland	94606-5016
10	24-7 GAS & FOOD MART	8930 BANCROFT AVE	Oakland	94605-3969
11	25TH STREET TAPROOM BAR & RESTAURANT INC	2507 BROADWAY	Oakland	94612-3105
12	2600 BASEMENT	2600 TELEGRAPH AVE # B	Oakland	94612-1714
13	3CBY LLC	5601 San Leandro St. 1st Fl	Oakland	94601
14	3CBY LLC	5601 San Leandro St. 3rd	Oakland	94601
15	4 LESS SMOG CHECK	2857 BROADWAY	Oakland	94611-5708
16	4 MUSKETEERS - PIEDMONT AVE LLC	4045 PIEDMONT AVE	Oakland	94611-5208
17	44 AUTOBODY & PAINT/DEVILS CUSTOM & PAI	950 77TH AVE # 8	Oakland	94621-2513
18	451 HEGENBERGER GAS INC	451 HEGENBERGER RD	Oakland	94621-1499
19	5 Star Medical Partners Inc.	1036 47th Ave. 108	Oakland	94601
20	50 TEA	1004 WEBSTER ST	Oakland	94607-4224
21	510 Labs	845 51st Ave.	Oakland	94601
22	55TH TIRE & SERVICE	5500 INTERNATIONAL BLVD	Oakland	94621-4402
23	5TH AVE GAS & FOOD MART	510 INTERNATIONAL BLVD	Oakland	94606-2910
24	7 ELEVEN #2369-14178C	4720 MACARTHUR BLVD	Oakland	94619-2761
25	7 ELEVEN #2369-18608E	4100 BROADWAY	Oakland	94611-5112
26	7 ELEVEN 2369-26872B	324 23RD AVE	Oakland	94606-5303
27	7 ELEVEN 2369-32181 B	4193 PIEDMONT AVE	Oakland	94611-5109
28	7 ELEVEN 2369-37634A	506 INTERNATIONAL BLVD	Oakland	94606-2910
29	76 OAKLAND SMOG	3220 LAKESHORE AVE	Oakland	94610-2720
30	76 OAKLAND SMOG	4276 MACARTHUR BLVD	Oakland	94619-1908
31	7-ELEVEN INC STORE 20009D	2350 HARRISON ST	Oakland	94612-3712
32	7-ELEVEN STORE 2212-14170F	5741 THORNHILL DR	Oakland	94611-2144
33	7-ELEVEN STORE 2232-14174E	3500 GRAND AVE	Oakland	94610-2010
34	7TH ST CAFE & COFFEE	1612 7TH ST	Oakland	94607-1314
35	880 AUTO BODY SHOP INC	4401 E 12TH ST	Oakland	94601-4416
36	9 JULIO EMPANADA KITCHEN	2914 MADERA AVE	Oakland	94619-3372
37	98th Operation LLC	10025 San Leandro St.	Oakland	94603
38	A & A GAS & MART	2200 TELEGRAPH AVE	Oakland	94612-2316
39	A & P Service Center	3506 Piedmont Ave	Oakland	94611
40	Sterling Environmental Corporation	10203 E St	Oakland	94603
41	A & Y FOOD MARKET LLC	387 9TH ST	Oakland	94607-4242
42	A AND A TIRE SERVICE AND AUTO REPAIR	1093 61ST ST	Oakland	94608-2329

ATTACHMENT C.4.1
City of Oakland
List of All Industrial and Commercial Facilities Requiring
Stormwater Inspections per MRP Provision C.4.b.ii.(2)(d)
FY 2019-2020

#	Business Name	Business Address	City	Zip Code
43	A B C TRANSMISSIONS OF OAKLAND	8925 SAN LEANDRO ST	Oakland	94621-1201
44	A BEAUTIFUL SWAN CUSTOM CATERING	770 19TH ST	Oakland	94612-1015
45	A M S Transportation Co	1700 24th St	Oakland	94607
46	A PLUS TIRE AND WHEELS	3500 FOOTHILL BLVD	Oakland	94601-3607
47	A TASTE OF DENMARK	3401 TELEGRAPH AVE	Oakland	94609-3002
48	A TASTE OF PARADISE CATERING	3020 57TH AVE	Oakland	94605-1120
49	A&E AUTO BODY SHOP LLC	7933 INTERNATIONAL BLVD	Oakland	94621-2615
50	A. M. IRON	1009 90TH AVE	Oakland	94603-1249
51	A.M. SHELL STATION	230 W MACARTHUR BLVD	Oakland	94611-5350
52	A.S.E. AUTO REPAIR	611 85TH AVE	Oakland	94621-1254
53	A+ BURGER	6228 TELEGRAPH AVE	Oakland	94609-1327
54	A-1 AUTO COLLISION	8227 INTERNATIONAL BLVD	Oakland	94621-2233
55	A1 Extracts	617 85th Ave B	Oakland	94621
56	AAA SAN PABLO FUEL INC	3420 SAN PABLO AVE	Oakland	94608-4234
57	AAMCO TRANSMISSIONS	3050 BROOK ST	Oakland	94611-5716
58	Aaron Edwards	222 Madison St.	Oakland	94607
59	Aaron Metals Co Inc	750 105th Ave	Oakland	94603-3604
60	ABC supply co Inc	7217 San Leandro street	Oakland	94621
61	ABDUL WAKIL HAROONI	950 3RD ST	Oakland	94607-2502
62	A-BEN'S BURGER & TERIYAKI	10921 MACARTHUR BLVD	Oakland	94605-5255
63	ABESHA ETHIOPIAN CUISINE	4929 SHATTUCK AVE	Oakland	94609-2006
64	Abf Freight Sys Inc	4575 Tidewater Ave	Oakland	94601-3917
65	ABI Foundry	7825 San Leandro St	Oakland	94621-2515
66	Able Metal Plating Inc	932 86th Avenue	Oakland	94603-1239
67	ABLE METAL PLATING, INC	932 86TH AVE	Oakland	94621-1642
68	Accentian, Inc.	711 Independent Rd.	Oakland	94621
69	ACEVEDO & SONS AUTO REPAIR	8515 SAN LEANDRO ST STE C	Oakland	94621-1238
70	ACTION AUTO CARE LLC	1557 105TH AVE	Oakland	94603-3234
71	ADDIS ETHIOPIAN RESTAURANT	6100 TELEGRAPH AVE	Oakland	94609-1325
72	ADRIANS CUSTOM	910 92ND AVE	Oakland	94603-1218
73	ADVANCE STARTERS & ALTERNATORS OF USA	850 42ND AVE	Oakland	94601-4035
74	Advanced Grinding, Inc.	812 49th Ave	Oakland	94601
75	AGAVE UPTOWN	2135 FRANKLIN ST	Oakland	94612-3003
76	AGKUSTOMS BODYSHOP	2690 COOLIDGE AVE	Oakland	94601-2638
77	Agricultural Bag Manufacturing	960 98th Ave	Oakland	94603-2347
78	Agro -Merchants -Dean's Services (860)	860 81st Ave	Oakland	94621
79	Agro Merchants -Dean's Services (940)	940 81st Ave	Oakland	94621
80	Agro Merchants Oakland. LLC	860 92nd Ave	Oakland	94603
81	AISLE 5 OAKLAND	3320 GRAND AVE	Oakland	94610-2737
82	AJS AUTO CLINIC	6006 SAN PABLO AVE	Oakland	94608-2208
83	AJUZOUN JAPANESE AMERICAN STEAK	15 EMBARCADERO W	Oakland	94607-4503
84	AK MOTORS	1940 UNION ST 8	Oakland	94607-2352

ATTACHMENT C.4.1
City of Oakland
List of All Industrial and Commercial Facilities Requiring
Stormwater Inspections per MRP Provision C.4.b.ii.(2)(d)
FY 2019-2020

#	Business Name	Business Address	City	Zip Code
85	AKAT CAFE KALLI - CAFE SIN FRONTERAS	1603 2ND AVE	Oakland	94606-1713
86	ALAMEDA IMPORT AUTOMOTIVE, LLC	1235 48TH AVE	Oakland	94601-5119
87	ALAMEDA PALLETS	2982 E 7TH ST	Oakland	94601-2834
88	Alan Phulps	685 85th Ave W	Oakland	94621
89	ALBERT DICRUTTALO	2226 8TH AVE	Oakland	94606-2010
90	ALBERTOS AUTO REPAIR	801 54TH AVE	Oakland	94601-5641
91	ALBERTOS CAR WASH	5625 FOOTHILL BLVD	Oakland	94605-1030
92	ALCHEMY METALWORKS	2440 ADELINE ST	Oakland	94607-2444
93	ALEM H KASHAI	3909 MARTIN LUTHER KING JR WAY	Oakland	94609-2315
94	ALEMS COFFEE	5353 CLAREMONT AVE	Oakland	94618-1085
95	Alexander Fang	2537 Willow Ave. 2,6,7	Oakland	94607
96	ALEXS UPHOLSTERY AUTO SHOP	5319 INTERNATIONAL BLVD	Oakland	94601-5701
97	ALFA AUTO REPAIR & AUTOBODY	7508 INTERNATIONAL BLVD	Oakland	94621-2844
98	ALFONSOS TINT CENTER	4200 INTERNATIONAL BLVD STE B	Oakland	94601-4530
99	ALL AMERICAN FOOD SERVICE	8400 BALDWIN ST	Oakland	94621-1923
100	ALL BAKED	537 ATHOL AVE	Oakland	94606-1507
101	ALL MERCEDES AUTO REPAIR	1225 7TH ST	Oakland	94607-2174
102	ALL MUFFLERS DISCOUNTED & TIRES	4256 INTERNATIONAL BLVD	Oakland	94601-4538
103	ALL SMOGS DONE	4258 INTERNATIONAL BLVD	Oakland	94601-4538
104	ALL STAR FAST FOOD	898 W GRAND AVE	Oakland	94607-3458
105	Alliance Gas Products	4445 Jensen street	Oakland	94621
106	ALLIED CONCRETE READY MIX	3211 WOOD ST	Oakland	94608-4031
107	ALLIED SYSTEMS	3005 E 12TH ST	Oakland	94601-2210
108	ALLSTAR AUTO BODY	3658 FOOTHILL BLVD	Oakland	94601-3628
109	ALLSTAR TRANSPORT, INC	8724 G ST	Oakland	94621-1224
110	Alyer distribution inc	344 Pendleton	Oakland	94621-2102
111	AMAL DELI	3201 TELEGRAPH AVE	Oakland	94609-3015
112	Amazon DOT com DOT NVDC LLC UCA8	6701 San Pablo Ave	Oakland	94608-1244
113	AMAZONAS PIZZA	2427 TELEGRAPH AVE	Oakland	94612-2404
114	AMERICAN AUTO COLLISION	3927 INTERNATIONAL BLVD	Oakland	94601-4011
115	AMERICAN AUTO UPHOLSTERY & GLASS	3080 BROADWAY	Oakland	94611-5713
116	AMERICAN CYLINDER HEAD REPAIR	499 LESSER ST	Oakland	94601-4916
117	AMERICAN TRANSPORTATION SERVICES,INC	8501 SAN LEANDRO ST	Oakland	94621-1239
118	AMERICAN WESTERN GRAPHICS CORP/ROSIN ENT	10027 PIPPIN ST	Oakland	94603-3027
119	Ameron Pole Prod	4417 Oakport St	Oakland	94601-3913
120	Ametrine Wellness Corp	1137 57th Ave.	Oakland	94621
121	AMIGOS AUTO BODY, LLC	3714 FOOTHILL BLVD	Oakland	94601-3630
122	Amnav Maritime Corporation	201 Burma Rd	Oakland	94607-1018
123	AMORS AUTO ELECTRIC REPAIR	1970 SEMINARY AVE	Oakland	94621-4166
124	Amtrak Oakland Maintenance Facility	1303 3rd St	Oakland	94607-1803
125	AN ELEGANT AFFAIR	8004 MCCORMICK AVE	Oakland	94605-3614
126	ANALOG LLC	414 14TH ST	Oakland	94612-2702

ATTACHMENT C.4.1
City of Oakland
List of All Industrial and Commercial Facilities Requiring
Stormwater Inspections per MRP Provision C.4.b.ii.(2)(d)
FY 2019-2020

#	Business Name	Business Address	City	Zip Code
127	ANDRES MOTOR SPORTS/CLEANGREEN COLLISION	2408 MANDELA PKWY	Oakland	94607-1739
128	ANGELES AUTO BODY REPAIR	8925 SAN LEANDRO ST BLDG F	Oakland	94621-1201
129	ANGULO AUTO UPHOLSTERY	1336 89TH AVE	Oakland	94621-1124
130	ANH HONG - BO 7 MON	725 INTERNATIONAL BLVD	Oakland	94606-2901
131	Anheuser Busch Sales of Oakland	8380 Pardee Drive	Oakland	94621-1481
132	ANNIES DELI	595 15TH ST	Oakland	94612-1409
133	ANTIGUA AUTO REPAIR	2520 WEST ST # A	Oakland	94612-1128
134	ANTS AUTO COLLISION SHOP	2300 MARKET ST STE C	Oakland	94607-3450
135	ANTWAN IMMA	818 30TH ST	Oakland	94608-4510
136	ANULAS CAFE	1319 FRANKLIN ST	Oakland	94612-3207
137	AO APPLIANCE REPAIR	2618 77TH AVE	Oakland	94605-2814
138	APELILA & J, LLC ONO HAWAIIAN BBQ	2990 E 9TH ST	Oakland	94601-2961
139	APPLIED MATERIALS & ENGINEERING, INC	980 41ST ST	Oakland	94608-3708
140	APT C BAR LOUNGE & RESTAURANT	8916 INTERNATIONAL BLVD	Oakland	94621-1104
141	AQUA FRESH SEAFOOD	10823 MACARTHUR BLVD # A	Oakland	94605-5256
142	Aramark	330 chestnut st	Oakland	94607-2528
143	Arco 00276	10600 MacArthur Blvd	Oakland	94605
144	ARCO 00374	6407 Telegraph Ave	Oakland	94609
145	Argent Materials Recycle Yard	8300 Baldwin St	Oakland	94621-1926
146	ARIA GRILL & CUISINE	308 14TH ST	Oakland	94612-3907
147	ARIANA HOT DOG	1579 MIDDLE HARBOR RD	Oakland	94607-1808
148	ARMANDO CERVANTES PAINTLESS DENT REPAIR	2984 FRYE ST	Oakland	94602-3545
149	ARNE AUTO REPAIR	7520 INTERNATIONAL BLVD	Oakland	94621-2844
150	AROMA CAFE & BAKERY	1900 FRANKLIN ST	Oakland	94612-2906
151	Arrow Sign Company	1051 46th Ave	Oakland	94601
152	Art Craft Co	10441 Edes Ave	Oakland	94603-3015
153	ARTISON FOOD PRODUCTIONS INC.	4029 PIEDMONT AVE	Oakland	94611-5208
154	ARYANA HOT DOG	6300 COLISEUM WAY	Oakland	94621
155	A'S COIN-UP CARWASH	957 E 12TH ST	Oakland	94606-3723
156	A'S GIANT CORP	4215 MACARTHUR BLVD	Oakland	94619-1907
157	Asbestos Management Group of California, Inc./DBA AMG	3438 Helen Street	Oakland	94808
158	ASIA COFFEE SHOP & RESTAURANT 2	1245 6TH AVE	Oakland	94606-2903
159	ASIAN SNACKS	1243 33RD AVE	Oakland	94601-2921
160	ASMARA RESTAURANT	5020 TELEGRAPH AVE # 302	Oakland	94609-2014
161	ASMARINA CAFE	6101 SHATTUCK AVE	Oakland	94609-1234
162	ASPHALT PLANT	344 HIGH ST	Oakland	94601-3902
163	Asphalt Shingle Recyclers	5900 Coliseum Way	Oakland	94621
164	ATC COLORS LLC	631 85TH AVE	Oakland	94621-1254
165	ATHENIAN DELI & CAFE	2125 FRANKLIN ST	Oakland	94612-3003
166	Atlas Heating and Air Conditioning	1451 32ND ST	Oakland	94608
167	AU OAKLAND	2430 BROADWAY	Oakland	94612-2417

ATTACHMENT C.4.1
City of Oakland
List of All Industrial and Commercial Facilities Requiring
Stormwater Inspections per MRP Provision C.4.b.ii.(2)(d)
FY 2019-2020

#	Business Name	Business Address	City	Zip Code
168	AUNT MARYS CAFE	4640 TELEGRAPH AVE	Oakland	94609-2022
169	AUTHENTIC BAGEL COMPANY	463 2ND ST	Oakland	94607-3839
170	AUTO BOUTEEK	507 23RD AVE	Oakland	94606-5306
171	AUTO REPAIR MASTER INC	448 25TH ST	Oakland	94612-2409
172	AUTO ROW SMOG TEST ONLY	3060 BROADWAY	Oakland	94611-5713
173	AUTO SAVER	2601 35TH AVE	Oakland	94619-1001
174	AUTO SOLUTIONS, LLC	410 PENDLETON WAY # 13	Oakland	94621-2151
175	AUTO WORKS & COMPANY	3900 FOOTHILL BLVD	Oakland	94601-4237
176	AUTO WORLD BODY & FRAME	844 E 12TH ST	Oakland	94606-3627
177	AUTOBAHN CAFE	571 5TH ST	Oakland	94607-3500
178	AUTOMOTIVE COLLISION REPAIR	365 26TH ST	Oakland	94612-2410
179	AUTOTRENDS	2840 BROADWAY	Oakland	94611-5709
180	AUTOZONE #3357	3525 MACARTHUR BLVD	Oakland	94619-1325
181	AutoZone #3371	7200 Bancroft Avenue	Oakland	94605
182	AUTOZONE #4151	807 27TH ST	Oakland	94607-3423
183	AutoZone #5230	10111 International Blvd	Oakland	94603
184	AUTOZONE PARTS, INC	3050 E 9TH ST	Oakland	94601-2937
185	AVIS Rent a Car System, LLC	1050 Wright St	Oakland	94621
186	AYUBY ICE CREAM	2783 E 12TH ST	Oakland	94601-1504
187	AZIT	4390 TELEGRAPH AVE STE A	Oakland	94609-2054
188	AZM BODYWORKX	1401 JACKSON ST	Oakland	94612-4086
189	B P Marble Prod Inc	1044 44th Ave	Oakland	94601-4425
190	B & H AUTO SERVICE	851 E 12TH ST	Oakland	94606-3626
191	B & J AUTO CENTER INC	5901 COLISEUM WAY	Oakland	94621-4041
192	B & M CAFE	288 11TH ST STE D	Oakland	94607-4460
193	B & S DISMANTLER	8925 SAN LEANDRO ST UNIT B	Oakland	94621-1201
194	B AND M AUTO	9901 PIPPIN ST	Oakland	94603-2315
195	BA LE FRENCH COFFEE SHOP	812 FRANKLIN ST	Oakland	94607-4202
196	BA LE SANDWICH LLC	1909 INTERNATIONAL BLVD STE A	Oakland	94606-4813
197	BA-BITE	3905 PIEDMONT AVE	Oakland	94611-5351
198	BABY CAFE LLC	358 11TH ST	Oakland	94607-4247
199	BABY KAKES LLC	1937 26TH AVE	Oakland	94601-1765
200	BACHEESO	246 GRAND AVE	Oakland	94610-4724
201	BAGEL STREET CAFE	501 14TH ST STE 120	Oakland	94612-1415
202	BAIA PASTA	431 WATER ST	Oakland	94607-3740
203	BAJA TAQUERIA	4070 PIEDMONT AVE	Oakland	94611-5221
204	Baldwin Partners LLC	8378 Baldwin	Oakland	94621
205	BANANA BLOSSOM THAI CUISINE	4228 PARK BLVD	Oakland	94602-1312
206	BANCROFT COMPLETE AUTO REPAIR	5342 BANCROFT AVE	Oakland	94601-5808
207	BANCROFT GAS CORP (Valero Gas Station)	7225 BANCROFT AVE	Oakland	94605-2407
208	BAR OESTE	722 CLAY ST	Oakland	94607-3921
209	BARBARA LLEWELLYN CATERING & EVENT PLAN	434 25TH ST	Oakland	94612-2409

ATTACHMENT C.4.1

City of Oakland

**List of All Industrial and Commercial Facilities Requiring
Stormwater Inspections per MRP Provision C.4.b.ii.(2)(d)
FY 2019-2020**

#	Business Name	Business Address	City	Zip Code
210	BARCESAR	4039 PIEDMONT AVE	Oakland	94611-5208
211	BARCOTE ETHIOPIAN RESTAURANT	6430 TELEGRAPH AVE	Oakland	94609-1112
212	BARE KNUCKLE PIZZA	351 12TH ST	Oakland	94607-4248
213	BARLAGO ITALIAN KITCHEN	550 GRAND AVE	Oakland	94610-3515
214	BARNEY'S PIEDMONT INC	4162 PIEDMONT AVE	Oakland	94611-5110
215	BART OAC Maintenance Facility	70 Hegenberger Road	Oakland	94621-1406
216	BARTLETT CABINET INC	730 105TH AVE	Oakland	94603-3604
217	BAT COUNTRY LLC	1618 FRANKLIN ST	Oakland	94612-2806
218	BATTAM BANG	850 BROADWAY	Oakland	94607-4016
219	BATTERY SPECIALISTS	2824 SAN PABLO AVE	Oakland	94608-4529
220	BAY AREA AUTO REPAIR	550 E 12TH ST	Oakland	94606-2907
221	BAY AREA CYLINDER HEAD	732 E 12TH ST	Oakland	94606-3625
222	Bay Area Elite Farmers Inc.	5733 San Leandro St. G	Oakland	94601
223	BAY AREA ENGINE EXCHANGE	1285 47TH AVE	Oakland	94601-5115
224	BAY AREA PALLETS	1025 47TH AVE	Oakland	94601-5113
225	Bay Area Rapid Transit Oakland	601 E 8th St	Oakland	94606-3606
226	BAY BRIDGE AUTO BODY	2130 90TH AVE	Oakland	94603-1803
227	BAY CITY AUTO & TRANSMISSION REPAIR	1220 47TH AVE	Oakland	94601-5116
228	BAY FUNG TONG SEAFOOD TEA HOUSE	1916 FRANKLIN ST	Oakland	94612-2906
229	BAY MOTOR SPORT SERVICES, INC	1118 5TH AVE	Oakland	94606-2834
230	BAY ONE AUTO BODY INC.	2939 E. 7th Street	Oakland	94601
231	BAYGREEN SALAD & MORE	2225 WEBSTER ST	Oakland	94612-3013
232	BCH Manufacturing Company Inc.	10012 Denny St	Oakland	94603
233	A & P Service Center	398 W MacArthur Blvd	Oakland	94609
234	BEALLO CATERING	592 MOUNTAIN BLVD	Oakland	94611-1821
235	BECKYS CHINESE RESTAURANT	5620 COLLEGE AVE	Oakland	94618-1541
236	BEEF NOODLE SOUP 84 INC	354 17TH ST	Oakland	94612-3335
237	BEER REVOLUTION	464 3RD ST	Oakland	94607-3834
238	BELCAMPO MEAT COMPANY	369 3RD ST	Oakland	94607-4103
239	BELLANICO	4238 PARK BLVD	Oakland	94602-1312
240	BELOTTI RISTORANTE E BOTTEGA	5403 COLLEGE AVE	Oakland	94618-1502
241	BEN & NICKS BAR & GRILL (CATO CORP)	5612 COLLEGE AVE	Oakland	94618-1541
242	BENJAMIN MOORE	8350 PARDEE DR	Oakland	94621-1481
243	BENNER AUTO REPAIR INC	488 25TH ST	Oakland	94612-2409
244	Benson's Tire and Auto Service	488 25th St	Oakland	94612
245	BERNARDINI ENTERPRISES INC	745 KEVIN CT	Oakland	94621-4039
246	BESA QUALITY AUTO CARE	2350 WEBSTER ST	Oakland	94612-3116
247	BEST DEAL WHEEL & TIRE INC.	2901 SAN PABLO AVE	Oakland	94608-4528
248	BEST DETAIL INC	2412 BROADWAY	Oakland	94612-2417
249	BEST TASTE RESTAURANT & DELI	814 FRANKLIN ST	Oakland	94607-4202
250	BETTS LAKESHORE CHEVRON	3500 LAKESHORE AVE	Oakland	94610-2223
251	BEVERAGES, & MORE!	525 EMBARCADERO W	Oakland	94607-3565

ATTACHMENT C.4.1
City of Oakland
List of All Industrial and Commercial Facilities Requiring
Stormwater Inspections per MRP Provision C.4.b.ii.(2)(d)
FY 2019-2020

#	Business Name	Business Address	City	Zip Code
252	BEYOND SHEET METAL	1586 35TH AVE REAR	Oakland	94601-3529
253	BFB WORLD WIDE AUTO SALES	9959 INTERNATIONAL BLVD	Oakland	94603-2513
254	BHUGAYS SUSHI TO GO	1200 CLAY ST STE 150	Oakland	94612-1424
255	BICYCLE COFFEE LLC	364 2ND ST	Oakland	94607-4136
256	BIG BAD WOLF BBQ	922 56TH ST	Oakland	94608-3124
257	BIG BROTHERS	10800 BANCROFT AVE	Oakland	94603-4023
258	BIG DISH	339 9TH ST	Oakland	94607-4211
259	BIG G BURGER	333 17TH ST	Oakland	94612-3311
260	BIG MOMMAS KITCHEN	4929 INTERNATIONAL BLVD	Oakland	94601-5213
261	BIG O TIRE STORE #83	810 W MACARTHUR BLVD	Oakland	94608-3925
262	BILL & BILLS BODY SHOP	1500 105TH AVE	Oakland	94603-3235
263	BILLS AUTO SALES AND AUTOMANIA	2921 FORD ST	Oakland	94601-2820
264	BILLS DENTS & DINGS REPAIR	515 WELDON AVE	Oakland	94610-1623
265	BILLY AUTO REPAIR	7520 INTERNATIONAL BLVD A	Oakland	94621-2844
266	BILLYS SNACKS AND DELI	1938 BROADWAY	Oakland	94612-2206
267	BINGO SNACK BAR	10800 INTERNATIONAL BLVD	Oakland	94603-3852
268	BINH MINH QUAN	338 12TH ST	Oakland	94607-4218
269	BIRD & BUFFALO	4659 TELEGRAPH AVE	Oakland	94609-2021
270	BLESSED GARDEN RESTAURANT	419 15TH ST	Oakland	94612-2801
271	BLS SOUP AND SANDWICH	10901 MACARTHUR BLVD STE 101	Oakland	94605-5200
272	A B TRUCKING	10 BURMA RD	Oakland	94607-1010
273	BLUE BOTTLE COFFE INC.	480 9TH ST	Oakland	94607-4048
274	Blue Ribbon Legacy Group	302 Pendleton Way	Oakland	94621
275	Blue Sky Biofuels, LLC	851 49th Ave	Oakland	94601
276	Blue Tree Medical LLC	4901 Tidewater Dr.	Oakland	94621
277	Blum	578 W Grand	Oakland	94621
278	PORT COFFEE, LLC	10 BURMA RD	Oakland	94607
279	BM AUTO PARTS	7006 WELD ST	Oakland	94621-3144
280	BMD Landscape Design	10000 Edes Ave.	Oakland	94603
281	BNB AUTO REPAIR	5337 INTERNATIONAL BLVD	Oakland	94601-5701
282	BNSF Oakland International Gateway	333 Maritime Street	Oakland	94607-1014
283	Bob Motter Body Shop Inc.	6426 Shattuck Ave	Oakland	94609
284	BOBS IRON INC	740 KEVIN CT	Oakland	94621-4040
285	BON APPETIT	1547 LAKESIDE DR	Oakland	94612-4520
286	BOOT AND SHOE SERVICE	3308 GRAND AVE	Oakland	94610-2737
287	Borden Lighting	460 Roland Way	Oakland	94621
288	BORDERLINE AUTOMOTIVE	10552 INTERNATIONAL BLVD	Oakland	94603-3804
289	BORIQUEA KITCHEN	2501 CORDOVA ST	Oakland	94602-2106
290	BORIS AUTO REPAIR	2926 56TH AVE	Oakland	94605-1114
291	Bosco Lai	8607 7th Ave	Oakland	94621
292	THE HERTZ CORPORATION (727318)	1001 BROADWAY	Oakland	94607-4019
293	OAKLAND MARRIOTT CITY CENTER	1001 BROADWAY	Oakland	94607

ATTACHMENT C.4.1**City of Oakland****List of All Industrial and Commercial Facilities Requiring
Stormwater Inspections per MRP Provision C.4.b.ii.(2)(d)
FY 2019-2020**

#	Business Name	Business Address	City	Zip Code
294	BOSTON MARKET #2288	3060 E 9TH ST	Oakland	94601-2905
295	GUADALAJARA RESTAURANT	1001 FRUITVALE AVE	Oakland	94601
296	BOUNMY CHENG AUTO REPAIR INC	1800 INTERNATIONAL BLVD	Oakland	94606-4805
297	BOWL'D BBQ KOREAN STONE GRILL	4869 TELEGRAPH AVE	Oakland	94609-2009
298	TACOS EL NOVILLO	1001 FRUITVALE AVE	Oakland	94601
299	Boy Auto	1011 39th Ave	Oakland	94601
300	Kao Saelee	10036 Permain St.	Oakland	94603
301	Sustainable Farms LLC	10036 Permain St.	Oakland	94603
302	British Marine	11 Embarcadero Cv	Oakland	94606
303	ABURAYA	362 17TH ST	Oakland	94612-3335
304	HUNTSBERRY LIQUORS	10151 FOOTHILL BLVD	Oakland	94605
305	BROADWAY AUTOMOTIVE & TRANSMISSION	2943 BROADWAY	Oakland	94611-5710
306	Broadway Mechanical-Contractors	873 81st Ave	Oakland	94621
307	BROADWAY SMOG STATION	288 28TH ST	Oakland	94611-6023
308	BROADWAY UNION 76, INC.	3943 BROADWAY	Oakland	94611-5615
309	BROADWAY-SHELL	5755 BROADWAY	Oakland	94618-1571
310	TAQUERIA Y MARISCOS	10151 FOOTHILL BLVD	Oakland	94605
311	BROODY MOOD CAR WASH	10950 REPOSO DR	Oakland	94603-3636
312	ABURAYA	380 15TH ST	Oakland	94612-3309
313	VA TRANSPORTATION INC	1225 MANDELA PKWY	Oakland	94607-2001
314	BROOKS TRUCKING	721 LOUISIANA ST	Oakland	94603-1129
315	BROTZEIT LOKAL LLC	1000 EMBARCADERO	Oakland	94606-5133
316	BRUCES TIRE INC	240 HEGENBERGER RD	Oakland	94621-1436
317	BRYMFACE Corporation	2734 E7th St.	Oakland	94601
318	BT AUTO REPAIR	2264 E 12TH ST	Oakland	94606-5010
319	Claude Allen	1021 45th Ave.	Oakland	94601
320	BUDGET RENT A CAR SYSTEM, INC	121 98TH AVE	Oakland	94603-1003
321	BUFFET FORTUNA OF OAKLAND	800 BROADWAY	Oakland	94607-4016
322	BURMA BEAR LLC	325 19TH ST	Oakland	94612-3405
323	BURMA SUPERSTAR RESTAURANT	4721 TELEGRAPH AVE	Oakland	94609-2023
324	BURNT ENDS BBQ TRUCK	605 WALAVISTA AVE APT E	Oakland	94610-1107
325	BURRITO IN,INC	4496 BROADWAY F	Oakland	94611-4429
326	GDL AUTO SALES	10211 INTERNATIONAL BLVD	Oakland	94603-3205
327	Alexis Bronson	80 Swan Way	Oakland	94621
328	COMMERCIAL AUTO	10211 INTERNATIONAL BLVD	Oakland	94603-3205
329	C & M BISTRO	388 9TH ST STE 181	Oakland	94607-4292
330	C NAEFKE WOODWORKING	4701 SAN LEANDRO ST # 7	Oakland	94601-5100
331	C.A.R. RHINO GAS STATION	5865 BROADWAY TER	Oakland	94618-2001
332	G D L CUSTOM BODY SHOP	10211 INTERNATIONAL BLVD	Oakland	94603-3205
333	CABINETS TO GO LLC	601 BRUSH ST	Oakland	94607-3249
334	CACTUS TAQUERIA	5642 COLLEGE AVE	Oakland	94618-1541
335	CAFE 15	597 15TH ST	Oakland	94612-1409

ATTACHMENT C.4.1
City of Oakland
List of All Industrial and Commercial Facilities Requiring
Stormwater Inspections per MRP Provision C.4.b.ii.(2)(d)
FY 2019-2020

#	Business Name	Business Address	City	Zip Code
336	CAFE A DU	1709 INTERNATIONAL BLVD	Oakland	94606-4503
337	GDL REGISTRATION SERVICE	10211 INTERNATIONAL BLVD	Oakland	94603-3205
338	CAFE COLUCCI INC	6429 TELEGRAPH AVE	Oakland	94609-1111
339	CAFE DEJENA	3939 MARTIN LUTHER KING JR WAY	Oakland	94609-2315
340	CAFE DEM	1544 14TH AVE	Oakland	94606-4418
341	CAFE EL PATIO	4030 INTERNATIONAL BLVD B	Oakland	94601-4044
342	CAFE ERITREA DAFRIQUE	4069 TELEGRAPH AVE	Oakland	94609-2404
343	CAFE KEFA	422 29TH AVE	Oakland	94601-2106
344	CAFE LA FONGS INC	5885 BANCROFT AVE	Oakland	94605-1301
345	CAFE LE BISTRO	433 HEGENBERGER RD STE B	Oakland	94621-1448
346	CAL STATE XPRESS	4909 TIDEWATER AVE	Oakland	94601-4914
347	CALI RICAN CATERING	2525 ALIDA ST	Oakland	94602-2503
348	Califas Tunnel Inc.	950 89th Ave.	Oakland	94621
349	California Cannabinoids Inc.	414 Lesser St 115, 111	Oakland	94601
350	CALIFORNIA CEREAL PRODUCTS INC	1267 14TH ST	Oakland	94607-2246
351	CALIFORNIA COVERS	431 26TH ST	Oakland	94612-2410
352	CALIFORNIA FINEST BODY & FRAME	1415 18TH ST	Oakland	94607-1630
353	Alexis Bronson	810 81st Ave.	Oakland	94621
354	Amelia Street Ventures LLC	8410 Amelia St.	Oakland	94621
355	California Soda Company	355 Mandela Pkwy	Oakland	94607
356	Amelia Street Ventures LLC	8430 Amelia St.	Oakland	94621
357	Eric Tran	1025 98th Ave.	Oakland	94603
358	Arco AM/PM	566 Hegenberger Rd	Oakland	94621-1320
359	Califortunes, Inc.	7700 Edgewater Dr. 656	Oakland	94621
360	CAM HUONG DELI RESTAURANT	702 INTERNATIONAL BLVD STE A	Oakland	94606-2979
361	CAMBURGER	430 13TH ST	Oakland	94612-2602
362	CAMINO	3917 GRAND AVE	Oakland	94610-1005
363	CannaHoldings, Inc.	300 Pendleton Way 300	Oakland	94621
364	Menage Patient Group Inc.	1025 98th Ave.	Oakland	94603
365	ARCO AM/PM	9800 INTERNATIONAL BLVD	Oakland	94603-2512
366	CAR CARE OF OAKLAND	320 23RD ST	Oakland	94612-3706
367	BAY AUTO CENTER	610 OAK ST	Oakland	94607-4732
368	BAY AUTO CENTER	810 23RD AVE	Oakland	94606-5342
369	CARLOS AUTO REPAIR AND TIRE SERVICE	2801 SAN PABLO AVE # C	Oakland	94608-4560
370	JBTB Holdings Inc.	1031 98th Ave.	Oakland	94603
371	CARNICERIA Y FRUTERIA EL VALLE	1527 INTERNATIONAL BLVD	Oakland	94606-4403
372	B-DAMA INC.	536 9TH ST	Oakland	94607-3938
373	CAROLYNS CREOLE KITCHEN	2921 CHESTNUT ST	Oakland	94608-4429
374	CHILTON AUTO BODY OF OAKLAND, INC.	1049 9TH AVE	Oakland	94606-3703
375	CARRIBEAN SPICES	1000 OAK ST	Oakland	94607-4892
376	CASH & CARRY SMART FOODSERVICE	400 OAK ST	Oakland	94607-4620
377	CASS Inc	2730 Peralta St	Oakland	94607-1707

ATTACHMENT C.4.1
City of Oakland
List of All Industrial and Commercial Facilities Requiring
Stormwater Inspections per MRP Provision C.4.b.ii.(2)(d)
FY 2019-2020

#	Business Name	Business Address	City	Zip Code
378	CASSAVE RESTAURANT & TAQUERIA	5412 SAN PABLO AVE STE D	Oakland	94608-3008
379	CASTANEDA AUTO REPAIR	855 34TH AVE	Oakland	94601-3404
380	CASTILLO MOBILE TRUCK REPAIR, INC.	852 85TH AVE	Oakland	94621-1250
381	R & A TRUCKING CO	1050 77TH AVE	Oakland	94621-2528
382	CATRACHO AUTO REPAIR	2801 SAN PABLO AVE STE C	Oakland	94608-4560
383	E.T Horn Company	2135 Frederick ST	Oakland	94606
384	B-DAMA INC.	907 WASHINGTON ST STE H	Oakland	94607-4097
385	Brooks Motor Cars	295 29th St	Oakland	94611
386	CCY INC	2505 Poplar St	Oakland	94607-2413
387	CDP Ventures, LLC	7700 Pardee Ln. 150	Oakland	94621
388	Cement	333 23rd Street	Oakland	94606
389	CEMEX CONSTRUCTION MATERIALS PACIFIC, LLC	333 23RD AVE	Oakland	94606-5303
390	CENTER AUTO MACHINE SHOP	1231 10TH AVE	Oakland	94606-3715
391	CENTRAL CAFE DELI	332 E 18TH ST	Oakland	94606-1814
392	Central Concrete	2400 Peralta St	Oakland	94607-1705
393	Central Concrete Supply Co Plant -07	401 Embarcadero	Oakland	94606
394	CESARS BUMPERS-REPAIR	8925 SAN LEANDRO ST BLDG B	Oakland	94621-1201
395	Chabot Space & Science Center	10000 Skyline Boulevard	Oakland	94619
396	CHAI THAI NOODLES	545 INTERNATIONAL BLVD # B	Oakland	94606-2984
397	Champa Garden	2102 8th Ave	Oakland	94606-2008
398	CHANCHAL INC	1240 BROADWAY	Oakland	94612-1802
399	U S WHOLESALE PIPE & TUBE INC	1050 77TH AVE	Oakland	94621
400	BEST TIRES SALES & SERVICE	1050 98TH AVE	Oakland	94603-2331
401	Charisiam	4905 Tidewater Ave.	Oakland	94621
402	CHARLES AUTO	4500 MARTIN LUTHER KING JR WAY	Oakland	94609-1820
403	CHARLOTTE'S WEB AUTO DETAILING AND CAR WASH	2964 FRUITVALE AVE	Oakland	94602-2136
404	CHAUS AUTO BODY AND REPAIR	4506 INTERNATIONAL BLVD	Oakland	94601-4507
405	CHAUS AUTO SPORTS	1259 48TH AVE	Oakland	94601-5119
406	DBS MOBILE AUTOMOTIVE SERVICES & TRANSPORT	1050 98TH AVE	Oakland	94603
407	CHELINI FRESH PASTA WORKS	5 BAY FOREST PL	Oakland	94611-1072
408	Chemical Compounding Co	791 66th Ave	Oakland	94621-3713
409	CHEPES TIRE SERVICE	2181 39TH AVE	Oakland	94601-4301
410	CHERIS ICE CREAM & DELI SHOP	3206 INTERNATIONAL BLVD	Oakland	94601-2904
411	Brooks Motor Cars	9829 Bigge St	Oakland	94603
412	MARISCOS EL TATA AL ESTILA SINALOA	10555 INTERNATIONAL BLVD	Oakland	94603
413	BUTTERCUP	1000 COTTON ST	Oakland	94606-5207
414	BUTTERCUP	229 BROADWAY	Oakland	94607-3802
415	CHEVRON #2212/308613	191 98TH AVE	Oakland	94603-1003
416	Chevron Aviation Services	7799 Earhart Rd	Oakland	94621
417	CHEVRON STATIONS INC#1784/984800	1700 CASTRO ST	Oakland	94612-1314

ATTACHMENT C.4.1
City of Oakland
List of All Industrial and Commercial Facilities Requiring
Stormwater Inspections per MRP Provision C.4.b.ii.(2)(d)
FY 2019-2020

#	Business Name	Business Address	City	Zip Code
418	CHEVRON USA #90338	5500 TELEGRAPH AVE	Oakland	94609-1923
419	California Waste Solutions	1819 10th Street	Oakland	94607-1450
420	CHI FUNG PLASTICS, INC.	1020 54TH AVE	Oakland	94601-5646
421	CHICA	303 OAKLAND AVE APT A	Oakland	94611-5530
422	ROSITAS RESTAURANTE	10555 INTERNATIONAL BLVD	Oakland	94603
423	MINUTEKEY@FOOD4LESS #534	10790 MACARTHUR BLVD	Oakland	94605-5253
424	CHICKPEA CHICK	626 EL DORADO AVE APT 13	Oakland	94611-5095
425	FOODS CO #534	10790 MACARTHUR BLVD	Oakland	94605
426	California Waste Solutions	1820 10th Street	Oakland	94607-1450
427	CHINA EXPRESS RESTAURANT	4425 FOOTHILL BLVD	Oakland	94601-4623
428	CHINA GARLIC RESTURANT	3766 PIEDMONT AVE	Oakland	94611-5348
429	CHINA GOURMET EXPRESS	3301 FOOTHILL BLVD	Oakland	94601-3114
430	CHINA GOURMET EXPRESS, INC	3407 FRUITVALE AVE	Oakland	94602-2317
431	CHINA STAR EXPRESS, LLC	399 8TH ST	Oakland	94607-4250
432	CHINATOWN SMOG AND REPAIR STATION	800 HARRISON ST	Oakland	94607-4423
433	CHINO'S CUSTOMS	1325 97TH AVE	Oakland	94603-2515
434	CHIPOTLE MEXICAN GRILL #1901	8460 EDGEWATER DR STE C	Oakland	94621-1488
435	SPECTACULAR AUTO WORKS	1101 7TH AVE	Oakland	94606-3636
436	YANG AUTO REPAIR	1101 7TH AVE	Oakland	94606-3636
437	CHOPSTICKS EXPRESS	4104 MACARTHUR BLVD	Oakland	94619-1906
438	CHOW OAKLAND LLC	3770 PIEDMONT AVE	Oakland	94611-5348
439	CHOY AUTOMOTIVE SERVICE	245 8TH ST	Oakland	94607-4403
440	CHOYS AUTO BODY & REPAIR	1407 FOOTHILL BLVD	Oakland	94606-3944
441	Chretien Schiffer	1617 32nd A	Oakland	94608
442	Chris Kingsby	426 E 11th Ave.	Oakland	94601
443	Christopher Tenaglia	3134 San Pablo Ave.	Oakland	94612
444	CHUBBY FREEZE	600 HEGENBERGER RD	Oakland	94621-1914
445	CHURCHS CHICKEN #181	4155 TELEGRAPH AVE	Oakland	94609-2405
446	CHURCHS CHICKEN #182	7301 BANCROFT AVE	Oakland	94605-2761
447	CHURROS BAYFAIR	9133 INTERNATIONAL BLVD	Oakland	94603-1303
448	CINNAMON TREE CHINESE CUISINE	708 FRANKLIN ST	Oakland	94607-3932
449	California Waste Solutions	3300 Wood Street	Oakland	94608-4032
450	CARDENAS	1630 HIGH ST #1210	Oakland	94601
451	City Auto Supply -Oakland	1905 Dennison Street	Oakland	94606
452	CITY CENTER GRILLE	1221 BROADWAY STE 105	Oakland	94612-1820
453	City of Oakland Truck & Fire Shop	5050 Coliseum Way	Oakland	94601-5014
454	Civicorps Job Training Center	1425 5th St	Oakland	94607
455	J 1 AUTO PARTS AND SALES	1101 98TH AVE	Oakland	94603-2404
456	XAN AUTO BODY & REPAIR SEVICES	1101 98TH AVE	Oakland	94603-2404
457	Caltrans Café (was ATOMIC CUP)	111 GRAND AVE	Oakland	94612
458	Claude Heifetz	7700 Edgewater Dr.	Oakland	94621
459	CMC LLC	5801 San Leandro St. Bldg B	Oakland	94621

ATTACHMENT C.4.1
City of Oakland
List of All Industrial and Commercial Facilities Requiring
Stormwater Inspections per MRP Provision C.4.b.ii.(2)(d)
FY 2019-2020

#	Business Name	Business Address	City	Zip Code
460	COACH SUSHI	532 GRAND AVE	Oakland	94610-3515
461	COCHRAN CAR COMPANY	3010 CHAPMAN ST	Oakland	94601-2805
462	COCINA DEL PUEBLO LLC	7633 MACARTHUR BLVD	Oakland	94605-2943
463	COCK-A-DOODLE CAFE	719 WASHINGTON ST	Oakland	94607-3924
464	GLOBAL FOOD SERVICE	111 GRAND AVE	Oakland	94612
465	Cardenas	1630 High street	Oakland	94601
466	FEMA	1111 Broadway	Oakland	94607
467	COLISEUM AUTO BODY LLC	835 75TH AVE	Oakland	94621-2937
468	COLISEUM LEXUS/OAKLAND MOTOR CARS INC	7273 OAKPORT ST	Oakland	94621-1949
469	COLISEUM SHELL	540 HEGENBERGER RD	Oakland	94621-1320
470	FAZ RESTAURANT & BAR	1111 BROADWAY	Oakland	94607
471	COLISEUM UNOCAL	845 66TH AVE	Oakland	94621-3715
472	College Shell	6039 College Ave	Oakland	94618
473	COLLISON REPAIR BY BROOKS	9821 BIGGE ST	Oakland	94603-2052
474	CRASTA AUTO DETAILING	1122 73RD AVE	Oakland	94621-2902
475	CS & T AUTO DETAILING	1122 73RD AVE	Oakland	94621-2902
476	COLONIAL DONUTS INC	1000 BROADWAY STE A106	Oakland	94607-4040
477	COMALAPA RESTAURANTE	1498 7TH ST STE B	Oakland	94607-1985
478	98TH GAS	1141 98TH AVE	Oakland	94603-2404
479	Commercial Waste Recycling LLC	725 Independent Rd	Oakland	94621-3725
480	COMMIS	3859 PIEDMONT AVE	Oakland	94611-5378
481	COMMUNITY AUTO CENTER	2701 FOOTHILL BLVD	Oakland	94601-1717
482	COMMUNITY CAR WASH	8700 INTERNATIONAL BLVD	Oakland	94621-1554
483	Community Gardens Treeline Inc.	1699 W Grand Ave.	Oakland	94607
484	COMPLETE AUTO	910 89TH AVE # A	Oakland	94621-1208
485	Complete Auto Service	2350 High Street	Oakland	94601
486	COMPLETE FOREIGN CAR SERVICE	2750 FOOTHILL BLVD	Oakland	94601-1759
487	CONNIES CANTINA	3340 GRAND AVE	Oakland	94610-2737
488	Containers Unlimited	10901 Russet St	Oakland	94603-3727
489	CONTINENTAL IMPORT AUTO SVC	2215 INTERNATIONAL BLVD	Oakland	94606-5003
490	ALPHABET CITY AUTO SHOP	1141 98TH AVE	Oakland	94603-2404
491	CONTRASTO	388 GRAND AVE	Oakland	94610-4840
492	COOKS COLLISION OF OAKLAND	149 11TH ST	Oakland	94607-4840
493	COOKS COLLISION OF OAKLAND #2	1900 MARTIN LUTHER KING JR WAY	Oakland	94612-1333
494	Coolport Oakland	575 Maritime St	Oakland	94607
495	CORNERSTONE AUTO CENTER	8008 MOUNTAIN BLVD	Oakland	94605-3709
496	COSTA AUTO CARE AND TIRE LLC	10201 MACARTHUR BLVD	Oakland	94605-5138
497	CPX.CARRIER INC	2585 BUNA ST R099	Oakland	94607-5107
498	CCSAC Inc.	580 Julia Ann Way	Oakland	94621
499	Tommy Toy	1201 46th Ave.	Oakland	94601
500	Creative Wood Prod Inc	900 77th Ave A	Oakland	94621-2526
501	CCSAC Inc.	810 81st Ave.	Oakland	94621

ATTACHMENT C.4.1
City of Oakland
List of All Industrial and Commercial Facilities Requiring
Stormwater Inspections per MRP Provision C.4.b.ii.(2)(d)
FY 2019-2020

#	Business Name	Business Address	City	Zip Code
502	Nestle Waters North America	295 Hegenberger Rd	Oakland	94621
503	CRIS AUTO REPAIR AND DETAIL	1330 54TH AVE	Oakland	94601-5733
504	CRISTINA AGUILAR	5239 WENTWORTH AVE	Oakland	94601-5308
505	EVERETT & JONES BARBEQUE-JACK LONDON,LLC	126 BROADWAY	Oakland	94607
506	SUPER QUE LLC	126 BROADWAY	Oakland	94607
507	CTS TIRES & RECYCLING	2502 14TH AVE	Oakland	94606-3238
508	Cumulus Energy Storage Pilot Plant	1010 22nd Ave	Oakland	94606
509	MYA'S DETAIL	140 MONTWOOD WAY	Oakland	94605-5422
510	CUSTOM AUTO LLC	294 HEGENBERGER RD	Oakland	94621-1436
511	CUSTOM BLENDERS	980 77TH AVE	Oakland	94621-2526
512	Cut House LLC	9845 Kitty Lane	Oakland	94621
513	MONI'S	140 MONTWOOD WAY	Oakland	94605
514	CVS PHARMACY # 10475	2964 BROADWAY	Oakland	94611-5711
515	CVS PHARMACY #1283	3236 LAKESHORE AVE	Oakland	94610-2720
516	CVS Pharmacy #9130	175 41st St	Oakland	94611
517	CVS PHARMACY #9226	3320 FRUITVALE AVE	Oakland	94602-2316
518	EL QUETZAL Y MANGO RESTAURANT	1414 FRUITVALE AVE	Oakland	94601
519	CVS PHARMACY #9929	2000 MOUNTAIN BLVD	Oakland	94611-2807
520	CVS Pharmacy #9957	344 Thomas Berkeley Way	Oakland	94612
521	CWG Botanicals	1021 45th Ave	Oakland	94601
522	Cyan Manufacturing	1036 47th Ave. 110	Oakland	94601
523	CYBELLES PIZZA NO 4	3762 PIEDMONT AVE	Oakland	94611-5348
524	Cypress Auto Salvage Inc	2717 Peralta St	Oakland	94607-1706
525	D & D AUTO PLUS	410 PENDLETON WAY STE 3	Oakland	94621-2151
526	DAN V AUTO REPAIR	4848 MACARTHUR BLVD	Oakland	94619-2730
527	PANADERIA SEVILLA	1414 FRUITVALE AVE	Oakland	94601
528	DANNYS AUTO REPAIR	7520 INTERNATIONAL BLVD # E	Oakland	94621-2844
529	DANNYS SMOG STATION	8001 INTERNATIONAL BLVD STE A	Oakland	94621-2478
530	ACAPULCO GARAGE	1421 HIGH ST	Oakland	94601-4533
531	DAVES COMPLETE AUTO SERVICE	2801 SAN PABLO AVE	Oakland	94608-4560
532	BQ AUTO REPAIR	1421 HIGH ST	Oakland	94601-4533
533	Chevron	3101 98thAve	Oakland	94605
534	Chevron	3420 35th Avenue	Oakland	94602
535	L P CUSTOMS	1421 HIGH ST	Oakland	94601-4533
536	MANDELA FOODS COOPERATIVE	1430 7TH ST	Oakland	94607
537	DEALER TIRE, LLC	7200 EDGEWATER DR	Oakland	94621-3004
538	Dean Woodbridge	1036 47th Ave. 119	Oakland	94601
539	Degi Simmons	2960 Chapman St.	Oakland	94601
540	ZELLAS SOULFUL KITHCEN, LLC	1430 7TH ST	Oakland	94607
541	DELTA AUTO GARAGE	5538 FOOTHILL BLVD	Oakland	94605-1029
542	Delvin Ramon Armstrong	3022 Chestnut St	Oakland	94608
543	Dennis Dillard	2010 57th Ave.	Oakland	

ATTACHMENT C.4.1
City of Oakland
List of All Industrial and Commercial Facilities Requiring
Stormwater Inspections per MRP Provision C.4.b.ii.(2)(d)
FY 2019-2020

#	Business Name	Business Address	City	Zip Code
544	CUSTOM AUTO BODY & FENDER	1432 14TH AVE	Oakland	94606-4439
545	DESIGN WORKSHOPS	486 LESSER ST	Oakland	94601-4902
546	DETAILS	2027 CHESTNUT ST	Oakland	94607-2819
547	DHL Express OAK	7201 Earhart Road	Oakland	94621-4507
548	DIAMOND AUTO ALIGNMENT	8430 AMELIA ST	Oakland	94621-1836
549	DIAMOND AUTO CENTER	3475 CHAMPION ST	Oakland	94602-2332
550	DIAMOND DIESEL SERVICE INC	2550 E 12TH ST	Oakland	94601-1502
551	DIAMOND TOOL DIE INC	508 29TH AVE	Oakland	94601-2108
552	DIMOND VICINITY CORP 18216E	2411 MACARTHUR BLVD	Oakland	94602-2915
553	JZ AUTO BODY & SERVICES	1432 14TH AVE	Oakland	94606-4439
554	ADAMS MEDITERRANEAN GRILL & CAFE	1442 FRANKLIN ST	Oakland	94612-3202
555	DISCOUNT BRAKES & TIRES	2301 E 12TH ST	Oakland	94601-1014
556	Chevron	4265 foothill	Oakland	94601-4621
557	PINTOH THAI STREET FOOD	1442 FRANKLIN ST	Oakland	94612
558	DOCKTIME CORPORATION	1301 24TH ST	Oakland	94607-2435
559	Dollar Rent a Car	1050 Langley St	Oakland	94621
560	Dollar Tree #01259	2445 International Blvd	Oakland	94601
561	DONE RIGHT AUTO RESTORATION	3070 BROOK ST	Oakland	94611-5716
562	DOT COM AUTO CENTER	1101 7TH AVE # A	Oakland	94606-3636
563	DOWNTOWN AUTO CENTER	4145 BROADWAY	Oakland	94611-5111
564	Dreisbach Enterprises	2530 E 11th St	Oakland	94601-1425
565	DUSTY & SONS TRUCK TIRE CENTER	2201 MANDELA PKWY	Oakland	94607-1724
566	E and F Demolition	760 98th Ave	Oakland	94603-2200
567	E B AUTO BODY	1223 MILLER AVE	Oakland	94601-1053
568	E B AUTO SERVICE INC	2338 E 12TH ST	Oakland	94601-1015
569	PRECISION MOTORS	3068 BROADWAY	Oakland	94611-5713
570	Hummingbird Verde	1545 Willow St.	Oakland	94607
571	EAGEL GAS & MINI MART	4301 SAN LEANDRO ST	Oakland	94601-4445
572	Hummingbird Verde 3	1545 Willow St.	Oakland	94607
573	Jazmine Jackson	1545 Willow St.	Oakland	94607
574	EARL SCHEIB OAKLAND	901 INTERNATIONAL BLVD	Oakland	94606-3727
575	EASON AUTO WORKS	3423 HARLAN ST	Oakland	94608-4142
576	EAST 14TH AUTO SERVICE	5201 INTERNATIONAL BLVD	Oakland	94601-5720
577	Loud & Clear World Wide Inc.	1545 Willow St.	Oakland	94607
578	CAFE BOBO	1604 INTERNATIONAL BLVD	Oakland	94606-4502
579	EAST BAY AUTO REPAIR & TOWING	1335 FOOTHILL PL	Oakland	94606-3948
580	East Bay Clarklift	4701 Oakport St	Oakland	94601
581	EAST BAY GAS & FOOD	2146 E 12TH ST	Oakland	94606-4928
582	EAST BAY METAL	4911 COLISEUM WAY	Oakland	94601-5011
583	EAST BAY MUFFLERS	4016 INTERNATIONAL BLVD	Oakland	94601-4066
584	East Bay Resources	2430 Willow St	Oakland	94607-1711
585	EAST BAY TRUCK ADN AUTO REPAIR	6825 SAN LEANDRO ST	Oakland	94621-3319

ATTACHMENT C.4.1
City of Oakland
List of All Industrial and Commercial Facilities Requiring
Stormwater Inspections per MRP Provision C.4.b.ii.(2)(d)
FY 2019-2020

#	Business Name	Business Address	City	Zip Code
586	SOVANNIKA RESTAURANT	1604 INTERNATIONAL BLVD	Oakland	94606
587	EASTGATE PETROLEUM LLC - OAKLAND PORT	1107 5TH ST	Oakland	94607-2514
588	Chevron	8550 n Earhart drive	Oakland	94621
589	ECHAVIDRE MOTORS	2644 INTERNATIONAL BLVD	Oakland	94601-1512
590	ECONO SMOG TEST ONLY CENTER	250 8TH ST	Oakland	94607-4445
591	E-D Coat, Inc	715 4th St	Oakland	94607
592	Edge H2O, Inc.	7700 Edgewater Dr. 800	Oakland	94621
593	Edgewater Productions LLC	7700 Edgewater Dr. 300, 400	Oakland	94621
594	Gardenas	1630 High Street	Oakland	94601
595	EFFETT (Gary Roberson)	690 Hegenberger Rd.	Oakland	94621
596	BEAUTY'S BAGEL SHOP	1700 FRANKLIN ST	Oakland	94612-3408
597	CHHINA LLC	3276 LAKESHORE AVE	Oakland	94610-2720
598	Elevated Compassion Management LLC.	916 75th Ave.	Oakland	94621
599	HENRYS GALLERY CAFE	1700 FRANKLIN ST	Oakland	94612
600	Elmwood Operations LLC	3129 Elmwood Ave	Oakland	94601
601	Emerald Connector	944 85th Ave. B	Oakland	94621
602	EMERALD STEEL INC	727 66TH AVE	Oakland	94621-3713
603	Emerald Wizards Inc.	944 85th Ave.	Oakland	94621
604	HAT RAC ESPRESSO BAR	1714 FRANKLIN ST STE 102	Oakland	94612
605	QULTURE COLLECTIVE	1714 FRANKLIN ST STE 102	Oakland	94612
606	ENRIQUES COMPLETE AUTO REPAIR	914 W GRAND AVE STE A	Oakland	94607-3420
607	ENTERPRISE RENT A CAR	145 98TH AVE	Oakland	94603-1003
608	ENTERPRISE RENT A CAR CO OF S F LLC	3030 BROADWAY	Oakland	94611-5713
609	ENTERPRISE RENT A CAR CO OF SAN FRANCISC	3950 BROADWAY	Oakland	94611-5616
610	ENTERPRISE RENT A CAR COMPANY OF SAN FRANCISCO INC	165 98TH AVE	Oakland	94603-1003
611	CHHINA LLC	4086 PIEDMONT AVE	Oakland	94611
612	CHIPOTLE MEXICAN GRILL #2544	3001 BROADWAY	Oakland	94611-5712
613	ENTHUSIAST AUTOMOTIVE II	5920 ADELIN ST	Oakland	94608-1427
614	EQUIPMENT AND AUTOMOTIVE TRADING COMPANY	1323 E 17TH ST	Oakland	94606-3932
615	EQUIPMENT FABRICATING CORPORATION	729 45TH AVE	Oakland	94601-4428
616	Alina Therm	1717 Kirkham	Oakland	94607-2214
617	Aluma Therm	1717 Kirkham	Oakland	94607
618	ORGANIC CHOICE	175 98TH AVE	Oakland	94603
619	ROXAL KITCHEN INDIAN RESTAURANT	175 98TH AVE	Oakland	94603
620	Everport Terminal Services	5190 7th St	Oakland	94607-1045
621	Chipotle Mexican Grill #2544	3017 Broadway	Oakland	94611
622	Excellent Metal Processing, Inc.	9901 San Leandro St	Oakland	94603
623	Exceptional Extracts	1036 47th Ave. 117	Oakland	94601
624	EXPERIENCE AUTO BODY	2230 INTERNATIONAL BLVD	Oakland	94606-5004
625	SUBWAY SANDWICHES AND SALADS	175 98TH AVE	Oakland	94603

ATTACHMENT C.4.1
City of Oakland
List of All Industrial and Commercial Facilities Requiring
Stormwater Inspections per MRP Provision C.4.b.ii.(2)(d)
FY 2019-2020

#	Business Name	Business Address	City	Zip Code
626	EXPRESS GAS & MART	2951 HIGH ST	Oakland	94619-2519
627	AUTOMAX OF BAY AREA INC.	1750 E 12TH ST	Oakland	94606-4514
628	EZ STAR SMOG TEST ONLY	3315 SAN PABLO AVE	Oakland	94608-4235
629	F & G AUTO REPAIR	2764 INTERNATIONAL BLVD	Oakland	94601-1519
630	FAMILY AUTO CARE	958 77TH AVE # 1	Oakland	94621-2526
631	TIRE AND TIRE INC.	1750 E 12TH ST	Oakland	94606-4514
632	A-1 AUTO EXPRESS	1774 82ND AVE	Oakland	94621-2221
633	A & M FOOD MARKET INC	1774 82ND AVE	Oakland	94621
634	COCO CAFE	1924 FRANKLIN ST	Oakland	94612
635	FAST AUTO BODY PARTS	6914 MACARTHUR BLVD	Oakland	94605-2536
636	FAST GAS & MINI MART	5910 MACARTHUR BLVD	Oakland	94605-1634
637	Fast Lane Intermodel	850 92nd Ave Ste 5	Oakland	94603
638	FALAFEL BOY	1924 FRANKLIN ST	Oakland	94612
639	FEATHERWEIGHT PERFORMANCE & RESTORATION	10966 SAN LEANDRO ST	Oakland	94603-3748
640	FedEx JBSA	8455 Pardee Dr	Oakland	94621-1411
641	FedEx OAKRT	9190 Edes Avenue	Oakland	94603-1116
642	FEENEY INC	2603 UNION ST	Oakland	94607-2423
643	MAZZAT GRILL	1924 FRANKLIN ST	Oakland	94612
644	ROAM ARTISAN BURGERS	1951 TELEGRAPH AVE	Oakland	94612
645	FERNANDOS TIRE SERVICE	1414 16TH AVE	Oakland	94606-4412
646	Fidelity Roof Company	1075 40th Street	Oakland	94608
647	FIFTH STREET GARAGE	431 MARTIN LUTHER KING JR WAY	Oakland	94607-3535
648	FIGHK Inc.	8139 Capwell Dr.	Oakland	94621
649	FINISHING TOUCHES AUTO DETAILING	2555 INTERNATIONAL BLVD	Oakland	94601-1515
650	FinishMaster, Inc. #213	2303 Martin Luther King Jr. Way	Oakland	94612
651	Fire Station 18	5008 Bancroft Ave	Oakland	94601-5302
652	Firestone Complete Auto Care #012599	4236 Broadway	Oakland	94611
653	First Student Inc 12676	333 Filbert Street	Oakland	94607-2529
654	First Transit Inc 55570	411 High St	Oakland	94601
655	FLAMING AUTO BODY	6506 INTERNATIONAL BLVD	Oakland	94621-3644
656	Flexi-Van Leasing Oakland Service Center	4875 Tidewater Ave	Oakland	94601
657	TERTULIA COFFEE LLC	1951 TELEGRAPH AVE	Oakland	94612
658	FOOD MAXX #417	10950 INTERNATIONAL BLVD	Oakland	94603-3865
659	FOOD MAXX #484	3000 E 9TH ST	Oakland	94601-2937
660	FUJII MELONS, INC	201 FRANKLIN ST	Oakland	94607
661	FOOTHILL SMOG TEST ONLY, INC	4033 FOOTHILL BLVD	Oakland	94601-4238
662	VEGA PRODUCE	201 FRANKLIN ST	Oakland	94607
663	Ford Wholesale Company	8907 Railroad Ave	Oakland	94621
664	LA PERLA PUERTO RICAN CUISINE	2020 MACARTHUR BLVD	Oakland	94602
665	Fowell Enterprises Inc.	473 Roland Way	Oakland	94621
666	FOX AUTO REPAIR	1100 57TH AVE	Oakland	94621-4428
667	Fox Rent A Car-OAK (Oakland, CA)	7480 Old Earhart Rd	Oakland	94621

ATTACHMENT C.4.1
City of Oakland
List of All Industrial and Commercial Facilities Requiring
Stormwater Inspections per MRP Provision C.4.b.ii.(2)(d)
FY 2019-2020

#	Business Name	Business Address	City	Zip Code
668	NEW BORINQUEN SOUL	2020 MACARTHUR BLVD	Oakland	94602
669	Frank Ennix (Casa Verde)	807 54th Ave.	Oakland	94601
670	TWO STAR MARKET	2020 MACARTHUR BLVD	Oakland	94602
671	Frank Walker	3120 Chapman St.	Oakland	94601
672	Fresh Mint	808 Franklin St. B	Oakland	94607
673	Friendly Cab Co	4849 E 12th St	Oakland	94601-5107
674	1/4 LB GIANT BURGERS	2055 MACARTHUR BLVD	Oakland	94602
675	Fritz and Peters Import Car	420 25th St	Oakland	94602
676	FRM AUTO SALES	4200 INTERNATIONAL BLVD # R	Oakland	94601-4538
677	FRUITVALE COLLISION CENTER	3009 FOOTHILL BLVD	Oakland	94601-2525
678	Cisco Negoescu	2802 E7th St. 3	Oakland	94601
679	Cisco Negoescu	2803 E7th St. 1	Oakland	94601
680	QUARTER POUND GIANT BURGER #3	2055 MACARTHUR BLVD	Oakland	94602
681	G & G ORNAMENTAL IRON WORKS	9426 BURR ST	Oakland	94605-4710
682	G AUTO	410 PENDLETON WAY STE 11	Oakland	94621-2151
683	DIAMOND SHOP	2129 MACARTHUR BLVD	Oakland	94602
684	G M ASSOCIATES INC	9815 KITTY LN	Oakland	94603-1071
685	G.M. ASSOCIATES, INC.	9824 KITTY LN	Oakland	94603-1070
686	Gallagher Burk Inc	344 High St	Oakland	94601-3902
687	DISCOUNT MARKET	2129 MACARTHUR BLVD	Oakland	94602
688	GARCIAS TIRES & BRAKES	872 50TH AVE	Oakland	94601-5135
689	Garner Heat Treat Inc	10001 Denny St	Oakland	94603
690	LA RASPAHADITA	2138 INTERNATIONAL BLVD	Oakland	94606
691	GAZALI CORP DBA SEMINARY GAS AND FOOD	6235 SEMINARY AVE	Oakland	94605-1847
692	GCR TIRES AND SERVICE	140 HEGENBERGER LOOP	Oakland	94621-1326
693	TAQUERIA SINALOA	2138 INTERNATIONAL BLVD	Oakland	94606
694	IAN MULLEN PRIVATE SHELF COMPANY	2145 BROADWAY	Oakland	94612
695	JUSTUS KITCHEN	2145 BROADWAY	Oakland	94612
696	GENERAL GRINDING INC	801 51ST AVE	Oakland	94601-5694
697	Cisco Negoescu	3800 Wattling St.	Oakland	94601
698	COLE COFFEE INC	307 63RD ST	Oakland	94618-1248
699	MAMA TONG SOUP	2145 BROADWAY	Oakland	94612
700	GEORGE OREN TIRE SPECIALIST INC	1350 INTERNATIONAL BLVD	Oakland	94606-4304
701	George V Arth & Son	110 10th St	Oakland	94607
702	GERMAN AUTO MASTER	2605 MARKET ST	Oakland	94607-3439
703	GERMAN CAR SERVICE	5300 BROADWAY	Oakland	94618-1428
704	ODD BAGEL	2145 BROADWAY	Oakland	94612
705	GEROIS ANDRES AUTOMOTIVE	410 PENDLETON WAY	Oakland	94621-2151
706	GIOS BODY REPAIR	1124 E 11TH ST	Oakland	94606-4309
707	PS SCRUMPTIOUS! CATERING	2145 BROADWAY	Oakland	94612
708	GLOBAL PALLETS	750 98TH AVE	Oakland	94603-2216
709	GLOW GLASS STUDIO	950 57TH ST	Oakland	94608-2802

ATTACHMENT C.4.1
City of Oakland
List of All Industrial and Commercial Facilities Requiring
Stormwater Inspections per MRP Provision C.4.b.ii.(2)(d)
FY 2019-2020

#	Business Name	Business Address	City	Zip Code
710	Gm Assoc Inc	9824 Kitty Ln	Oakland	94603-1070
711	GO! PETROLEUM LLC	720 HIGH ST	Oakland	94601-4402
712	COLE COFFEE INC	6255 COLLEGE AVE	Oakland	94618-1329
713	SWEET CITRUS	2145 BROADWAY	Oakland	94612
714	UPTOWN KITCHEN LLC	2145 BROADWAY	Oakland	94612
715	WOOP WOOP FINE FOODS	2145 BROADWAY	Oakland	94612
716	Gold Seal Plating	3125 E 7th St	Oakland	94601
717	GOLDEN GAS	6600 FOOTHILL BLVD	Oakland	94605-2019
718	GOLDEN GATE RESTURANT EQUIPMENT CO	1212 41ST AVE	Oakland	94601-4022
719	Golden Gate Truck Center	8200 Baldwin St	Oakland	94.621
720	GOLDEN PLASTICS CORP	8465 BALDWIN ST	Oakland	94621-1924
721	Golden State Bloom LLC	8933 San Leandro St	Oakland	94621
722	Golden State Legends Mgmt. Corp.	6425 San Leandro St.	Oakland	94621
723	Golden West Betterway Uniforms	499 High St	Oakland	94601
724	GOLFLINK STATION INC	9750 GOLF LINKS RD	Oakland	94605-4926
725	GOMES TIRE & SERVICE CENTER	1350 50TH AVE	Oakland	94601-5104
726	GONZALEZ BODY SHOP	1409 104TH AVE	Oakland	94603-3231
727	Good & Baked	2792 Mandela Parkway	Oakland	94607
728	GOOD DEAL MOTORS	5200 INTERNATIONAL BLVD	Oakland	94601-5721
729	GOOD LUCK AUTO REPAIR SERVICES	929 38TH AVE	Oakland	94601-4047
730	COLONIAL DONUTS	1636 FRANKLIN ST	Oakland	94612-2806
731	GRAND 76	3374 GRAND AVE	Oakland	94610-2737
732	GRAND ARCO AM/PM	889 W GRAND AVE	Oakland	94607-3453
733	Grandiflora Genetics LLC	2650 Magnolia St. 4, 5 & 6	Oakland	94607
734	GRANT IRISH	2232 POPLAR ST	Oakland	94607-2315
735	Gravenstein Foods Inc.	7700 Edgewater Dr. 700	Oakland	94621
736	PLUM FOOD AND DRINK LLC	2214 BROADWAY	Oakland	94612
737	Green Health Group of CA, LLC. (changed from Tree of Health)	3001 San Pablo Pablo	Oakland	94608
738	Green Planet 21	1221 3rd St	Oakland	94607-1801
739	Green Thumb Distributors Inc.	1920 E 12th St	Oakland	94606
740	WELOCOL 3, LLC (DBA IS LOCOL)	2214 BROADWAY	Oakland	94612
741	GreenCycle Paint, Inc.	7531 San Leandro St	Oakland	94621
742	Greg Bridges	926 85th Ave.	Oakland	94621
743	Greyhound Lines Inc 892540	2103 San Pablo Ave	Oakland	94612-1308
744	Greyhound Lines, Inc. #892540	2103 San Pablo Avenue	Oakland	94612
745	Grizzly Peak Farm LLC	200 Hegenberger Rd.	Oakland	94621
746	COLONIAL DONUTS	6126 LA SALLE AVE	Oakland	94611-2802
747	St Louise Studios	3431 Louise Street	Oakland	94608
748	GROCERY OUTLET #3	2900 BROADWAY	Oakland	94611-5711
749	1812 COFFEE CO	2224 MACARTHUR BLVD	Oakland	94602-2331
750	CAFE UMAMI	2224 MACARTHUR BLVD	Oakland	94602

ATTACHMENT C.4.1
City of Oakland
List of All Industrial and Commercial Facilities Requiring
Stormwater Inspections per MRP Provision C.4.b.ii.(2)(d)
FY 2019-2020

#	Business Name	Business Address	City	Zip Code
751	Guang Hui Lin	563 Julia Ann Way	Oakland	94621
752	GUNARI ENTERPRISES	8615 E STREET AND ADJACENT LOTS	Oakland	94621
753	Guy's Diesel	3820 San Leandro St	Oakland	94601
754	AC TRUCK REPAIR	2226 MYRTLE ST	Oakland	94607-3431
755	GXM Inc.	7700 Edgewater Dr. 510, 519	Oakland	94621
756	H & H AUTO COLLISION INC	3031 E 12TH ST	Oakland	94601-2210
757	H & H Auto Repair	3031 E 12th Street	Oakland	94601
758	TFS - TRUCKING	2226 MYRTLE ST	Oakland	94607-3431
759	HAFER TOOL COMPANY INC	780 105TH AVE	Oakland	94603-3698
760	EIGHTEEN TRUCKING CO	2230 WILLOW ST	Oakland	94607-1709
761	Hanzel Auto Body Works	456 23rd St	Oakland	94612
762	HAROLD'S AUTO BODY AND PAINT SHOP	2126 MARKET ST	Oakland	94607-3338
763	TIGHE TRANSPORTATION & WLSLE	2230 WILLOW ST	Oakland	94607-1709
764	HAS AM PM	3310 PARK BLVD	Oakland	94610-3926
765	HAYASA MOTORBIKES	430 E 10TH ST	Oakland	94606-2828
766	HECTOR GONZALEZ	3901 SAN LEANDRO ST # 2	Oakland	94601-4039
767	HEGENBERGER SHELL	285 HEGENBERGER RD	Oakland	94621-1409
768	Heitz Trucking Inc	4919 Tidewater Ave	Oakland	94601-4914
769	QUINTERO TRUCKING CO	2270 POPLAR ST	Oakland	94607-2315
770	Herc Rentsrs Inc (9705-00)	7727 Oakport St	Oakland	94621
771	Hertz Rent-A-Car (1242-14)	8000 Earhart Rd	Oakland	94621
772	HHR AUTO	933 77TH AVE	Oakland	94621-2525
773	Hi Hat Cleaners	2996 MacArthur Blvd	Oakland	94619
774	HI QUALITY AUTO	6548 INTERNATIONAL BLVD	Oakland	94621-3644
775	High Lyfe Distribution, Inc.	300 Pendleton Way 328	Oakland	94621
776	High Octane Body paint	1649 28th St	Oakland	94608
777	HIGH ST SMOG	4321 SAN LEANDRO ST	Oakland	94601-4445
778	HIGH STREET 100% HAND CARWASH LUBE OIL	569 HIGH ST	Oakland	94601-3905
779	High Street Enterprises LLC	926 High St.	Oakland	94601
780	HIGH STREET FOOD MART & CAR WASH	630 HIGH ST	Oakland	94601-3908
781	HIGH TECH AUTO & TRUCK REPAIR	7810 INTERNATIONAL BLVD	Oakland	94621-2614
782	HIRABAYASHI	2030 LIVINGSTON ST	Oakland	94606-5229
783	BUGARINS TRUCKING COMPANY	2270 POPLAR ST	Oakland	94607
784	HK Industry Inc.	300 Pendleton Way 346	Oakland	94621
785	Hoi Polloi Brewing	246 30th St.	Oakland	94611-5745
786	Honda of Oakland	327 34th St.	Oakland	94609
787	HONG KEE TRUCKING INC.	854 66TH AVE	Oakland	94621-3716
788	HOOSHS AUTO SERVICE	1499 MACARTHUR BLVD	Oakland	94602-1045
789	CREPEVINE	4184 PIEDMONT AVE STE E	Oakland	94611-5174
790	CREPEVINE	5600 COLLEGE AVE	Oakland	94618
791	HTI Tank Wash	9957 Medford Ave Bldg 11	Oakland	94603-2365
792	KOREANA PLAZA MARKET OAKLAND INC	2370 TELEGRAPH AVE	Oakland	94612

ATTACHMENT C.4.1
City of Oakland
List of All Industrial and Commercial Facilities Requiring
Stormwater Inspections per MRP Provision C.4.b.ii.(2)(d)
FY 2019-2020

#	Business Name	Business Address	City	Zip Code
793	PASKA BAKERY	2370 TELEGRAPH AVE	Oakland	94612
794	HUGOS PALLETS INC.	4601 E 12TH ST	Oakland	94601
795	Cresco Equipment Rentals	295 Hegenberger Rel	Oakland	94621
796	QUIK STOP MARKET #9067	2400 FRUITVALE AVE	Oakland	94601
797	Hund Welding & Machining	939 871h Ave	Oakland	94621
798	HUSTEADS COLLISION, INC	2915 MARKET ST	Oakland	94608-4541
799	HWH EXPRESS INC	851 81ST AVE # H3	Oakland	94621-2555
800	HWH TRUCKING INC	851 81ST AVE STE H1	Oakland	94621-2535
801	I TAL KING AUTO	5839 INTERNATIONAL BLVD	Oakland	94621-4228
802	IAM AUTO CARE	2550 HIGH ST	Oakland	94601-4836
803	IAM AUTO SERVICE	842 E 12TH ST	Oakland	94606-3627
804	ICOAK Inc.	958 77th Ave.	Oakland	94621
805	IMPACT TRANSPORTATION LLC	2498 W 19TH ST	Oakland	94607-5030
806	Jenson Distribution Services	2401 Poplar St.	Oakland	94607
807	IN & OUT AUTO DETAIL	424 MARTIN LUTHER KING JR WAY	Oakland	94607-3536
808	IN N OUT AUTO SERVICE	712 E 12TH ST	Oakland	94606-3625
809	Independent Brewing Company	444 Harrison Street	Oakland	94607-4118
810	Independent Factory Automotive, Inc.	3074 Brook St	Oakland	94611
811	Independent Recycling Services	9039 San Leandro St	Oakland	94603
812	Infinite Percent Partners LLC	9921 Medford Ave. #3	Oakland	94603
813	West Coast Sunrise Industries Cooperative Corp	2401 Poplar St.	Oakland	94607
814	INTERMODAL LOGISTICS INC.	2460 W 14TH ST	Oakland	94607-5033
815	Intermodel Maintenance Services, Inc Oakland.	1408 Middle Harbor Rd	Oakland	94608
816	INTERNATIONAL E.Z. TIRE AND AUTO	10100 INTERNATIONAL BLVD	Oakland	94603-3204
817	INTERNATIONAL HAND CARWASH	4852 INTERNATIONAL BLVD	Oakland	94601-5212
818	INTERNATIONAL SMOG TEST & AUTO SERVICE	1208 INTERNATIONAL BLVD	Oakland	94606-4333
819	INTERNATIONAL TIRES & BRAKES	6662 INTERNATIONAL BLVD	Oakland	94621-3664
820	AVIS RENT A CAR SYSTEM LLC	2428 WEBSTER ST	Oakland	94612-3118
821	BUDGET RENT A CAR SYSTEM	2428 WEBSTER ST	Oakland	94612-3118
822	ITS ABOUT CARS	622 W MACARTHUR BLVD	Oakland	94609-2324
823	IVXX Gardens I Inc	30 Hegenberger Loop	Oakland	94621
824	J & A TRUCK REPAIR	2300 POPLAR ST	Oakland	94607-2345
825	J & J AUTO BODY AND REPAIR	1221 8TH AVE	Oakland	94606-3614
826	Alexandra Tiznado	2430 Willow St.	Oakland	94607
827	J&O's Tire Center	2236 Poplar St	Oakland	94607
828	Reza Takeshi	2430 Willow St.	Oakland	94607
829	JACKIES BUBLES	1059 63RD ST	Oakland	94608-1205
830	Sean Bullard	2430 Willow St.	Oakland	94607
831	Cresco Equipment Rentals	6767 Broadway Tar	Oakland	94611
832	JASON AUTO SERVICE	2424 BROADWAY	Oakland	94612-2417
833	Shi Jin Guan	2430 Willow St.	Oakland	94607
834	Jason's 76 Auto Repair	3101 98th Ave	Oakland	94605

ATTACHMENT C.4.1
City of Oakland
List of All Industrial and Commercial Facilities Requiring
Stormwater Inspections per MRP Provision C.4.b.ii.(2)(d)
FY 2019-2020

#	Business Name	Business Address	City	Zip Code
835	Javier Armas	2803 E 7th St. #3	Oakland	94606
836	JAYS SMALL MOVES	2525 MANDELA PKWY # C	Oakland	94607-1721
837	DAVID P INC QUALITY BODY FENDER	2510 MARTIN LUTHER KING JR WAY	Oakland	94612-1114
838	JB SMOG CHECK AND AUTO REPAIR	1325 76TH AVE	Oakland	94621-2733
839	JB TRUCK AND ELECTRICAL REPAIR	1433 18TH ST	Oakland	94607-1630
840	David Clancy	2650 Magnolia St. 9A	Oakland	94607
841	JD Recycling LLC (JD Services)	745 Kevin Court	Oakland	94621-4039
842	Quality Body and Fender	2510 Martin Luther King Jr Way	Oakland	94612-1114
843	AUDI MAZDA OF OAKLAND	2560 WEBSTER ST	Oakland	94612-3120
844	Jerold Robinson	2537 Willow St. 6	Oakland	94607
845	Jerome and Homer Sheet Metal Inc.	3400 CHESTNUT ST	Oakland	94608
846	Audi Oakland Service Center	2560 Webster St	Oakland	94612
847	Jetty	1137 57th Ave	Oakland	94621
848	BBQ HUT	2608 MARKET ST	Oakland	94607-3440
849	TACOS & TAMALES LA OAXAQUENA	2608 MARKET ST	Oakland	94607
850	JIMENEZ GENERAL AUTO REPAIR	6001 FOOTHILL BLVD	Oakland	94605-1524
851	Jinglebay Holdings Inc.	2960 Chapman St.	Oakland	94601
852	JJ BODY SHOP	4951 SAN LEANDRO ST	Oakland	94601-5133
853	JM DISMANTLER,INC.	740 JULIE ANN WAY UNIT A	Oakland	94621-4005
854	JNBA Corporation	789 54th Ave.	Oakland	94601
855	AUTO TECH WEST	2703 MARTIN LUTHER KING JR WAY	Oakland	94612-1117
856	MADE IN JAPAN AUTO REPAIR	2703 MARTIN LUTHER KING JR WAY	Oakland	94612-1117
857	JOHNSON PLATING WORKS INC	2526 TELEGRAPH AVE	Oakland	94612-1712
858	Joshua Chase	2908 Chapman St.	Oakland	94601
859	Joshua Washington	888 98th Ave.	Oakland	94603
860	TACOS ALONZO	2710 FOOTHILL BLVD	Oakland	94601
861	Joyus Recreation & Wellness Group Inc.	2430 Union St.	Oakland	94607
862	JS AUTO SERVICE	1201 45TH AVE	Oakland	94601-4434
863	JT Supply Inc.	8451 Baldwin St.	Oakland	94621
864	Juan Cervantes Novoa	1104-22 57th Ave	Oakland	94604
865	Julio Gomez	809 52nd Ave.	Oakland	94601
866	U & I LIQUORS # 2	2710 FOOTHILL BLVD	Oakland	94601
867	K & G AUTO BODY SHOP	1215 10TH AVE # A	Oakland	94606-3715
868	AUTOCOM NISSAN OF OAKLAND	2735 BROADWAY	Oakland	94612-3109
869	K JS AUTOBODY	8921 SAN LEANDRO ST	Oakland	94621-1247
870	Z CAFE & BAR	2735 BROADWAY	Oakland	94612
871	KAMAL TRUCKING CORP	526 2ND ST	Oakland	94607-3502
872	Kanna Inc.	7700 Edgewater Dr. 662 672 664	Oakland	94621
873	David Clancy	850 77th Ave. A	Oakland	94621
874	KARKACHAS AUTO REPAIR	1445 24TH AVE	Oakland	94601-1025

ATTACHMENT C.4.1
City of Oakland
List of All Industrial and Commercial Facilities Requiring
Stormwater Inspections per MRP Provision C.4.b.ii.(2)(d)
FY 2019-2020

#	Business Name	Business Address	City	Zip Code
875	KBS SOR II Oakland City Center	1300 Clay street	Oakland	94612
876	Keith Britton	2650 Magnolia St. 9b	Oakland	94607
877	KEN BETTS CHEVRON SERVICE	4150 REDWOOD RD	Oakland	94619-2330
878	M & K GAS FOOD	2740 98TH AVE	Oakland	94605-4708
879	Ken Betts Suds Machine	4400 Piedmont Ave kland	Oakland	94611
880	Ken Betts, Towing Service	4625 SAN LEANDRO ST	Oakland	94601
881	HEGENBERGER	280 HEGENBERGER RD	Oakland	94621
882	SALVADORIAN FOOD EL RINCONCITO	280 HEGENBERGER RD	Oakland	94621
883	Keven Rodriguez	580 Julie Ann Way	Oakland	94621
884	JAMES AUTO REPAIR	2801 FOOTHILL BLVD	Oakland	94601-2521
885	Kiewit/Manson A J/V	171A Burma Rd	Oakland	946087
886	KINGS AUTO EXPRESS	8624 SENECA ST	Oakland	94605-4010
887	KINGS CROWN MOTORS INC	4200 INTERNATIONAL BLVD # Z	Oakland	94601-4538
888	Kitty Lane Partners LLC	9845 Kitty Lane	Oakland	94603
889	Komatsu forklift	2792 Mandela Pkwy	Oakland	94607
890	KONG AUTO BODY & REPAIR SHOP	1131 6TH AVE	Oakland	94606-2837
891	KP METAL FABRICATION	9918 LAWLOR ST	Oakland	94605-4851
892	KRAFT AUTOMOTIVE	2020 BRUSH ST	Oakland	94612-1048
893	WONGS AUTO REPAIR	2801 FOOTHILL BLVD	Oakland	94601-2521
894	KSC OAKLAND	409 E 12TH ST	Oakland	94606-2310
895	BOUJI EVENTS AND CATERING	2818 MACARTHUR BLVD	Oakland	94602-3230
896	Ladedria Cooks	763 46th Ave. E & F	Oakland	94601
897	TRINA'S FISH FRY LLC	2818 MACARTHUR BLVD	Oakland	94602
898	ENTERPRISE RENT-A-CAR OF SAN FRANCISCO LLC	1049 9TH AVE	Oakland	94606-3703
899	LAKESHORE 76 INC	3200 LAKESHORE AVE	Oakland	94610-2720
900	Lakeside Non Ferrous Metals	412 Madison St	Oakland	94607-4634
901	Lakeside Non-ferrous Metals	800 77th Avenue	Oakland	94621
902	Lakeside Non-Ferrous Metals, Inc.	545 Independent Rd	Oakland	94621
903	Lakeside Nursery	666 Bellevue Ave	Oakland	94610
904	LandB Capital Investments	837 81st Ave.	Oakland	94621
905	Lapria Bivins	685 85th Ave. U	Oakland	94621
906	LARMS BUILDING AND GARDEN SUPP	743 HIGH ST	Oakland	94601-4401
907	LAST GASP AUTO SALVAGE	2924 GLASCOCK ST	Oakland	94601-2825
908	LAST RESORT AUTO	1049 ALCATRAZ AVE	Oakland	94608-1213
909	LAUREL CHEVRON AUTO SERVICE	3420 35TH AVE	Oakland	94619-1303
910	Leafettes Inc.	1036 46th Ave.	Oakland	94601
911	Lee Hendricks	8400 Edgewater Dr.	Oakland	94621
912	LEES AUTO LAUNDRY DETAIL AND TRAINING INC	3901 TELEGRAPH AVE	Oakland	94609-2421
913	LEES AUTO REPAIR	5525 BANCROFT AVE	Oakland	94605-1018
914	MIVILLC	2830 Ford St.	Oakland	94601
915	Leons Powder Coating Inc	826 49th Ave	Oakland	94601-5136

ATTACHMENT C.4.1
City of Oakland
List of All Industrial and Commercial Facilities Requiring
Stormwater Inspections per MRP Provision C.4.b.ii.(2)(d)
FY 2019-2020

#	Business Name	Business Address	City	Zip Code
916	LEONS REMANUFACTURING ALTERNATORS AND STARTERS	1421 HIGH ST STE 5	Oakland	94601-4533
917	LES AUTO BODY AND ENGINE REPAIR	1550 E 12TH ST	Oakland	94606-4434
918	KAIA FOODS	2935 ADELINE ST	Oakland	94608
919	LIBERTY AUTO	435 23RD AVE	Oakland	94606-5304
920	Mindful LLC	2935 Adeline St	Oakland	94608
921	Lili Zhang	9901 Medford Ave.	Oakland	94603
922	EXCEL AUTO	2939 E 7TH ST	Oakland	94601-2837
923	LIMEX INC	3213 WOOD ST	Oakland	94608-4031
924	Limited Boutique Supply	2928 Chapman St.	Oakland	94601
925	Live oak Pool	1055 MacArthur Blvd	Oakland	94610-3930
926	LONE STAR	2510 WEST ST	Oakland	94612-1128
927	Longview Fibre Paper and Packaging Inc DBA KapStone Container Corporation	8511 Blaine St	Oakland	94621-1213
928	LOPEZ TIRES & SERVICE (LT)	3526 SAN LEANDRO ST	Oakland	94601-3444
929	GAZZALIS EXPRESS CORP.	2941 COOLIDGE AVE	Oakland	94602
930	MID TOWN FOOD	2941 COOLIDGE AVE	Oakland	94602
931	AUTO CARE SHOP	299 29TH ST	Oakland	94611-5704
932	LOW LOS AUTOMOTIVE REPAIR	944 86TH AVE	Oakland	94621-1642
933	LT TRANSMISSION	4451 E 12TH ST STE B	Oakland	94601-4416
934	LT Transmission & Auto Repair	4451 E 12th street suite B	Oakland	94601
935	LUCKY #734	1963 MOUNTAIN BLVD	Oakland	94611-2812
936	LUCKY #736	247 E 18TH ST	Oakland	94606-1728
937	LUCKY AUTO DETAIL	2345 INTERNATIONAL BLVD	Oakland	94601-1018
938	FRANK TIRE	299 29TH ST	Oakland	94611-5704
939	XYZ Motors	299 29TH ST	Oakland	94611
940	M.H. AUTO REPAIR & BODY	1211 11TH AVE	Oakland	94606-4312
941	BASIL PIZZERIA	300 13TH ST	Oakland	94612-3917
942	MAC ARTHUR AUTO SERVICE CENTER	10511 MACARTHUR BLVD	Oakland	94605-5247
943	KHYBER FALAFAL HOUSE	300 13TH ST	Oakland	94612
944	BLU MOON LOUNGE	3009 MACARTHUR BLVD	Oakland	94602-3211
945	MAKING IT HAPPEN MOTORS	4200 INTERNATIONAL BLVD SUITE A	Oakland	94601-4538
946	Mallory Dawn Holt	8378 Baldwin St. E	Oakland	94621
947	MAMAS AUTOCARE INC.	2801 MACARTHUR BLVD	Oakland	94602-3229
948	Man Ho Chen	336 Magnolia St. B	Oakland	94610
949	W J KITCHEN	3009 MACARTHUR BLVD	Oakland	94602
950	SUSHI GO GO	3535 PIERSON ST	Oakland	94619
951	ENTERPRISE RENT-A-CAR OF SAN FRANCISCO LLC	25 EMBARCADERO CV	Oakland	94606-5203
952	PIZZA MATADOR	3033 MACARTHUR BLVD	Oakland	94602
953	MARK MORRIS/FIRESTONE #3623-023213	2850 BROADWAY	Oakland	94611-5709
954	MARK SMOG CENTER	6400 INTERNATIONAL BLVD	Oakland	94621-3854
955	MARKET STREET SHELL	610 MARKET ST	Oakland	94607-3120

ATTACHMENT C.4.1
City of Oakland
List of All Industrial and Commercial Facilities Requiring
Stormwater Inspections per MRP Provision C.4.b.ii.(2)(d)
FY 2019-2020

#	Business Name	Business Address	City	Zip Code
956	THE FOOD MILL INC	3033 MACARTHUR BLVD	Oakland	94602
957	Fruitvale Mobil	3070 Fruitvale Ave	Oakland	94609
958	FRUITVALE UNION 76 REPAIR SHOP	3066 FRUITVALE AVE	Oakland	94602-2111
959	MARTIN LUTHER KING CHEVRON	5509 MARTIN LUTHER KING JR WAY	Oakland	94609-1615
960	MASH GAS AND FOOD #4	2240 MOUNTAIN BLVD	Oakland	94611-2922
961	MASTER TECH AUTOBODY INC	1518 E 12TH ST	Oakland	94606-4434
962	MATHESON MAIL TRANSPORTATION INC	2500 POPLAR ST	Oakland	94607-2414
963	Matheson Postal Services	2500 Poplar St	Oakland	94607-2414
964	JOHNNYS AUTO REPAIR SHOP	3074 BROADWAY	Oakland	94611-5713
965	WINDOW TINTING A PLUS	3074 BROADWAY	Oakland	94611-5713
966	BY THE GLASS ACADEMY/ UNDERWOOD	308 41ST ST	Oakland	94609-2653
967	MAUCK SHEET METAL	755 INDEPENDENT RD	Oakland	94621-3725
968	Maxx Value #251	4055 MacArthur Blvd	Oakland	94619
969	MAYA CUSTOM CLEANING SERVICES	1947 SEMINARY AVE	Oakland	94621-4143
970	MB CLASSICS	1163 24TH ST	Oakland	94607-2429
971	MC RADIATORS & WELDING INC	4307 E 12TH ST	Oakland	94601-4415
972	Mcguire and Hester	9009 Railroad Ave	Oakland	94603
973	MCQUEENS BODY SHOP	2010 7TH AVE	Oakland	94606-1909
974	MCWS LLC	7916 Capwell Dr.	Oakland	94621
975	MD Auto	5111 San Leandro	Oakland	94601
976	MD AUTO BODY & REPAIR	5111 SAN LEANDRO ST	Oakland	94601-5648
977	MD Torp Inc.	1036 47th St. #202	Oakland	94601
978	MDI Forest Products Oakland	740 Maritime Street	Oakland	94607-1001
979	MECHANIC ON DUTY AUTO REPAIR INC	2504 MACARTHUR BLVD	Oakland	94602-2918
980	MedOak Operations LLC	9845 Medford Ave	Oakland	94603
981	MEINEKE CAR CARE CENTER	3464 FOOTHILL BLVD	Oakland	94601-3130
982	Melrose Metal Finishing Inc	10222 Pearmain Street	Oakland	94603
983	CAFE UNDERWOOD	308 41ST ST	Oakland	94609
984	MERCEDES BENZ OF Oakland	370 29th St	Oakland	94609
985	Mercedes Benz or Oakland	2915 Broadway	Oakland	94611
986	METRO AUTO REPAIR	3412 SAN LEANDRO ST	Oakland	94601-3442
987	METRO TAXICAB COMPANY INC	4849 E 12TH ST	Oakland	94601-5107
988	MEZAS TRANSMISSIONS	8515 SAN LEANDRO ST STE B	Oakland	94621-1238
989	MHZ AUTO	8823 INTERNATIONAL BLVD	Oakland	94621-1101
990	Michael Daley	1629 84th Ave.	Oakland	94621
991	FRUITVALE MOBIL	3066 FRUITVALE AVE	Oakland	94602-2111
992	MICKEYS CAR WASH LLC	500 E 12TH ST	Oakland	94606-2907
993	MIGUEL A SANCHEZ	900 FALLON ST	Oakland	94607-4893
994	MIKES COMPLETE AUTO SERVICE	2350 HIGH ST	Oakland	94601-4324
995	Millennium Marketplace	3137 Adeline St.	Oakland	94607
996	Miller Milling Company LLC	2201 E 7th Street	Oakland	94606-5301
997	QUICK STOP MARKET #9051	3130 35TH AVE	Oakland	94619

ATTACHMENT C.4.1**City of Oakland****List of All Industrial and Commercial Facilities Requiring
Stormwater Inspections per MRP Provision C.4.b.ii.(2)(d)
FY 2019-2020**

#	Business Name	Business Address	City	Zip Code
998	MINUTE MUFFLER SERVICE	6818 FOOTHILL BLVD	Oakland	94605-2061
999	GOLD COIN CAR WASHES	2380 FOOTHILL BLVD	Oakland	94601-1011
1000	MIRAGE AUTO BODY AND PAINT	1121 98TH AVE	Oakland	94603-2404
1001	MISSION BAY AUTO SALES INC.	6331 INTERNATIONAL BLVD	Oakland	94621-3800
1002	QUIK STOP MARKET #56	3132 BEAUMONT AVE	Oakland	94602
1003	MJ AUTOMOTIVE REPAIR AND ELECTRIC	2344 E 12TH ST	Oakland	94601-1015
1004	Mobility Works	1822 Embarcadero	Oakland	94606
1005	MODERN AUTO BODY	1640 E 12TH ST	Oakland	94606-4513
1006	MODERN EXPRESS COURIER	750 4TH ST	Oakland	94607-3040
1007	35TH AVENUE BP	3201 35TH AVE	Oakland	94619-1271
1008	Monish Patel	698 Hegenberger Rd.	Oakland	94621
1009	MONROE TRUCKING	815 STONE ST	Oakland	94603-3056
1010	MONTCLAIR 76	2246 MOUNTAIN BLVD	Oakland	94611-2922
1011	MONTCLAIR AUTO TECH INC	5427 TELEGRAPH AVE	Oakland	94609-1967
1012	Energy Gas & Mart	3201 35th ave	Oakland	94602
1013	MONTCLAIR GAS & AUTO CARE	5725 THORNHILL DR	Oakland	94611-2144
1014	MONTEREY MECHANICAL CO	8275 SAN LEANDRO ST	Oakland	94621-1901
1015	MossRock	740 105th Ave.	Oakland	94621
1016	Motor Tech Auto	6406 International Blvd	Oakland	94621
1017	MR. TIRE	1249 49TH AVE	Oakland	94601-5121
1018	Ms Parkers Flowers LLC	7700 Edgewater Dr. 636 B	Oakland	94621
1019	MUELLER NICHOLLS,INC	2400 UNION ST	Oakland	94607-2418
1020	MURGUIAS AUTO CARE & REPAIR	4217 INTERNATIONAL BLVD	Oakland	94601-4537
1021	Musco	200 Burma Road	Oakland	94607
1022	MUTUAL EXPRESS COMPANY	1700 W GRAND AVE	Oakland	94607-1649
1023	CARNICERIA MI TIERRA	3225 FOOTHILL BLVD	Oakland	94601-3112
1024	EVERGREEN PRODUCE	3225 FOOTHILL BLVD	Oakland	94601
1025	MARTINEZ MEATS	3225 FOOTHILL BLVD	Oakland	94601
1026	N AND D ALTERNATOR & STARTER	1222 8TH AVE	Oakland	94606-3615
1027	NAPA AUTO PARTS	4425 INTERNATIONAL BLVD	Oakland	94601-4510
1028	OREILLY AUTO PARTS #2829	3232 FOOTHILL BLVD	Oakland	94601-3113
1029	National Recycling Corp	1312 Kirkham St	Oakland	94607-2257
1030	NAYARIT TRANSMISSIONS AUTO REPAIR	5330 FOOTHILL BLVD	Oakland	94601-5514
1031	Nehvens Holdings, Inc.	850 77th Ave.	Oakland	94621
1032	NEO AUTOWORKS	1220 E 12TH ST	Oakland	94606-4325
1033	WALGREENS #1537	3232 FOOTHILL BLVD	Oakland	94601
1034	GOLD COIN CAR WASHES	3100 SAN PABLO AVE	Oakland	94608-4534
1035	QUICKLY-LAKESHORE	3306 LAKESHORE AVE	Oakland	94610
1036	NEW H & L AUTO BODY INC	1221 12TH AVE	Oakland	94606-4320
1037	New Pride Corp.	8977 Railroad Ave	Oakland	94621
1038	Nicholas Nevens	1036 47th Ave 112	Oakland	94601
1039	GOLD COIN CAR WASHES	401 40TH ST	Oakland	94609-2508

ATTACHMENT C.4.1
City of Oakland
List of All Industrial and Commercial Facilities Requiring
Stormwater Inspections per MRP Provision C.4.b.ii.(2)(d)
FY 2019-2020

#	Business Name	Business Address	City	Zip Code
1040	GOLD COIN CAR WASHES	485 27TH ST	Oakland	94612-2412
1041	GOLD COIN CAR WASHES	6315 INTERNATIONAL BLVD	Oakland	94621-3800
1042	NILSON BROS GARAGE	2860 38TH AVE	Oakland	94619-1127
1043	Grace & Co. Inc.	401 Roland Way	Oakland	94607
1044	Nine Two One LLC	921 86th Ave.	Oakland	94621
1045	NISEI PLASTICS	7721 OAKPORT ST	Oakland	94621-2026
1046	SLICE OF HOLLYWOOD	3306 LAKESHORE AVE	Oakland	94610
1047	FARNAM MARKET	3313 FARNAM ST	Oakland	94601
1048	Nor Cal Alliance Distribution, Inc.	220 4th St. 200	Oakland	94607
1049	Norcal Metal Fabricators	1121 3rd St	Oakland	94607-2509
1050	Norcal Rock Inc	768 46th Ave	Oakland	94609
1051	North American Motors	132 98th Ave	Oakland	94603
1052	NORTH BAY CAR SALES & RENTAL	1351 92ND AVE	Oakland	94603-1321
1053	FARNAM SNACK	3313 FARNAM ST	Oakland	94601
1054	Grace & Co. Inc.	744 Kevin Ct.	Oakland	94621
1055	NOVA TRUCK REPAIR	9201 RAILROAD AVE	Oakland	94603-1229
1056	NuhTopia LLC	1036 47th Ave. 105	Oakland	94612
1057	Svartvik Metalworks	4126 Martin Luther King Jr Way	Oakland	94609
1058	SMOG CAR CARE & LUBE	3315 HIGH ST	Oakland	94619-1817
1059	OAK STREET SHELL	105 5TH ST	Oakland	94607-4629
1060	VALERO HIGH STEET/HIGH CENTRE STATION LLC	3315 HIGH ST	Oakland	94619-1817
1061	Grizzly Peak Farms 3 LLC	35 Hegenberger Rd.	Oakland	94621
1062	OAKLAND ACURA	277 27TH ST	Oakland	94612-3802
1063	OAKLAND ALTERNATORS	8620 E ST	Oakland	94621-1650
1064	OAKLAND AUTO REPAIR	1158 INTERNATIONAL BLVD	Oakland	94606-4331
1065	OAKLAND AUTO TECH	1237 39TH AVE	Oakland	94601-4017
1066	OAKLAND AUTO WORKS	240 W MACARTHUR BLVD	Oakland	94611-5350
1067	OAKLAND AUTOMOTIVE CO (HONDA OF OAKLAND)	3330 BROADWAY	Oakland	94611-5733
1068	Oakland City Center	505 14th street	Oakland	94612
1069	Smog Car Care and Lube	3315 High Street	Oakland	94619
1070	OAKLAND COLLISION TRUCK PAINTING	600 MCCLARY AVE	Oakland	94621-1915
1071	OAKLAND FORKLIFT REPAIR	2124 88TH AVE	Oakland	94621-1014
1072	OAKLAND HARLEY-DAVIDSON	151 HEGENBERGER RD	Oakland	94621-1407
1073	OAKLAND IMPORT CARS	3200 MACARTHUR BLVD	Oakland	94602-3820
1074	OAKLAND KIA /OAKLAND MITSUBISHI	2424/2500 WEBSTER ST	Oakland	94612-3120
1075	Oakland Infiniti	401 27th St	Oakland	94612
1076	OAKLAND MACHINE WORKS INC	561 4TH ST	Oakland	94607-3558
1077	Oakland Maritime Support Services Inc	10 Burma Road	Oakland	94607-1010
1078	OAKLAND ONE STOP AUTO	10948 SAN LEANDRO ST	Oakland	94603-3748
1079	OUTBOARD MOTOR SHOP	333 KENNEDY ST	Oakland	94606-5319
1080	Oakland Ready Mix	333 23rd Ave	Oakland	94606-5303

ATTACHMENT C.4.1
City of Oakland
List of All Industrial and Commercial Facilities Requiring
Stormwater Inspections per MRP Provision C.4.b.ii.(2)(d)
FY 2019-2020

#	Business Name	Business Address	City	Zip Code
1081	Oakland Tidewater Sand Yard	4501 Tidewater Ave	Oakland	94601-3917
1082	OAKLAND TRANSMISSION SERVICE CENTER	9868 MACARTHUR BLVD	Oakland	94605-4859
1083	OAKLAND VALERO SERVICE CENTER	2225 TELEGRAPH AVE	Oakland	94612-2315
1084	STAR MARINE ELECTRONICS INC	333 KENNEDY ST	Oakland	94606-5319
1085	TAMALES MI LUPITA #2	3340 FOOTHILL BLVD	Oakland	94601
1086	TAMALES Y FRUTA SELENE	3340 FOOTHILL BLVD	Oakland	94601
1087	OaklandStore -Eastgate	421 23rd Ave	Oakland	94606
1088	OakMed Operations LLC	9921 Medford Ave	Oakland	94603
1089	NOAHS NEW YORK BAGELS #2180	3351 LAKESHORE AVE	Oakland	94610
1090	OFFICIAL SMOG CHECK TEST ONLY	645 85TH AVE	Oakland	94621-1254
1091	Grizzly Peak Farms 3 LLC	701 66th Ave.	Oakland	94621
1092	Hoovestol Inc	2226 Campbell Street	Oakland	94607-1719
1093	Old Dominion Freight Lines SFS	8300 Pardee Drive	Oakland	94621-1481
1094	STARBUCKS COFFEE # 5281	3351 LAKESHORE AVE	Oakland	94610
1095	Hoovestol Inc	2226 Campbell street	Oakland	94607
1096	Marion Chesher	2802 E 7th St.	Oakland	94601
1097	Marion Chesher	3800 Wattling St.	Oakland	94601
1098	MOROCCAN PALACE RESTAURANT	3355 LAKESHORE AVE	Oakland	94610
1099	ONE STOP AUTO PARTS	6040 SAN PABLO AVE	Oakland	94608-2208
1100	ONE TOYOTA OF OAKLAND	8181 OAKPORT ST	Oakland	94621-2025
1101	OREILLY AUTO PARTS #2602	4200 MACARTHUR BLVD	Oakland	94619-1908
1102	SPEETRO RESTAURANT INC	3355 LAKESHORE AVE	Oakland	94610
1103	OREILLY AUTO PARTS #2910	4400 BROADWAY	Oakland	94611-4614
1104	OREILLY AUTO PARTS #3445	1800 PARK BLVD	Oakland	94606-1824
1105	BROKE LOCAL	340 14TH ST	Oakland	94612-3907
1106	KULTUAH CAFE	340 14TH ST	Oakland	94612
1107	Osanyin, LLC	222 Madison Ave.	Oakland	94607
1108	MI LINDO JALISCO	340 14TH ST	Oakland	94612
1109	OUSD Maintenance Yard	955 High Street	Oakland	94601-4404
1110	Matson Logistics Warehousing	700 Independent Rd	Oakland	94621
1111	Matson Logistics Warehousing	9401 SAN LEANDRO ST	Oakland	94603
1112	Owens-Brockway Glass Container Inc.	3600 Alameda Avenue	Oakland	94601
1113	NMSO INC.	3400 SAN PABLO AVE	Oakland	94608-4234
1114	P One 80	2302 Valdez street	Oakland	94612
1115	PACASSA STUDIOS	1793 12TH ST	Oakland	94607-1496
1116	PACIFIC AUTO ELECTRIC	958 E 12TH ST	Oakland	94606-3724
1117	Pacific Coast Container BLDG 803	2498 W 16TH ST	Oakland	94607
1118	PACIFIC COAST CONTAINER, INC	2099 7TH ST	Oakland	94607-1052
1119	PACIFIC COLLISION LLC	98 HEGENBERGER LOOP	Oakland	94621-1324
1120	Pacific Galvanizing	715 46th Ave	Oakland	94601-5001
1121	USA GAS #63049	3400 SAN PABLO AVE	Oakland	94608-4234
1122	Pacific Supply	1735 24th Street	Oakland	94607

ATTACHMENT C.4.1
City of Oakland
List of All Industrial and Commercial Facilities Requiring
Stormwater Inspections per MRP Provision C.4.b.ii.(2)(d)
FY 2019-2020

#	Business Name	Business Address	City	Zip Code
1123	ALI'S GOURMET	344 20TH ST	Oakland	94612-3577
1124	Paramount Theater	2025 Broadway	Oakland	94612
1125	PARK BLVD 76 SKRR CORP	4500 PARK BLVD	Oakland	94602-1441
1126	PARK GAS AND FOOD	1395 7TH ST	Oakland	94607-2102
1127	BIEY LEAF	344 20TH ST	Oakland	94612
1128	Paul Bianco's Good Car Company Oakland	7201 Oakport St	Oakland	94621
1129	THE VEGETARIAN GOURMET	344 20TH ST	Oakland	94612
1130	PCG Industries	827 33rd Ave.	Oakland	94601
1131	PENNZOIL SPEED OIL CHANGE CENTER	2 HEGENBERGER RD	Oakland	94621-1406
1132	PEOPLES CAR WASH AND AUTO DETAIL, LLC	3314 SAN PABLO AVE	Oakland	94608-4232
1133	PepsiCo	5625 international blvd	Oakland	94621
1134	PERFORMANCE AUTO BODY CENTER	635 E 12TH ST	Oakland	94606-2908
1135	Performance Options	1009 7th St	Oakland	94607
1136	Peter Hansen	2950 Union St	Oakland	94608
1137	PETTY CAR WASH	1174 73RD AVE	Oakland	94621-2902
1138	COCKTAIL STORY LLC	347 14TH ST	Oakland	94612-3906
1139	PH55 GAS & MINI MART	5131 SHATTUCK AVE	Oakland	94609-2008
1140	PHOENIX AUTO BODY	8917 SAN LEANDRO ST J	Oakland	94621-1246
1141	PHOENIX IRON WORKS	499 EMBARCADERO # BLD23	Oakland	94606-5131
1142	PicknPull Oakland 70	8451 San Leandro St	Oakland	94621-1987
1143	PINK BUBBLES CAR WASH	5815 MARKET ST	Oakland	94608-1401
1144	THE KON TIKI	347 14TH ST	Oakland	94612
1145	PLANET WASH AND DETAIL, LLC	1020 HIGH ST	Oakland	94601-4407
1146	PME 5115 LLC	5115 E8th St	Oakland	94601
1147	PORBOYS, INC	3640 E 9TH ST	Oakland	94601-3458
1148	Port Oakland Oakland Intl Airport	8500 Earhart Rd	Oakland	94621-4556
1149	Portland Innovations	1222 47th Ave.	Oakland	94601
1150	PORTWOOD SHELL	820 PORTWOOD AVE	Oakland	94601-1452
1151	Precision Metal Tooling Inc	5101 San Leandro Street	Oakland	94601-5648
1152	Nicole Owens	1201 46th Ave.	Oakland	94601
1153	Pressure Cast Products Corporation	4210 E 12th St	Oakland	94601-4411
1154	LAKE MERRITT GASOLINE	350 GRAND AVE	Oakland	94610-4840
1155	Primos Auto Body	1383 80th Ave.	Oakland	94621
1156	PRIMOS SMOG	2520 WEST ST B	Oakland	94612-1128
1157	Propel	350 Grand Ave	Oakland	94610
1158	PRO AUTO SOLUTIONS	6917 MACARTHUR BLVD	Oakland	94605
1159	PRO LUBE	6301 SAN PABLO AVE	Oakland	94608-1231
1160	PRO SPEED AUTO BODY	1410 31ST AVE	Oakland	94601-2327
1161	FRIEND'S MARKET	3501 INTERNATIONAL BLVD	Oakland	94601
1162	Prowell Systems LLC	3426 Peralta St.	Oakland	94608
1163	PSJP LLC	9921 Medford Ave.	Oakland	94603
1164	PT-Kor, LLC	65 Hegenberger Pl.	Oakland	94621

ATTACHMENT C.4.1
City of Oakland
List of All Industrial and Commercial Facilities Requiring
Stormwater Inspections per MRP Provision C.4.b.ii.(2)(d)
FY 2019-2020

#	Business Name	Business Address	City	Zip Code
1165	Purist LLC	5901 San Leandro St.	Oakland	94621
1166	YUMIS MARKET	3501 INTERNATIONAL BLVD	Oakland	94601
1167	QB Innovations	1308 Wood St.	Oakland	94607
1168	QUALITY AUTO BODY PARTS	7036 MACARTHUR BLVD	Oakland	94605-2563
1169	AUTO PLUS	5401 SAN LEANDRO ST # C	Oakland	94601
1170	Nicole Owens	2830 Ford St.	Oakland	94601
1171	MAC ARTHUR SHELL GAS	3530 MACARTHUR BLVD	Oakland	94619-1326
1172	QUALITY BODY AND FENDER 2	2822 MARTIN LUTHER KING JR WAY	Oakland	94609-3516
1173	QUALITY TECH AUTOMOTIVE	1235 16TH AVE	Oakland	94606-4431
1174	QUALITY TECH AUTOMOTIVE INC	1238 16TH AVE	Oakland	94606-4416
1175	QUALITY TECH WHOLE SALES TRANSMISSION	1421 17TH AVE	Oakland	94606-4505
1176	QUI AUTO REPAIR INC	3755 FOOTHILL BLVD	Oakland	94601-3629
1177	Shell	3530 MacArthur blvd	Oakland	94619-1326
1178	QUICK SHINE	9765 MOUNTAIN BLVD	Oakland	94605-4902
1179	QUIK SMOG AND REPAIR	3725 SAN LEANDRO ST	Oakland	94601-4024
1180	Nine Mile Tribe	810 81st ave	Oakland	94621
1181	Nine Mile Tribe	810 81st Ave.	Oakland	94621
1182	NuLevel Investments	1226-40 49th Ave.	Oakland	94601
1183	FRUITVALE BOTTLES & LIQUOR	3715 INTERNATIONAL BLVD	Oakland	94601
1184	KINGS LIQUOR & GROCERY	3715 INTERNATIONAL BLVD	Oakland	94601
1185	DESTAPAS	372 24TH ST	Oakland	94612
1186	R & C AUTO SALES	4200 INTERNATIONAL BLVD # P-1	Oakland	94601-4538
1187	Kitchener	372 24th St	Oakland	94607
1188	RACS RELICS INC	4444 TELEGRAPH AVE	Oakland	94609-2018
1189	RADIATOR ENGINEER INC	4000 INTERNATIONAL BLVD	Oakland	94601-4014
1190	North Bay Container inc	5901 San Leandro St	Oakland	94621
1191	RAKHA AUTO REPAIR WORKSHOP	905 77TH AVE	Oakland	94621-2525
1192	Ralph A Bush III	1300 7th St.	Oakland	94607
1193	Ramirez Auto	4825 FOOTHILL BOULEVARD	Oakland	94601
1194	REAL DEAL AUTO SALES LLC	4533 INTERNATIONAL BLVD	Oakland	94601-4506
1195	Brittell Environmental Corp.	60 Hegenberger Loop	Oakland	94621
1196	Red Care Solutions	414 Lesser St. 6, 6B	Oakland	94621
1197	Redwood Medical Supply	1104-22 57th Ave.	Oakland	94601
1198	Refined Resin Technologies Inc.	2515 Willow St	Oakland	94607
1199	Reginald Johnson Jr.	2650 Magnolia St.	Oakland	94607
1200	RELIABLE TRANSPORTATION SERVICE	2799 WOOD ST	Oakland	94607-1716
1201	RELIANCE DETAILING	1815 94TH AVE	Oakland	94603-1611
1202	KITCHENER OAKLAND	372 24TH ST	Oakland	94612
1203	LIBERATION FOODS LLC	372 24TH ST	Oakland	94612
1204	RICAS AUTO	1924 99TH AVE	Oakland	94603-2734
1205	MAMA MO'S SOUL	372 24TH ST	Oakland	94612
1206	Rickey Earl McCullough Jr	414 Lesser St	Oakland	94601

ATTACHMENT C.4.1
City of Oakland
List of All Industrial and Commercial Facilities Requiring
Stormwater Inspections per MRP Provision C.4.b.ii.(2)(d)
FY 2019-2020

#	Business Name	Business Address	City	Zip Code
1207	NOSHLAND	372 24TH ST	Oakland	94612
1208	Right Away Redy Mix Inc	401 Kennedy St	Oakland	94606-5321
1209	RITE AID #5952	1991 MOUNTAIN BLVD	Oakland	94611-2812
1210	Rite Aid #6212	1400 Broadway	Oakland	94612
1211	RJR Polymers Inc	7750 Edgewater Drive	Oakland	94621-3014
1212	PLATE CRAFT CATERING	372 24TH ST	Oakland	94612
1213	Robert Jenkins Jr.	7700 Edgewater Dr. 660	Oakland	94621
1214	PORT CITY BAKING	372 24TH ST	Oakland	94612
1215	Roberto's Truck Repair	8261 San Leandro St	Oakland	94621
1216	Rock & Oak	1520 E 12th St.	Oakland	94606
1217	SISTA'S WINGS IN THINGS	372 24TH ST	Oakland	94612
1218	Roger's Autoworks	3022 Broadway	Oakland	94611
1219	Rolls Royce Engine Services	7200 Earhart Rd	Oakland	94621-4511
1220	THE FOOD GAME	372 24TH ST	Oakland	94612
1221	RON'S BERKELEY MUFFLER SERVICE	6432 SHATTUCK AVE	Oakland	94609-1059
1222	Roots Nursery	1920 E12th St.	Oakland	94606
1223	Roots Nursery (changed from Roots Organic)	630 E10th St.	Oakland	94606
1224	THE LUMPIA COMPANY	372 24TH ST	Oakland	94612
1225	Roots of Caly	630 E 10th St	Oakland	94606
1226	Rose of Sharon Senior Homes	1600 Lakeshore Ave	Oakland	94606
1227	ROUSE TIRE SERVICE INC	2340 HARRISON ST	Oakland	94612-3712
1228	ROYAL GAS	10151 INTERNATIONAL BLVD	Oakland	94603-3203
1229	ROYS TIRE & BATTERY SERVICE	4509 E 12TH ST	Oakland	94601-4418
1230	Rubberrock Inc.	720 105th Ave	Oakland	94621
1231	RUBENS BODY SHOP	828 34TH AVE	Oakland	94601-3405
1232	THE PIE SHOP LLC	372 24TH ST	Oakland	94612
1233	S & S TRUCKING	477 ROLAND WAY	Oakland	94621-2014
1234	S&S Trucking	477 Roland Way	Oakland	94621
1235	Safeway 0638	4100 Redwood Road	Oakland	94619
1236	Safeway 0654	2096 Mountain Boulevard, Suite 2	Oakland	94611
1237	Safeway 0908	3550 Fruitvale Avenue	Oakland	94602
1238	Safeway 1119	3647 Grand Avenue	Oakland	94610
1239	Safeway 2870	6310 College Avenue	Oakland	94618
1240	TWO CHICKS IN THE MIX	372 24TH ST	Oakland	94612
1241	SALS GARAGE	1313 49TH AVE	Oakland	94601-5123
1242	SAM SIPKINS AUTO MECH& D RETAIL AUTO PRT	3427 MAGNOLIA ST # A	Oakland	94608-4127
1243	P & P BUMPER REPAIR	3720 FOOTHILL BLVD	Oakland	94601-3630
1244	SAN PABLO AUTO BODY AND PAINT INC	2926 SAN PABLO AVE	Oakland	94608-4530
1245	SAN PABLO SMOG TEST ONLY CENTER	6305 SAN PABLO AVE	Oakland	94608-1231
1246	T1 BUMPER REPAIR	3720 FOOTHILL BLVD	Oakland	94601-3630
1247	NW SHELL INC.	3750 INTERNATIONAL BLVD	Oakland	94601-3526
1248	XPRESS SMOG DEPOT	3750 INTERNATIONAL BLVD	Oakland	94601-3526

ATTACHMENT C.4.1
City of Oakland
List of All Industrial and Commercial Facilities Requiring
Stormwater Inspections per MRP Provision C.4.b.ii.(2)(d)
FY 2019-2020

#	Business Name	Business Address	City	Zip Code
1249	Sbop	598 55th St	Oakland	94609
1250	Schnitzer Oakland	1101 Embarcadero W	Oakland	94607
1251	NuLevel Investments	1341 58th Ave.	Oakland	94601
1252	OIL CHANGERS	3418 PARK BLVD	Oakland	94610-2834
1253	MING LAI INC	377 8TH ST	Oakland	94607
1254	Seminary Gas	6235 seminary	Oakland	94605-1847
1255	Sequoyah Country Club	4550 Heafey Rd	Oakland	94605
1256	WORLD ENVIRONMENTAL& ENERGY INC	6233 San Leandro St	Oakland	94621
1257	OIL CHANGERS	640 W GRAND AVE	Oakland	94612-1621
1258	SEVEN ELEVEN BODY SHOP	645 E 11TH ST	Oakland	94606-3638
1259	SEVEN STAR DIESEL REPAIR	722 JULIE ANN WAY	Oakland	94621-4038
1260	NEW SANG CHONG MARKET	377 8TH ST	Oakland	94607
1261	SG Scientific	1940 Union St.	Oakland	94607
1262	SHATTUCK AUTO CENTER, INC.	6618 SHATTUCK AVE	Oakland	94609-1020
1263	GREASE BOX	378 17TH ST	Oakland	94612
1264	Shepherd Canyon Corp Yard	5921 Shepherd Canyon Road	Oakland	94611-2756
1265	Sherwin-Williams #8143	559 66th Avenue	Oakland	94621
1266	OAKLAND MINI MARKET	378 17TH ST	Oakland	94612
1267	SHIGS AUTO SERVICE	1047 39TH ST	Oakland	94608-3816
1268	OMCG Inc.	3129 Elmwood Ave.	Oakland	94601
1269	SHORTY KUSTOMS	6672 BANCROFT AVE	Oakland	94605-2043
1270	Shred Works	455 High St	Oakland	94601-
1271	SIDS COLLISION & GLASS REPAIR	6017 INTERNATIONAL BLVD	Oakland	94621-4204
1272	Sierra Pacific Ready Mix Services dba Allied Concrete Ready Mix	3211 Wood Street	Oakland	94608-4031
1273	GARDEN HOUSE	380 15TH ST	Oakland	94612
1274	OMCG Inc.	5115 E8th St.	Oakland	94606
1275	SILVER STAR MOTORS	1727 17TH ST	Oakland	94607-1645
1276	OMCG Inc.	9801 Medford Ave.	Oakland	94603
1277	DISCOUNT AUTO SMOG AND UHAUL CENTER	3806 MARTIN LUTHER KING JR WAY	Oakland	94609-2314
1278	SIN-MEX AUTO BODY SHOP	4028 INTERNATIONAL BLVD	Oakland	94601-4014
1279	Siu's Products & Distributor Inc.	1067 45th Ave	Oakland	94601
1280	SKASOL INC	1696 W GRAND AVE	Oakland	94607-1607
1281	HK AUTO CARE	3806 MARTIN LUTHER KING JR WAY	Oakland	94609-2314
1282	Sky High Enterprises LLC	9801 Medford Ave.	Oakland	94603
1283	Smart & Final # 446	901 Broadway	Oakland	94607
1284	Smart & Final# 445	1243 42nd Avenue	Oakland	94601
1285	Smitten Ice Cream 0003	5800 College Ave	Oakland	94618
1286	OMCG Inc.	810 81st Ave.	Oakland	94621
1287	EXPRESS AUTO CLINIC	3810 BROADWAY	Oakland	94611-5616
1288	SMOOTH AUTO BODY SHOP	1228 41ST AVE	Oakland	94601-4022
1289	QUICK FOOD & GAS	3810 BROADWAY	Oakland	94611-5616

ATTACHMENT C.4.1
City of Oakland
List of All Industrial and Commercial Facilities Requiring
Stormwater Inspections per MRP Provision C.4.b.ii.(2)(d)
FY 2019-2020

#	Business Name	Business Address	City	Zip Code
1290	Society of St. Vincent de Paul Alameda County	9235 San Leandro St	Oakland	94603
1291	CCSAC	6315 San Leandro St.	Oakland	94621
1292	QUALITY AUTO SERVICE, INC.	1200 E 12TH ST	Oakland	94606-4325
1293	Sol's Oakland Automotive	416 25th St	Oakland	94612
1294	QUALITY AUTO SERVICE, INC.	1101 7TH AVE	Oakland	94606-3636
1295	QUIK STOP GAS	2400 FRUITVALE AVE	Oakland	94601-2502
1296	BEAUTYS BAGEL SHOP	3838 TELEGRAPH AVE	Oakland	94609
1297	Spectra at Oakland Coliseum	7000 Coliseum Way Lot E	Oakland	94621
1298	Speed Oil Change Center	2 Hegenberger Road	Oakland	94621
1299	SPEED OIL CHANGE CENTER II	5225 SHATTUCK AVE # A	Oakland	94609-1928
1300	SPEEDY TIRES AND AUTOCENTER	5132 INTERNATIONAL BLVD	Oakland	94601-5218
1301	SPRAY MASTER INC	4233 MACARTHUR BLVD	Oakland	94619-1907
1302	Spring Valley Patients Group	545 Independent Rd.	Oakland	94621
1303	Sprint	851 81st Ave	Oakland	94621
1304	PRETTY DOG HOT SAUCE, LLC	3838 TELEGRAPH AVE	Oakland	94609
1305	SSAT Berth Fifty Five through Sixty Three	1919 Middle Harbor Rd	Oakland	94607
1306	QUIK STOP GAS	3130 35TH AVE	Oakland	94619-1208
1307	Stage Left Wineworks	2102 Dennison Street	Oakland	94606-5236
1308	Standard Iron Metals Co	4525 San Leandro St	Oakland	94601-4449
1309	STANDARD PARTS LLC	928 E. 12TH ST	Oakland	94606
1310	ANGELITAS HOT-DOGS	3851 INTERNATIONAL BLVD	Oakland	94601-4009
1311	STAUDER AUTOMOTIVE SERVICES	5930 COLLEGE AVE	Oakland	94618-1326
1312	Stephen Abernathy	1552 Beach St. C	Oakland	94608
1313	EL REY DE ORO	3851 INTERNATIONAL BLVD	Oakland	94601
1314	QUIK STOP GAS	3132 BEAUMONT AVE	Oakland	94602-1047
1315	Steve's Auto	2400 E 12th St	Oakland	94601-1017
1316	Storage	2715 Market St	Oakland	94607
1317	StorQuest Self Storage	2227 San Pablo Ave	Oakland	94612
1318	Strategic Innovations Group Inc.	10 Hegenberger Pl.	Oakland	94621
1319	STREHLE'S BODY SHOP INC	494 36TH ST	Oakland	94609-2811
1320	Studio One	365 45th St	Oakland	94609
1321	STUMASA	953 89TH AVE	Oakland	94621-1207
1322	SUNNY CAR EAGLE	3901 INTERNATIONAL BLVD	Oakland	94601-4011
1323	Sunset Connect Oakland LLC	685 85th Ave. V	Oakland	94621
1324	QUIK STOP GAS	66 MACARTHUR BLVD	Oakland	94610-1336
1325	Rebecca Kirk	1021 45th Ave.	Oakland	94601
1326	SUPER LINK PLASTIC INC	888 92ND AVE	Oakland	94603-1216
1327	SUPER SMOG TEST ONLY	2801 SAN PABLO AVE STE E	Oakland	94608-4560
1328	SUPERIOR AUTO AND INTERLOCK	1118 E 12TH ST	Oakland	94606-4323
1329	SUPREME AUTO	1118 E 12TH ST # B	Oakland	94606-4323
1330	Supreme Oak Ventures	1036 47th Ave. 103	Oakland	94601
1331	Rebecca Kirk	751 105th St.	Oakland	94621

ATTACHMENT C.4.1
City of Oakland
List of All Industrial and Commercial Facilities Requiring
Stormwater Inspections per MRP Provision C.4.b.ii.(2)(d)
FY 2019-2020

#	Business Name	Business Address	City	Zip Code
1332	INTERNATIONAL PRODUCE MARKET	3851 INTERNATIONAL BLVD	Oakland	94601
1333	GEORGE E MASKER INC	7699 Edgewater Dr	Oakland	94621
1334	SVC Manufacturing	5625 International Blvd	Oakland	94621-4403
1335	T & T AUTO REPAIRS, INC	330 WEBSTER ST	Oakland	94607-4122
1336	T. Gary Rogers Rowing Center	2999 Glascock St	Oakland	94601
1337	T.P. TRANSMISSION	1414 70TH AVE	Oakland	94621-3402
1338	LA PINITA LOCA ANTOJITOS MEXICANOS	3851 INTERNATIONAL BLVD	Oakland	94601
1339	TAMALES LANDER	3851 INTERNATIONAL BLVD	Oakland	94601
1340	TAILORED AUTO DETAILING	156 LOUVAIN AVE	Oakland	94603
1341	Tajai Massey	840 Pine St.	Oakland	94607
1342	TAMS AUTO BODY REPAIR	2300 MARKET ST STE B	Oakland	94607-3460
1343	AUTOPORT CAR REPAIR SERVICE	3901 SAN LEANDRO ST	Oakland	94601-4039
1344	California Generator Service	7723 Oakport St	Oakland	94621
1345	TEMESCAL AUTO CENTER	426 40TH ST	Oakland	94609-2522
1346	Temescal Brewing	4115 Telegraph Ave	Oakland	94609
1347	Temescal pool	355 45th Street	Oakland	94609
1348	NOOR AUTO	3901 SAN LEANDRO ST	Oakland	94601-4039
1349	Service King Paint & Body, LLC	7801 Oakport St	Oakland	94621
1350	HIGH PEAKS KITCHEN	391 GRAND AVE	Oakland	94610
1351	THE BENZ SHOP	379 26TH ST	Oakland	94612-2410
1352	The Best Shop	381 26th St	Oakland	94612
1353	HOUSE OF CURRIES # 6	391 GRAND AVE	Oakland	94610
1354	THE CARPENTER GROUP DBA CABLE MOORE	4700 Coliseum Way	Oakland	94601
1355	THE CHANGS INTERNATIONAL	2505 POPLAR ST	Oakland	94607-2413
1356	The Crucible	1260 7th St	Oakland	94607
1357	CHICK & TEA	3932 TELEGRAPH AVE	Oakland	94609-2422
1358	Sunstate Equipment	8001 Oakport St	Oakland	94621
1359	PITA POCKET	3932 TELEGRAPH AVE	Oakland	94609
1360	THE HERTZ CORPORATION (735202)	2400 WEBSTER ST	Oakland	94612-3118
1361	The Home.Depot Store-#-1007	4000 Alameda Ave	Oakland	94601
1362	The Honest Circle Inc.	8626 G St.	Oakland	94621
1363	THE MUSCLE CAR HUB LLC	623 85TH AVE	Oakland	94621-1254
1364	The Oakland M Company LLC	2433 Poplar St.	Oakland	94607
1365	THE RIGHT SPOT AUTO DOC	740 DOUGLAS AVE	Oakland	94603
1366	FRIMA MOTOR CORPORATION	4000 TELEGRAPH AVE	Oakland	94609-2400
1367	Thirty Three Health Manufacturing Co., Inc.	7955 Edgewater Dr. D	Oakland	94621
1368	Three Harbors Services Inc	4831 Tidewater Ave	Oakland	94601
1369	TIDEWATER TIRE & AUTO CENTER	4626 MALAT ST	Oakland	94601-4904
1370	Tidewater Yard	4500 Tidewater Ave	Oakland	94601-3918
1371	IMPORT MOTORS	4000 TELEGRAPH AVE	Oakland	94609-2400
1372	HAPPY DONUT LOUISIANA FRIED CHICKEN	4006 MACARTHUR BLVD	Oakland	94619
1373	TIM AUTO REPAIR & BODY SHOP	1230 5TH AVE	Oakland	94606-2308

ATTACHMENT C.4.1
City of Oakland
List of All Industrial and Commercial Facilities Requiring
Stormwater Inspections per MRP Provision C.4.b.ii.(2)(d)
FY 2019-2020

#	Business Name	Business Address	City	Zip Code
1374	TIM Hemp Warehouse Management	721 37th Ave.	Oakland	94601
1375	LOUISIANA FAMOUS FRIED CHICKEN	4006 MACARTHUR BLVD	Oakland	94619
1376	EL TACO ZAMORANO	4032 Foothill Blvd	Oakland	94601
1377	SANDOVAL MURILLO LLC - EL TACO ZAMURANO RESTAURANT	4032 FOOTHILL BLVD	Oakland	94601
1378	TIRE SALES AND SERVICE/WHEELS EXPERT	891 W MACARTHUR BLVD	Oakland	94608-3924
1379	TIRES & SERVICE	3640 E 9TH ST B	Oakland	94601-3458
1380	Banafsheh Khorrum	407 Castro St.	Oakland	94608
1381	TMS AUTOMOTIVE	1125 9TH AVE	Oakland	94606-3705
1382	Clarity Integrative Healing	407 Castro St.	Oakland	94607
1383	Rudolfo Peluzzo	407 Castro St.	Oakland	94607
1384	ALL GREEN PRODUCE	4095 FOOTHILL BLVD	Oakland	94601
1385	TONY STAR GAS & FOOD (MARKET)	3609 INTERNATIONAL BLVD	Oakland	94601-3523
1386	EL TIO JUAN	4095 FOOTHILL BLVD	Oakland	94601
1387	TOPETES AUTO REPAIR	7520 INTERNATIONAL BLVD # D	Oakland	94621-2844
1388	TORCHIOS AUTO REPAIR INC	2344 WEBSTER ST	Oakland	94612-3116
1389	TOUCH OF ELEANCE MOBLIE DETAILING	2433 64TH AVE	Oakland	94605-1944
1390	Town Buds LLC & the CBD Consulting Grp.	807 54th Ave. A	Oakland	94621
1391	TQS GAS & REPAIR	5425 MARTIN LUTHER KING JR WAY	Oakland	94609-1613
1392	Trans Pac Container Berth 30	2800 7th St	Oakland	94607-1046
1393	Transene Electronic Chemicals	1127 57th Avenue	Oakland	94621
1394	TRANSTAR AUTO BODY SHOP	940 E 12TH ST	Oakland	94606-3724
1395	WHEEL AND DEAL	410 PENDLETON WAY STE 4	Oakland	94621-2151
1396	Trinapco Inc.	1101 57th Ave	Oakland	94621
1397	Triple C Strategies	1260 57th Ave. K	Oakland	94621
1398	TUG'S TUNE-UP & BRAKES	1204 49TH AVE	Oakland	94601-5122
1399	TURBO AUTO BODY, INC.	1722 INTERNATIONAL BLVD	Oakland	94606-4504
1400	TURBO TIRES	1745 INTERNATIONAL BLVD	Oakland	94606-4503
1401	U & J AUTO REPAIR	7520 INTERNATIONAL BLVD # A	Oakland	94621-2844
1402	U S FREIGHT SYSTEMS	1819 10TH ST	Oakland	94607-1451
1403	UBE, INC. OBA Mill's Shell	3535 Pierson St.	Oakland	94619
1404	U-Haul Moving & Storage of Oakland Coliseum	8000 San Leandro St	Oakland	94621
1405	U-Haul of Oakland	5330 International Blvd	Oakland	94601
1406	TEC of California. Inc.	8099 S Coliseum Way	Oakland	94621
1407	Union Pacific Railroad West Oakland	1504 Middle Harbor Rd	Oakland	94607
1408	United Airlines	1 Airport Drive	Oakland	94621
1409	WHOLESALE CITY MOTOR	410 PENDLETON WAY STE 4	Oakland	94621-2151
1410	Universal Cannabis Solution	5831 San Leandro St.	Oakland	94612
1411	CVS PHARMACY #9378	4100 REDWOOD RD	Oakland	94619-2362
1412	UNIVERSAL ORNAMENTAL IRON WORKS	954 86TH AVE	Oakland	94621-1642
1413	UPS Oakland Hub CAOAK	8400 Pardee Dr	Oakland	94621-1412
1414	SOLAR CAR WASH	3092 MACARTHUR BLVD	Oakland	94602-3212

ATTACHMENT C.4.1
City of Oakland
List of All Industrial and Commercial Facilities Requiring
Stormwater Inspections per MRP Provision C.4.b.ii.(2)(d)
FY 2019-2020

#	Business Name	Business Address	City	Zip Code
1415	SOLAR CAR WASH	6360 TELEGRAPH AVE	Oakland	94609-1343
1416	SAFEWAY STORES INC #638	4100 REDWOOD RD	Oakland	94619
1417	1ST CHOICE AUTO REPAIR	4101 MARTIN LUTHER KING JR WAY	Oakland	94609-2319
1418	DAWIT AUTO SHOP	4101 MARTIN LUTHER KING JR WAY	Oakland	94609-2319
1419	USPS Oakland VMF	1675 7th St	Oakland	94615-0002
1420	ABC BUFFET, INC.	4108 INTERNATIONAL BLVD	Oakland	94601-4073
1421	V Prov LLC	435 23rd Ave.	Oakland	94606
1422	YY BUFFET	4108 INTERNATIONAL BLVD	Oakland	94601
1423	CLASSIC CARS WEST	411 26TH ST	Oakland	94612-2410
1424	CLASSIC CARS WEST BEER GARDEN	411 26TH ST	Oakland	94612
1425	Rickey McCullough	414 Lesser St.	Oakland	94621
1426	Vanguard Productions Systems Inc.	9844 Kitty Lane	Oakland	94603
1427	VANS TIRE & AUTO SERVICE, INC	2200 INTERNATIONAL BLVD	Oakland	94606-5004
1428	SRSF LLC	414 Lesser St.	Oakland	94601
1429	VICKY SHELL	2120 MONTANA ST	Oakland	94602-2218
1430	VILLEGAS TRUCKING SERVICE	2010 WAKE AVE	Oakland	94607-5100
1431	VINCENT ELECTRIC COMPANY	8383 BALDWIN ST	Oakland	94621-1925
1432	VINTAGE AUTO SERVICE	4721 TIDEWATER AVE STE A	Oakland	94601-4917
1433	VIP AUTO COLLISION REPAIR	293 27TH ST	Oakland	94612-3802
1434	VOLKSWAGEN OF OAKLAND	2740 BROADWAY	Oakland	94612-3110
1435	VT Ventures	1036 47th Ave. 113 A & B	Oakland	94601
1436	Walgreens #01625	5505 Telegraph Ave	Oakland	94609
1437	Walgreens #10526	3250 Lakeshore Avenue, Suite B	Oakland	94610
1438	WALGREENS #13595	1333 BROADWAY	Oakland	94612-1917
1439	ARBOR CAFE	4210 TELEGRAPH AVE	Oakland	94609-2408
1440	WASH ZONE	8900 INTERNATIONAL BLVD # A	Oakland	94621-1104
1441	Waste Management of Alameda County	172 98th Ave	Oakland	94603-1004
1442	WASTE MANAGEMENT OF ALAMEDA COUNTY	172 98TH AVE	Oakland	94603-1004
1443	Waterside Warehousing LLC	401 Lesser St.	Oakland	94601
1444	Waterway Group of Oakland, Inc.	8133 Capwell Capwell	Oakland	94621
1445	HAWK & PONY LLC	4210 TELEGRAPH AVE	Oakland	94609
1446	WEATHERFORD BMW	575 W GRAND AVE	Oakland	94612-1617
1447	SPECIALTYS CAFE & BAKERY	155 GRAND AVE STE 110	Oakland	94612-3793
1448	WEICHHART STAMPING COMPANY, INC	9131 SAN LEANDRO ST	Oakland	94603-1208
1449	OREILLY AUTO PARTS #3473	4240 INTERNATIONAL BLVD	Oakland	94601-4538
1450	WEST COAST FORKLIFT	1950 AUSEON AVE	Oakland	94621-1532
1451	WEST COAST MOVING SYSTEMS	745 85TH AVE STE L	Oakland	94621-1218
1452	West Coast Ship Supply	1611 17th ST	Oakland	94607
1453	West Coast Sunrise	2852 E7th St.	Oakland	94601
1454	CANTINFLAS TACOS	4240 INTERNATIONAL BLVD	Oakland	94601
1455	West Coast Wire Rope Rigging	597 85th Ave	Oakland	94621-1327
1456	SAVE ON GASOLINE LLC	4251 INTERNATIONAL BLVD	Oakland	94601-4537

ATTACHMENT C.4.1
City of Oakland
List of All Industrial and Commercial Facilities Requiring
Stormwater Inspections per MRP Provision C.4.b.ii.(2)(d)
FY 2019-2020

#	Business Name	Business Address	City	Zip Code
1457	West Oakland Tires & Repairs, Inc	914 W Grand Ave	Oakland	94607
1458	WESTCO MART AND GAS INC	731 W MACARTHUR BLVD	Oakland	94609-2325
1459	Western Colloid Product Inc	700 71st Ave	Oakland	94621-3329
1460	7 ELEVEN STORE #2369-39541A	4251 INTERNATIONAL BLVD	Oakland	94601
1461	WHEEL SERVICE	10320 INTERNATIONAL BLVD	Oakland	94603-3220
1462	Wheel Works# 8224	2359 Harrison St	Oakland	94612
1463	MAC ARTHUR 76	4276 MACARTHUR BLVD	Oakland	94619-1908
1464	WIEGMANN & ROSE, SUB OF XCHANGER MFG COR	9131 SAN LEANDRO ST STE 220	Oakland	94603-1208
1465	WILLIAMS AUTO PARTS	732 53RD ST	Oakland	94609-1814
1466	WILLIAMS TRUCKING	10420 GREENVIEW DR	Oakland	94605-5019
1467	WILLIES UNIQUE AUTO BODY SHOP	5525 FOOTHILL BLVD	Oakland	94605-1028
1468	SPECIALTYS CAFE & BAKERY	555 12TH ST STE 101	Oakland	94607-3601
1469	WINGS CENTURY TRUCKING	1288 FERRY ST	Oakland	94607-1007
1470	Exxon	4280 FOOTHILL BLVD	Oakland	94601
1471	WONGS VALERO	2200 E 12th St	Oakland	94606
1472	Wood Tech Inc	4611 Malat St	Oakland	94601
1473	TEST ONLY SMOG STATION	3811 SAN LEANDRO ST	Oakland	94601-4037
1474	Worldwide Green Resource Inc	9315 San Leandro Street	Oakland	94603-1239
1475	Wrap Gods	780 105th street	Oakland	94603
1476	Wrist Ship Supply	795 85th Ave	Oakland	94621
1477	NATIONAL PETROLEUM OAKLAND	4280 FOOTHILL BLVD	Oakland	94601-4644
1478	Xchange Corp.	8435 Baldwin St.	Oakland	94621
1479	PIOUS PETROLEUM LLC	4280 FOOTHILL BLVD	Oakland	94601-4644
1480	SILICON LOGISTICS	4341 HOWARD ST	Oakland	94601-3909
1481	Xioafen Luo (Markvision Biotech Inc.)	619 85th Ave.	Oakland	94621
1482	Xiu Sheng Yin	335 Adeline St.	Oakland	94607
1483	ROGER MOBILE TRUCK REPAIR	4341 HOWARD ST	Oakland	94601
1484	XUS AUTO REPAIR INC	1111 E 12TH ST	Oakland	94606-4322
1485	DYAFA	44 WEBSTER ST	Oakland	94607
1486	HAVEN RESTAURANT	44 WEBSTER ST	Oakland	94607
1487	Y H SHEET METAL CO	928 HIGH ST	Oakland	94601-4405
1488	KELLER MARKET	4400 KELLER AVE STE 100	Oakland	94605
1489	OAK KNOLL MEAT AND DELI	4400 KELLER AVE STE 100	Oakland	94605
1490	YAOS AUTO	6335 SAN PABLO AVE	Oakland	94608-1231
1491	YEAR ONE AUTO REPAIR	7316 NEY AVE	Oakland	94605-2912
1492	YOUNGS AUTOMOTIVE	3509 GRAND AVE	Oakland	94610-2011
1493	YOUR AUTO CENTER	435 E 12TH ST	Oakland	94606-2310
1494	YOUR PRIVATE EYE	1706 82ND AVE	Oakland	94621-2216
1495	TEST ONLY SMOG STATION	5200 TELEGRAPH AVE	Oakland	94609-1918
1496	The Founders Union LLC	2430 Union St	Oakland	94607
1497	PC AUTO DETAIL	450 INTERNATIONAL BLVD	Oakland	94606-2315

ATTACHMENT C.4.1
City of Oakland
List of All Industrial and Commercial Facilities Requiring
Stormwater Inspections per MRP Provision C.4.b.ii.(2)(d)
FY 2019-2020

#	Business Name	Business Address	City	Zip Code
1498	PG AUTO BODY & REPAIR & DETAILING	450 INTERNATIONAL BLVD	Oakland	94606-2315
1499	ZJ Enterprises	2109 Frederick St	Oakland	94606
1500	ECONOMY LUMBER CO OF OAKLAND I	750 HIGH ST	Oakland	94601-4402
1501	FLO SHOR PRODUCTS	1663 13TH ST	Oakland	94607-1534
1502	KWW KITCHEN CABINET	1425 INTERNATIONAL BLVD	Oakland	94606-4430
1503	LEVEL CONSTRUCTION SUPPLY II, LLC	9838 GOULD ST	Oakland	94603-2343
1504	The Founders Union LLC	685 85th Ave.	Oakland	94621
1505	ROOFLINE, INC.	900 37TH AVE	Oakland	94601-3434
1506	UNITED CARPET CONSTRUCTION SUPPLY, INC.	1226 13TH AVE	Oakland	94606-4302
1507	VAN MATRE LUMBER COMPANY, INC.	251 5TH AVE	Oakland	94606-2801
1508	NORTHSIDE MEAT	4505 MARKET ST	Oakland	94608
1509	1/4 LBS GIANT BURGER #3	8026 INTERNATIONAL BLVD	Oakland	94621
1510	15 FRESH PRODUCE INC	321 FRANKLIN ST	Oakland	94607
1511	16 DE SEPT TAQUERIA	3438 INTERNATIONAL BLVD	Oakland	94601
1512	202020 TASTEFULLY SWEET CONFECTIONS	7711 SUNKIST DR	Oakland	94605
1513	27 DISCOUNT MARKET	2627 MARTIN LUTHER KING JR WAY	Oakland	94612
1514	NORTHSIDE SUPERMARKET	4505 MARKET ST	Oakland	94608
1515	475 CAFE OAKLAND	475 14TH ST STE 110	Oakland	94612
1516	4M FOODS	6349 MACARTHUR BLVD	Oakland	94605
1517	65TH STREET MARKET	6444 SAN PABLO AVE	Oakland	94608
1518	7 AMIGOS MARKET	8135 BANCROFT AVE	Oakland	94605
1519	CHICHARRONES CUERITO LA MORENA 1	4509 FOOTHILL BLVD	Oakland	94601-4633
1520	7 SEAS FOOD AND LIQUOR	1615 MACARTHUR BLVD	Oakland	94602
1521	77 DISCOUNT MARKET	7618 INTERNATIONAL BLVD	Oakland	94621
1522	7TH ST FOOD & LIQUOR	1460 7TH ST	Oakland	94607
1523	A & A CORNER MARKET	2520 FOOTHILL BLVD	Oakland	94601
1524	A & B SEAFOOD, INC.	800 FRANKLIN ST	Oakland	94607
1525	A & G MARKET	1849 E 21ST ST	Oakland	94606
1526	TAMALES EMELYN #2	4509 FOOTHILL BLVD	Oakland	94601
1527	A & M LIQUOR	1301 MACARTHUR BLVD	Oakland	94602
1528	A MARKET	5650 MARKET ST	Oakland	94608
1529	A2 CAFE	5212 BROADWAY	Oakland	94618
1530	AAA ROASTERS LLC	1024 9TH AVE	Oakland	94606
1531	ABES LOTTO LIQUOR	10125 INTERNATIONAL BLVD	Oakland	94603
1532	ABYSSINIA MARKET	2525 TELEGRAPH AVE # A	Oakland	94612
1533	DELICIOUS DELLI	4559 INTERNATIONAL BLVD	Oakland	94601
1534	ADELINE LIQUOR	5702 ADELINE ST	Oakland	94608
1535	ADNAN MARKET	2539 MARKET ST	Oakland	94607
1536	AFRICAN CARIBBEAN FOOD MARKET	547 8TH ST	Oakland	94607
1537	AG SUPPLIES DBA TRADER JANE	850 42 AVE G	Oakland	94601
1538	AIBAN MARKET	701 60TH ST	Oakland	94609
1539	AL SHUJA MARKET	8017 MACARTHUR BLVD	Oakland	94605

ATTACHMENT C.4.1
City of Oakland
List of All Industrial and Commercial Facilities Requiring
Stormwater Inspections per MRP Provision C.4.b.ii.(2)(d)
FY 2019-2020

#	Business Name	Business Address	City	Zip Code
1540	AL-AWDIS MINI MART AND KITCHEN	3841 WEST ST	Oakland	94608
1541	ALCHEMY BOTTLE SHOP	3256 GRAND AVE	Oakland	94610
1542	ALGAHIM MARKET	2736 35TH AVE	Oakland	94619
1543	ALHAITHANI CORPORATION	3615 FOOTHILL BLVD	Oakland	94601
1544	DULCES MIRIAM	4559 INTERNATIONAL BLVD	Oakland	94601
1545	FAT MAN SUPER B.B.Q.	4559 INTERNATIONAL BLVD	Oakland	94601
1546	ALOHA MARKET	718 WEBSTER ST	Oakland	94607
1547	ANGEL CAKES	745 5TH ST	Oakland	94607
1548	AROMA CAFE	1901 HARRISON ST STE 101	Oakland	94612
1549	GARCIA PRODUCE	4559 INTERNATIONAL BLVD	Oakland	94601
1550	ASA LIQUORS	5909 MARKET ST	Oakland	94608
1551	ATTAH AFRICA CARIBBEAN MARKET	2541 TELEGRAPH AVE STE A	Oakland	94612
1552	AUSAR AUSET NATURAL FOODS-SENBEB INC	5134 FOOTHILL BLVD	Oakland	94601
1553	Union 76	3200 lakeshore	Oakland	94610
1554	Baby Nutritional Care	900 market street suite A	Oakland	94607
1555	BAKED BY K	4096 PIEDMONT AVE STE 551	Oakland	94611
1556	BANGKOK GARDEN	5231 COLLEGE AVE	Oakland	94618
1557	BARNEYS COLLEGE	5819 COLLEGE AVE	Oakland	94618
1558	BATCH PASTRIES, LLC	2220 MOUNTAIN BLVD STE 140	Oakland	94611
1559	BAY AREA LIQUORS	3148 SAN PABLO AVE	Oakland	94608
1560	BAY SPROUTS	10000 SKYLINE BLVD	Oakland	94619
1561	BAYVIEW MARKET & LIQUOR	10459 EDES AVE	Oakland	94603
1562	LA BENDICION DE CRISTO	4559 INTERNATIONAL BLVD	Oakland	94601
1563	BELGIAN BIER CAFE LLC	460 8TH ST	Oakland	94607
1564	BELI DELI, INC	8105 EDGEWATER DR STE 109	Oakland	94621
1565	BENS RESTAURANT	398 3RD ST	Oakland	94607
1566	BEST COAST BURRITOE ROCKRIDGE LLC	5108 BROADWAY K107	Oakland	94611
1567	BETTER TRADE MARKET	7838 INTERNATIONAL BLVD	Oakland	94621
1568	BICA COFFEE HOUSE LLC	5701 COLLEGE AVE	Oakland	94618
1569	BIG DADDYS CHINESE RESTAURANT INC	3700 TELEGRAPH AVE	Oakland	94609
1570	BIG DIPPER BABY FOOD	344 THOMAS L BERKLEY WAY FL 3	Oakland	94612
1571	BIG SERG BBQ	4717 FOOTHILL BLVD	Oakland	94601
1572	BIRYANI KABAB	377 13TH ST	Oakland	94612
1573	BIRYANI TIKA KABOB	328 14TH ST	Oakland	94612
1574	BISSAP BAOBAB OAKLAND	381 15TH ST	Oakland	94612
1575	BLACK AND WHITE MARKET	2681 FRUITVALE AVE	Oakland	94601
1576	BLACK BEAR DINER	405 HEGENBERGER RD	Oakland	94621
1577	BLACK SPRING COFFEE COMPANY	2930 TELEGRAPH AVE	Oakland	94609
1578	BLOSSOM FOODS	2533 PERALTA ST	Oakland	94607
1579	BLUE BIRD MARKET	9401 MACARTHUR BLVD	Oakland	94605
1580	BLUE BOTTLE COFFEE	4270 BROADWAY	Oakland	94611
1581	BLUE NILE ETHIOPIAN RESTURANT, INC	160 14TH ST	Oakland	94612

ATTACHMENT C.4.1
City of Oakland
List of All Industrial and Commercial Facilities Requiring
Stormwater Inspections per MRP Provision C.4.b.ii.(2)(d)
FY 2019-2020

#	Business Name	Business Address	City	Zip Code
1582	La Placita	4559 International Blvd	Oakland	94601
1583	BOB BLACK 222, INC.	3400 FOOTHILL BLVD	Oakland	94601
1584	BOCANOVA	55 WEBSTER ST	Oakland	94607
1585	Bodega Jimenez	325 Franklin St	Oakland	94607
1586	BON APPETIT MANAGEMENT CO.	5000 MACARTHUR BLVD	Oakland	94613
1587	BOTTLES LIQUOR	1150 MARKET ST	Oakland	94607
1588	BROADWAY LIQUOR	2860 BROADWAY	Oakland	94611
1589	BROADWAY TERRACE NURSERY	4340 CLAREWOOD DR	Oakland	94618
1590	BROOKS FIELD LIQUORS	9786 EDES AVE	Oakland	94603
1591	BROTHERS MARKET	2837 MARTIN LUTHER KING JR WAY	Oakland	94609
1592	BRUNDO INC	6419 TELEGRAPH AVE	Oakland	94609
1593	LA PLACITA FRUITS #3	4559 INTERNATIONAL BLVD	Oakland	94601
1594	BUIPHONG BAKERY	2800 INTERNATIONAL BLVD	Oakland	94601
1595	BURGER GOURMET	351 19TH ST	Oakland	94612
1596	MARLENES FRUITS Y TAMALES	4559 INTERNATIONAL BLVD	Oakland	94601
1597	BUTTARS EZ DISCOUNT MARKET	10808 BANCROFT AVE	Oakland	94603
1598	C & L PRODUCE	440 FRANKLIN ST	Oakland	94607
1599	CABALEN SWEET & SAVORY	3331 INTERNATIONAL BLVD	Oakland	94601
1600	CADEMARTORI TRUCKING INC	1833 PERALTA ST	Oakland	94607
1601	CAFE CA SAU	1624 INTERNATIONAL BLVD	Oakland	94606
1602	CAFE ELOISE	1301 CLAY ST 5TH FL	Oakland	94612
1603	CAFE OF THE BAY	4011 MACARTHUR BLVD	Oakland	94619
1604	CAFE PATIO INTERNATIONAL	4030 INTERNATIONAL BLVD # 2	Oakland	94601
1605	CAFE PLATANO	3612 INTERNATIONAL BLVD	Oakland	94601
1606	CAFE SANTANA	4100 MACARTHUR BLVD	Oakland	94619
1607	CAFE TV	649 E 12TH ST A	Oakland	94606
1608	PELICAN POBOYS	4559 INTERNATIONAL BLVD	Oakland	94601
1609	QUELITE	4559 INTERNATIONAL BLVD	Oakland	94601
1610	CAFFE 817	817 WASHINGTON ST	Oakland	94607
1611	CAFFE TEATRO	300 FRANK H OGAWA PLZ STE 130	Oakland	94612
1612	CALAVERA	2337 BROADWAY	Oakland	94612
1613	CALI FRESH PRODUCE	230 FRANKLIN ST	Oakland	94607
1614	CALICANTO ASSOCIATES	6067 ASPINWALL RD	Oakland	94611
1615	CALIFORNIA MARKET	1546 35TH AVE	Oakland	94601
1616	RASPADOS Y FRUTAS PIO	4559 INTERNATIONAL BLVD	Oakland	94601
1617	ROADSIDE ROTISSERIE CORPORATION	4559 INTERNATIONAL BLVD	Oakland	94601
1618	SOUTHERN COMFORT KITCHEN	4559 INTERNATIONAL BLVD	Oakland	94601
1619	CAM HUONG BAKERY	1088 WEBSTER ST	Oakland	94607
1620	TACOS ACAPULCO	4559 INTERNATIONAL BLVD	Oakland	94601
1621	CANA CUBAN PARLOR & CAFE	530 LAKE PARK AVE	Oakland	94610
1622	TACOS EL GRANDE	4559 INTERNATIONAL BLVD	Oakland	94601
1623	CAPTAIN LIQUOR	2531 MARTIN LUTHER KING JR WAY	Oakland	94612

ATTACHMENT C.4.1
City of Oakland
List of All Industrial and Commercial Facilities Requiring
Stormwater Inspections per MRP Provision C.4.b.ii.(2)(d)
FY 2019-2020

#	Business Name	Business Address	City	Zip Code
1624	CAPTAIN MACKS	3640 OAK KNOLL BLVD	Oakland	94605
1625	CARLS JR #484/#720	3770 TELEGRAPH AVE	Oakland	94609
1626	CARRIAGE TRADE LIQUOR	350 E 18TH ST	Oakland	94606
1627	CASA VALLARTA RESTAURANT	1910 PARK BLVD	Oakland	94606
1628	CASPERS HOT DOGS	5440 TELEGRAPH AVE	Oakland	94609
1629	CATOS ALE HOUSE	3891 PIEDMONT AVE	Oakland	94611
1630	TACOS EL GUERO	4559 INTERNATIONAL BLVD	Oakland	94601
1631	CHAMN CHUM INC	1515 CLAY ST	Oakland	94612
1632	Champion Smokehouse	679 98th Ave,	Oakland	94603
1633	CHAPALA MARKET	5415 INTERNATIONAL BLVD	Oakland	94601
1634	CHARLIE FRANKS PIES	3939 CANON AVE	Oakland	94602
1635	CHARLIES LAS PALMAS (S & D SUCCESS INC)	5941 MACARTHUR BLVD	Oakland	94605
1636	CHARLIES PIZZA	5008 TELEGRAPH AVE	Oakland	94609
1637	TACOS LUPITA	4559 INTERNATIONAL BLVD	Oakland	94601
1638	CHEF DADDY CATERING	7940 BANCROFT AVE # 3	Oakland	94605
1639	CHEF RONS PASTRIES	827 60TH ST	Oakland	94608
1640	Doc Bailey Construction Equipment Inc	9131 San Leandro St Ste 110	Oakland	94603
1641	CHICOS MARKET INC.	2801 HAVENSCOURT BLVD	Oakland	94605
1642	CHILE JALAPENO TAQUERIA	6706 SAN PABLO AVE	Oakland	94608
1643	CHINA HUT	4021 BROADWAY	Oakland	94611
1644	CHINA PACK KITCHEN	3118 35TH AVE	Oakland	94619
1645	CHIPOTLE MEXICAN GRILL #1738	3271 LAKESHORE AVE	Oakland	94610
1646	CHOLITA LINDA LLC	4923 TELEGRAPH AVE	Oakland	94609
1647	CHONG LONG MARKET	279 8TH ST	Oakland	94607
1648	CHOP BAR	247 4TH ST STE 111	Oakland	94607
1649	CHUNG CHOU CITY, INC.	388 9TH ST STE 110-111	Oakland	94607
1650	CHURCH ST MARKET	1854 CHURCH ST	Oakland	94621
1651	CILLES LIQUOR	8940 INTERNATIONAL BLVD	Oakland	94621
1652	CITY CUP CAFE & CITY GRILL	1259 JEFFERSON ST # A	Oakland	94612
1653	CITY LIGHTS CAFE	2121 HARRISON ST	Oakland	94612
1654	CITY MART	9104 INTERNATIONAL BLVD	Oakland	94603
1655	CJ UNITED FOOD CORPORATION	105 JACKSON ST	Oakland	94607
1656	CLARKS HOME & GARDEN INC	9370 MACARTHUR BLVD	Oakland	94605
1657	TACOS MARICELA	4559 INTERNATIONAL BLVD	Oakland	94601
1658	TAMALES ACAPULCO #1	4559 INTERNATIONAL BLVD	Oakland	94601
1659	COFFEE ROMA	371 30TH ST C100	Oakland	94609
1660	TAMALES EL PORTAL	4559 INTERNATIONAL BLVD	Oakland	94601
1661	COLLEGE AVENUE BURRITO SHOP 1	5359 COLLEGE AVE # B	Oakland	94618
1662	COLLEGE AVENUE RESTAURANT INC	5478 COLLEGE AVE	Oakland	94618
1663	COLLEGE POINT CAFE	5254 COLLEGE AVE	Oakland	94618
1664	COLONIAL DONUTS INC.	3318 LAKESHORE AVE	Oakland	94610
1665	COLOSO COFFEE	917 WASHINGTON ST	Oakland	94607

ATTACHMENT C.4.1
City of Oakland
List of All Industrial and Commercial Facilities Requiring
Stormwater Inspections per MRP Provision C.4.b.ii.(2)(d)
FY 2019-2020

#	Business Name	Business Address	City	Zip Code
1666	COLUMBO CLUB INC	5321 CLAREMONT AVE	Oakland	94618
1667	COME ON INC.	300 MARKET ST # 131	Oakland	94607
1668	COMMUNITE TABLE LLC	4171 MACARTHUR BLVD	Oakland	94619
1669	COMPONERE FINE CATERING INC	5836 SAN PABLO AVE	Oakland	94608
1670	COPPER TOP OVENS LLC	701 MANDANA BLVD	Oakland	94610
1671	TAMALES OAXAQUENOS	4559 INTERNATIONAL BLVD	Oakland	94601
1672	CORNELIUS GROCERY & DELI	3528 FOOTHILL BLVD	Oakland	94601
1673	CORNER GROCERY	7330 INTERNATIONAL BLVD	Oakland	94621
1674	TAQUERIA BARRAJATIS	4559 INTERNATIONAL BLVD	Oakland	94601
1675	COUSIN ANTHONY'S URBAN STYLE SAUCES & SEASONINGS	2736 NICOL AVE APT 4	Oakland	94602
1676	Union 76	449 Hengerberger Rd	Oakland	94621
1677	CRIS LAS PALMAS	6215 INTERNATIONAL BLVD	Oakland	94621
1678	CROGANS	6101 LA SALLE AVE	Oakland	94611
1679	CRUNCHY FOODS INC	1070 40TH ST	Oakland	94608
1680	CRYSTAL WAHPEPAH	3911 SAN JUAN ST	Oakland	94601
1681	C-TOWN DISCOUNT	2550 SEMINARY AVE	Oakland	94605
1682	CUPCAKE COVE	500 12TH ST STE 136	Oakland	94607
1683	CUPCAKE PATTY, SWEET TREATS BY STEPHANIE	4441 BRIAR CLIFF RD	Oakland	94605
1684	CUTSAS	4352 BENNETT PL	Oakland	94602
1685	CY OAKLAND OPERATOR LLC	988 BROADWAY	Oakland	94607
1686	CYBELLES PIZZA	3465 FRUITVALE AVE	Oakland	94602
1687	CYBELLES PIZZA #7	1422 BROADWAY	Oakland	94612
1688	CYPRESS MARKET	933 MANDELA PKWY	Oakland	94607
1689	D-1 MOBILE AUTO SERVICE	10323 MACARTHUR BLVD	Oakland	94605
1690	DA HUONG SANDWICHES & COFFEE	605 E 12TH ST	Oakland	94606
1691	DA NANG QUAN	615 E 12TH ST	Oakland	94606
1692	DA PO BOY	9714 MACARTHUR BLVD	Oakland	94605
1693	DALLAQ MARKET	6901 LION WAY	Oakland	94621
1694	DALLAS LIQUOR	2604 MACARTHUR BLVD	Oakland	94602
1695	DAUGHTER THAI KITCHEN	6118 MEDAU PL	Oakland	94611
1696	DAVAN THAI CUISINE	1803 WEBSTER ST	Oakland	94612
1697	DAVES GROCERY & LIQUOR	2484 PARK BLVD	Oakland	94606
1698	ZAVALA INVESTMENT LLC AB EL SABROSITO	4559 INTERNATIONAL BLVD	Oakland	94601
1699	DE XING LONG MARKET, INC	727 WEBSTER ST	Oakland	94607
1700	DEEP FRIED DREAMS	2727 10TH AVE	Oakland	94606
1701	DELI FRESH INC	404 22ND ST	Oakland	94612
1702	DELICIAS BAKERY	3460 INTERNATIONAL BLVD	Oakland	94601
1703	V & JS BODY SHOP	4647 FOOTHILL BLVD	Oakland	94601-4635
1704	DEN SAKE BREWERY	2311 MAGNOLIA ST BLDG 6	Oakland	94607
1705	DENA COOKS	74 PEARL ST APT 4	Oakland	94611
1706	DENNYS RESTAURANT #296	601 HEGENBERGER RD	Oakland	94621

ATTACHMENT C.4.1
City of Oakland
List of All Industrial and Commercial Facilities Requiring
Stormwater Inspections per MRP Provision C.4.b.ii.(2)(d)
FY 2019-2020

#	Business Name	Business Address	City	Zip Code
1707	V&J Body Shop	4647 Foothill Blvd	Oakland	94601
1708	DIAMOND MARKET	2979 MACARTHUR BLVD	Oakland	94602
1709	PUPUSAS GUADALUPE	4729 INTERNATIONAL BLVD	Oakland	94601
1710	DIANAS HOT DOGS	1442 84TH AVE	Oakland	94621
1711	DICKS DONUTS	3417 HIGH ST	Oakland	94619
1712	DIGGERY INN	4212 PARK BLVD	Oakland	94602
1713	DIMOND CAFE	3430 FRUITVALE AVE	Oakland	94602
1714	DIMOND SLICE PIZZA	2208 MACARTHUR BLVD	Oakland	94602
1715	DIRTY SOUTH JOES	937 W GRAND AVE	Oakland	94607
1716	PUPUSERIA GABRIELA	4729 INTERNATIONAL BLVD	Oakland	94601
1717	DIXON'S	8999 INTERNATIONAL BLVD	Oakland	94621
1718	DOCS OF THE BAY (ZAK SILVERMAN & ASSOCIATES LLC)	732 56TH ST	Oakland	94609
1719	DOLLAR MARKET	9711 INTERNATIONAL BLVD	Oakland	94603
1720	DOLLARS MARKET	1228 59TH ST	Oakland	94608
1721	DOLMA DEEJIS DELI	100 BROADWAY	Oakland	94607
1722	DOMINOS PIZZA STORE #8150	1204 FRUITVALE AVE	Oakland	94601
1723	DOMINOS PIZZA STORE #8241	3639 MACARTHUR BLVD	Oakland	94619
1724	DOMINOS PIZZA STORE #8276	3360 GRAND AVE	Oakland	94610
1725	DOMINOS PIZZA STORE #8527	314 BROADWAY	Oakland	94607
1726	BOXICHEF LLC	478 25TH ST	Oakland	94612-2409
1727	DONUT SAVANT LLC	1934 BROADWAY	Oakland	94612
1728	DOOR PRIZE SNACK BAR	10700 MACARTHUR BLVD	Oakland	94605
1729	DOPO	4293 PIEDMONT AVE	Oakland	94611
1730	DOSIRAK SHOP	366 GRAND AVE UNIT A	Oakland	94610
1731	FORAGE KITCHEN	478 25TH ST	Oakland	94612
1732	DRAGON GATE LOUNGE & GRILL	300 BROADWAY	Oakland	94607
1733	DRAGON PALACE LLC	266 14TH ST	Oakland	94612
1734	DRAGON TREE INC	389 GRAND AVE	Oakland	94610
1735	DRAKES DEALERSHIP	2325 BROADWAY	Oakland	94612
1736	SWEET CONDESA	478 25TH ST	Oakland	94612
1737	DUVIN: A GATHERING PLACE	5736 THORNHILL DR STE 106	Oakland	94611
1738	CHEF YU, INC	4871 TELEGRAPH AVE	Oakland	94609-2009
1739	E.14TH PRODUCE	7135 INTERNATIONAL BLVD	Oakland	94621
1740	EARTHLY COFFEE	5506 MARTIN LUTHER KING JR WAY	Oakland	94609
1741	EAST BAY KOI AND POND SUPPLY	3501 E 8TH ST	Oakland	94601
1742	EAST BAY MARKET INC	8432 INTERNATIONAL BLVD	Oakland	94621
1743	EAST TOWN LIQUOR	2833 MACARTHUR BLVD	Oakland	94602
1744	EAST WEST PRODUCE CO	380 2ND ST	Oakland	94607
1745	EASTBAY LIQUORS	5350 MARTIN LUTHER KING JR WAY	Oakland	94609
1746	EASY LIQUORS NO. TWO MARKET	900 W MACARTHUR BLVD	Oakland	94608
1747	EASY MARKET	900 MARKET ST STE A	Oakland	94607

ATTACHMENT C.4.1
City of Oakland
List of All Industrial and Commercial Facilities Requiring
Stormwater Inspections per MRP Provision C.4.b.ii.(2)(d)
FY 2019-2020

#	Business Name	Business Address	City	Zip Code
1748	EAT MY GRITS	135 12TH ST	Oakland	94607
1749	EBBETTS GOOD TO GO LLC	1607 63RD ST	Oakland	94608
1750	EBJ FOODS CORP	1155 7TH ST	Oakland	94607
1751	EDDIES DRIVE IN LIQUORS	5491 COLLEGE AVE	Oakland	94618
1752	EDDIES ENTERPRISE INC.	1935 73RD AVE	Oakland	94621
1753	EDEN PLAZA CAFE	1800 HARRISON ST # 1FLR	Oakland	94612
1754	EDS LIQUOR STORE	2700 23RD AVE	Oakland	94606
1755	EGG ROLL KITCHEN	6650 BANCROFT AVE	Oakland	94605
1756	EL AGAVERO RESTAURANT	2071 MOUNTAIN BLVD	Oakland	94611
1757	EL BURRITO GORDO	326 23RD ST	Oakland	94612
1758	EL BURRITO LOCO	1165 84TH AVE A	Oakland	94621
1759	EL CAFECITO	4265 FOOTHILL BLVD	Oakland	94601
1760	NEW HO HO RESTAURANT	4871 TELEGRAPH AVE	Oakland	94609
1761	FordOak Operations LLC	4901 E 12th St	Oakland	94601
1762	EL CHARRO SUPER MERCADO	1502 FRUITVALE AVE	Oakland	94601
1763	EL CHINELO	2370 HIGH ST	Oakland	94601
1764	EL GRANO DE ORO TAQUERIA	3829 FOOTHILL BLVD	Oakland	94601
1765	EL GRULLO #2	4021 INTERNATIONAL BLVD	Oakland	94601
1766	EL HUARACHE AZTECA	3842 INTERNATIONAL BLVD	Oakland	94601
1767	EL LATINO MARKET	2118 INTERNATIONAL BLVD	Oakland	94606
1768	EL OJO DE AGUA	10401 INTERNATIONAL BLVD	Oakland	94603
1769	EL PAISA	2900 INTERNATIONAL BLVD	Oakland	94601
1770	EL PAISA@.COM	4610 INTERNATIONAL BLVD	Oakland	94601
1771	EL POLLO LOCO #3480	2506 INTERNATIONAL BLVD	Oakland	94601
1772	EL POTRILLO RESTAURANT AND BAR	400 29TH AVE	Oakland	94601
1773	EL PUERTO PRODUCE	145 FRANKLIN ST	Oakland	94607
1774	OakFruit Operations LLC	4901 E 12th St	Oakland	94601
1775	EL RANCHITO MARKET	1536 23RD AVE	Oakland	94606
1776	Ford Oak Operations	4901 E12th St.	Oakland	94601
1777	EL RINCONSITO CHAPIN	3831 INTERNATIONAL BLVD	Oakland	94601
1778	EL SALVADOR RESTAURANT	6520 FOOTHILL BLVD	Oakland	94605
1779	Oakfruitland LLC	4901 E12th St.	Oakland	94601
1780	The Earthgrains Baking Company, Inc	955 Kennedy Street	Oakland	94606
1781	DOUKKALA	4905 TELEGRAPH AVE	Oakland	94609
1782	EL TORERO TAQUERIA	5801 INTERNATIONAL BLVD	Oakland	94621
1783	EM DELI & CATERING	329 14TH ST	Oakland	94612
1784	EM PIZZA LLC	4395 PIEDMONT AVE UNIT A	Oakland	94611
1785	EMILS BURGER & BREAKFAST	3301 E 12TH ST STE 121	Oakland	94601
1786	ENSSARD ETHIOPIAN CUISINE	366 GRAND AVE # B	Oakland	94610
1787	EPICUREAN SOLUTIONS SF LLC	8929 MACARTHUR BLVD	Oakland	94605
1788	EQUATOR COFFEES LLC	175 BAY PL	Oakland	94610
1789	ERITREAN-C.C.C.C.	955 W GRAND AVE	Oakland	94607

ATTACHMENT C.4.1
City of Oakland
List of All Industrial and Commercial Facilities Requiring
Stormwater Inspections per MRP Provision C.4.b.ii.(2)(d)
FY 2019-2020

#	Business Name	Business Address	City	Zip Code
1790	ESPERANSA	2122 FRUITVALE AVE	Oakland	94601
1791	ESTRELLAS DE SINALOA	8119 SAN LEANDRO ST	Oakland	94621
1792	ETHIOPIAN KITCHEN	470 25TH ST	Oakland	94612
1793	EUROMIX DELICATESSEN	4301 PIEDMONT AVE STE C	Oakland	94611
1794	SHANGRI-LA VEGAN	4905 TELEGRAPH AVE	Oakland	94609
1795	EVERETT AND JONES BARBEQUE	4245 MACARTHUR BLVD	Oakland	94619
1796	3 RINGS MARKET	501 E 18TH ST	Oakland	94606
1797	UPTOWN BODY & FENDER	2118 BRUSH ST	Oakland	94612-1057
1798	EXPERSS LIQUOR & MARKET	1250 INTERNATIONAL BLVD	Oakland	94606
1799	EZ TAQUERIA	4013 TELEGRAPH AVE F	Oakland	94609
1800	FAIRFAX LIQUORS	5403 FOOTHILL BLVD	Oakland	94601
1801	SYBILS LIQUOR	501 E 18TH ST	Oakland	94606
1802	FAMILY FIRST	1112 INTERNATIONAL BLVD	Oakland	94606
1803	FAMILY MARKET	2222 62ND AVE	Oakland	94605
1804	FAMILY SUPERMARKET	1600 12TH ST	Oakland	94607
1805	FARLEYS EAST	33 GRAND AVE	Oakland	94612
1806	FARMER CITY MARKET	376 8TH ST	Oakland	94607
1807	FARMER JOE S MARKETPLACE INC	3501 MACARTHUR BLVD	Oakland	94619
1808	FARMER JOES MARKETPLACE, LP	3420 FRUITVALE AVE	Oakland	94602
1809	FARMERS PRODUCE CORPORATION	380 3RD ST	Oakland	94607
1810	FARMSTEAD CHEESES AND WINES LLC	6218 LA SALLE AVE	Oakland	94611
1811	INSURANCE COLLISION CENTER	504 E 10TH ST	Oakland	94606-2830
1812	NEW CENTURY AUTO BODY	504 E 10TH ST	Oakland	94606-2830
1813	FAT CAT CAFE	1720 TELEGRAPH AVE	Oakland	94612
1814	OAKLAND COLLISION CENTER	504 E 10TH ST	Oakland	94606-2830
1815	Safeway 3132	5100 Broadway	Oakland	94611
1816	FILIPPO'S	5400 COLLEGE AVE	Oakland	94618
1817	FISH KING	6447 INTERNATIONAL BLVD STE C	Oakland	94621
1818	FIST OF FLOUR PIZZA COMPANY	4166 MACARTHUR BLVD	Oakland	94619
1819	FIVE AND DIME GARDENS LLC dba LOST AND FOUND (LOST AND FOUND)	2040 TELEGRAPH AVE	Oakland	94612
1820	FLANTASTICO	3817 PENNIMAN AVE	Oakland	94619
1821	FLAVOR BRIGADE	3540 FRUITVALE AVE	Oakland	94602
1822	FLEURETS MARKET AND SPIRITS	1913 SAN PABLO AVE	Oakland	94612
1823	FLINTROY CATERING	1606 41ST AVE	Oakland	94601
1824	FLIP N SOUL	2103 12TH AVE	Oakland	94606
1825	FLIPPERS GOURMET BURGERS	2062 MOUNTAIN BLVD	Oakland	94611
1826	FLIPSIDE BURGER	3401 LAKESHORE AVE	Oakland	94610
1827	FLORA	1900 TELEGRAPH AVE	Oakland	94612
1828	FLO'S FRIENDLY FOODS LLC	13402 CAMPUS DR	Oakland	94619
1829	FLOWER LOUNGE RESTAURANT	2033 MACARTHUR BLVD	Oakland	94602
1830	FM-AM CATERING	3036 LOGAN ST	Oakland	94601

ATTACHMENT C.4.1
City of Oakland
List of All Industrial and Commercial Facilities Requiring
Stormwater Inspections per MRP Provision C.4.b.ii.(2)(d)
FY 2019-2020

#	Business Name	Business Address	City	Zip Code
1831	FONGS CAFE	6807 FOOTHILL BLVD	Oakland	94605
1832	FOOD 24 CONVENIENCE MARKET	2900 PARK BLVD	Oakland	94610
1833	SAFEWAY.COM	5100 BROADWAY	Oakland	94611
1834	Q SMOG CHECK TEST ONLY	5130 INTERNATIONAL BLVD	Oakland	94601-5218
1835	GEORGINA PUPUSERIA	5130 INTERNATIONAL BLVD	Oakland	94601
1836	FOOTHILL GROCERY	6512 FOOTHILL BLVD	Oakland	94605
1837	FOOTHILL MARKET	1906 FOOTHILL BLVD	Oakland	94606
1838	MELENDEZ FOOD	5130 INTERNATIONAL BLVD	Oakland	94601
1839	FORGE PIZZA DANVILLE LLC	66 FRANKLIN ST STE 100	Oakland	94607
1840	FORT GREEN	736 WASHINGTON ST	Oakland	94607
1841	FORTUNE COOKIE	1698 7TH ST	Oakland	94607
1842	FORTUNE RESTAURANT	940 WEBSTER ST	Oakland	94607
1843	FOUNTAIN CAFE/E & N GHATTAS, INC.	499 14TH ST STE 125	Oakland	94612
1844	FOUNTAIN GARDEN SEAFOOD RESTAURANT	3836 MACARTHUR BLVD	Oakland	94619
1845	FOUR BARREL COFFEE	325 MARTIN LUTHER KING JR WAY	Oakland	94607
1846	FOUR STAR MARKET	2884 38TH AVE	Oakland	94619
1847	BOSTON MARKET #1297	5132 BROADWAY	Oakland	94611-4620
1848	FRANNIE EXPRESS	3542 INTERNATIONAL BLVD	Oakland	94601
1849	FRATELLANZA CLUB	1140 66TH ST	Oakland	94608
1850	FRESH & BEST CAFE 2	1428 ALICE ST	Oakland	94612
1851	FRESH & NATURAL CAFE 101, LLC	3600 BROADWAY	Oakland	94611
1852	FRESH & NATURAL CAFE 74 LLC	12500 CAMPUS DR	Oakland	94619
1853	STARBUCKS CORPORATION #514	5132 BROADWAY	Oakland	94611
1854	FRIED CRAB FESTIVAL	6250 BROMLEY AVE	Oakland	94621
1855	GERMANY'S BEST	5291 COLLEGE AVE	Oakland	94618-1462
1856	FRISCO WHOLESALE PRODUCE	329 FRANKLIN ST	Oakland	94607
1857	FRUIT BAR JALISCO	4139 FOOTHILL BLVD	Oakland	94601
1858	ROCKRIDGE TWO WHEELS	5291 COLLEGE AVE	Oakland	94618-1462
1859	FRUITVALE LIQUOR INC	2678 FRUITVALE AVE	Oakland	94601
1860	EA AUTO PERFORMANCE	5315 SAN PABLO AVE	Oakland	94608-3023
1861	FULL HOUSE CAFE	326 7TH ST	Oakland	94607
1862	FUNG WONG BAKERY & CAFE	833 INTERNATIONAL BLVD STE D	Oakland	94606
1863	G & M LIQUOR	8301 INTERNATIONAL BLVD	Oakland	94621
1864	GALETO BRAZILIAN GRILL	1019 CLAY ST	Oakland	94607
1865	R H AUTO REPAIR	5315 SAN PABLO AVE	Oakland	94608-3023
1866	OVO TAVERN & EATERY	5319 MARTIN LUTHER KING JR WAY	Oakland	94609
1867	PEACH OLIVER'S KITCHEN	5319 MARTIN LUTHER KING JR WAY	Oakland	94609
1868	GATEWAY LIQUOR	5944 SAN PABLO AVE	Oakland	94608
1869	GAYLORDS CAFFE ESPRESSO	4150 PIEDMONT AVE	Oakland	94611
1870	GAZZALIS EXPRESS CORP	5908 SAN PABLO AVE	Oakland	94608
1871	TAMALES CRISTINA	5324 FOOTHILL BLVD	Oakland	94601
1872	GAZZALIS EXTRA CORPORATION	9828 INTERNATIONAL BLVD	Oakland	94603

ATTACHMENT C.4.1

City of Oakland

**List of All Industrial and Commercial Facilities Requiring
Stormwater Inspections per MRP Provision C.4.b.ii.(2)(d)
FY 2019-2020**

#	Business Name	Business Address	City	Zip Code
1873	GAZZALIS MARKET	7000 BANCROFT AVE	Oakland	94605
1874	GELATO FIRENZE/Q TEA BAR	478 LAKE PARK AVE # A	Oakland	94610
1875	GENE WAH	1710 E 12TH ST	Oakland	94606
1876	GENERAL LIQUOR & GROCERY	4301 MARKET ST	Oakland	94608
1877	GENNYS FIRE PIT	6637 BANCROFT AVE	Oakland	94605
1878	TAMALES EL CHALATECO	5324 FOOTHILL BLVD	Oakland	94601
1879	GERARDO MEXICAN RESTAURANT	3811 MACARTHUR BLVD	Oakland	94619
1880	GETA	165 41ST ST	Oakland	94611
1881	GIANT BURRITO	2540 SAN PABLO AVE	Oakland	94612
1882	GIANTS LIQUOR	7629 MACARTHUR BLVD	Oakland	94605
1883	GINZA	303 BROADWAY	Oakland	94607
1884	GLENNS HOT DOGS	3506 MACARTHUR BLVD	Oakland	94619
1885	GLOBAL CAFE	550 52ND ST	Oakland	94609
1886	TAMALES JOVANNI	5324 FOOTHILL BLVD	Oakland	94601
1887	GOGI TIME INC.	2600 TELEGRAPH AVE	Oakland	94612
1888	GOLD BEAR PRODUCE CORP	315 FRANKLIN ST	Oakland	94607
1889	GOLDEN GATE BELL LLC TACO BELL #30742	6900 BANCROFT AVE	Oakland	94605
1890	GOLDEN GATE BELL LLC TACO BELL #30756	2255 TELEGRAPH AVE	Oakland	94612
1891	GOLDEN GATE BELL LLC TACO BELL #30763	3535 35TH AVE	Oakland	94619
1892	GOLDEN GATE BELL LLC TACO BELL #30769	630 HEGENBERGER RD	Oakland	94621
1893	GOLDEN GATE DONUT	4201 TELEGRAPH AVE	Oakland	94609
1894	GOLDEN HOURS LIQUOR & MARKET	3201 INTERNATIONAL BLVD	Oakland	94601
1895	GOLDEN LOTUS VEGAN RESTAURANT	1301 FRANKLIN ST	Oakland	94612
1896	GOLDEN PEACOCK RESTAURANT	825 WEBSTER ST	Oakland	94607
1897	GOLDEN STATE MARKET	1334 PERALTA ST	Oakland	94607
1898	GOMES NURSERY	9875 MACARTHUR BLVD	Oakland	94605
1899	TAMALES LORENA	5324 FOOTHILL BLVD	Oakland	94601
1900	GOOD NEWS CAFE	155 17TH ST	Oakland	94612
1901	GOODNESS GRACIOUS SWEET POTATO PIES	9988 LAWLOR ST	Oakland	94605
1902	GOT JUICE	3841 MACARTHUR BLVD	Oakland	94619
1903	GOURMET DELIGHT RESTAURANT	701 WEBSTER ST	Oakland	94607
1904	GOURMET MARKET	1549 JACKSON ST	Oakland	94612
1905	GRAND AVE THAI CUISINE	384 GRAND AVE	Oakland	94610
1906	GRAND EXPRESS MARKET	363 GRAND AVE	Oakland	94610
1907	GRAND GOLDEN BAY BISTRO	400 E 12TH ST	Oakland	94606
1908	GRAND LAKE COFFEE	440 GRAND AVE STE 110	Oakland	94610
1909	GRAND LAKE KITCHEN	576 GRAND AVE	Oakland	94610
1910	GRAND LAKE THEATRE	3200 GRAND AVE	Oakland	94610
1911	GRAND PIEDMONT LIQUORS	3900 GRAND AVE	Oakland	94610
1912	GRANGE HALL	4901 TELEGRAPH AVE	Oakland	94609
1913	TAMALES SALVADORENOS	5324 FOOTHILL BLVD	Oakland	94601
1914	GREAT WALL CHINESE RESTAURANT	6247 COLLEGE AVE	Oakland	94618

ATTACHMENT C.4.1
City of Oakland
List of All Industrial and Commercial Facilities Requiring
Stormwater Inspections per MRP Provision C.4.b.ii.(2)(d)
FY 2019-2020

#	Business Name	Business Address	City	Zip Code
1915	A & B AUTO CENTER	5325 INTERNATIONAL BLVD	Oakland	94601-5701
1916	GRINDERS	2069 ANTIOCH CT	Oakland	94611
1917	GROCERY CAFE	2248 10TH AVE	Oakland	94606
1918	B & J TIRES & WHEELS INC	5325 INTERNATIONAL BLVD	Oakland	94601-5701
1919	GUAVA THE CARIBBEAN FOOD COMPANY	3332 HARRISON ST	Oakland	94611
1920	GUM KUO RESTAURANT	388 9TH ST STE 182	Oakland	94607
1921	GUM WAH RESTAURANT	345 8TH ST	Oakland	94607
1922	GUSSIES SOUTHERN TABLE AND BAR	2021 BROADWAY	Oakland	94612
1923	HADDON HILL CAFE	504 WESLEY AVE	Oakland	94606
1924	HALFTIME SPORTS BAR LLC	316 14TH ST	Oakland	94612
1925	HANDY MARKET	1801 57TH AVE	Oakland	94621
1926	HAPPY BURRITO #1	1616 WEBSTER ST	Oakland	94612
1927	HAPPY BURRITO II	564 14TH ST # A	Oakland	94612
1928	HAPPY DONUT & HOME FRIED CHICKEN	10807 MACARTHUR BLVD	Oakland	94605
1929	FAT CAT TIRES & SON, INC.	5401 COLISEUM WAY	Oakland	94601-5021
1930	Happy Donuts	378 17th street	Oakland	94612
1931	HAPPY GARDEN CHINESE RESTAURANT	4112 MACARTHUR BLVD	Oakland	94619
1932	HAPPY HOT DOG	10601 MACARTHUR BLVD	Oakland	94605
1933	HARNOOR NIJJAR PIZZ INC/ MOUNTAIN MIKES	2042 MOUNTAIN BLVD	Oakland	94611
1934	HARRYS MARKET	9002 MACARTHUR BLVD	Oakland	94605
1935	CHAGO PRODUCE	5401 COLISEUM WAY	Oakland	94601
1936	CHAS MARKET	5401 COLISEUM WAY	Oakland	94601
1937	COLISEUM SWAP MEET	5401 COLISEUM WAY	Oakland	94601
1938	HAWKER FARE INC	2300 WEBSTER ST	Oakland	94612
1939	HEAVENLY EYES BURGER & FRIES	4076 FOOTHILL BLVD	Oakland	94601
1940	HECTOR PRODUCE	3015 E 17TH ST	Oakland	94601
1941	FRACISCO OCHOA WHOLE GREEN TOMATOE	5401 COLISEUM WAY	Oakland	94601
1942	HEGENBERGER CAPITAL LLC (RESTAURANT)	150 HEGENBERGER RD	Oakland	94621
1943	FRESH FRUITS	5401 COLISEUM WAY	Oakland	94601
1944	HERNANDEZ MEATS	3811 INTERNATIONAL BLVD	Oakland	94601
1945	HIENS MARKET	1451 HARRISON ST	Oakland	94612
1946	GONZALEZS PRODUCE	5401 COLISEUM WAY	Oakland	94601
1947	HIGH XII CAFE	1111 FRANKLIN ST # B	Oakland	94607
1948	HIGHLAND MARKET	2467 HIGHLAND AVE	Oakland	94606
1949	HIGHWIRE COFFEE ROASTERS	5655 COLLEGE AVE STE 102	Oakland	94618
1950	HILS COOKING	3327 TELEGRAPH AVE APT 1	Oakland	94609
1951	HL'S CAFE	1952 MOUNTAIN BLVD	Oakland	94611
1952	HOLLY MARKET	7900 HOLLY ST	Oakland	94621
1953	HOLLYS MANDARIN FINE CHINESE CUISINE	4080 PIEDMONT AVE	Oakland	94611
1954	HOLY BASIL	5362 COLLEGE AVE	Oakland	94618
1955	HOLY GELATO	815 WASHINGTON ST STE B	Oakland	94607
1956	HOLY GRAIL	1738 89TH AVE	Oakland	94621

ATTACHMENT C.4.1
City of Oakland
List of All Industrial and Commercial Facilities Requiring
Stormwater Inspections per MRP Provision C.4.b.ii.(2)(d)
FY 2019-2020

#	Business Name	Business Address	City	Zip Code
1957	HOLY LAND KOSHER FOOD	677 RAND AVE	Oakland	94610
1958	HOME OF CHICKEN & WAFFLE	444 EMBARCADERO W	Oakland	94607
1959	HOME TOWN DONUT & LIQUOR & FOOD	93 8TH ST	Oakland	94607
1960	HOMEGROWN OAKLAND	6501 SAN PABLO AVE	Oakland	94608
1961	HOMEROOM	400 40TH ST	Oakland	94609
1962	HOMETOWN DONUTS # 3	5040 INTERNATIONAL BLVD STE A	Oakland	94601
1963	HOMETOWN GROCERY	241 10TH ST	Oakland	94607
1964	HONEY BAKED HAM, INC	4364 PIEDMONT AVE	Oakland	94611
1965	HONG KONG FAST FOOD RESTAURANT	900 MARKET ST STE C	Oakland	94607
1966	HONG KONG TRADING CO	449 9TH ST # 10A	Oakland	94607
1967	HONGS CAFE	1011 UNION ST	Oakland	94607
1968	HOPSCOTCH	1915 SAN PABLO AVE	Oakland	94612
1969	HORNITOS CAFE	3012 INTERNATIONAL BLVD	Oakland	94601
1970	HOT POT HOUSE	370 12TH ST	Oakland	94607
1971	HOTBIRD	500 VERNON ST APT 111	Oakland	94610
1972	HOUSE OF BAGELS	6104 LA SALLE AVE	Oakland	94611
1973	MAGNOS PRODUCE	5401 COLISEUM WAY	Oakland	94601
1974	HOUSE OF PRODUCE	4020 MACARTHUR BLVD	Oakland	94619
1975	HUDSON BAY CAFE, INC	5401 COLLEGE AVE	Oakland	94618
1976	HUNAN VILLAGE	3232 GRAND AVE	Oakland	94610
1977	HUNAN YUAN RESTAURANT	4100 REDWOOD RD STE 11	Oakland	94619
1978	PEREZ PRODUCE	5401 COLISEUM WAY	Oakland	94601
1979	HUONG QUE CAFE	1228 7TH AVE	Oakland	94606
1980	HUTCHBAR & KITCHEN	2022 TELEGRAPH AVE	Oakland	94612
1981	SERRANOS PRODUCE	5401 COLISEUM WAY	Oakland	94601
1982	IBS HOAGIES OAKLAND	400 21ST ST	Oakland	94612
1983	iCafe	950 International Ave	Oakland	94606
1984	ICHIRO	412 15TH ST	Oakland	94612
1985	IKAROS GREEK RESTAURANT	3268 GRAND AVE	Oakland	94610
1986	IKES LAIR	2204 BROADWAY	Oakland	94612
1987	IKES LOVE AND SANDWICHES	6300 COLLEGE AVE	Oakland	94618
1988	ILAVA HAWAIIAN BARBECUE	1446 HIGH ST	Oakland	94601
1989	IMPERIAL SOUP	723 WEBSTER ST	Oakland	94607
1990	IN N OUT BURGER #193	8300 OAKPORT ST	Oakland	94621
1991	INDIE FOOD HUB LLC	344 THOMAS L BERKLEY WAY STE 310A	Oakland	94612
1992	SUNSHINE'S SOUL FOOD	5401 COLISEUM WAY	Oakland	94601
1993	INTERNATIONAL LAO MARKET	1619 INTERNATIONAL BLVD	Oakland	94606
1994	YAQUELINE Y SU SABOR CUBANO	5401 COLISEUM WAY	Oakland	94601
1995	INTERNATIONAL TAQUERIA	7127 SAN LEANDRO ST	Oakland	94621
1996	ISLAND MARKET	2314 HIGH ST	Oakland	94601
1997	ISLERS LIQUOR	5285 FOOTHILL BLVD	Oakland	94601

ATTACHMENT C.4.1
City of Oakland
List of All Industrial and Commercial Facilities Requiring
Stormwater Inspections per MRP Provision C.4.b.ii.(2)(d)
FY 2019-2020

#	Business Name	Business Address	City	Zip Code
1998	ISSEY	460 GRAND AVE STE 214	Oakland	94610
1999	ITABA	3920 PIEDMONT AVE	Oakland	94611
2000	ITALIAN COLORS	2220 MOUNTAIN BLVD STE 100	Oakland	94611
2001	ITANI RAMEN 1736, LLC	1736 TELEGRAPH AVE	Oakland	94612
2002	ITS ALL GOOD BAKERY	5622 MARTIN LUTHER KING JR WAY	Oakland	94609
2003	ALEX AND ANGELS TIRES	5443 SHATTUCK AVE	Oakland	94609-1620
2004	J J BURGER	3415 GRAND AVE	Oakland	94610
2005	J J FISH AND CHICKEN / DAWALI CORPORATION	8035 INTERNATIONAL BLVD	Oakland	94621
2006	J. T. CATERING	881 41ST ST APT B	Oakland	94608
2007	JACK IN THE BOX #413	6510 TELEGRAPH AVE	Oakland	94609
2008	JACK IN THE BOX #420	2424 INTERNATIONAL BLVD	Oakland	94601
2009	JACK IN THE BOX #433	4425 TELEGRAPH AVE	Oakland	94609
2010	JACK IN THE BOX #533	532 HEGENBERGER RD	Oakland	94621
2011	JACKIE 209, INC	950 MARKET ST	Oakland	94607
2012	JACKSONS LIQUOR	739 E 12TH ST	Oakland	94606
2013	JADE PALACE CHINESE KITCHEN	2531 MACARTHUR BLVD	Oakland	94602
2014	JALISCO RESTAURANT	1721 INTERNATIONAL BLVD	Oakland	94606
2015	JALOS MARKET	2267 38TH AVE	Oakland	94601
2016	JAMBA JUICE	1982 PLEASANT VALLEY AVE	Oakland	94611
2017	JAMBA JUICE #103	500 12TH ST STE 129	Oakland	94607
2018	JAMES AND THE GIANT CUPCAKE LLC	341 17TH ST	Oakland	94612
2019	UPTOWN BODY & FENDER	401 26TH ST	Oakland	94612-2410
2020	JAX LIQUORS	502 FOOTHILL BLVD	Oakland	94606
2021	JELLAVENT MULTICONCEPT INVESTMENT	3810 TELEGRAPH AVE	Oakland	94609
2022	JENNY'S JAVA	4443 ANDERSON AVE	Oakland	94619
2023	JIMMYS SNACKS AND DELI	1600 BROADWAY STE 100	Oakland	94612
2024	JIN SING RESTAURANT	2068 35TH AVE	Oakland	94601
2025	JIREH MOBILE REPAIR LLC	8925 SAN LEANDRO ST BLDG C	Oakland	94621
2026	JJ FISH & CHICKEN	941 W GRAND AVE	Oakland	94607
2027	JJ FISH AND CHICKEN	6001 MACARTHUR BLVD	Oakland	94605
2028	JLH MONTCLAIR LLC	6106 LA SALLE AVE	Oakland	94611
2029	JONG GA RESTAURANT CORPORATION	372 GRAND AVE	Oakland	94610
2030	JOSHUAS GULFPORT SEAFOOD	2907 FRUITVALE AVE	Oakland	94602
2031	JRS MEAT	5660 MARKET ST	Oakland	94608
2032	J'S GIANT BURGER	1920 DENNISON ST	Oakland	94606
2033	JUDOKU SUSHI	3314 PIEDMONT AVE	Oakland	94611
2034	JUDOKU SUSHI ROCKRIDGE	5295 COLLEGE AVE	Oakland	94618
2035	JUDY'S BURGER	2691 FRUITVALE AVE	Oakland	94601
2036	JUICE - A - GO - GO	901 FRANKLIN ST STE 118	Oakland	94607
2037	JUICE JOINT EATERY	332 FRANK H OGAWA PLZ	Oakland	94612
2038	JULES THIN CRUST PIZZA	5804 COLLEGE AVE	Oakland	94618
2039	JUMPING JAVA	6606 SHATTUCK AVE	Oakland	94609

ATTACHMENT C.4.1
City of Oakland
List of All Industrial and Commercial Facilities Requiring
Stormwater Inspections per MRP Provision C.4.b.ii.(2)(d)
FY 2019-2020

#	Business Name	Business Address	City	Zip Code
2040	JUST DELICIOUS	1808 LEIMERT BLVD	Oakland	94602
2041	DISCOUNT AUTO SMOG CENTER	5443 SHATTUCK AVE	Oakland	94609-1620
2042	JUSTYNA 139 INC.	3734 MACARTHUR BLVD	Oakland	94619
2043	K & D MARKET	1100 24TH ST	Oakland	94607
2044	K W GOOD LUCK MARKET	717 WEBSTER ST	Oakland	94607
2045	J & M MEATS	545 9TH ST	Oakland	94607
2046	KAKUI INC	2060 MOUNTAIN BLVD STE B	Oakland	94611
2047	KAMDESH AFGHAN CUISINE	332 14TH ST	Oakland	94612
2048	KANG NAM	4419 TELEGRAPH AVE	Oakland	94609
2049	KANG TONG	3702 TELEGRAPH AVE	Oakland	94609
2050	KANSAI	4345 TELEGRAPH AVE	Oakland	94609
2051	KARIBBEAN CITY	1408 WEBSTER ST	Oakland	94612
2052	KASPERS HOT DOGS INC #1	2551 MACARTHUR BLVD	Oakland	94602
2053	KATRINA ROZELLE PASTRIES & DESSERTS	5931 COLLEGE AVE	Oakland	94618
2054	MEATCO INC	545 9TH ST	Oakland	94607
2055	KELLYS KAFE	1939 FRUITVALE AVE	Oakland	94601
2056	KEN S SIO, INC	600 E 15TH ST	Oakland	94606
2057	KHAO HOUSE	2744 COOLIDGE AVE	Oakland	94601
2058	GSC LOGISTICS INC	555 MARITIME ST	Oakland	94607-1012
2059	KILOVOLT COFFEE	1829 MANDELA PKWY	Oakland	94607
2060	KIM HUONG VIETNAMESE CUISINE	304 10TH ST	Oakland	94607
2061	KIMBALLS	522 2ND ST	Oakland	94607
2062	KINCAIDS #31	70 JACK LONDON SQ	Oakland	94607
2063	KING KONG BBQ RESTAURANT	3421 MACARTHUR BLVD	Oakland	94602
2064	KING KONG ROTISSERIE & CHINESE RESTAURANT	839 INTERNATIONAL BLVD	Oakland	94606
2065	KING MERCADO MARKET	5442 MARTIN LUTHER KING JR WAY	Oakland	94609
2066	KING OF GROCERY	395 8TH ST	Oakland	94607
2067	KINGS COFFEE SHOP	3000 38TH AVE	Oakland	94619
2068	SHIPPERS TRANSPORT EXPRESS	555 MARITIME ST	Oakland	94607-1012
2069	KINGSTON 11 CUISINE,LLC	2270 TELEGRAPH AVE	Oakland	94612
2070	KINJA SUSHI	357 GRAND AVE	Oakland	94610
2071	5601 A LLC	5601 San Leandro St.	Oakland	94601
2072	5601 B LLC	5601 San Leandro St.	Oakland	94601
2073	KOFFEE POT	2532 TELEGRAPH AVE	Oakland	94612
2074	KOMBU KITCHEN SF, LLC	1014 FRUITVALE AVE	Oakland	94601
2075	Korean Market Plaza	2354 Telegraph Avenue	Oakland	94612
2076	KOREAN SOUEL BBQ	6400 SHATTUCK AVE	Oakland	94609
2077	5601 C LLC	5601 San Leandro St.	Oakland	94601
2078	KORIS BIG RANCH	1370 BARROWS RD	Oakland	94610
2079	KORYO JAJANG	4390 TELEGRAPH AVE STE B	Oakland	94609
2080	KORYO RESTAURANT ON TELEGRAPH	4390 TELEGRAPH AVE STE I	Oakland	94609
2081	KORYO SUSHI	4390 TELEGRAPH AVE STE G	Oakland	94609

ATTACHMENT C.4.1
City of Oakland
List of All Industrial and Commercial Facilities Requiring
Stormwater Inspections per MRP Provision C.4.b.ii.(2)(d)
FY 2019-2020

#	Business Name	Business Address	City	Zip Code
2082	KOUZINA	2064 ANTIOCH CT	Oakland	94611
2083	KROAKLAND	320 OAKLAND AVE APT D	Oakland	94611
2084	Berry Creek Holdings, LLC	563 Julie Ann Way	Oakland	94621
2085	KUM WAH COMPANY	388 9TH ST STE 122	Oakland	94607
2086	L & S FISH CHIPS	326 E 18TH ST	Oakland	94606
2087	L & Y FOODS	1610 E 12TH ST	Oakland	94606
2088	L M S C INC	2775 TELEGRAPH AVE	Oakland	94612
2089	L VS HOUSE OF BARBEQUE	3214 MARTIN LUTHER KING JR WAY	Oakland	94609
2090	L. T. LIQUOR & GROCERY	7717 BANCROFT AVE	Oakland	94605
2091	LA BARCA MARKET	2701 E 9TH ST	Oakland	94601
2092	Green Gold Investment Corp.	563 Julie Ann Way	Oakland	94621
2093	LA BONITA TAQUERIA	2200 BROADWAY	Oakland	94612
2094	LA CALACA LOCA(BISTRO INVESTORS,LLC)	5199 TELEGRAPH AVE	Oakland	94609
2095	LA CHATA	346 14TH ST	Oakland	94612
2096	MARKET HALL PRODUCE	5655 COLLEGE AVE	Oakland	94618
2097	LA COLMENA PRODUCE MARKET	4825 INTERNATIONAL BLVD	Oakland	94601
2098	LA DORA LLC/CAFE ROMANAT	462 SANTA CLARA AVE	Oakland	94610
2099	LA ESTRELLA MARKET	3800 FOOTHILL BLVD	Oakland	94601
2100	LA ESTRELLITA CAFE	446 E 12TH ST	Oakland	94606
2101	LA FAVORITA	1433 FRUITVALE AVE	Oakland	94601
2102	LA FLAMME	344 THOMAS L BERKLEY WAY 310	Oakland	94612
2103	LA FRONTERA RESTAURANT & BAR	4481 INTERNATIONAL BLVD	Oakland	94601
2104	LA FUENTE DE LA SALUD	3914 INTERNATIONAL BLVD	Oakland	94601
2105	LA FURIA CHALACA RESTAURANT	310 BROADWAY	Oakland	94607
2106	LA HACIENDA RESTAURANT	2045 MACARTHUR BLVD	Oakland	94602
2107	LA MEXICANA RESTAURANT	3930 INTERNATIONAL BLVD	Oakland	94601
2108	LA PERLA DEL PACIFICO	4149 FOOTHILL BLVD	Oakland	94601
2109	OLIVETO CAFE RESTAURANT	5655 COLLEGE AVE	Oakland	94618
2110	ARCO 07026	566 Hegenberger Rd	Oakland	94621
2111	UPTOWN BODY & FENDER	456 25TH ST	Oakland	94612-2409
2112	EL CARRETERO	5701 FOOTHILL BLVD	Oakland	94605
2113	SAFELAND MARKET	5701 FOOTHILL BLVD	Oakland	94605
2114	LA RAZA MARKET	5040 INTERNATIONAL BLVD STE B	Oakland	94601
2115	CA Operating Co LLC	5733 San Leandro St.	Oakland	94601
2116	LA SALSA	501 14TH ST STE 24	Oakland	94612
2117	LA VERA OWENS	2915 22ND AVE	Oakland	94606
2118	LADYFINGERS	150 SANTA CLARA AVE	Oakland	94610
2119	LADYS CATERING/LADYS PLACE	10606 BEVERLY AVE # 105	Oakland	94603
2120	LAFARANCHIS LIQUOR	3500 MACARTHUR BLVD	Oakland	94619
2121	LAKE CHALET LLC	1520 LAKESIDE DR	Oakland	94612
2122	LAKE FOOD CENTER	1585 MADISON ST	Oakland	94612
2123	LAKE MERRIT SUPER	346 GRAND AVE	Oakland	94610

ATTACHMENT C.4.1
City of Oakland
List of All Industrial and Commercial Facilities Requiring
Stormwater Inspections per MRP Provision C.4.b.ii.(2)(d)
FY 2019-2020

#	Business Name	Business Address	City	Zip Code
2124	LAKEHURST HALL DINING	1569 JACKSON ST	Oakland	94612
2125	LAKESHORE CAFE	3257 LAKESHORE AVE	Oakland	94610
2126	LAKESHORE NATURAL FOODS	3321 LAKESHORE AVE	Oakland	94610
2127	LAKESHORE PRODUCE AND HEALTH FOOD	3312 LAKESHORE AVE	Oakland	94610
2128	LAKEVIEW COFFEE SHOP	2834 LAKESHORE AVE	Oakland	94610
2129	LANE-E KEFA COFFEE	77 8TH ST STE 182	Oakland	94607
2130	LANESPLITTER PIZZA	536 LAKE PARK AVE	Oakland	94610
2131	LARAZA MARKET #2	1700 SEMINARY AVE	Oakland	94621
2132	LAS MARIANAS RESTAURANT	1957 84TH AVE	Oakland	94621
2133	LAS PALMAS	2682 FRUITVALE AVE	Oakland	94601
2134	LAS VEGAS SMOKE SHOP	8231 INTERNATIONAL BLVD	Oakland	94621
2135	LAYONNA VEGETARIAN HEALTH FOOD, INC.	443 8TH ST	Oakland	94607
2136	LAZEEZA	10 HEGENBERGER RD STE B	Oakland	94621
2137	LE CHEVAL RESTAURANT	1007 CLAY ST	Oakland	94607
2138	LEE SANDWICH	530 E 12TH ST	Oakland	94606
2139	LEES DONUTS	4496 BROADWAY STE A	Oakland	94611
2140	LEES DONUTS # 12	6652 BANCROFT AVE	Oakland	94605
2141	LEES MARKET #2	6342 SHATTUCK AVE	Oakland	94609
2142	LEMON PEPPER	1060 E 12TH ST	Oakland	94606
2143	LENA'S SOUL FOOD	6403 FOOTHILL BLVD	Oakland	94605
2144	LEVEL 13 INC	341 13TH ST	Oakland	94612
2145	LG SUPERMARKET, INC	325 10TH ST	Oakland	94607
2146	LIBA FALAFEL INC	380 17TH ST	Oakland	94612
2147	Carousel Bay LLC	5733 San Leandro St.	Oakland	94621
2148	LIN JIA ASIAN KITCHEN	3437 LAKESHORE AVE	Oakland	94610
2149	LINCOLN SQUARE LIQUORS	4100 REDWOOD RD # 17	Oakland	94619
2150	BHUGAYS KATSU CURRY	578 14TH ST	Oakland	94612-1443
2151	LITTLE BISTRO	1464 WEBSTER ST	Oakland	94612
2152	LITTLE CAESARS	2218 MACARTHUR BLVD	Oakland	94602
2153	LITTLE SHIN SHIN	4260 PIEDMONT AVE	Oakland	94611
2154	LITTLEFIELD PLACE	1433 MYRTLE ST	Oakland	94607
2155	LIZETTA'S SOUTHERN SOUL FOOD KITCHEN & BBQ	8245 GOLF LINKS RD	Oakland	94605
2156	LOADS ICE CREAM AND CANDY	5942 MACARTHUR BLVD STE A	Oakland	94605
2157	LOADS ICE-CREAM	2825 MACARTHUR BLVD	Oakland	94602
2158	LOCOCOS RESTAURANT & PIZZERIA	4270 PIEDMONT AVE	Oakland	94611
2159	LOIS THE PIE QUEEN	851 60TH ST	Oakland	94608
2160	LOLAS TAMALES & FRUIT	3100 SUMMIT ST	Oakland	94609
2161	LONG HING SUPERMARKET INC	830 INTERNATIONAL BLVD	Oakland	94606
2162	LONG PAT MARKET	716 FRANKLIN ST	Oakland	94607
2163	LOS 2 CUATES	501 85TH AVE	Oakland	94621
2164	LOS CAMELLEOS TIENDA	5913 INTERNATIONAL BLVD	Oakland	94621
2165	LOS CAMELLOS	5911 INTERNATIONAL BLVD # 5913	Oakland	94621

ATTACHMENT C.4.1**City of Oakland****List of All Industrial and Commercial Facilities Requiring
Stormwater Inspections per MRP Provision C.4.b.ii.(2)(d)
FY 2019-2020**

#	Business Name	Business Address	City	Zip Code
2166	LOS CANTAROS RESTAURANT & TAQUERIA	336 GRAND AVE	Oakland	94610
2167	LOS COCOS RESTAURANT	1449 FRUITVALE AVE	Oakland	94601
2168	LOS COMALES	2105 MACARTHUR BLVD	Oakland	94602
2169	LOS DOS GALLOS TAQUERIA	5901 INTERNATIONAL BLVD	Oakland	94621
2170	LOS HERMANOS PRODUCE MARKET	1723 FRUITVALE AVE	Oakland	94601
2171	LOS MEXICANOS MARKET/BAY FARM PRODUCE	1244 HIGH ST	Oakland	94601
2172	LOS OLIVOS RESTAURANT	3010 FOOTHILL BLVD	Oakland	94601
2173	Lost & Found Beer Garden	2040 Telegraph Avenue	Oakland	94612
2174	LOTUS FALAFEL AND SHAWERMA	1814 FRANKLIN ST STE 6G	Oakland	94612
2175	LOUISES KITCHEN	6730 COLTON BLVD	Oakland	94611
2176	SUNNYSIDE CATERING & BISCUITS	578 14TH ST	Oakland	94612
2177	LOUISIANA FISH & CHIPS	2817 TELEGRAPH AVE	Oakland	94609
2178	LOVO RESTAURANTS CNB	3425 TELEGRAPH AVE APT 8	Oakland	94609
2179	LUCASEY MFG CORP	2744 E 11TH ST	Oakland	94601
2180	LUCIA ESPRESSO	5225 SHATTUCK AVE # B	Oakland	94609
2181	LUCKY 88	2126 INTERNATIONAL BLVD	Oakland	94606
2182	LUCKY DONUTS & SANDWICHES INC	4010 MACARTHUR BLVD	Oakland	94619
2183	LUCKY EXPRESS	10700 MACARTHUR BLVD STE 5C	Oakland	94605
2184	LUCKY SEAFOOD MARKET INC	1201 E 12TH ST	Oakland	94606
2185	LUCKY THREE SEVENS	2868 FRUITVALE AVE	Oakland	94601
2186	LUCKY TWO	1901 103RD AVE	Oakland	94603
2187	LUCKYS SPOT MARKET	700 FOOTHILL BLVD	Oakland	94606
2188	LUIS COFFEE SHOP	5390 BANCROFT AVE	Oakland	94601
2189	LUKAS LLC	2221 BROADWAY	Oakland	94612
2190	LULA RESTAURANT	2805 TELEGRAPH AVE	Oakland	94609
2191	LUSTERS LIQUOR	10625 INTERNATIONAL BLVD	Oakland	94603
2192	LY LUCK CHINESE RESTAURANT	3537 FRUITVALE AVE	Oakland	94602
2193	LYNN & LU'S ESCAPADE CAFE	3353 GRAND AVE	Oakland	94610
2194	LYONS LIQUOR INC	4100 FOOTHILL BLVD	Oakland	94601
2195	M & A LAKESIDE MARKET, INC.	136 14TH ST	Oakland	94612
2196	M & S KITCHEN	6336 SHATTUCK AVE	Oakland	94609
2197	MAC KHAI	417 7TH ST LOWR UNIT	Oakland	94607
2198	MACARTHUR DELI	5929 MACARTHUR BLVD	Oakland	94605
2199	MADISONS RESTAURANT	1800 MADISON ST	Oakland	94612
2200	Boss Strategies	580 Julia Ann Way	Oakland	94621
2201	MAI BANH MI	6601 TELEGRAPH AVE	Oakland	94609
2202	MAIN SQUEEZE	3435 LAKESHORE AVE	Oakland	94610
2203	MALYS DONUT & BURGER	144 14TH ST	Oakland	94612
2204	MAMA AFRICA	2655 WALLACE ST	Oakland	94606
2205	Valero	2740 98th Ave	Oakland	94605
2206	LINS EXPRESS	5800 BANCROFT AVE	Oakland	94605
2207	MAMA'S ROYAL CAFE	4012 BROADWAY	Oakland	94611

ATTACHMENT C.4.1
City of Oakland
List of All Industrial and Commercial Facilities Requiring
Stormwater Inspections per MRP Provision C.4.b.ii.(2)(d)
FY 2019-2020

#	Business Name	Business Address	City	Zip Code
2208	MANBUNDTs	414 29TH AVE STE 2	Oakland	94601
2209	SHOP RITE SUPERMARKET	5800 BANCROFT AVE	Oakland	94605
2210	MANNA CORPORATE FOOD SVC INC	1950 FRANKLIN ST FL 2	Oakland	94612
2211	MARC 29	4915 TELEGRAPH AVE	Oakland	94609
2212	MARHABA	1437 FRANKLIN ST	Oakland	94612
2213	MARIAS MARKET	7229 INTERNATIONAL BLVD	Oakland	94621
2214	MARICA	5301 COLLEGE AVE	Oakland	94618
2215	MARIPOSA BAKING	5427 TELEGRAPH AVE # D3	Oakland	94609
2216	TACOS LA COSTENA	5800 BANCROFT AVE	Oakland	94605
2217	MARISCOS LA COSTA	3625 INTERNATIONAL BLVD	Oakland	94601
2218	Jade Smile Garden	5831 San Leandro St.	Oakland	94621
2219	MARKET ONE	3301 E 12TH ST STE 131	Oakland	94601
2220	MARKET STREET MCDONALDS	800 MARKET ST	Oakland	94607
2221	MARKS PAINT MART	4211 TELEGRAPH AVE	Oakland	94609
2222	Prince Nursery LLC	5831 San Leandro St.	Oakland	94621
2223	MARTHA'S TAMALES	333 MARKET ST	Oakland	94607
2224	Universal Cultivating Gardens	5831 San Leandro St.	Oakland	94621
2225	MARUFUKU RAMEN	4828 TELEGRAPH AVE	Oakland	94609
2226	MARWA MARKET	2956 TELEGRAPH AVE	Oakland	94609
2227	MARZANO RESTAURANT	4214 PARK BLVD	Oakland	94602
2228	MASALA CUISINE	7912 INTERNATIONAL BLVD	Oakland	94621
2229	MAY KONG MARKET	1613 INTERNATIONAL BLVD	Oakland	94606
2230	Mayway Corporation	1338 Mandell parkway	Oakland	94607
2231	MAZATLAN	2001 FRUITVALE AVE	Oakland	94601
2232	BEER BARON	5900 COLLEGE AVE	Oakland	94618-1326
2233	TOAST	5900 COLLEGE AVE	Oakland	94618
2234	MCDONALDS	4010 ALAMEDA AVE	Oakland	94601
2235	MCDONALDS #10235	6300 INTERNATIONAL BLVD	Oakland	94621
2236	MCDONALDS OF OAKLAND #1666	2520 E 12TH ST	Oakland	94601
2237	MCDONALDS RESTAURANT # 11834	640 HEGENBERGER RD	Oakland	94621
2238	MCDONALDS RESTAURANT #7100	9725 INTERNATIONAL BLVD	Oakland	94603
2239	BLUE NILE XPRESS	5973 SHATTUCK AVE	Oakland	94609
2240	THE BRICK PIGS HOUSE (BASB)	5973 SHATTUCK AVE	Oakland	94609
2241	MELROSE MARKET	4840 MELROSE AVE	Oakland	94601
2242	MERRITT STATION CAFE	614 GRAND AVE STE 1A	Oakland	94610
2243	MESOB ETHIOPIAN RESTAURANT	4301 PIEDMONT AVE # B	Oakland	94611
2244	METROPOLITAN GOLF CAFE & BANQUENT FACILI	10505 DOOLITTLE DR	Oakland	94603
2245	MEWS MARKET	992 105TH AVE	Oakland	94603
2246	Mexicali Rose Restaurant	701 Clay St	Oakland	94607
2247	MEXPOBAJA	313 FRANKLIN ST	Oakland	94607
2248	MI CARNAL	2755 FOOTHILL BLVD	Oakland	94601
2249	MI GRULLENSE #2	2925 INTERNATIONAL BLVD	Oakland	94601

ATTACHMENT C.4.1
City of Oakland
List of All Industrial and Commercial Facilities Requiring
Stormwater Inspections per MRP Provision C.4.b.ii.(2)(d)
FY 2019-2020

#	Business Name	Business Address	City	Zip Code
2250	MI GRULLENSE #3	3053 INTERNATIONAL BLVD # 3	Oakland	94601
2251	MI GRULLEUSE	1457 FRUITVALE AVE	Oakland	94601
2252	CORNBREADS CATERING SERVICE	6018 MACARTHUR BLVD	Oakland	94605
2253	MI RANCHITO MARKET	3326 FOOTHILL BLVD	Oakland	94601
2254	MI ZACATECAS MEXICAN FOOD	9896 MACARTHUR BLVD 9	Oakland	94605
2255	MICHEL BISTRO	3343 LAKESHORE AVE	Oakland	94610
2256	MICROS MARKET	4428 MARTIN LUTHER KING JR WAY	Oakland	94609
2257	R & U BBQ	6018 MACARTHUR BLVD	Oakland	94605
2258	MIEN TAY RESTAURANT	1218 15TH AVE	Oakland	94606
2259	MIJORI INC	3260 GRAND AVE	Oakland	94610
2260	MIKES MINI MART	8917 MACARTHUR BLVD	Oakland	94605
2261	MILE HIGH CLUB LLC	3629 MARTIN LUTHER KING JR WAY	Oakland	94609
2262	MILIKI RESTURANT	3725 MACARTHUR BLVD	Oakland	94619
2263	MILKY WAY COFFEE	1724 MANDELA PKWY 3	Oakland	94607
2264	MILLENIUM MARKET	1741 MARKET ST	Oakland	94607
2265	MILLENNIUM	5912 COLLEGE AVE	Oakland	94618
2266	MILLET	4987 SHAFTER AVE # A	Oakland	94609
2267	MILLS FOOD CENTER	5911 MACARTHUR BLVD	Oakland	94605
2268	MILLS HOAGIES SHOP	5930 MACARTHUR BLVD	Oakland	94605
2269	CASTRO TIRE AUTO SALES & SERVICE	6101 SAN PABLO AVE	Oakland	94608-2225
2270	SAN PABLO TIRES	6101 SAN PABLO AVE	Oakland	94608-2225
2271	MINI MARKET	2001 96TH AVE	Oakland	94603
2272	MISS BIRDIES CATERING COMPANY	1445 HARRISON ST STE 269	Oakland	94612
2273	MISS SAIGON	3345 GRAND AVE STE 5	Oakland	94610
2274	MISSION MARKET FOOD	8719 INTERNATIONAL BLVD	Oakland	94621
2275	MISTURA	3858 PIEDMONT AVE	Oakland	94611
2276	MITHAPHEAP MARKET	1400 INTERNATIONAL BLVD STE C	Oakland	94606
2277	MLK CAFE	3860 MARTIN LUTHER KING JR WAY	Oakland	94609
2278	MOBY COFFEE & TEA TRADER	5901 BROADWAY APT 9	Oakland	94618
2279	MOCKINGBIRD	416 13TH ST	Oakland	94612
2280	MODIGLIANI CARRYOUT & CATERING LLC	3208 GRAND AVE	Oakland	94610
2281	MOES BBQ ON WHEELS & PEGGY TOO	9004 SENECA ST	Oakland	94605
2282	MOJOE CAFE	160 14TH ST STE A	Oakland	94612
2283	MOLCAJETE RESTAURANT	1734 WEBSTER ST	Oakland	94612
2284	MOMMA WANDAS KITCHEN	3301 64TH AVE PL 1	Oakland	94605
2285	MOMO'S BBQ	3016 MACARTHUR BLVD	Oakland	94602
2286	MOM'S BUN MI	1400 14TH AVE A	Oakland	94606
2287	MONG HOANG COFFEE SHOP	1910 INTERNATIONAL BLVD # A	Oakland	94606
2288	76 C-STOP	6125 TELEGRAPH AVE	Oakland	94609-1324
2289	MONSTER PHO	3905 BROADWAY	Oakland	94611
2290	MONTE VISTA FOOD CENTER	4000 PIEDMONT AVE	Oakland	94611
2291	MONTSES CAFE	155 FILBERT ST STE 100	Oakland	94607

ATTACHMENT C.4.1
City of Oakland
List of All Industrial and Commercial Facilities Requiring
Stormwater Inspections per MRP Provision C.4.b.ii.(2)(d)
FY 2019-2020

#	Business Name	Business Address	City	Zip Code
2292	MORAGA EMERALD INC BK#2288	4200 INTERNATIONAL BLVD	Oakland	94601
2293	UNITED PACIFIC # 5192	6125 TELEGRAPH AVE	Oakland	94609-1324
2294	MOSES COFFEE HOUSE, INC	1575 7TH ST	Oakland	94607
2295	MOUNTAIN MIKES PIZZA	1830 WEBSTER ST	Oakland	94612
2296	MOUNTAIN MIKE'S PIZZA	4870 TELEGRAPH AVE	Oakland	94609
2297	MOUNTAIN MIKES PIZZA, LLC	528 GRAND AVE	Oakland	94610
2298	MR GREEN BUBBLE LLC	4299 PIEDMONT AVE STE D	Oakland	94611
2299	MR. ESPRESSO	696 3RD ST	Oakland	94607
2300	MSSD MANAGEMENT INC.	1330 JACKSON ST	Oakland	94612
2301	MUA	2442 WEBSTER ST	Oakland	94612
2302	MUDITA RAMEN	4000 BROOKDALE AVE	Oakland	94619
2303	MUN-CHEEZE PIZZA & GRILL	1259 JEFFERSON ST B	Oakland	94612
2304	MUSIC CAFE	251 9TH ST	Oakland	94607
2305	MY GOODS MARKET #5191	449 HEGENBERGER RD	Oakland	94621
2306	MZ KETTLES BBQ CHICKEN & RIBS	2676 FRUITVALE AVE	Oakland	94601
2307	N A MARKET	3147 ADELINE ST	Oakland	94608
2308	NAK KING KALE	433 ADAMS ST #2E	Oakland	94610
2309	NAMA	3400 FRUITVALE AVE	Oakland	94602
2310	NAMASTE PIZZA	5942 SAN PABLO AVE	Oakland	94608
2311	NAN CAFE	734 WEBSTER ST	Oakland	94607
2312	NASSAN MARKET	3401 ADELINE ST	Oakland	94608
2313	NATIONS NO 7	317 BROADWAY	Oakland	94607
2314	NATURE VEGETARIAN RESTAURANT	1116 FRANKLIN ST	Oakland	94607
2315	NAWAH MARKET AND DELI	5489 FOOTHILL BLVD	Oakland	94601
2316	NEECHA THAI	3236 GRAND AVE	Oakland	94610
2317	NELSON CATERING	2220 10TH AVE	Oakland	94606
2318	NELSON MYERS LLC	1300 CLAY ST STE 164'	Oakland	94612
2319	COLISEUM TRANSMISSIONS	6161 COLISEUM WAY	Oakland	94621-4096
2320	NEW D&K MARKET INC.	378 8TH ST	Oakland	94607
2321	NEW GOLD MEDAL RESTAURANT	389 8TH ST	Oakland	94607
2322	NEW GRAND LAKE MARKET	3217 GRAND AVE	Oakland	94610
2323	NEW GROWERS PRODUCE LLC	218 FRANKLIN ST	Oakland	94607
2324	TACOS LAS RANCHERITAS	6161 COLISEUM WAY	Oakland	94621
2325	NEW HOP LUNG MARKET	878 WEBSTER ST	Oakland	94607
2326	NEW LAKESIDE CAFE	326 23RD ST STE D	Oakland	94612
2327	NEW OCEAN FOOD MARKET	3252 INTERNATIONAL BLVD	Oakland	94601
2328	NEW SAIGON MARKET	443 9TH ST	Oakland	94607
2329	Crane City Nursery LLC	6161 Coliseum Way	Oakland	94621
2330	Earl D. Johnson	6161 Coliseum Way	Oakland	94621
2331	NGAY	1623 INTERNATIONAL BLVD	Oakland	94606
2332	NICKS LIQUOR	2401 ADELINE ST	Oakland	94607
2333	NICKS PIZZA MADE IN OAKLAND, LLC	6211 SHATTUCK AVE	Oakland	94609

ATTACHMENT C.4.1
City of Oakland
List of All Industrial and Commercial Facilities Requiring
Stormwater Inspections per MRP Provision C.4.b.ii.(2)(d)
FY 2019-2020

#	Business Name	Business Address	City	Zip Code
2334	NIDO	444 OAK ST	Oakland	94607
2335	NIKKI'S	25 REDDING PL	Oakland	94619
2336	NIKKO'S RESTAURANT	340 23RD AVE	Oakland	94606
2337	NINNA	4066 PIEDMONT AVE	Oakland	94611
2338	NO NO BURGER	399 ADAMS ST	Oakland	94610
2339	NO WORRIES	2800 21ST AVE APT 27	Oakland	94606
2340	NOAH'S NEW YORK BAGELS	5095 TELEGRAPH AVE A-1	Oakland	94609
2341	NOAHS NEW YORK BAGELS #2102	2060 MOUNTAIN BLVD	Oakland	94611
2342	Lien A. Lo	6161 Coliseum Way	Oakland	94621
2343	NOODLE THEORY	6099 CLAREMONT AVE	Oakland	94618
2344	NOODLE THEORY PROVISIONS	5849 SAN PABLO AVE	Oakland	94608
2345	NORCAL POPEYES #9091	1200 CLAY ST	Oakland	94612
2346	NORCAL POPEYES #9929	3080 E 9TH ST	Oakland	94601
2347	NORTH BEACH DELI & CATERING INC	308 JACKSON ST STE 5	Oakland	94607
2348	Xiaofeng Luo (Green Rush Management)	6161 Coliseum Way	Oakland	94621
2349	Kris Wong	6163 Coliseum Way	Oakland	94621
2350	Xiaofen Luo (Markvision Biotech Inc.	6163 Coliseum Way	Oakland	94621
2351	NUTRICION Y BIENESTAR	1459 35TH AVE	Oakland	94601
2352	NYUM BAI	3340 E 12TH ST 11	Oakland	94601
2353	AUTOMASTERS	6200 SHATTUCK AVE	Oakland	94609-1237
2354	OAK TREE MARKET	1454 HIGH ST	Oakland	94601
2355	OAKLAND EXPRESS MARKET	10319 INTERNATIONAL BLVD	Oakland	94603
2356	OAKLAND EXPRESS SNACK SHOP	10314 INTERNATIONAL BLVD	Oakland	94603
2357	OAKLAND FRUIT BARS INC	840 5TH AVE	Oakland	94606
2358	OAKLAND GRILL	311 FRANKLIN ST	Oakland	94607
2359	OAKLAND HALAL MEAT MARKET	3101 TELEGRAPH AVE	Oakland	94609
2360	OAKLAND I-TEA INC.	388 9TH ST STE 125A	Oakland	94607
2361	OAKLAND KOSHER FOODS, INC,	3419 LAKESHORE AVE	Oakland	94610
2362	OAKLAND LIQUORS AND MARKET	1335 E 17TH ST	Oakland	94606
2363	OAKLAND MARKET	1000 18TH ST	Oakland	94607
2364	LOGANS AUTO MASTERS LLC	6200 SHATTUCK AVE	Oakland	94609-1237
2365	ALASKA GASOLINE INC	6211 SAN PABLO AVE	Oakland	94608-2227
2366	OAKPORT CAFE	7677 OAKPORT ST STE 150	Oakland	94621
2367	OAKS MARKET	10501 FOOTHILL BLVD	Oakland	94605
2368	OAKTOWN EATS INC	1999 HARRISON ST # 1800	Oakland	94612
2369	OAKTOWN MARKET & LIQUOR	3133 HIGH ST	Oakland	94619
2370	OAKTOWN RAMP LLC	402 15TH ST	Oakland	94612
2371	OAKTREE MARKET	1601 28TH AVE	Oakland	94601
2372	OASIS LOUNGE	344 GRAND AVE	Oakland	94610
2373	OBELISCO	3411 E 12TH ST STE 110	Oakland	94601
2374	OBS COFFEE SHOP	729 WASHINGTON ST	Oakland	94607
2375	THE BURRITO TRUCK	6211 SAN PABLO AVE	Oakland	94608

ATTACHMENT C.4.1
City of Oakland
List of All Industrial and Commercial Facilities Requiring
Stormwater Inspections per MRP Provision C.4.b.ii.(2)(d)
FY 2019-2020

#	Business Name	Business Address	City	Zip Code
2376	OHGANE RESTAURANT	3915 BROADWAY	Oakland	94611
2377	OK MARKET	7994 MACARTHUR BLVD	Oakland	94605
2378	OLD BROOKLYN CAFE & BAKERY	2228 BROADWAY	Oakland	94612
2379	OLD KAN BEER & COMPANY	95 LINDEN ST STE 11	Oakland	94607
2380	OLD WEANG PING VILLAGE	6217 MACARTHUR BLVD	Oakland	94605
2381	OLE OLE BURRITO EXPRESS	588 14TH ST	Oakland	94612
2382	LA RAZA MARKET AND DELI AND MEAT	6225 INTERNATIONAL BLVD	Oakland	94621
2383	ONE STOP LIQUORS & GROCERIES	8400 INTERNATIONAL BLVD	Oakland	94621
2384	ONI SUSHI, INC.	6100 LA SALLE AVE	Oakland	94611
2385	OPD SNACK BAR	455 7TH ST	Oakland	94607
2386	OPEN	406 15TH ST	Oakland	94612
2387	OR HOK INVESTMENT INC	3943 PIEDMONT AVE	Oakland	94611
2388	ORCHIDS THAI	4133 PIEDMONT AVE	Oakland	94611
2389	RAAZA KWICK WAY AND DELI	6225 INTERNATIONAL BLVD	Oakland	94621
2390	ORGANIC MAMA	1089 26TH ST APT 205	Oakland	94607
2391	ORIENTAL BBQ TOWN	6101 TELEGRAPH AVE	Oakland	94609
2392	ORLANDO MARKET	2940 LINDEN ST	Oakland	94608
2393	OSMANTHUS	6048 COLLEGE AVE	Oakland	94618
2394	OTAEZ MEXICATESSEN, INC.	3872 INTERNATIONAL BLVD	Oakland	94601
2395	PHILZ COFFEE INC.	6310 COLLEGE AVE	Oakland	94618
2396	P & M MARKET	1405 34TH ST	Oakland	94608
2397	PACHIS HOT DOGS	6115 E 17TH ST	Oakland	94621
2398	PACIFIC COAST TREASURES	6577 VALLEY VIEW RD	Oakland	94611
2399	PACIFIC RIM PRODUCE	202 FRANKLIN ST	Oakland	94607
2400	PAGARUNG THAI CUISINE	6200 ANTIOCH ST	Oakland	94611
2401	PAILIN RESTAURANT	2045 FOOTHILL BLVD B	Oakland	94606
2402	PAMA'S KITCHEN	722 WASHINGTON ST	Oakland	94607
2403	PANADERIA EL PUEBLO	10228 INTERNATIONAL BLVD	Oakland	94603
2404	SAFEWAY INC #2870 (RETAIL)	6310 COLLEGE AVE	Oakland	94618
2405	PANAMA BAY COFFEE	3701 BROADWAY	Oakland	94611
2406	PANAMA BAY COFFEE COMPANY	3801 HOWE ST	Oakland	94611
2407	PANDA EXPRESS #1022	8333 OAKPORT ST	Oakland	94621
2408	PANDA EXPRESS #1330	500 12TH ST # B132	Oakland	94607
2409	PANDA EXPRESS #2958	5108 BROADWAY K108	Oakland	94611
2410	PANDA KITCHEN	138 14TH ST	Oakland	94612
2411	PAPA JOHN	3301 E 12TH ST STE 117	Oakland	94601
2412	PAPA JOHNS	5412 SAN PABLO AVE B	Oakland	94608
2413	PARADISE PARK CAFE	6334 SAN PABLO AVE	Oakland	94608
2414	PARAMOUNT LIQUOR STORE	2045 FOOTHILL BLVD	Oakland	94606
2415	PARK BURGER	4218 PARK BLVD	Oakland	94602
2416	PARK LIQUORS	828 FRANKLIN ST	Oakland	94607
2417	PARRAS RESTAURANT	3284 INTERNATIONAL BLVD	Oakland	94601

ATTACHMENT C.4.1
City of Oakland
List of All Industrial and Commercial Facilities Requiring
Stormwater Inspections per MRP Provision C.4.b.ii.(2)(d)
FY 2019-2020

#	Business Name	Business Address	City	Zip Code
2418	ALEXIA AUTOMOTRIZ	6410 INTERNATIONAL BLVD	Oakland	94621-3854
2419	PASTINOS PASTA & PIZZA	4207 PARK BLVD	Oakland	94602
2420	PATTY'S & BUNS BURGER	2852 MOUNTAIN BLVD	Oakland	94602
2421	GARCIAS BRAKES	6410 INTERNATIONAL BLVD	Oakland	94621-3854
2422	PEERLESS COFFEE COMPANY, INC.	260 OAK ST	Oakland	94607
2423	PEETS COFFEE & TEA	5095 TELEGRAPH AVE STE 1	Oakland	94609
2424	PEETS COFFEE & TEA INC	4050 PIEDMONT AVE	Oakland	94611
2425	PEETS COFFEE AND TEA	2066 ANTIOCH CT	Oakland	94611
2426	ALL-MART	6421 INTERNATIONAL BLVD	Oakland	94621
2427	PENNY SAVER MKT & LIQUOR	4800 FOOTHILL BLVD	Oakland	94601
2428	PENROSE & SONS FINE MEATS & SPIRITS	3311 GRAND AVE	Oakland	94610
2429	PEONY SEAFOOD RESTAURANT	388 9TH ST STE 288	Oakland	94607
2430	PEOPLES COMMUNITY MARKET	1814 FRANKLIN ST STE 800	Oakland	94612
2431	PEOPLES KITCHEN COLLECTIVE LLC	1615 8TH ST	Oakland	94607
2432	FOOD TOWN MARKET	6421 INTERNATIONAL BLVD	Oakland	94621
2433	PERLE	2058 MOUNTAIN BLVD	Oakland	94611
2434	PETES MARKET	6243 AVENAL AVE	Oakland	94605
2435	PHAT MATTS BBQ	3415 TELEGRAPH AVE	Oakland	94609
2436	PHILLYS CHEESESTEAK & MORE LLC	2293 INTERNATIONAL BLVD	Oakland	94606
2437	BROOKS AND JOHNSON TRUCKING	650 85TH AVE	Oakland	94621-1223
2438	PHNOM PENH RESTAURANT	3912 MACARTHUR BLVD	Oakland	94619
2439	PHO ANH DAO OAKLAND	280 E 18TH ST	Oakland	94606
2440	PHO HOA LAO	720 INTERNATIONAL BLVD	Oakland	94606
2441	PHO KING RESTAURANT	638 INTERNATIONAL BLVD	Oakland	94606
2442	PHO VY VIETNAMESE CUISINE	401 INTERNATIONAL BLVD	Oakland	94606
2443	PHUONG LAM HUYNH	8470 PARDEE DR	Oakland	94621
2444	PHUONG NAM RESTAURANT	1615 CLAY ST	Oakland	94612
2445	PIEDMONT GROCERY CO	4038 PIEDMONT AVE	Oakland	94611
2446	PIEOLOGY PIZZERIA	5132 BROADWAY STE C-102	Oakland	94611
2447	PIETISSERIE, LLC	1605 2ND AVE	Oakland	94606
2448	J.A.V. TRUCKING COM.	650 85TH AVE	Oakland	94621-1223
2449	1ST QUALITY AUTO	6528 INTERNATIONAL BLVD	Oakland	94621-3644
2450	PIZZA CITY	2935 FOOTHILL BLVD STE A	Oakland	94601
2451	PIZZA GUYS 172	3522 FOOTHILL BLVD	Oakland	94601
2452	PIZZA LOVE	900 MARKET ST STE E	Oakland	94607
2453	FAST & QUALITY AUTO REPAIR	6528 INTERNATIONAL BLVD	Oakland	94621-3644
2454	PIZZA NATION INC	4919 TELEGRAPH AVE	Oakland	94609
2455	PLANK	98 BROADWAY	Oakland	94607
2456	PLANTED TABLE	550 2ND ST	Oakland	94607
2457	HARRYS OAKLAND AUTO SERVICE LLC	6548 FOOTHILL BLVD	Oakland	94605-2017
2458	PLAYA AZUL	2818 INTERNATIONAL BLVD	Oakland	94601
2459	PLENTY	1825 SAN PABLO AVE STE 1A	Oakland	94612

ATTACHMENT C.4.1
City of Oakland
List of All Industrial and Commercial Facilities Requiring
Stormwater Inspections per MRP Provision C.4.b.ii.(2)(d)
FY 2019-2020

#	Business Name	Business Address	City	Zip Code
2460	RESTORATION VEHICLE MAIN. & REPAIR	6548 FOOTHILL BLVD	Oakland	94605-2017
2461	POPEYES FRIED CHICKEN	7007 INTERNATIONAL BLVD	Oakland	94621
2462	POPULAR MARKET	1088 98TH AVE	Oakland	94603
2463	Ken Betts Montclair Chevron	6550 MORAGA AVE	Oakland	94611
2464	Montclair Chevron	6550 Moraga Ave	Oakland	94611-2820
2465	PORTAL	1611 2ND AVE	Oakland	94606
2466	PORTOFINO CAFE	3936 TELEGRAPH AVE	Oakland	94609
2467	POWERED BY PORK, LLC	344 THOMAS L BERKLEY WAY STE 310	Oakland	94612
2468	PPG PAINTS	3356 PIEDMONT AVE	Oakland	94611
2469	ANTHONY'S AUTO COLLISION CENTER	6598 SAN PABLO AVE	Oakland	94608-1284
2470	OAKLAND PANEL CRAFT	6598 SAN PABLO AVE	Oakland	94608-1284
2471	K AUTO REPAIR SHOP	6714 INTERNATIONAL BLVD	Oakland	94621-3502
2472	PRIMAVERA	4800 BROADWAY	Oakland	94611
2473	PRIMOS MARKET	4730 INTERNATIONAL BLVD	Oakland	94601
2474	PROPOSITION CHICKEN	3260 LAKESHORE AVE	Oakland	94610
2475	PROSPECT PARK SANDWICHES	1633 BROADWAY	Oakland	94612
2476	PROYECTO DIAZ, LLC	910 81ST AVE STE 15	Oakland	94621
2477	K&Y AUTO REPAIR	6714 INTERNATIONAL BLVD	Oakland	94621-3502
2478	TOM AUTO	6714 INTERNATIONAL BLVD	Oakland	94621-3502
2479	PUPUSAS SALVADORENAS	1462 HIGH ST A	Oakland	94601
2480	FOOTHILL COLLISION CENTER	6821 FOOTHILL BLVD	Oakland	94605-2496
2481	PURE CATERING	1831 8TH AVE	Oakland	94606
2482	PURPLE PEPPER PIZZA	4496 BROADWAY	Oakland	94611
2483	PYRAMIDS	3100 HIGH ST	Oakland	94619
2484	Q & Q FOODS CATERING	2708 RITCHIE ST	Oakland	94605
2485	Q & S MARKET	1524 100TH AVE	Oakland	94603
2486	Qi Dumpling Lounge	3300 GRAND AVE	Oakland	94610
2487	QUALITY DONUT	6860 SUNKIST DR	Oakland	94605
2488	QUALITY PAINT & REPAIR	71 SHADOW MTN	Oakland	94605
2489	OAKLAND'S CUSTOM CRAFTERS	6821 FOOTHILL BLVD	Oakland	94605-2496
2490	WAYNES EASTBAY AUTO BODY AND DETAIL	6821 FOOTHILL BLVD	Oakland	94605-2496
2491	QUEEN'S CAJUN SEAFOOD	2211 INTERNATIONAL BLVD	Oakland	94606
2492	Allison Hayes	685 85th Ave.	Oakland	94621
2493	QUICK BITE	1511 FRANKLIN ST	Oakland	94612
2494	CannaPlex Regulatory	685 85th Ave.	Oakland	94621
2495	QUICKLY	328 10TH ST # 119	Oakland	94607
2496	QUICKLY E. 12TH	609 E 12TH ST	Oakland	94606
2497	Jason Hicks	685 85th Ave.	Oakland	94621
2498	PRATHER RANCH MEAT COMPANY	700 JULIE ANN WAY	Oakland	94621
2499	QUIK STOP MARKET NO 52	401 MERRITT AVE	Oakland	94610
2500	QUINNS LIGHTHOUSE RESTAURANT	51 EMBARCADERO CV	Oakland	94606

ATTACHMENT C.4.1
City of Oakland
List of All Industrial and Commercial Facilities Requiring
Stormwater Inspections per MRP Provision C.4.b.ii.(2)(d)
FY 2019-2020

#	Business Name	Business Address	City	Zip Code
2501	PREFERRED MEATS, INC	700 JULIE ANN WAY	Oakland	94621
2502	QUYNH TRUC CAFE	1939 INTERNATIONAL BLVD	Oakland	94606
2503	R & R SUSHI & BOWLS	4151 PIEDMONT AVE	Oakland	94611
2504	AUTO ZONE 3371	7200 BANCROFT AVE	Oakland	94605-2403
2505	R AND R FOOD COMPANY	324 8TH ST	Oakland	94607
2506	CVS / PHARMACY #8431	7200 BANCROFT AVE	Oakland	94605-2403
2507	RAILROAD STOP DELI	1210 26TH ST	Oakland	94607
2508	RAINBOW ITALIAN ICE	40 WOODCLIFF CT	Oakland	94605
2509	RAMEN SHOP	5812 COLLEGE AVE	Oakland	94618
2510	RANCHO MARKET	1950 FRUITVALE AVE	Oakland	94601
2511	RANG DONG RESTAURANT	724 WEBSTER ST	Oakland	94607
2512	BURGER KING	7200 BANCROFT AVE	Oakland	94605
2513	RAWR COFFEE BAR	2869 BROADWAY	Oakland	94611
2514	RAZZOS PIZZA AND SALAD	4312 MACARTHUR BLVD	Oakland	94619
2515	RCI PRODUCE	409 2ND ST	Oakland	94607
2516	RED BAY COFFEE	3098 E 10TH ST	Oakland	94601
2517	RED BOY PIZZA LEIMERT	1500 LEIMERT BLVD	Oakland	94602
2518	RED SEA RESTAURANT	5200 CLAREMONT AVE	Oakland	94618
2519	REEM'S CALIFORNIA LLC	3301 E 12TH ST 133	Oakland	94601
2520	REFUGEE WOMEN'S EMPOWERMENT CATERING GROUP	3170 HIGH ST	Oakland	94619
2521	RESTAURANT 4 CAMINOS	3800 SAN LEANDRO ST	Oakland	94601
2522	RESTAURANTE DONA TOMAS	5004 TELEGRAPH AVE	Oakland	94609
2523	RESTAURANTE LA GRAN CHIQUITA	3503 INTERNATIONAL BLVD	Oakland	94601
2524	REVOLVE CAFE & JUICE BAR	1714 FRANKLIN ST	Oakland	94612
2525	REX MARKET	8733 D ST	Oakland	94621
2526	RHIZOCALI	1309 CENTER ST	Oakland	94607
2527	Riaz Capital - Artthaus	2744 E 11th Street	Oakland	94601
2528	RIKYU JAPANESE RESTAURANT	5335 COLLEGE AVE	Oakland	94618
2529	RIMY MEDITERRANEAN GROCERY & GRILL	900 MARKET ST STE B	Oakland	94607
2530	RIO CALIFORNIA	1233 PRESERVATION PARK WAY	Oakland	94612
2531	RIVER NILE MARKET	3105 TELEGRAPH AVE	Oakland	94609
2532	MC DONALDS #23467	7200 BANCROFT AVE	Oakland	94605
2533	Alvin Odom	722 105th Ave.	Oakland	94603
2534	ROCKIN CRAWFISH	211 FOOTHILL BLVD STE B	Oakland	94606
2535	ROCKRIDGE CAFE	5492 COLLEGE AVE	Oakland	94618
2536	ROCKRIDGE IMPROVEMENT CLUB	5515 COLLEGE AVE	Oakland	94618
2537	ROCKYS MARKET	1440 LEIMERT BLVD	Oakland	94602
2538	RODERICKS	2708 98TH AVE	Oakland	94605
2539	Carlton Williams	722 105th Ave.	Oakland	94621
2540	ROKEN RESTAURANT	3701 GRAND AVE	Oakland	94610
2541	ROLLING DUNES CREPE HOUSE	3331 LAKESHORE AVE	Oakland	94610

ATTACHMENT C.4.1
City of Oakland
List of All Industrial and Commercial Facilities Requiring
Stormwater Inspections per MRP Provision C.4.b.ii.(2)(d)
FY 2019-2020

#	Business Name	Business Address	City	Zip Code
2542	ROLLS ROYCE CAFE	7200 EARHART RD	Oakland	94621
2543	ROMA COFFEE BAR	1221 BROADWAY # 42	Oakland	94612
2544	ROOZ CAFE	1918 PARK BLVD	Oakland	94606
2545	ROSALIES TASTE OF NEW ORLEANS	5833 BANCROFT AVE	Oakland	94605
2546	ROSAS CATERING	7621 MACARTHUR BLVD	Oakland	94605
2547	ROSINES GINGER JUICE	1552 BEACH ST STE C	Oakland	94608
2548	John Harlow	722 105th Ave.	Oakland	94621
2549	ROSS FOODS MARKET	9261 INTERNATIONAL BLVD	Oakland	94603
2550	ROUND TABLE PIZZA	5095 TELEGRAPH AVE STE E	Oakland	94609
2551	ROWAID MARKET	2123 90TH AVE	Oakland	94603
2552	5 Leaf	725 E11th St.	Oakland	94606
2553	ROXANNAS	2422 57TH AVE	Oakland	94605
2554	ROYAL FOOD SUPERMARKET	7615 MACARTHUR BLVD	Oakland	94605
2555	ROYALTEA USA	702 WEBSTER ST	Oakland	94607
2556	RSVP CATERING	2963 107TH AVE	Oakland	94605
2557	RUTHS BUKA	5250 FOOTHILL BLVD	Oakland	94601
2558	S & N MARKET	3222 MARTIN LUTHER KING JR WAY	Oakland	94609
2559	S AND S MARKET	2235 35TH AVE	Oakland	94601
2560	S M S MARKET	1049 55TH ST	Oakland	94608
2561	SAEEDS MARKET	5035 E 12TH ST	Oakland	94601
2562	A-1 Nursery	725 E11th St.	Oakland	94606
2563	FLORES AUTO BODY	7340 INTERNATIONAL BLVD	Oakland	94621-2861
2564	SAFEWAY STORES INC #1119	3747 GRAND AVE	Oakland	94610
2565	SAFEWAY STORES INC #3132	5130 BROADWAY	Oakland	94611
2566	INTERNATIONAL TRANSMISSION COMPLETE AUTO CARE	7340 INTERNATIONAL BLVD	Oakland	94621-2861
2567	SAFEWAY STORES INC #654	2096 MOUNTAIN BLVD	Oakland	94611
2568	SAFEWAY STORES INC #908	3550 FRUITVALE AVE	Oakland	94602
2569	PACIFIC TRANSLOAD SERVICES	737 BAY ST	Oakland	94607-1100
2570	SAHN MARU KOREAN BBQ	4315 TELEGRAPH AVE	Oakland	94609
2571	SAIGON MARKET	2331 TELEGRAPH AVE	Oakland	94612
2572	SAIGON RESTAURANT	326 FRANK H OGAWA PLZ	Oakland	94612
2573	SAINT ANNA COFFEE SHOP	326 8TH ST	Oakland	94607
2574	SAKURA BISTRO	388 9TH ST STE 268	Oakland	94607
2575	SALAM HALAL MARKET	999 7TH ST	Oakland	94607
2576	SALEEM MARKET	1200 78TH AVE	Oakland	94621
2577	SALS DELI	904 INTERNATIONAL BLVD	Oakland	94606
2578	SALT PARTNERS LLC	3303 SAN PABLO AVE	Oakland	94608
2579	CAL-MAR FOODS	737 BAY ST	Oakland	94607
2580	SAM'S CARRYOUT	6432 INTERNATIONAL BLVD	Oakland	94621
2581	SAMURAI SUSHI BOAT	3336 GRAND AVE	Oakland	94610
2582	SAN FRANCISCO RESTAURANT	8418 INTERNATIONAL BLVD	Oakland	94621

ATTACHMENT C.4.1
City of Oakland
List of All Industrial and Commercial Facilities Requiring
Stormwater Inspections per MRP Provision C.4.b.ii.(2)(d)
FY 2019-2020

#	Business Name	Business Address	City	Zip Code
2583	SAN PABLO LIQUOR	2363 SAN PABLO AVE	Oakland	94612
2584	SANA MARKET	3710 TELEGRAPH AVE	Oakland	94609
2585	CHANNEL SYSTEMS INC	74 98TH AVE	Oakland	94603-1002
2586	SANTO COYOTE RESTAURANT	4806 INTERNATIONAL BLVD	Oakland	94601
2587	SAVE MORE MARKET	4219 PARK BLVD	Oakland	94602
2588	SAV-MOR LIQUORS	1333 PERALTA ST	Oakland	94607
2589	SAYSETHA RESTAURANT	6230 TELEGRAPH AVE	Oakland	94609
2590	SCHOOL MARKET	3051 SCHOOL ST	Oakland	94602
2591	SCOTTS SEAFOOD GRILL & BAR	2 BROADWAY	Oakland	94607
2592	SEAHORSE'S CATERING SERVICE	2624 RICHIE ST	Oakland	94605
2593	SECURITY LIQUOR & GROCERY	201 INTERNATIONAL BLVD	Oakland	94606
2594	SEISON	495 10TH ST	Oakland	94607
2595	SELAM MEAT, FRUITS & VEGETABLE SALES	3210 MARTIN LUTHER KING JR WAY	Oakland	94609
2596	SELAM RESTAURANT	2786 MARTIN LUTHER KING JR WAY	Oakland	94612
2597	SEOUL GOM TANG II	3801 TELEGRAPH AVE	Oakland	94609
2598	SEQUOIA DINER	3719 MACARTHUR BLVD	Oakland	94619
2599	PACIFIC PANELS	74 98TH AVE	Oakland	94603-1002
2600	SERVICE SYSTEMS ASSOCIATES INC.	9773 GOLF LINKS RD	Oakland	94605
2601	SERVICIOS ALFARO	4200 FOOTHILL BLVD	Oakland	94601
2602	SHAAN NORTH & SOUTH INDIAN CUSINE	3434 FRUITVALE AVE	Oakland	94602
2603	SHAKEWELL LLC	3407 LAKESHORE AVE	Oakland	94610
2604	SHAN DONG MANDARIN RESTAURANT	324 10TH ST # 101	Oakland	94607
2605	SHANGHAI RESTAURANT	930 WEBSTER ST	Oakland	94607
2606	EAST BAY ALUMINUM TANK	740 JULIE ANN WAY	Oakland	94621-4005
2607	SHANGRILA VEGAN ORGANIC CAFE	4001 LINDEN ST	Oakland	94608
2608	SHARIFS MARKET	1044 WILLOW ST	Oakland	94607
2609	SHEBA	3969 TURNLEY AVE	Oakland	94605
2610	Sheba Dining	371 13th St	Oakland	94612
2611	SHERWIN-WILLIAMS COMPANY #8143	559 66TH AVE	Oakland	94621
2612	SHIBA RAMEN CORP	1438 BROADWAY	Oakland	94612
2613	SHIMIZU SUSHI INC	4290 PIEDMONT AVE	Oakland	94611
2614	SHOGUN JAPANESE SUSHI & STEAK	3417 GRAND AVE	Oakland	94610
2615	SHOOTING STAR CAFE	1022 WEBSTER ST	Oakland	94607
2616	GREEN WASTE RECYCLING	740 JULIE ANN WAY	Oakland	94621-4005
2617	SHOPPERS MARKET	2101 23RD AVE	Oakland	94606
2618	SHRI BALAJI, INC	6447 INTERNATIONAL BLVD STE E	Oakland	94621
2619	SIAM BAY AUTHENTIC THAI CUISINE	1009 CLAY ST	Oakland	94607
2620	SIDAMO FOODS	3622 TELEGRAPH AVE	Oakland	94609
2621	SIDEBAR	542 GRAND AVE	Oakland	94610
2622	SIDESHOW	942 STANFORD AVE	Oakland	94608
2623	SIERRA MARKET LLC	311 OAK ST	Oakland	94607
2624	SILVER CINEMAS ACQUISITION CO	4186 PIEDMONT AVE	Oakland	94611

ATTACHMENT C.4.1
City of Oakland
List of All Industrial and Commercial Facilities Requiring
Stormwater Inspections per MRP Provision C.4.b.ii.(2)(d)
FY 2019-2020

#	Business Name	Business Address	City	Zip Code
2625	ADELINE GROCERY INC	749 ADELINE ST	Oakland	94607
2626	SIMPLY GREEK	4060 PIEDMONT AVE	Oakland	94611
2627	SINCERE SEAFOOD, INC.	907 WASHINGTON ST STE C	Oakland	94607
2628	GREEN VALLEY MEAT	749 ADELINE ST	Oakland	94607
2629	SKEWERS MED-DELIGHT, INC	1109 OAK ST 101	Oakland	94607
2630	SKY CHEFS, INC	50 ARMSTRONG WAY	Oakland	94621
2631	SKY MARKET	2645 14TH AVE	Oakland	94606
2632	SKYLINE PIZZA	4400 KELLER AVE STE 200	Oakland	94605
2633	SLAINTE BAR	131 BROADWAY	Oakland	94607
2634	DAVES MUFFLER, BRAKE & RADIATOR SERVICE	7744 INTERNATIONAL BLVD	Oakland	94621-2730
2635	SMART & FINAL STORES LLC	933 BROADWAY	Oakland	94607
2636	SMART & FINAL STORES LLC (RETAIL)	1243 42ND AVE	Oakland	94601
2637	SMELLYS CREOLE CATERING LLC	420 14TH ST	Oakland	94612
2638	SMOKE N BARREL BBQ	1714 FRANKLIN ST # 100342	Oakland	94612
2639	SNOW WHITE COFFEE	3824 PIEDMONT AVE	Oakland	94611
2640	SOBO RAMEN	388 9TH ST STE 186	Oakland	94607
2641	SODEXO OPERATIONS LLC	1850 ALICE ST	Oakland	94612
2642	SOI FOUR RESTAURANT	5421 COLLEGE AVE	Oakland	94618
2643	SOMBERO MEXICAN CAFE	9101 INTERNATIONAL BLVD	Oakland	94603
2644	SON 142, INC.	6035 TELEGRAPH AVE	Oakland	94609
2645	SOO & DAVIDS	5475 REDWOOD RD	Oakland	94619
2646	SOPRANOS PIZZA	326 23RD ST STE A	Oakland	94612
2647	SOUL BOWL'Z CURBSIDE LLC	3338 72ND AVE	Oakland	94605
2648	SOUTHERN CAFE AT 2000 MACARTHUR LLC	2000 MACARTHUR BLVD	Oakland	94602
2649	SAMS SMOG TEST ONLY	7744 INTERNATIONAL BLVD	Oakland	94621-2730
2650	SOUTHIE	6311 COLLEGE AVE	Oakland	94618
2651	SOUZAS LIQUORS	396 12TH ST	Oakland	94607
2652	LOPEZ TIRES RECYCLING	7915 INTERNATIONAL BLVD	Oakland	94621-2615
2653	SOY	4130 REDWOOD RD	Oakland	94619
2654	SPARKYS RESTURANT LLC	4120 REDWOOD RD	Oakland	94619
2655	SPECIALTY FOODS INC	535 8TH ST	Oakland	94607
2656	SPENCETTA'S KITCHEN CATERING SERVICES	3810 FOOTHILL BLVD	Oakland	94601
2657	LOPEZ-TZINZUN TIRES AND BRAKES	7915 INTERNATIONAL BLVD	Oakland	94621-2615
2658	SPICE MONKEY	1628 WEBSTER ST	Oakland	94612
2659	SPINNING DOUGH	2935 MARKET ST	Oakland	94608
2660	SPLURGE CATERING & SPECIAL EVENTS	4700 LOWREY RD	Oakland	94605
2661	SPROUTS FARMERS MARKET	3035 BROADWAY	Oakland	94611
2662	SPUN SPIRAL FRIES	3545 KLAMATH ST	Oakland	94602
2663	STAR LIQUOR	7940 INTERNATIONAL BLVD	Oakland	94621
2664	STAR PIZZA AND DELI	3109 TELEGRAPH AVE	Oakland	94609
2665	STARBUCKS	3013 BROADWAY	Oakland	94611
2666	Bertrand Vick	80 Swan Way	Oakland	94621

ATTACHMENT C.4.1
City of Oakland
List of All Industrial and Commercial Facilities Requiring
Stormwater Inspections per MRP Provision C.4.b.ii.(2)(d)
FY 2019-2020

#	Business Name	Business Address	City	Zip Code
2667	STARBUCKS COFFEE #10942	2251 BROADWAY # D	Oakland	94612
2668	STARBUCKS COFFEE #11453	1211 EMBARCADERO	Oakland	94606
2669	STARBUCKS COFFEE #2994	801 BROADWAY	Oakland	94607
2670	STARBUCKS COFFEE #47057	222 BROADWAY STE 4	Oakland	94607
2671	STARBUCKS COFFEE #5710	4098 PIEDMONT AVE	Oakland	94611
2672	STARBUCKS COFFEE #5751	3060 E 9TH ST STE A	Oakland	94601
2673	STARBUCKS COFFEE #625	1200 CLAY ST STE 58	Oakland	94612
2674	STARBUCKS COFFEE #9206	315 THOMAS L BERKLEY WAY # 39449	Oakland	94612
2675	STARBUCKS COFFEE #9861	185 98TH AVE	Oakland	94603
2676	RAGO & SON INC	1029 51ST AVE	Oakland	94601-5653
2677	STAR-LIGHTS DONUTS AND ICE CREAM	900 MARKET ST STE D	Oakland	94607
2678	STARLINE SOCIAL CLUB LLC	645 W GRAND AVE	Oakland	94612
2679	STARS AND STRIPES CAFE	1212 FRUITVALE AVE	Oakland	94601
2680	STATE SIDE	587 15TH ST	Oakland	94612
2681	STAY GOLD DELI	2635 SAN PABLO AVE	Oakland	94612
2682	STEEP WATER LLC	5316 COLLEGE AVE	Oakland	94618
2683	STICKY RICE CAFE	2810 INTERNATIONAL BLVD	Oakland	94601
2684	STOMACH KONSULT	3404 CHAMPION ST	Oakland	94602
2685	STORK CLUB	2330 TELEGRAPH AVE	Oakland	94612
2686	SUBROSA COFFEE 40TH	419 40TH ST	Oakland	94609
2687	SUBROSA COFFEE MLK	4008 MARTIN LUTHER KING JR WAY	Oakland	94609
2688	SUBWAY # 50316	290 E 18TH ST	Oakland	94606
2689	SUBWAY (NG GREWAL INC.)	4415 FOOTHILL BLVD	Oakland	94601
2690	SUBWAY (NGNS GREWAL INC)	6341 SHATTUCK AVE	Oakland	94609
2691	SUBWAY SANDWICHES & SALADS	3301 E 12TH ST STE 175	Oakland	94601
2692	ORTIZ TIRES & WHEELS	8001 INTERNATIONAL BLVD	Oakland	94621-2478
2693	SUBWAY SANDWICHES SALAD	4300 MACARTHUR BLVD	Oakland	94619
2694	SUGARSWEET COOKIES & CAKE STUDIO	5855 MACARTHUR BLVD	Oakland	94605
2695	SUKHO THAI	5498 COLLEGE AVE	Oakland	94618
2696	SUM YEE PASTRY	918 WEBSTER ST	Oakland	94607
2697	SUN BEAM MARKET	1400 ADELINE ST	Oakland	94607
2698	SUN HING MEAT MARKET	386 8TH ST	Oakland	94607
2699	SUN HOP FAT #1	501 E 12TH ST	Oakland	94606
2700	SUN SANG SUPERMARKET INC	751 INTERNATIONAL BLVD	Oakland	94606
2701	SUN SING PASTRY	382 8TH ST	Oakland	94607
2702	SUN TIN SUNG SUPER MARTKET LLC	310 7TH ST	Oakland	94607
2703	TACOS EL DRAGON	8001 INTERNATIONAL BLVD	Oakland	94621
2704	SUNRISE MARKET	1880 22ND AVE	Oakland	94606
2705	Careem Robinson	810 81st Ave.	Oakland	94621
2706	SUPER DISCOUNT	3229 FOOTHILL BLVD	Oakland	94601
2707	SUPER JUICED LLC	540 9TH ST	Oakland	94607

ATTACHMENT C.4.1
City of Oakland
List of All Industrial and Commercial Facilities Requiring
Stormwater Inspections per MRP Provision C.4.b.ii.(2)(d)
FY 2019-2020

#	Business Name	Business Address	City	Zip Code
2708	SUPER MERCADO MI PUEBLO	2838 INTERNATIONAL BLVD	Oakland	94601
2709	Valero	3315 High street	Oakland	94619-1817
2710	SUPERMERCADO MI TIERRA III	9520 INTERNATIONAL BLVD	Oakland	94603
2711	SUPERMERCADO MI TIERRA LLC	2758 FRUITVALE AVE	Oakland	94601
2712	SUPERMERCADO MI TIERRA, LLC	1470 HIGH ST	Oakland	94601
2713	SUPREMA MEATS	955 57TH ST # B	Oakland	94608
2714	Scientific Platers Inc	9809 Kitty Ln	Oakland	94603
2715	SUSHI PARK JAPANESE RESTAURANT	4209 PARK BLVD	Oakland	94602
2716	SUSHI VILLA	367 17TH ST	Oakland	94612
2717	SUYA AFRICAN CARIBBEAN GRILL	408 22ND ST	Oakland	94612
2718	SWANKY CATERING AND EVENTS	2300 23RD AVE	Oakland	94606
2719	WALGREENS #1536	3434 HIGH ST	Oakland	94619
2720	Walgreens #1536	3434 High Street	Oakland	94619
2721	SWEETHEART CAFE & TEA	315 9TH ST	Oakland	94607
2722	Zenview	1100 8th Ave.	Oakland	94606
2723	T & K CAFE	337 8TH ST	Oakland	94607
2724	T & L MEAT MARKET	2701 SAN PABLO AVE	Oakland	94612
2725	T C LIVEFISH	1751 E 20TH ST	Oakland	94606
2726	Taco Oaxaca	4717 Foothill	Oakland	94601
2727	TACO OAXACO	2115 104TH AVE	Oakland	94603
2728	TACO TIJUANA 4 PAREDES	1212 37TH AVE	Oakland	94601
2729	Channel Group of Oakland	8133 Capwell Dr.	Oakland	94621
2730	Estuary Group of Oakland, Inc.	8133 Capwell Dr.	Oakland	94621
2731	Benito Valencia	8135 Capwell Dr.	Oakland	94621
2732	Capitol Coca Inc.	8135 Capwell Dr.	Oakland	94621
2733	CRUZ TIRE TRUCK REPAIR & TRUCK PARTS	8255 SAN LEANDRO ST	Oakland	94621-1904
2734	EAST BAY TRUCK WASH	8255 SAN LEANDRO ST	Oakland	94621-1904
2735	GJ SERVICES	8255 SAN LEANDRO ST	Oakland	94621-1904
2736	TACOS EL PELON	1600 102ND AVE	Oakland	94603
2737	TACOS EL ULTIMO BAILE	722 30TH ST	Oakland	94609
2738	TACOS GUADALAJARA	4400 INTERNATIONAL BLVD	Oakland	94601
2739	ROBERTO TRUCK REPAIR	8255 SAN LEANDRO ST	Oakland	94621-1904
2740	SF Oakland Truck Stop	8255 San Leandro St	Oakland	94621
2741	TACOS LOS CUATES	9117 BURR ST	Oakland	94605
2742	7 DAY TIRE AND SHOP	8332 INTERNATIONAL BLVD	Oakland	94621-1876
2743	H & N AUTO REPAIR	8332 INTERNATIONAL BLVD	Oakland	94621-1876
2744	TACOS MI RANCHO	1434 1ST AVE	Oakland	94606
2745	TACOS OSCAR	420 40TH ST 6	Oakland	94609
2746	TAIWAN BENTO	412 22ND ST	Oakland	94612
2747	TAIZ MARKET	874 85TH AVE	Oakland	94621
2748	TAKARA SUSHI	5897 COLLEGE AVE	Oakland	94618
2749	TAKE IT EASY	351 17TH ST	Oakland	94612

ATTACHMENT C.4.1
City of Oakland
List of All Industrial and Commercial Facilities Requiring
Stormwater Inspections per MRP Provision C.4.b.ii.(2)(d)
FY 2019-2020

#	Business Name	Business Address	City	Zip Code
2750	TAMALERIA AZTECA	5751 MARKET ST	Oakland	94608
2751	URIAS JR. AUTO SHOP	8332 INTERNATIONAL BLVD	Oakland	94621-1876
2752	TAMALES ALEXANDER	3231 GALINDO ST	Oakland	94601
2753	Bly Equipment & Property Management LLC	836 81st Ave.	Oakland	94621
2754	Sin W Cheung	836 81st Ave.	Oakland	94621
2755	Chief Research & Logistics	8378 Baldwin St.	Oakland	94621
2756	TAMALES EMELYN	1479 55TH AVE	Oakland	94621
2757	RK Labs	8378 Baldwin St.	Oakland	94621
2758	TAMALES JACQUELINE	8820 D ST	Oakland	94621
2759	EASY BAY AUDIO REPAIR	8410 AMELIA ST	Oakland	94621-1836
2760	OAKLANDS CUSTOM CRAFTERS	8410 AMELIA ST	Oakland	94621-1836
2761	EAST BAY AUTO BODY PARTS	8412 INTERNATIONAL BLVD	Oakland	94621-1804
2762	TIRES FOR LESS	8412 INTERNATIONAL BLVD	Oakland	94621-1804
2763	TONY'S TIRE AND BRAKES	8412 INTERNATIONAL BLVD	Oakland	94621-1804
2764	GX Manufacturing	851 49th Ave.	Oakland	94601
2765	Oakland Vision Project	851 49th Ave.	Oakland	94601
2766	TAMARINDO ANTOJERIA MEXICANA	468 8TH ST	Oakland	94607
2767	TANTES LLC	2927 GALINDO ST	Oakland	94601
2768	TAO YUEN, PASTRY	816 FRANKLIN ST	Oakland	94607
2769	EAGLE AUTO COMPANY	8515 SAN LEANDRO ST	Oakland	94621-1238
2770	TAQUERIA EL CRUZERO	1309 MACARTHUR BLVD	Oakland	94602
2771	TAQUERIA EL FAROLITO #4	3646 INTERNATIONAL BLVD	Oakland	94601
2772	TAQUERIA EL GRULLO	2630 FOOTHILL BLVD	Oakland	94601
2773	TAQUERIA LA CASITA	3659 FOOTHILL BLVD	Oakland	94601
2774	TAQUERIA LA GLORIA	2301 E 27TH ST	Oakland	94601
2775	TAQUERIA LA MEJOR	3411 HIGH ST	Oakland	94619
2776	TAQUERIA LA PALMA	8217 INTERNATIONAL BLVD	Oakland	94621
2777	TAQUERIA LA PERLA	9820 LYNDBURST ST	Oakland	94603
2778	TAQUERIA LAS COMADRES	2081 MOUNTAIN BLVD	Oakland	94611
2779	TAQUERIA REYNOSO	3329 FOOTHILL BLVD	Oakland	94601
2780	TAQUERIA SAN JOSE, INC	3433 INTERNATIONAL BLVD	Oakland	94601
2781	EL CENTENARIO	8515 SAN LEANDRO ST	Oakland	94621
2782	Matoza Holdings Inc.	860 77th Ave	Oakland	94621
2783	TARGET STORE T2767	1555 40TH ST	Oakland	94608
2784	TASTEE STEAM KITCHEN	329 11TH ST	Oakland	94607
2785	TASTY SZECHUAN RESTAURANT	2811 HAVENSCOURT BLVD	Oakland	94605
2786	TAYLORS SAUSAGE	907 WASHINGTON ST STE A	Oakland	94607
2787	TAZA MARKET	2207 MACARTHUR BLVD	Oakland	94602
2788	TELEGRAPH QUALITY MARKET	2429 TELEGRAPH AVE	Oakland	94612
2789	TEMESCAL PRODUCE MARKET	5121 TELEGRAPH AVE	Oakland	94609
2790	TEN WIN INC	6111 LA SALLE AVE	Oakland	94611
2791	TENI EAST KITCHEN	4015 BROADWAY	Oakland	94611

ATTACHMENT C.4.1
City of Oakland
List of All Industrial and Commercial Facilities Requiring
Stormwater Inspections per MRP Provision C.4.b.ii.(2)(d)
FY 2019-2020

#	Business Name	Business Address	City	Zip Code
2792	Wendell Holdings, LLC	860 77th Ave	Oakland	94621
2793	TF&O / TUTTI FRUTTI OAKLAND	4214 PIEDMONT AVE	Oakland	94611
2794	THAI KEE CO LLC	2121 E 12TH ST	Oakland	94606
2795	THANH KY CAFE INC	659 E 12TH ST	Oakland	94606
2796	THE ALLEY	3325 GRAND AVE	Oakland	94610
2797	THE BACKYARD	102 OAK ST	Oakland	94607
2798	THE BENTO HOUSE	801 WASHINGTON ST	Oakland	94607
2799	THE BEST DIM SUM AND PASTRY RESTAURANT	723 E 12TH ST	Oakland	94606
2800	THE BIG APPLE	1000 BROADWAY STE 160	Oakland	94607
2801	THE BLACKBERRY BISTRO	4240 PARK BLVD	Oakland	94602
2802	Datwei LLC	860 77th Ave.	Oakland	94621
2803	Guan Zi Xan	860 77th Ave.	Oakland	94621
2804	THE COFFEE MILL	3363 GRAND AVE	Oakland	94610
2805	Huang Fuhua	860 77th Ave.	Oakland	94621
2806	THE CRO CAFE INC	470 49TH ST # A	Oakland	94609
2807	THE FAT LADY	201 WASHINGTON ST	Oakland	94607
2808	ARRWA ONE STOP MARKET	8607 BANCROFT AVE	Oakland	94605
2809	DONS MEAT MARKET	8607 BANCROFT AVE	Oakland	94605
2810	THE GASTROPIG	2123 FRANKLIN ST	Oakland	94612
2811	THE GOLDEN SQUIRREL (OHMAYA LLC)	5940 COLLEGE AVE STE J	Oakland	94618
2812	THE GRADUATE	6202 CLAREMONT AVE	Oakland	94618
2813	THE GRAND TAVERN	3601 GRAND AVE	Oakland	94610
2814	THE GROANING BOARD	100 STRATHMOOR DR	Oakland	94705
2815	THE H N FARM	1327 E 15TH ST	Oakland	94606
2816	THE HABIT BURGER GRILL	5108 BROADWAY STE K105	Oakland	94611
2817	THE HEALTHY BAKING COMPANY LLC	1205 STANFORD AVE	Oakland	94608
2818	THE HEIRLOOM CHEF LLC	6149 SHATTUCK AVE	Oakland	94609
2819	THE HIDEAWAY BURGER AND BAR	5634 COLLEGE AVE	Oakland	94618
2820	THE HOGS APOTHECARY	375 40TH ST	Oakland	94609
2821	THE JOURNEY CATERING 7 BBQ	3228 PRENTISS ST	Oakland	94601
2822	THE KEBABERY	4201 MARKET ST	Oakland	94608
2823	A-1 CUSTOM WORKS	8670 INTERNATIONAL BLVD	Oakland	94621-1503
2824	THE LAMONT PAYTON GROUP	4535 REDDING ST	Oakland	94619
2825	THE LAYOVER	1517 FRANKLIN ST	Oakland	94612
2826	THE LEANING TOWER OF PIZZA	498 WESLEY AVE	Oakland	94606
2827	THE LIBERTINE	3332 GRAND AVE	Oakland	94610
2828	THE LODGE ON PIEDMONT INC	3758 PIEDMONT AVE	Oakland	94611
2829	AUTO BODY CUSTOM SHOP	8670 INTERNATIONAL BLVD	Oakland	94621-1503
2830	THE LUNCH BOX	1720 FRANKLIN ST	Oakland	94612
2831	THE MIRANDA	1739 BROADWAY	Oakland	94612
2832	THE MIXING BOWL	4920 TELEGRAPH AVE	Oakland	94609
2833	THE NEW MARKET	7475 BANCROFT AVE	Oakland	94605

ATTACHMENT C.4.1
City of Oakland
List of All Industrial and Commercial Facilities Requiring
Stormwater Inspections per MRP Provision C.4.b.ii.(2)(d)
FY 2019-2020

#	Business Name	Business Address	City	Zip Code
2834	THE OCTOPUS LITERARY SALON	2101 WEBSTER ST STE 170	Oakland	94612
2835	THE ORGANIC COUP INC	1300 CLAY ST	Oakland	94612
2836	THE ORIGINAL PIZZA HEAVEN, INC.	500 12TH ST STE 131	Oakland	94607
2837	THE PACIFIC SALSA COMPANY	3800 WATTLING ST	Oakland	94601
2838	THE PANTRY	222 MADISON ST	Oakland	94607
2839	BAY CITY ALTERNATORS	8807 INTERNATIONAL BLVD	Oakland	94621-1101
2840	THE POSH BAGEL	4037 PIEDMONT AVE	Oakland	94611
2841	THE PUNCHDOWN	1737 BROADWAY	Oakland	94612
2842	THE ROTISSERIE / DELI	361 19TH ST	Oakland	94612
2843	THE ROTISSERIE DELI	200 FRANK H OGAWA PLZ	Oakland	94612
2844	THE STAR ON GRAND	3425 GRAND AVE	Oakland	94610
2845	THE SWEET BOOTH	388 9TH ST STE 155	Oakland	94607
2846	THE TATERY	4900 SHATTUCK AVE # 22655	Oakland	94609
2847	THE WELL CAFE LLC	5443 TELEGRAPH AVE	Oakland	94609
2848	THE WOLF	3853 PIEDMONT AVE	Oakland	94611
2849	THEO CATERING	434 58TH ST	Oakland	94609
2850	THORNHILL COFFEE HOUSE	5772 THORNHILL DR	Oakland	94611
2851	THORNHILL NURSERY INC	6250 THORNHILL DR	Oakland	94611
2852	THREE AMIGOS MARKET	1554 13TH AVE	Oakland	94606
2853	THU ANH NGUYEN DESSERTS LLC	839 INTERNATIONAL BLVD STE E	Oakland	94606
2854	TIEN DONUTS & SUBS	1460 7TH ST STE B	Oakland	94607
2855	TIGER MARKET	4701 FOOTHILL BLVD	Oakland	94601
2856	TIGISTS GUADA	80 FAIRMOUNT AVE # 80	Oakland	94611
2857	TIJUANA RESTAURANT	1308 INTERNATIONAL BLVD	Oakland	94606
2858	TINA TAMALES	4646 FAIR AVE	Oakland	94619
2859	TLH SUPERMARKET	1199 E 12TH ST	Oakland	94606
2860	ROMEO'S GARAGE	8807 INTERNATIONAL BLVD	Oakland	94621-1101
2861	TOGIS MONGOLIAN CUISINE	352 14TH ST	Oakland	94612
2862	TOLINS LIQUOR	7101 INTERNATIONAL BLVD	Oakland	94621
2863	TONY'S MARKET	2036 MARKET ST	Oakland	94607
2864	TONYS MARKET PLACE	7980 MOUNTAIN BLVD	Oakland	94605
2865	TORPEDO SUSHI	25 GRAND AVE	Oakland	94612
2866	TORTAS AHOGADAS MI BARRIO	4749 INTERNATIONAL BLVD	Oakland	94601
2867	TRADER JOES #203	3250 LAKESHORE AVE	Oakland	94610
2868	TRADER JOES #231	5727 COLLEGE AVE	Oakland	94618
2869	TRANSON INVESTMENT GROUP INC	261 10TH ST STE A	Oakland	94607
2870	TRANSON INVESTMENT GROUP INC DBA NOODLE BOWL	188 10TH ST	Oakland	94607
2871	TRIBU CAFE	6501 SAN PABLO AVE UNIT 1	Oakland	94608
2872	TRIBUNE TAVERN	401 13TH ST	Oakland	94612
2873	EL TACO LOCO	8824 INTERNATIONAL BLVD	Oakland	94621
2874	TRISLER 291, INC.	7272 INTERNATIONAL BLVD	Oakland	94621

ATTACHMENT C.4.1
City of Oakland
List of All Industrial and Commercial Facilities Requiring
Stormwater Inspections per MRP Provision C.4.b.ii.(2)(d)
FY 2019-2020

#	Business Name	Business Address	City	Zip Code
2875	TROUBLE COFFEE COMPANY	1545 WILLOW ST # 101	Oakland	94607
2876	TRUE FOOD LIVING	3959 PARK BLVD	Oakland	94602
2877	TRUEBURGER	4101 BROADWAY	Oakland	94611
2878	TRUEBURGER LLC	146 GRAND AVE	Oakland	94612
2879	TRUST AUTO BODY & PAINT	2000 16TH AVE	Oakland	94606
2880	TU TAI 3 VIETNAMESE RESTAURANT	2141 MACARTHUR BLVD	Oakland	94602
2881	TWM INDUSTRIES, LP	10770 MACARTHUR BLVD	Oakland	94605
2882	FOOD KING LIQUOR	8824 INTERNATIONAL BLVD	Oakland	94621
2883	INTERNATIONAL FOOD KING	8824 INTERNATIONAL BLVD	Oakland	94621
2884	ABK Innovation	888 98th Ave	Oakland	94603
2885	U AND I LIQUOR 1	4875 TELEGRAPH AVE	Oakland	94609
2886	LA CHIQUITA SABOR LATINO	888 98TH AVE	Oakland	94603
2887	UAG ENTERPRISES LLC	1541 E 12TH ST	Oakland	94606
2888	UC DESSERT	388 9TH ST STE 159	Oakland	94607
2889	UCTS INC	507 8TH ST	Oakland	94607
2890	UHURU FOODS & PIES	7911 MACARTHUR BLVD	Oakland	94605
2891	ULTIMATE GROUND CAFE AND TEA	4225 PARK BLVD	Oakland	94602
2892	UMAMI BURGER	2100 FRANKLIN ST	Oakland	94612
2893	UNCLE ROSS MARKET	1102 71ST AVE	Oakland	94621
2894	UNCLE WILLIES ORIGINAL BBQ AND FISH	614 14TH ST	Oakland	94612
2895	UNITED PALETERIA Y NEVERIA	4768 INTERNATIONAL BLVD	Oakland	94601
2896	UPTOWN CAFE & CREPES	410 21ST ST	Oakland	94612
2897	LUIS AUTO	900 39TH AVE	Oakland	94601-4027
2898	UPTOWN MARKET AND LIQUOR STORE	5635 SHATTUCK AVE	Oakland	94609
2899	USA FOOD MART	2400 MARKET ST	Oakland	94607
2900	USA GROCERY & LIQUORS	1944 90TH AVE	Oakland	94603
2901	U-Save Power Equipment	9370 MacAuther Blvd	Oakland	94605
2902	UZEN	5415 COLLEGE AVE	Oakland	94618
2903	V' MARIES SOUL FOOD	8133 IDLEWOOD ST	Oakland	94605
2904	Zenview	832 E11th St.	Oakland	94606
2905	VALE SPAIN CORPORATION	3111 E 7TH ST C	Oakland	94601
2906	VARGAS HOT DOG	1431 51ST AVE	Oakland	94601
2907	PART RESTORATION AUTOS	900 39TH AVE	Oakland	94601-4027
2908	VEGAN DONUT GELATO	411 E 18TH ST B	Oakland	94606
2909	VEGE HOUSE AND SPICES	369 12TH ST	Oakland	94607
2910	VENTRE ZOLLER & CO	3927 AQUA VISTA ST	Oakland	94601
2911	VER BRUGGE FOODS INC STORE NO2	6321 COLLEGE AVE	Oakland	94618
2912	VERNON MARKET	3210 HARRISON ST	Oakland	94611
2913	VES MCDONALD	4514 TELEGRAPH AVE	Oakland	94609
2914	VES MCDONALDS	6623 SAN PABLO AVE	Oakland	94608
2915	VICTORS	661 E 12TH ST	Oakland	94606
2916	VICTORY OUTREACH OAKLAND	2025 88TH AVE	Oakland	94621

ATTACHMENT C.4.1
City of Oakland
List of All Industrial and Commercial Facilities Requiring
Stormwater Inspections per MRP Provision C.4.b.ii.(2)(d)
FY 2019-2020

#	Business Name	Business Address	City	Zip Code
2917	VIEN HUONG RESTAURANT INC	712 FRANKLIN ST	Oakland	94607
2918	VIENTIAN CAFE INC.	3801 ALLENDALE AVE	Oakland	94619
2919	VILLAGE MARKET	5885 BROADWAY TER	Oakland	94618
2920	VINCE & VILMA 131, INC.	9825 INTERNATIONAL BLVD	Oakland	94603
2921	VULCAN CAFE	915 45TH AVE	Oakland	94601
2922	COSECHA	907 WASHINGTON ST	Oakland	94607
2923	WAH HANG MARKET 2	383 8TH ST	Oakland	94607
2924	WAH HANG MARKET INC.	415 9TH ST	Oakland	94607
2925	WAH MEI HING MARKET & LIQUOR	3432 INTERNATIONAL BLVD	Oakland	94601
2926	WAH-FAY LIQUOR 11	2101 8TH AVE	Oakland	94606
2927	WALGREENS # 16477	3009 BROADWAY	Oakland	94611
2928	WALGREENS #03170	3400 TELEGRAPH AVE	Oakland	94609
2929	WALGREENS #11706	301 E 18TH ST	Oakland	94606
2930	WALGREENS #15330	5809 FOOTHILL BLVD	Oakland	94605
2931	Webb Engineering Specialty Company	9929 Pearmain St	Oakland	94603
2932	THE COOK AND HER FARMER	907 WASHINGTON ST	Oakland	94607
2933	WALGREENS #3295	8102 INTERNATIONAL BLVD	Oakland	94621
2934	WALLYS WORLD MARKET	5559 CLAREMONT AVE	Oakland	94618
2935	WATERFRONT F & B LLC	10 WASHINGTON ST	Oakland	94607
2936	WAYLANDS MEAT	3421 FRUITVALE AVE	Oakland	94602
2937	WEHEREHOUSE LLC	3446 MARKET ST	Oakland	94608
2938	WEI WANG HOUSE LLC	1501 23RD AVE APT 2	Oakland	94606
2939	Cam Ana	920 Webster st	Oakland	94606
2940	WENDYS	3111 INTERNATIONAL BLVD	Oakland	94601
2941	WENDYS HAMBURGERS	189 98TH AVE	Oakland	94603
2942	WENDYS OLD FASHIONED HAMBURGER	5211 BROADWAY	Oakland	94618
2943	WEST COAST PRODUCE LLC	300 FRANKLIN ST	Oakland	94607
2944	WHEELHOUSE OAKLAND	302 12TH ST	Oakland	94607
2945	WHITE HORSE LIQUORS	6606 TELEGRAPH AVE	Oakland	94609
2946	WHOLE FOODS MARKET	230 BAY PL	Oakland	94612
2947	WILDE BROTHERS COFFEE SHOP	3206 GRAND AVE	Oakland	94610
2948	WILLIE BROWNS LIQUOR	1933 FRUITVALE AVE	Oakland	94601
2949	WING K MA	320 10TH ST STE 134	Oakland	94607
2950	WING STOP	8450 EDGEWATER DR	Oakland	94621
2951	WING WAH PHO GA RESTAURANT	1221 E 12TH ST	Oakland	94606
2952	WINGS DAILY KITCHEN #2	3019 FOOTHILL BLVD	Oakland	94601
2953	WINGSTOP	528 LAKE PARK AVE	Oakland	94610
2954	WON KEE SUPERMARKET	216 7TH ST # 203	Oakland	94607
2955	WOOD TAVERN	6315 COLLEGE AVE	Oakland	94618
2956	WOODEN TABLE BAKING CO	910 81ST AVE STE 19	Oakland	94621
2957	WOODEN TABLE BAKING CO CAFE	2300 BROADWAY A	Oakland	94612
2958	WOODMINSTER CAFE	5020 WOODMINSTER LN	Oakland	94602

ATTACHMENT C.4.1
City of Oakland
List of All Industrial and Commercial Facilities Requiring
Stormwater Inspections per MRP Provision C.4.b.ii.(2)(d)
FY 2019-2020

#	Business Name	Business Address	City	Zip Code
2959	WOODMINSTER MKT	5000 WOODMINSTER LN	Oakland	94602
2960	WOODYS CAFE	1841 PARK BLVD	Oakland	94606
2961	CAM HUONG DELI/RESTAURANT	920 WEBSTER ST	Oakland	94607
2962	WORLD GROUND CAFE	3726 MACARTHUR BLVD	Oakland	94619
2963	WRIGHT AND BROWN DISTILLING COMPANY	2715 MAGNOLIA ST	Oakland	94607
2964	XOLO TAQUERIA LLC	1916 TELEGRAPH AVE	Oakland	94612
2965	XYCLO	4218 PIEDMONT AVE	Oakland	94611
2966	YAGRABET MARKET	2412 TELEGRAPH AVE	Oakland	94612
2967	YANG CHOW RESTAURANT	3211 GRAND AVE	Oakland	94610
2968	ANNAPURNA RESTAURANT & BAR	948 CLAY ST	Oakland	94607-3906
2969	YASAI PRODUCE MARKET	6301 COLLEGE AVE	Oakland	94618
2970	YAYA POKI	388 9TH ST 101	Oakland	94607
2971	YET SUN MARKET	397 8TH ST	Oakland	94607
2972	YET SUN MARKET # 2	323 9TH ST	Oakland	94607
2973	YIA YIA	200 ALICE ST	Oakland	94607
2974	YO 510	1120 INTERNATIONAL BLVD	Oakland	94606
2975	YOGURT DELUXE	3203 LAKESHORE AVE	Oakland	94610
2976	YOKEE LLC	1728 FRANKLIN ST STE A	Oakland	94612
2977	YOSHINO SUSHI RESTAURANT INC.	296 HEGENBERGER RD	Oakland	94621
2978	YOSHIS JAPANESE RESTAURANT IN	510 EMBARCADERO W	Oakland	94607
2979	YOUTH UPRISING CORNERS CAFE	8711 MACARTHUR BLVD	Oakland	94605
2980	YUEN HOP CO	824 WEBSTER ST	Oakland	94607
2981	BREADS OF INDIA & GOURMET CURRIES	948 CLAY ST	Oakland	94607-3906
2982	YUMMY DIM SUM	307 10TH ST	Oakland	94607
2983	YUMMY GRILL	4300 INTERNATIONAL BLVD B	Oakland	94601
2984	YUNG KEE RESTAURANT	888 WEBSTER ST	Oakland	94607
2985	NEW SAIGON SUPER MARKET	950 INTERNATIONAL BLVD	Oakland	94606
2986	QUE HUONG SUPERMARKET	950 INTERNATIONAL BLVD	Oakland	94606
2987	ZACHARYS CHICAGO PIZZA, INC.	5801 COLLEGE AVE	Oakland	94618
2988	Silver Gas 76	9755 Edes Ave	Oakland	94603
2989	ZAYA CAFE	1768 BROADWAY	Oakland	94612
2990	ZELLA B BOOSER CATERING	9324 GRANADA AVE	Oakland	94605
2991	SILVER MINI MART	9755 EDES AVE	Oakland	94603
2992	ZION MARKET	2876 TELEGRAPH AVE	Oakland	94609

ATTACHMENT C.5.1

City of Oakland

Spill Response Website Screenshot

FY 2019-2020



OAK 311

OAK 311 is here to help you with requests for routine maintenance and urgent infrastructure issues.

[Report Online](#)

[Call 311](#)

For urgent issues, call 311 or (510) 615-5566.



Most Common Requests

- Illegal Dumping
- Potholes
- Graffiti
- City Building Maintenance
- Abandoned Vehicles

Urgent Infrastructure Issues

- Downed sign
- Traffic signal outage
- Flooding
- Sewer overflow
- Fallen trees or branches



Submit a Request

Address

Confirm Location

Leaflet | Powered by Esri | Bureau of Land Management, Esri, HERE, Garmin, INCREMENT P, NGA, U.S.

Select a location to get started

ATTACHMENT C.6.1

City of Oakland

Summary of Construction Site Control Inspections

PRIVATE PROJECTS

FY 2019-2020

**City of Oakland
Summary of Construction Site Control Inspections
Private Projects
FY 2019-2020**

Enter "1" per inspection	Enter "1" for each site	Street Number	Site Name (Street Name)	Date			Weather	Rain & Runoff Y/N	High Priority site disturbing <1 acre of soil requiring storm water runoff quality inspection	> 1 acre	Hillside Avg. Slope 20% Dist ≥ 5,000sf and < 1 acre	BMP Categories - Problems and Resolution (Resolution Options: Problem Fixed (immediately or within 10 days), Need More Time, Escalate Enforcement)						Illicit Discharge (R19)	Comments (Problem & Resolution)	Enforcement Level (R21)	Violation Corrected? (Y/N/TBD) & Date Correction Verified					
				First Inspection Date for the Site	Inspection Date	Site Fully Stabilized						Erosion (R13)	Sediment (R14)	Run-on & Runoff (R15)	Active Treatment (R16)	Site Mgt. (R17)	Non S/W Mgt (R18)				10 Days	30 Days				
1	1	1307 Pullman		12/3/2019	12/3/2019	Y	Rain	N	0	1	0	0	Not Applicable	0	Not Applicable	0	Not Applicable	0	Not Applicable	0	Not Applicable	0	Not Applicable	0	Not Applicable	
1	See Above	1307 Pullman		See Above	12/11/2019	Y	Rain	N	0	1	0	0	Not Applicable	0	Not Applicable	0	Not Applicable	0	Not Applicable	0	Not Applicable	0	Not Applicable	0	Not Applicable	
1	See Above	1307 Pullman		See Above	1/16/2020	Y	Rain	N	0	1	0	0	Not Applicable	0	Not Applicable	0	Not Applicable	0	Not Applicable	0	Not Applicable	0	Not Applicable	0	Not Applicable	
1	See Above	1307 Pullman		See Above	2/27/2020	Y	Clear	N	0	1	0	0	Not Applicable	0	Not Applicable	0	Not Applicable	0	Not Applicable	0	Not Applicable	0	Not Applicable	0	Not Applicable	
1	See Above	1307 Pullman		See Above	3/16/2020	Y	Rain	N	0	1	0	0	Not Applicable	0	Not Applicable	0	Not Applicable	0	Not Applicable	0	Not Applicable	0	Not Applicable	0	Not Applicable	
1	1	3511 E 12th		10/16/2019	10/16/2019	Y	Clear	N	1	0	0	0	Not Applicable	0	Not Applicable	0	Not Applicable	0	Not Applicable	0	Not Applicable	0	Not Applicable	0	Not Applicable	
1	See Above	3511 E 12th		See Above	3/10/2020	Y	Overcast	N	1	0	0	0	Not Applicable	0	Not Applicable	0	Not Applicable	0	Not Applicable	0	Not Applicable	0	Not Applicable	0	Not Applicable	
1	1	8750 Mountain		10/10/2019	10/10/2019	Y	Clear	N	0	1	0	0	Not Applicable	0	Not Applicable	0	Not Applicable	0	Not Applicable	0	Not Applicable	0	Not Applicable	0	Not Applicable	
1	See Above	8750 Mountain		See Above	1/22/2020	Y	Clear	N	0	1	0	0	Not Applicable	0	Not Applicable	0	Not Applicable	0	Not Applicable	0	Not Applicable	0	Not Applicable	0	Not Applicable	
1	See Above	8750 Mountain		See Above	3/30/2020	Y	Clear	N	0	1	0	0	not applicable	0	not applicable	0	not applicable	0	not applicable	0	not applicable	0	not applicable	0	Not Applicable	
1	See Above	8750 Mountain		See Above	5/15/2020	Y	Rain	N	0	1	0	0	not applicable	0	not applicable	0	not applicable	0	not applicable	0	not applicable	0	not applicable	0	Not Applicable	
1	1	0 DARTMOUTH		5/15/2020	5/15/2020	Y	Rain	N	1	0	0	0	not applicable	0	Not Applicable	0	Not Applicable	0	Not Applicable	0	Not Applicable	0	Not Applicable	0	Not Applicable	
1	See Above	0 DARTMOUTH		See Above	6/1/2020	Y	Clear	N	1	0	0	0	not applicable	0	not applicable	0	not applicable	0	not applicable	0	not applicable	0	not applicable	0	Not Applicable	
1	See Above	0 DARTMOUTH		See Above	6/11/2020	Y	Clear	N	1	0	0	0	not applicable	0	not applicable	0	not applicable	0	not applicable	0	not applicable	0	not applicable	0	Not Applicable	
1	1	2207 MANZANITA		9/6/2019	9/6/2019	Y	Cloudy	N	1	0	0	0	not applicable	0	not applicable	0	not applicable	0	not applicable	0	not applicable	0	not applicable	0	Not Applicable	
1	1	3416 PIEDMONT		9/23/2019	9/23/2019	Y	Clear	N	0	0	0	1	Problem Fixed	1	Problem Fixed	0	not applicable	0	not applicable	1	Problem Fixed	0	not applicable	0	not applicable	The contractor is working doing clearing work on the construction site. They have a construction fence with silt screening attached to it. No wattle rolls on site. No construction driveway installed. Tracking sediment off site. Water meter attachment to the fire hydrant needs protection for the general public. No information signs with contact names or phone numbers installed. No portal potty secondary containment pan installed. I gave the contractor a Correction Notice.
1	See Above	3416 PIEDMONT		See Above	4/30/2020	Y	Clear	N	0	0	0	0	Not Applicable	0	Not Applicable	0	Not Applicable	0	Not Applicable	0	Not Applicable	0	Not Applicable	0	Not Applicable	
1	1	2400 VALDEZ		8/9/2019	8/9/2019	Y	Clear	N	0	1	0	0	Not Applicable	0	not applicable	0	not applicable	0	not applicable	0	not applicable	0	not applicable	0	Not Applicable	
1	1	10 Chancellor		10/13/2019	10/31/2019	Y	Clear	N	1	0	0	0	Not Applicable	0	not applicable	0	not applicable	0	not applicable	0	not applicable	0	not applicable	0	Not Applicable	
1	1	10 HEGENBERGER		10/17/2019	10/17/2019	Y	Clear	N	0	0	0	1	Problem Fixed	1	Problem Fixed	0	Not Applicable	0	Not Applicable	1	Problem Fixed	1	Problem Fixed	0	Not Applicable	Clear R13 Erosion Controls- Verbal Notice Issued R14 Sediment- Verbal Notice Issued R17 Site Management- Verbal Notice Issued R18 Non S/W Mgmt- Verbal Notice Issued. The contractor has not started construction on site. Install 6ft. silt screen on construction fencing. Install a construction driveway. Protect the storm drain inlet. BMP'S are a construction requirement.
1	1	10 HEGENBERGER		1/29/2020	1/29/2020	Y	Clear	N	0	0	0	0	Not Applicable	0	Not Applicable	0	not applicable	0	not applicable	0	not applicable	0	not applicable	0	Not Applicable	
1	See Above	10 HEGENBERGER		See Above	4/8/2020	Y	Cloudy	N	0	0	0	0	Not Applicable	0	not applicable	0	not applicable	0	not applicable	0	not applicable	0	not applicable	0	Not Applicable	
1	1	10 TURNER		9/19/2019	9/29/2019	Y	Clear	N	0	0	0	1	Problem Fixed	0	not applicable	0	not applicable	0	not applicable	0	not applicable	0	not applicable	0	not applicable	Best management practices are not being maintained at this job site. The contractor has dirt piles in the street with no bypass pipes underneath. No storm drain protection. The contractor has no erosion controls in place. No construction fencing installed around the construction site for safety. No informational signs posted, No one on site today. Reschedule inspection for this site.
1	1	1005 SILER		10/10/2019	10/10/2019	Y	Clear	N	0	0	0	1	Problem Fixed	0	Not Applicable	0	Not Applicable	0	Not Applicable	0	Not Applicable	0	Not Applicable	0	Not Applicable	C-3 inspection. The contractor will have to install erosion controls around the new house under construction, before October 15, 2019.
1	See Above	1005 SILER		See Above	3/27/2020	Y	Clear	N	0	0	0	0	Not Applicable	0	not applicable	0	not applicable	0	not applicable	0	not applicable	0	not applicable	0	Not Applicable	
1	See Above	1005 SILER		See Above	5/15/2020	Y	Rain	N	0	0	0	0	not applicable	0	not applicable	0	not applicable	0	not applicable	0	not applicable	0	not applicable	0	Not Applicable	
1	See Above	1005 SILER		See Above	5/28/2020	Y	Clear	N	0	0	0	0	not applicable	0	not applicable	0	not applicable	0	not applicable	0	not applicable	0	not applicable	0	Not Applicable	
1	See Above	1005 SILER		See Above	6/8/2020	Y	Clear	N	0	0	0	0	Not Applicable	0	Not Applicable	0	Not Applicable	0	Not Applicable	0	Not Applicable	0	Not Applicable	0	Not Applicable	
1	1	101 10TH		9/27/2019	9/27/2019	Y	Cloudy	N	0	0	0	0	Not Applicable	0	not applicable	0	not applicable	0	not applicable	0	not applicable	0	not applicable	0	Not Applicable	
1	1	1025 GALVIN		10/8/2019	10/8/2019	Y	Clear	N	1	0	0	0	Not Applicable	0	Not Applicable	0	Not Applicable	0	Not Applicable	0	Not Applicable	0	Not Applicable	0	Not Applicable	

**City of Oakland
Summary of Construction Site Control Inspections
Private Projects
FY 2019-2020**

Enter "1" per inspection	Enter "1" for each site	Street Number	Site Name (Street Name)	Date			Weather	Rain & Runoff Y/N	High Priority site disturbing <1 acre of soil requiring storm water runoff quality inspection	> 1 acre	Hillside Avg. Slope 20% Dist ≥ 5,000sf and < 1 acre	BMP Categories - Problems and Resolution (Resolution Options: Problem Fixed (immediately or within 10 days), Need More Time, Escalate Enforcement)						Illicit Discharge (R19)	Comments (Problem & Resolution)	Enforcement Level (R21)	Violation Corrected? (Y/N/TBD) & Date Correction Verified								
				First Inspection Date for the Site	Inspection Date	Site Fully Stabilized						Erosion (R13)	Sediment (R14)	Run-on & Runoff (R15)	Active Treatment (R16)	Site Mgt. (R17)	Non S/W Mgt (R18)				10 Days	30 Days							
1	See Above	1025 GALVIN	See Above	5/15/2020	Y	Rain	N	1	0	0	0	0	Not Applicable	0	Not Applicable	0	Not Applicable	0	Not Applicable	0	Not Applicable	0	Not Applicable	0	Not Applicable				
1	See Above	1025 GALVIN	See Above	5/15/2020	Y	Rain	N	1	0	0	0	0	Not Applicable	0	Not Applicable	0	Not Applicable	0	Not Applicable	0	Not Applicable	0	Not Applicable	0	Not Applicable				
1	1	10500 INTERNATIONAL	11/16/2019	11/16/2019	Y	Clear	N	0	1	0	0	0	Not Applicable	0	not applicable	0	not applicable	0	not applicable	0	not applicable	0	0	Not Applicable	0	Not Applicable			
1	See Above	10500 INTERNATIONAL	See Above	3/8/2020	Y	Clear	N	0	1	0	1	Problem Fixed	1	Problem Fixed	0	not applicable	0	not applicable	1	Problem Fixed	0	not applicable	0	not applicable	2	1	Yes	0	Not Applicable
1	See Above	10500 INTERNATIONAL	See Above	4/8/2020	Y	Cloudy	N	0	1	0	0	Not Applicable	0	not applicable	0	not applicable	0	not applicable	0	not applicable	0	not applicable	0	0	Not Applicable	0	Not Applicable		
1	1	1054 18TH	9/24/2019	9/24/2019	Y	Clear	N	0	0	0	0	Not Applicable	0	not applicable	0	not applicable	0	not applicable	0	not applicable	0	not applicable	0	0	Not Applicable	0	Not Applicable		
1	See Above	1054 18TH	See Above	5/7/2020	Y	Clear	N	0	0	0	0	Not Applicable	0	not applicable	0	not applicable	0	not applicable	0	not applicable	0	not applicable	0	0	Not Applicable	0	Not Applicable		
1	1	10550 INTERNATIONAL	11/16/2019	11/16/2019	Y	Clear	N	0	1	0	0	Not Applicable	0	not applicable	0	not applicable	0	not applicable	0	not applicable	0	not applicable	0	0	Not Applicable	0	Not Applicable		
1	See Above	10550 INTERNATIONAL	See Above	3/8/2020	Y	Clear	N	0	1	0	0	not applicable	1	Problem Fixed	0	not applicable	0	not applicable	1	Problem Fixed	0	not applicable	0	not applicable	2	1	Yes	0	Not Applicable
1	See Above	10550 INTERNATIONAL	See Above	4/8/2020	Y	Cloudy	N	0	1	0	0	Not Applicable	0	not applicable	0	not applicable	0	not applicable	0	not applicable	0	not applicable	0	0	Not Applicable	0	Not Applicable		
1	1	10626 STELLA	4/28/2020	4/28/2020	Y	Clear	N	0	0	0	1	Need More Time	0	not applicable	0	not applicable	0	not applicable	0	not applicable	0	not applicable	0	2	1	Yes	0	Not Applicable	
1	See Above	10626 STELLA	See Above	4/30/2020	Y	Clear	N	0	0	0	1	Problem Fixed	0	not applicable	0	not applicable	0	not applicable	0	not applicable	0	not applicable	0	1	1	Yes	0	Not Applicable	
1	1	1065 46TH	7/23/2019	7/23/2019	Y	Clear	N	0	0	0	0	not applicable	0	not applicable	0	not applicable	0	not applicable	0	not applicable	0	not applicable	0	0	Not Applicable	0	Not Applicable		
1	1	1100 BROADWAY	10/16/2019	10/16/2019	Y	Clear	N	1	0	0	0	Not Applicable	0	not applicable	0	not applicable	0	not applicable	0	not applicable	0	not applicable	0	0	Not Applicable	0	Not Applicable		
1	See Above	1100 BROADWAY	See Above	6/4/2020	Y	Clear	N	1	0	0	0	not applicable	0	not applicable	0	not applicable	0	not applicable	0	not applicable	0	not applicable	0	0	Not Applicable	0	Not Applicable		
1	1	1100 WEBSTER	8/5/2019	8/5/2019	Y	Clear	N	1	0	0	0	not applicable	0	not applicable	0	not applicable	0	not applicable	1	Problem Fixed	0	not applicable	0	2	1	Yes	0	Not Applicable	
1	1	1101 EMBARCADERO W	3/27/2020	3/27/2020	Y	Clear	N	1	0	0	0	not applicable	0	not applicable	0	not applicable	0	not applicable	0	not applicable	0	not applicable	0	0	Not Applicable	0	Not Applicable		
1	See Above	1101 EMBARCADERO W	See Above	6/9/2020	Y	Clear	N	1	0	0	0	not applicable	0	not applicable	0	not applicable	0	not applicable	0	not applicable	0	not applicable	0	0	Not Applicable	0	Not Applicable		
1	See Above	1101 EMBARCADERO W	See Above	6/10/2020	Y	Clear	N	1	0	0	0	not applicable	0	not applicable	0	not applicable	0	not applicable	0	not applicable	0	not applicable	0	0	Not Applicable	0	Not Applicable		
1	1	1122 GRAND VIEW	8/23/2019	8/23/2019	Y	Clear	N	1	0	0	1	Problem Fixed	0	not applicable	0	not applicable	0	not applicable	0	not applicable	0	not applicable	0	1	1	Yes	0	Not Applicable	
1	See Above	1122 GRAND VIEW	See Above	9/29/2019	Y	Clear	N	1	0	0	0	not applicable	0	not applicable	0	not applicable	0	not applicable	0	not applicable	0	not applicable	0	0	Not Applicable	0	Not Applicable		
1	See Above	1122 GRAND VIEW	See Above	10/24/2019	Y	Clear	N	1	0	0	0	Not Applicable	0	not applicable	0	not applicable	0	not applicable	0	not applicable	0	not applicable	0	0	Not Applicable	0	Not Applicable		
1	1	11270 GLEN MANOR	10/9/2019	10/9/2019	Y	Clear	N	1	0	0	1	Problem Fixed	0	not applicable	0	not applicable	0	not applicable	0	not applicable	0	not applicable	0	1	1	Yes	0	Not Applicable	
1	1	1150 CLAY	10/18/2019	10/18/2019	Y	Clear	N	0	0	0	0	not applicable	0	not applicable	0	not applicable	0	not applicable	0	not applicable	0	not applicable	0	0	Not Applicable	0	Not Applicable		
1	1	1183 10TH	9/29/2019	9/29/2019	Y	Clear	N	0	0	0	0	not applicable	0	not applicable	0	not applicable	0	not applicable	0	not applicable	0	not applicable	0	0	Not Applicable	0	Not Applicable		
1	See Above	1183 10TH	See Above	9/29/2019	Y	Clear	N	0	0	0	0	not applicable	0	not applicable	0	not applicable	0	not applicable	0	not applicable	0	not applicable	0	0	Not Applicable	0	Not Applicable		
1	1	1190 35TH	3/10/2020	3/10/2020	Y	Overcast	N	0	0	0	0	not applicable	0	not applicable	0	not applicable	0	not applicable	0	not applicable	0	not applicable	0	0	Not Applicable	0	Not Applicable		

**City of Oakland
Summary of Construction Site Control Inspections
Private Projects
FY 2019-2020**

Enter "1" per inspection	Enter "1" for each site	Street Number	Site Name (Street Name)	Date			Weather	Rain & Runoff Y/N	High Priority site disturbing <1 acre of soil requiring storm water runoff quality inspection	> 1 acre	Hillside Avg. Slope 20% Dist ≥ 5,000sf and < 1 acre	BMP Categories - Problems and Resolution (Resolution Options: Problem Fixed (immediately or within 10 days), Need More Time, Escalate Enforcement)						Illicit Discharge (R19)	Comments (Problem & Resolution)	Enforcement Level (R21)	Violation Corrected? (Y/N/TBD) & Date Correction Verified										
				First Inspection Date for the Site	Inspection Date	Site Fully Stabilized						Erosion (R13)	Sediment (R14)	Run-on & Runoff (R15)	Active Treatment (R16)	Site Mgt. (R17)	Non S/W Mgt (R18)				10 Days	30 Days									
1	1	1220 DRURY		8/12/2019	8/12/2019	Y	Clear	N	1	0	0	1	Need More Time	0	not applicable	0	not applicable	0	not applicable	1	Need More Time	0	not applicable	0	not applicable	I met with the Contractor Ed, his son Chris, C/O/O inspector Victor Harris & myself. I inspected the erosion controls. The construction site needs plastic to cover all hill cuts and dirt piles. Construction fences, water for dust controls, garbage container, & install a secondary containment pan under the portal potty. Sweep the Street and keep the entrance clean.	2	1	Yes	0	Not Applicable
1	See Above	1220 DRURY		See Above	9/24/2019	Y	Clear	N	1	0	0	1	Problem Fixed	0	not applicable	0	not applicable	0	not applicable	1	Problem Fixed	0	not applicable	0	not applicable	Date 9/24/19 C-6 Inspection Site inspection revealed the following violations. 1). There are currently no effective erosion controls in place. Builder/ owner has seeded the lower area of the site however the growth has not started. Owner will install waddle in two layers at the lower side to protect against erosion from upcoming wet weather. No stop work was issued and the the owner has to Friday to make corrections.	2	1	yes	0	Not Applicable
1	See Above	1220 DRURY		See Above	5/7/2020	Y	Clear	N	1	0	0	0	Not Applicable	0	not applicable	0	not applicable	0	not applicable	0	Problem Fixed	0	not applicable	0	not applicable	No problem found	0	0	Not Applicable	0	Not Applicable
1	1	1233 23RD		7/17/2019	7/17/2019	Y	Clear	N	0	0	0	0	not applicable	0	not applicable	0	not applicable	0	not applicable	0	Problem Fixed	0	not applicable	0	not applicable	No problem found	0	0	Not Applicable	0	Not Applicable
1	See Above	1233 23RD		See Above	7/18/2019	Y	Clear	N	0	0	0	0	not applicable	0	not applicable	0	not applicable	0	not applicable	0	not applicable	0	not applicable	0	not applicable	No problem found	0	0	Not Applicable	0	Not Applicable
1	See Above	1233 23RD		See Above	7/22/2019	Y	Clear	N	0	0	0	0	not applicable	0	not applicable	0	not applicable	0	not applicable	0	not applicable	0	not applicable	0	not applicable	No problem found	0	0	Not Applicable	0	Not Applicable
1	See Above	1233 23RD		See Above	7/29/2019	Y	Hazy	N	0	0	0	0	not applicable	0	not applicable	0	not applicable	0	not applicable	0	not applicable	0	not applicable	0	not applicable	No problem found	0	0	Not Applicable	0	Not Applicable
1	See Above	1233 23RD		See Above	9/18/2019	Y	Rain	N	0	0	0	0	not applicable	0	not applicable	0	not applicable	0	not applicable	0	not applicable	0	not applicable	0	not applicable	No problem found	0	0	Not Applicable	0	Not Applicable
1	See Above	1233 23RD		See Above	9/18/2019	Y	Rain	N	0	0	0	0	not applicable	0	not applicable	0	not applicable	0	not applicable	0	not applicable	0	not applicable	0	not applicable	No problem found	0	0	Not Applicable	0	Not Applicable
1	See Above	1233 23RD		See Above	10/1/2019	Y	Clear	N	0	0	0	0	not applicable	0	not applicable	0	not applicable	0	not applicable	0	not applicable	0	not applicable	0	not applicable	No problem found	0	0	Not Applicable	0	Not Applicable
1	See Above	1233 23RD		See Above	10/24/2019	Y	Clear	N	0	0	0	0	not applicable	0	not applicable	0	not applicable	0	not applicable	0	not applicable	0	not applicable	0	not applicable	No problem found	0	0	Not Applicable	0	Not Applicable
1	See Above	1233 23RD		See Above	11/7/2019	Y	Clear	N	0	0	0	0	not applicable	0	not applicable	0	not applicable	0	not applicable	0	not applicable	0	not applicable	0	not applicable	No problem found	0	0	Not Applicable	0	Not Applicable
1	See Above	1233 23RD		See Above	11/7/2019	Y	Clear	N	0	0	0	0	not applicable	0	not applicable	0	not applicable	0	not applicable	0	not applicable	0	not applicable	0	not applicable	No problem found	0	0	Not Applicable	0	Not Applicable
1	1	1245 23RD		7/17/2019	7/17/2019	Y	Clear	N	0	0	0	0	not applicable	0	not applicable	0	not applicable	0	not applicable	0	not applicable	0	not applicable	0	not applicable	No problem found	0	0	Not Applicable	0	Not Applicable
1	See Above	1245 23RD		See Above	7/18/2019	Y	Clear	N	0	0	0	0	not applicable	0	not applicable	0	not applicable	0	not applicable	0	not applicable	0	not applicable	0	not applicable	No problem found	0	0	Not Applicable	0	Not Applicable
1	See Above	1245 23RD		See Above	7/22/2019	Y	Clear	N	0	0	0	0	not applicable	0	not applicable	0	not applicable	0	not applicable	0	not applicable	0	not applicable	0	not applicable	No problem found	0	0	Not Applicable	0	Not Applicable
1	See Above	1245 23RD		See Above	7/29/2019	Y	Hazy	N	0	0	0	0	not applicable	0	not applicable	0	not applicable	0	not applicable	0	not applicable	0	not applicable	0	not applicable	No problem found	0	0	Not Applicable	0	Not Applicable
1	See Above	1245 23RD		See Above	9/18/2019	Y	Rain	N	0	0	0	0	not applicable	0	not applicable	0	not applicable	0	not applicable	0	not applicable	0	not applicable	0	not applicable	No problem found	0	0	Not Applicable	0	Not Applicable
1	See Above	1245 23RD		See Above	9/18/2019	Y	Rain	N	0	0	0	0	not applicable	0	not applicable	0	not applicable	0	not applicable	0	not applicable	0	not applicable	0	not applicable	No problem found	0	0	Not Applicable	0	Not Applicable
1	See Above	1245 23RD		See Above	10/1/2019	Y	Clear	N	0	0	0	0	not applicable	0	not applicable	0	not applicable	0	not applicable	0	not applicable	0	not applicable	0	not applicable	No problem found	0	0	Not Applicable	0	Not Applicable
1	See Above	1245 23RD		See Above	10/24/2019	Y	Clear	N	0	0	0	0	not applicable	0	not applicable	0	not applicable	0	not applicable	0	not applicable	0	not applicable	0	not applicable	No problem found	0	0	Not Applicable	0	Not Applicable
1	See Above	1245 23RD		See Above	11/7/2019	Y	Clear	N	0	0	0	0	not applicable	0	not applicable	0	not applicable	0	not applicable	0	not applicable	0	not applicable	0	not applicable	No problem found	0	0	Not Applicable	0	Not Applicable
1	See Above	1245 23RD		See Above	11/7/2019	Y	Clear	N	0	0	0	0	not applicable	0	not applicable	0	not applicable	0	not applicable	0	not applicable	0	not applicable	0	not applicable	No problem found	0	0	Not Applicable	0	Not Applicable
1	1	1300 MARITIME		10/17/2019	10/17/2019	Y	Clear	N	0	0	0	1	Problem Fixed	0	not applicable	0	not applicable	0	not applicable	0	not applicable	0	not applicable	0	not applicable	Clear R13 Erosion Controls- Verbal Notice Issued. Maintain construction driveway. Cover dirt piles.	1	1	Yes	0	Not Applicable
1	1	1301 CLAY		9/24/2019	9/24/2019	Y	Clear	N	0	0	0	0	Not Applicable	0	not applicable	0	not applicable	0	not applicable	0	Not Applicable	0	not applicable	0	not applicable	No problem found	0	0	Not Applicable	0	Not Applicable
1	1	1307 PULLMAN		10/21/2019	10/21/2019	Y		N	0	1	0	0	Not Applicable	0	not applicable	0	not applicable	0	not applicable	0	Not Applicable	0	not applicable	0	not applicable	No problem found	0	0	Not Applicable	0	Not Applicable
1	See Above	1307 PULLMAN		See Above	12/3/2019	Y	Rain	N	0	1	0	0	Not Applicable	0	not applicable	0	not applicable	0	not applicable	0	Not Applicable	0	not applicable	0	not applicable	No problem found	0	0	Not Applicable	0	Not Applicable
1	See Above	1307 PULLMAN		See Above	12/11/2019	Y	Rain	N	0	1	0	0	Not Applicable	0	not applicable	0	not applicable	0	not applicable	0	Not Applicable	0	not applicable	0	not applicable	No problem found	0	0	Not Applicable	0	Not Applicable
1	See Above	1307 PULLMAN		See Above	1/16/2020	Y	Rain	N	0	1	0	0	Not Applicable	0	not applicable	0	not applicable	0	not applicable	0	Not Applicable	0	not applicable	0	not applicable	No problem found	0	0	Not Applicable	0	Not Applicable
1	See Above	1307 PULLMAN		See Above	1/16/2020	Y	Rain	N	0	1	0	0	Not Applicable	0	not applicable	0	not applicable	0	not applicable	0	Not Applicable	0	not applicable	0	not applicable	No problem found	0	0	Not Applicable	0	Not Applicable
1	See Above	1307 PULLMAN		See Above	2/27/2020	Y	Clear	N	0	1	0	0	Not Applicable	0	not applicable	0	not applicable	0	not applicable	0	Not Applicable	0	not applicable	0	not applicable	No problem found	0	0	Not Applicable	0	Not Applicable
1	See Above	1307 PULLMAN		See Above	3/16/2020	Y	Rain	N	0	1	0	0	Not Applicable	0	not applicable	0	not applicable	0	not applicable	0	Not Applicable	0	not applicable	0	not applicable	No problem found	0	0	Not Applicable	0	Not Applicable
1	1	13095 SKYLINE		11/1/2019	11/1/2019	Y	Clear	N	1	0	0	0	Not Applicable	0	not applicable	0	not applicable	0	not applicable	0	Not Applicable	0	not applicable	0	not applicable	No problem found	0	0	Not Applicable	0	Not Applicable
1	1	13462 CAMPUS		10/21/2019	10/21/2019	Y		N	1	0	0	0	Not Applicable	0	not applicable	0	not applicable	0	not applicable	0	Not Applicable	0	not applicable	0	not applicable	No problem found	0	0	Not Applicable	0	Not Applicable

**City of Oakland
Summary of Construction Site Control Inspections
Private Projects
FY 2019-2020**

Enter "1" per inspection	Enter "1" for each site	Street Number	Site Name (Street Name)	Date			Weather	Rain & Runoff Y/N	High Priority site disturbing <1 acre of soil requiring storm water runoff quality inspection	> 1 acre	Hillside Avg. Slope 20% Dist ≥ 5,000sf and < 1 acre	BMP Categories - Problems and Resolution (Resolution Options: Problem Fixed (immediately or within 10 days), Need More Time, Escalate Enforcement)						Illicit Discharge (R19)	Comments (Problem & Resolution)	Enforcement Level (R21)	Violation Corrected? (Y/N/TBD) & Date Correction Verified									
				First Inspection Date for the Site	Inspection Date	Site Fully Stabilized						Erosion (R13)	Sediment (R14)	Run-on & Runoff (R15)	Active Treatment (R16)	Site Mgt. (R17)	Non S/W Mgt (R18)				10 Days	30 Days								
1	1	13526 CAMPUS		10/29/2019	10/29/2019	Y	Clear	N	1	0	0	1	Problem Fixed	0	not applicable	0	not applicable	0	not applicable	1	Problem Fixed	0	not applicable	0	not applicable	2	1	yes	0	Not Applicable
1	1	13811 CAMPUS		10/29/2019	10/29/2019	Y	Clear	N	1	0	0	0	Not Applicable	0	not applicable	0	not applicable	0	not applicable	0	Not Applicable	0	not applicable	0	not applicable	0	0	Not Applicable	0	Not Applicable
1	1	13935 SKYLINE		9/27/2019	9/27/2019	Y	Cloudy	N	1	0	0	0	Not Applicable	0	not applicable	0	not applicable	0	not applicable	0	Not Applicable	0	not applicable	0	not applicable	0	0	Not Applicable	0	Not Applicable
1	See Above	13935 SKYLINE		See Above	12/10/2019	Y	Rain	N	1	0	0	0	Not Applicable	0	not applicable	0	not applicable	0	not applicable	0	Not Applicable	0	not applicable	0	not applicable	0	0	Not Applicable	0	Not Applicable
1	See Above	13935 SKYLINE		See Above	12/20/2019	Y	Rain	N	1	0	0	0	Not Applicable	0	not applicable	0	not applicable	0	not applicable	0	Not Applicable	0	not applicable	0	not applicable	0	0	Not Applicable	0	Not Applicable
1	1	1401 WOOD		7/24/2019	7/24/2019	Y	Clear	N	0	1	0	0	Not Applicable	0	not applicable	0	not applicable	0	not applicable	0	Not Applicable	0	not applicable	0	not applicable	0	0	Not Applicable	0	Not Applicable
1	See Above	1401 WOOD		See Above	7/29/2019	Y	Hazy	N	0	1	0	0	Not Applicable	0	not applicable	0	not applicable	0	not applicable	0	Not Applicable	0	not applicable	0	not applicable	0	0	Not Applicable	0	Not Applicable
1	See Above	1401 WOOD		See Above	10/29/2019	Y	Clear	N	0	1	0	1	Problem Fixed	1	Problem Fixed	0	not applicable	0	not applicable	1	Problem Fixed	0	not applicable	1	Problem Fixed	1	1	Yes	0	Not Applicable
1	See Above	1401 WOOD		See Above	11/6/2019	Y	Clear	N	0	1	0	0	Not Applicable	0	not applicable	0	not applicable	0	not applicable	0	Not Applicable	0	not applicable	0	not applicable	0	0	Not Applicable	0	Not Applicable
1	1	1402 E 12TH		9/25/2019	9/25/2019	Y	Clear	N	0	0	0	0	not applicable	1	Need More Time	0	not applicable	0	not applicable	1	Problem Fixed	0	not applicable	0	not applicable	2	1	Not Applicable	1	Yes
1	See Above	1402 E 12TH		See Above	9/27/2019	Y	Cloudy	N	0	0	0	0	not applicable	1	Problem Fixed	0	not applicable	0	not applicable	0	not applicable	0	not applicable	0	not applicable	1	1	Yes	0	Not Applicable
1	1	1424 105TH		11/16/2019	11/16/2019	Y	Clear	N	0	0	0	1	Problem Fixed	1	Problem Fixed	0	not applicable	0	not applicable	0	not applicable	0	not applicable	0	not applicable	2	1	Yes	0	Not Applicable
1	See Above	1424 105TH		See Above	3/8/2020	Y	Clear	N	0	0	0	0	not applicable	0	not applicable	0	not applicable	0	not applicable	0	not applicable	0	not applicable	0	not applicable	1	0	YES	0	Not Applicable
1	See Above	1424 105TH		See Above	4/8/2020	Y	Cloudy	N	0	0	0	0	not applicable	0	not applicable	0	not applicable	0	not applicable	0	not applicable	0	not applicable	0	not applicable	1	0	Yes	0	Not Applicable
1	1	1429 ALICE		9/25/2019	9/25/2019	Y	Clear	N	0	0	0	0	Not Applicable	0	not applicable	0	not applicable	0	not applicable	0	Not Applicable	0	not applicable	0	not applicable	0	0	Not Applicable	0	Not Applicable
1	See Above	1429 ALICE		See Above	11/4/2019	Y	Cloudy	N	0	0	0	0	Not Applicable	0	not applicable	0	not applicable	0	not applicable	0	Not Applicable	0	not applicable	0	not applicable	0	0	Not Applicable	0	Not Applicable
1	1	1431 JEFFERSON		8/23/2019	8/23/2019	Y	Clear	N	0	0	0	0	not applicable	0	not applicable	0	not applicable	0	not applicable	1	Need More Time	0	not applicable	0	not applicable	2	1	Not Applicable	0	Not Applicable
1	See Above	1431 JEFFERSON		See Above	8/27/2019	Y	Clear	N	0	0	0	1	Need More Time	1	Need More Time	0	not applicable	0	not applicable	1	Need More Time	0	not applicable	0	not applicable	2	1	Not Applicable	0	Not Applicable

**City of Oakland
Summary of Construction Site Control Inspections
Private Projects
FY 2019-2020**

Enter "1" per inspection	Enter "1" for each site	Street Number	Site Name (Street Name)	Date			Weather	Rain & Runoff Y/N	High Priority site disturbing <1 acre of soil requiring storm water runoff quality inspection	> 1 acre	Hillside Avg. Slope 20% Dist ≥ 5,000sf and < 1 acre	BMP Categories - Problems and Resolution (Resolution Options: Problem Fixed (immediately or within 10 days), Need More Time, Escalate Enforcement)						Illicit Discharge (R19)	Comments (Problem & Resolution)	Enforcement Level (R21)	Violation Corrected? (Y/N/TBD) & Date Correction Verified								
				First Inspection Date for the Site	Inspection Date	Site Fully Stabilized						Erosion (R13)	Sediment (R14)	Run-on & Runoff (R15)	Active Treatment (R16)	Site Mgt. (R17)	Non S/W Mgt (R18)				10 Days	30 Days							
1	See Above	1431 JEFFERSON	See Above	9/12/2019	Y	Clear	N	0	0	0	1	Need More Time	0	not applicable	0	not applicable	0	not applicable	1	Problem Fixed	0	not applicable	0	not applicable	2	1	Not Applicable	0	Not Applicable
1	See Above	1431 JEFFERSON	See Above	9/24/2019	Y	Clear	N	0	0	0	1	Problem Fixed	0	not applicable	0	not applicable	0	not applicable	1	Problem Fixed	0	not applicable	0	not applicable	0	0	Not Applicable	0	Not Applicable
1	See Above	1431 JEFFERSON	See Above	5/7/2020	Y	Clear	N	0	0	0	0	Not Applicable	0	not applicable	0	not applicable	0	not applicable	0	Not Applicable	0	not applicable	0	not applicable	0	0	Not Applicable	0	Not Applicable
1	1	1433 WEBSTER	3/26/2020	3/26/2020	Y	Clear	N	0	0	0	0	Not Applicable	0	not applicable	0	not applicable	0	not applicable	0	Not Applicable	0	not applicable	0	not applicable	0	0	Not Applicable	0	Not Applicable
1	1	1450 32ND	12/19/2019	12/19/2019	Y	Overcast	N	0	0	0	1	Problem Fixed	1	Problem Fixed	1	Problem Fixed	0	not applicable	0	not applicable	0	not applicable	0	not applicable	3	1	Yes	0	Not Applicable
1	See Above	1450 32ND	See Above	5/13/2020	Y	Rain	N	0	0	0	0	not applicable	0	not applicable	0	not applicable	0	not applicable	0	not applicable	0	not applicable	0	not applicable	0	0	Not Applicable	0	Not Applicable
1	1	150 4TH	10/25/2019	10/25/2019	Y	Clear	N	0	0	0	0	Not Applicable	0	Not Applicable	0	Not Applicable	0	Not Applicable	0	Not Applicable	0	Not Applicable	0	Not Applicable	0	0	Not Applicable	0	Not Applicable
1		1500 105TH	11/16/2019	11/16/2019	Y	Clear	N	0	0	0	1	Problem Fixed	1	Problem Fixed	0	not applicable	0	not applicable	0	not applicable	0	not applicable	0	not applicable	2	1	Not Applicable	0	Not Applicable
1	See Above	1500 105TH	See Above	3/8/2020	Y	Clear	N	0	0	0	1	Problem Fixed												2	1	Yes	0	Not Applicable	
1	See Above	1500 105TH	See Above	4/8/2020	Y	Cloudy	N	0	0	0														2	1	Yes	0	Not Applicable	
1		1520 105TH	11/16/2019	11/16/2019	Y	Clear	N	0	0	0	1	Problem Fixed	1	Problem Fixed	0	not applicable	0	not applicable	0	not applicable	0	not applicable	0	not applicable	2	1	Yes	0	Not Applicable
1	See Above	1520 105TH	See Above	3/8/2020	Y	Clear	N	0	0	0														2	1	Yes	0	Not Applicable	
1	See Above	1520 105TH	See Above	4/8/2020	Y	Cloudy	N	0	0	0														2	1	Yes	0	Not Applicable	
1		1528 105TH	11/16/2019	11/16/2019	Y	Clear	N	0	0	0	1	Problem Fixed	1	Problem Fixed	0	not applicable	0	not applicable	0	not applicable	0	not applicable	0	not applicable	2	1	Not Applicable	0	Not Applicable
1	See Above	1528 105TH	See Above	3/8/2020	Y	Clear	N	0	0	0														2	1	Yes	0	Not Applicable	

**City of Oakland
Summary of Construction Site Control Inspections
Private Projects
FY 2019-2020**

Enter "1" per inspection	Enter "1" for each site	Street Number	Site Name (Street Name)	Date			Weather	Rain & Runoff Y/N	High Priority site disturbing <1 acre of soil requiring storm water runoff quality inspection	> 1 acre	Hillside Avg. Slope 20% Dist ≥ 5,000sf and < 1 acre	BMP Categories - Problems and Resolution (Resolution Options: Problem Fixed (immediately or within 10 days), Need More Time, Escalate Enforcement)						Illicit Discharge (R19)	Comments (Problem & Resolution)	Enforcement Level (R21)	Violation Corrected? (Y/N/TBD) & Date Correction Verified								
				First Inspection Date for the Site	Inspection Date	Site Fully Stabilized						Erosion (R13)	Sediment (R14)	Run-on & Runoff (R15)	Active Treatment (R16)	Site Mgt. (R17)	Non S/W Mgt (R18)				10 Days	30 Days							
1	See Above	1528 105TH	See Above	4/8/2020	Y	Cloudy	N	0	0	0									2	1	Yes	0	Not Applicable						
1		1536 105TH	11/16/2019	11/16/2019	Y	Clear	N	0	0	0	1	Problem Fixed	1	Problem Fixed	0	not applicable	0	not applicable	0	not applicable	0	not applicable	0	not applicable	2	1	Yes	0	Not Applicable
1	See Above	1536 105TH	See Above	3/8/2020	Y	Clear	N	0	0	0									2	1	Yes	0	Not Applicable						
1	See Above	1536 105TH	See Above	4/8/2020	Y	Cloudy	N	0	0	0									2	1	yes	0	Not Applicable						
1	1	1538 GRAND VIEW	See Above	10/30/2019	Y	Clear	N	1	0	0	1	Problem Fixed	1	Problem Fixed	1	Problem Fixed	0	Not Applicable	1	Problem Fixed	0	Not Applicable	0	Not Applicable	2	1	Yes	0	Not Applicable
1	See Above	1538 GRAND VIEW	See Above	3/4/2020	Y	Clear	N	1	0	0	0	Not Applicable	0	Not Applicable	0	Not Applicable	0	Not Applicable	0	Not Applicable	0	Not Applicable	0	Not Applicable	0	0	Not Applicable	0	Not Applicable
1		1544 105TH	11/16/2019	11/16/2019	Y	Clear	N	0	0	0	1	Problem Fixed	1	Problem Fixed	0	not applicable	0	not applicable	0	not applicable	0	not applicable	0	not applicable	2	1	Not Applicable	0	Not Applicable
1	See Above	1544 105TH	See Above	3/8/2020	Y	Clear	N	0	0	0			1	Problem Fixed					1	Problem Fixed					2	1	yes	0	Not Applicable
1	See Above	1544 105TH	See Above	4/8/2020	Y	Cloudy	N	0	0	0	1	Problem Fixed													2	1	Yes	0	Not Applicable
1		1548 105TH	11/16/2019	11/16/2019	Y	Clear	N	0	0	0	1	Problem Fixed	1	Problem Fixed	0	not applicable	0	not applicable	0	not applicable	0	not applicable	0	not applicable	2	1	Not Applicable	0	Not Applicable
1	See Above	1548 105TH	See Above	3/8/2020	Y	Clear	N	0	0	0			1	Problem Fixed					1	Problem Fixed					2	1	Yes	0	Not Applicable
1	See Above	1548 105TH	See Above	4/8/2020	Y	Cloudy	N	0	0	0	1	Problem Fixed													2	1	Yes	0	Not Applicable
1	1	1549 32ND	9/25/2019	9/25/2019	Y	Clear	N	0	0	0	0	Not Applicable	0	Not Applicable	0	Not Applicable	0	Not Applicable	0	Not Applicable	0	Not Applicable	0	Not Applicable	0	0	Not Applicable	0	Not Applicable
1	1	155 4TH	10/25/2019	10/25/2019	Y	Clear	N	0	0	0	0	Not Applicable	0	Not Applicable	0	Not Applicable	0	Not Applicable	0	Not Applicable	0	Not Applicable	0	Not Applicable	0	0	Not Applicable	0	Not Applicable

**City of Oakland
Summary of Construction Site Control Inspections
Private Projects
FY 2019-2020**

Enter "1" per inspection	Enter "1" for each site	Street Number	Site Name (Street Name)	Date			Weather	Rain & Runoff Y/N	High Priority site disturbing <1 acre of soil requiring storm water runoff quality inspection	> 1 acre	Hillside Avg. Slope 20% Dist ≥ 5,000sf and < 1 acre	BMP Categories - Problems and Resolution (Resolution Options: Problem Fixed (immediately or within 10 days), Need More Time, Escalate Enforcement)						Illicit Discharge (R19)	Comments (Problem & Resolution)	Enforcement Level (R21)	Violation Corrected? (Y/N/TBD) & Date Correction Verified										
				First Inspection Date for the Site	Inspection Date	Site Fully Stabilized						Erosion (R13)	Sediment (R14)	Run-on & Runoff (R15)	Active Treatment (R16)	Site Mgt. (R17)	Non S/W Mgt (R18)				10 Days	30 Days									
																							10 Days	30 Days							
1	1	1550 GRAND VIEW		10/30/2019	10/30/2019	Y	Clear	N	1	0	0	1	Problem Fixed	1	Problem Fixed	1	Problem Fixed	0	Not Applicable	1	Problem Fixed	0	Not Applicable	0	Not Applicable	2	1	Yes	0	Not Applicable	Clear R13 Erosion Controls - CN Issued R14 Sediment- CN Issued R15 Run-on/Runoff- CN Issued R17 Site Management- CN Issued. The contractor has not winterized his construction site. No erosion controls in place. Trash and debris are all over the construction site.. The construction site needs construction fencing. The site was to windy to leave the Correction Notice on site. No one on site today. Reschedule inspection.
1	1	1560 105TH		11/16/2019	11/16/2019	Y	Clear	N	0	0	0	1	Problem Fixed	1	Problem Fixed	0	not applicable	0	not applicable	0	not applicable	0	not applicable	0	not applicable	2	1	Yes	0	Not Applicable	Clear. The contractor has installed erosion controls and a construction driveway on 105th. The contractor has lined the construction site with waddle rolls, he needs to install stakes or sandbags to hold down the waddles before it starts to rain.
1	See Above	1560 105TH		See Above	3/8/2020	Y	Clear	N	0	0	0														2	1	Yes	0	Not Applicable	I inspected the erosion control at this construction site. Dust controls are required the contractor needs to use more water. Construction driveway needs more rattle plates to help clean the trucks tires before reaching the street. Run a street sweeper to remove the dust that is being tracked off site. Prevent sediment from leaving the construction site. Keep the streets clean. Contractor has installed K rails per traffic plan on 105th Ave.	
1	See Above	1560 105TH		See Above	4/8/2020	Y	Cloudy	N	0	0	0														2	1	Yes	0	Not Applicable	C - 6 Inspection. I inspected the erosion controls at this construction site. The contractor has installed the modular units on 105 th Ave. They have removed the K-rails off the street. The contractor is using the Baker Tanks system for filtering the water on site. The dirt piles in the rear on 105th Ave must be cover with plastic when not being used.	
1	1	160 FRANKLIN		10/21/2019	10/21/2019	Y		N	1	0	0	0	Not Applicable	0	Not Applicable	0	Not Applicable	0	Not Applicable	0	Not Applicable	0	Not Applicable	0	Not Applicable	0	0	Not Applicable	0	Not Applicable	No problem found
1	See Above	160 FRANKLIN		See Above	10/21/2019	Y		N	1	0	0	0	Not Applicable	0	Not Applicable	0	Not Applicable	0	Not Applicable	0	Not Applicable	0	Not Applicable	0	Not Applicable	0	0	Not Applicable	0	Not Applicable	No problem found
1	1	1650 MOUNTAIN		8/23/2019	8/23/2019	Y	Clear	N	1	0	0	0	Not Applicable	0	Not Applicable	0	Not Applicable	0	Not Applicable	0	Not Applicable	0	Not Applicable	0	Not Applicable	0	0	Not Applicable	0	Not Applicable	No problem found
1	1	169 SHERIDAN		8/7/2019	8/7/2019	Y	Clear	N	1	0	0	0	Not Applicable	0	Not Applicable	0	Not Applicable	0	Not Applicable	0	Not Applicable	0	Not Applicable	0	Not Applicable	0	0	Not Applicable	0	Not Applicable	No problem found
1	See Above	169 SHERIDAN		See Above	8/23/2019	Y	Clear	N	1	0	0	0	Not Applicable	0	Not Applicable	0	Not Applicable	0	Not Applicable	0	Not Applicable	0	Not Applicable	0	Not Applicable	0	0	Not Applicable	0	Not Applicable	No problem found
1	See Above	169 SHERIDAN		See Above	11/6/2019	Y	Clear	N	1	0	0	0	Not Applicable	0	Not Applicable	0	Not Applicable	1	Problem Fixed	0	Not Applicable	0	Not Applicable	0	Not Applicable	1	1	Yes	0	Not Applicable	No problem found
1	See Above	169 SHERIDAN		See Above	4/7/2020	Y	Clear	N	1	0	0	0	Not Applicable	0	Not Applicable	0	Not Applicable	0	Not Applicable	0	Not Applicable	0	Not Applicable	0	Not Applicable	0	0	Not Applicable	0	Not Applicable	No problem found
1	1	1700 CASTRO		10/17/2019	10/17/2019	Y	Clear	N	0	0	0	0	Not Applicable	0	Not Applicable	0	Not Applicable	0	Not Applicable	0	Not Applicable	0	Not Applicable	0	Not Applicable	0	0	Not Applicable	0	Not Applicable	No problem found
1	1	1701 CAMPBELL		8/21/2019	8/21/2019	Y	Clear	N	0	0	0	0	Not Applicable	0	Not Applicable	0	Not Applicable	0	Not Applicable	0	Not Applicable	0	Not Applicable	0	Not Applicable	0	0	Not Applicable	0	Not Applicable	No problem found
1	See Above	1701 CAMPBELL		See Above	8/23/2019	Y	Clear	N	0	0	0	0	Not Applicable	0	Not Applicable	0	Not Applicable	0	Not Applicable	0	Not Applicable	0	Not Applicable	0	Not Applicable	0	0	Not Applicable	0	Not Applicable	No problem found
1	See Above	1701 CAMPBELL		See Above	9/11/2019	Y	Clear	N	0	0	0	0	Not Applicable	0	Not Applicable	0	Not Applicable	0	Not Applicable	0	Not Applicable	0	Not Applicable	0	Not Applicable	0	0	Not Applicable	0	Not Applicable	No problem found
1	See Above	1701 CAMPBELL		See Above	10/18/2019	Y	Clear	N	0	0	0	0	Not Applicable	0	Not Applicable	0	Not Applicable	0	Not Applicable	0	Not Applicable	0	Not Applicable	0	Not Applicable	0	0	Not Applicable	0	Not Applicable	No problem found
1	See Above	1701 CAMPBELL		See Above	10/23/2019	Y		N	0	0	0	1	Problem Fixed	1	Problem Fixed	0	Not Applicable	0	Not Applicable	0	Not Applicable	0	Not Applicable	0	Not Applicable	2	1	Yes	0	Not Applicable	Clear R13 Erosion Controls - CN Issued R14 Sediment- CN Issued. The construction trucks are tracking sediment / mud off site onto City Streets. No one cleaning up after the trucks. No Street Sweeper on site. The contractor has removed the steel rattle plates from the construction driveway. See attached Correction Notice.
1	See Above	1701 CAMPBELL		See Above	11/6/2019	Y	Clear	N	0	0	0	0	Not Applicable	0	Not Applicable	0	Not Applicable	0	Not Applicable	0	Not Applicable	0	Not Applicable	0	Not Applicable	0	0	Not Applicable	0	Not Applicable	No problem found
1	See Above	1701 CAMPBELL		See Above	11/12/2019	Y	Cloudy	N	0	0	0	0	Not Applicable	0	Not Applicable	0	Not Applicable	0	Not Applicable	0	Not Applicable	0	Not Applicable	0	Not Applicable	0	0	Not Applicable	0	Not Applicable	No problem found
1	See Above	1701 CAMPBELL		See Above	2/21/2020	Y	Clear	N	0	0	0	1	Problem Fixed	0	Not Applicable	0	Not Applicable	0	Not Applicable	0	Not Applicable	0	Not Applicable	0	Not Applicable	1	1	Yes	0	Not Applicable	Inspect erosion controls, C- 6 Inspection. The contractor dirt piles are only partially covered with plastic on the 16th St side. The contractor must stop and recover all of the piles today before quitting time. The dirt piles can not be left uncovered for the weekend.
1	See Above	1701 CAMPBELL		See Above	2/24/2020	Y	Clear	N	0	0	0	1	Problem Fixed	0	Not Applicable	0	Not Applicable	0	Not Applicable	0	Not Applicable	0	Not Applicable	0	Not Applicable	2	1	Yes	0	Not Applicable	I inspected erosion controls. The contractor dirt piles are only half covered with plastic on the 16th Street side.I informed the Supt. Jorge that this needs to be corrected. I will follow with another inspection on Friday 02/28/20.
1	See Above	1701 CAMPBELL		See Above	4/7/2020	Y	Clear	N	0	0	0	1	Problem Fixed	0	Not Applicable	0	Not Applicable	0	Not Applicable	0	Not Applicable	0	Not Applicable	0	Not Applicable	2	1	Yes	0	Not Applicable	C - 6 Inspection. I inspected the erosion controls. The contractor did a good job of covering up his stock dirt piles on 17th St. The contractor is now working on installing the sidewalk curb and gutters..

**City of Oakland
Summary of Construction Site Control Inspections
Private Projects
FY 2019-2020**

Enter "1" per inspection	Enter "1" for each site	Street Number	Site Name (Street Name)	Date			Weather	Rain & Runoff Y/N	High Priority site disturbing <1 acre of soil requiring storm water runoff quality inspection	> 1 acre	Hillside Avg. Slope 20% Dist ≥ 5,000sf and < 1 acre	BMP Categories - Problems and Resolution (Resolution Options: Problem Fixed (immediately or within 10 days), Need More Time, Escalate Enforcement)						Illicit Discharge (R19)	Comments (Problem & Resolution)	Enforcement Level (R21)	Violation Corrected? (Y/N/TBD) & Date Correction Verified									
				First Inspection Date for the Site	Inspection Date	Site Fully Stabilized						Erosion (R13)	Sediment (R14)	Run-on & Runoff (R15)	Active Treatment (R16)	Site Mgt. (R17)	Non S/W Mgt (R18)				10 Days	30 Days								
1	1	17020 BROADWAY		7/23/2019	7/23/2019	Y	Clear	N	0	0	0	1	Problem Fixed	0	Not Applicable	0	Not Applicable	0	Not Applicable	1	Problem Fixed	0	Not Applicable	0	Not Applicable	2	1	Yes	0	Not Applicable
1	See Above	17020 BROADWAY	See Above	9/6/2019		Y	Cloudy	N	0	0	0	0	Not Applicable	0	Not Applicable	0	Not Applicable	0	Not Applicable	0	Not Applicable	0	Not Applicable	0	0	0	0	Not Applicable	0	Not Applicable
1	See Above	17020 BROADWAY	See Above	9/19/2019		Y	Clear	N	0	0	0	0	Not Applicable	0	Not Applicable	0	Not Applicable	0	Not Applicable	0	Not Applicable	0	Not Applicable	0	0	0	0	Not Applicable	0	Not Applicable
1	1	1708 WOOD		7/17/2019	7/17/2019	Y	Clear	N	0	1	0	0	Not Applicable	0	Not Applicable	0	Not Applicable	0	Not Applicable	0	Not Applicable	0	Not Applicable	0	0	0	0	Not Applicable	0	Not Applicable
1	See Above	1708 WOOD	See Above	8/2/2019		Y	Clear	N	0	1	0	0	Not Applicable	0	Not Applicable	0	Not Applicable	0	Not Applicable	0	Not Applicable	0	Not Applicable	0	0	0	0	Not Applicable	0	Not Applicable
1	See Above	1708 WOOD	See Above	8/15/2019		Y	Clear	N	0	1	0	0	Not Applicable	0	Not Applicable	0	Not Applicable	0	Not Applicable	0	Not Applicable	0	Not Applicable	0	0	0	0	Not Applicable	0	Not Applicable
1	See Above	1708 WOOD	See Above	10/23/2019		Y	Clear	N	0	1	0	1	Problem Fixed	1	Problem Fixed	0	Not Applicable	0	Not Applicable	0	Not Applicable	0	Not Applicable	1	1	Yes	0	Not Applicable		
1	See Above	1708 WOOD	See Above	1/3/2020		Y	Clear	N	0	1	0	0	Not Applicable	0	Not Applicable	0	Not Applicable	0	Not Applicable	0	Not Applicable	0	Not Applicable	0	0	0	0	Not Applicable	0	Not Applicable
1	See Above	1708 WOOD	See Above	1/20/2020		Y	Clear	N	0	1	0	0	Not Applicable	0	Not Applicable	0	Not Applicable	0	Not Applicable	0	Not Applicable	0	Not Applicable	0	0	0	0	Not Applicable	0	Not Applicable
1	See Above	1708 WOOD	See Above	5/8/2020		Y	Clear	N	0	1	0	0	Not Applicable	0	Not Applicable	0	Not Applicable	0	Not Applicable	0	Not Applicable	0	Not Applicable	0	0	0	0	Not Applicable	0	Not Applicable
1	See Above	1708 WOOD	See Above	5/13/2020		Y	Rain	N	0	1	0	0	Not Applicable	0	Not Applicable	0	Not Applicable	0	Not Applicable	0	Not Applicable	0	Not Applicable	0	0	0	0	Not Applicable	0	Not Applicable
1	See Above	1708 WOOD	See Above	5/18/2020		Y	Rain	N	0	1	0	0	Not Applicable	0	Not Applicable	0	Not Applicable	0	Not Applicable	0	Not Applicable	0	Not Applicable	0	0	0	0	Not Applicable	0	Not Applicable
1	See Above	1708 WOOD	See Above	5/20/2020		Y	Clear	N	0	1	0	0	Not Applicable	0	Not Applicable	0	Not Applicable	0	Not Applicable	0	Not Applicable	0	Not Applicable	0	0	0	0	Not Applicable	0	Not Applicable
1	See Above	1708 WOOD	See Above	5/22/2020		Y	Clear	N	0	1	0	0	Not Applicable	0	Not Applicable	0	Not Applicable	0	Not Applicable	0	Not Applicable	0	Not Applicable	0	0	0	0	Not Applicable	0	Not Applicable
1	See Above	1708 WOOD	See Above	6/4/2020		Y	Clear	N	0	1	0	0	Not Applicable	0	Not Applicable	0	Not Applicable	0	Not Applicable	0	Not Applicable	0	Not Applicable	0	0	0	0	Not Applicable	0	Not Applicable
1	See Above	1708 WOOD	See Above	6/23/2020		Y	Clear	N	0	1	0	0	Not Applicable	0	Not Applicable	0	Not Applicable	0	Not Applicable	0	Not Applicable	0	Not Applicable	0	0	0	0	Not Applicable	0	Not Applicable
1	1	171 SHERIDAN		8/7/2019	8/7/2019	Y	Clear	N	1	0	0	0	Not Applicable	0	Not Applicable	0	Not Applicable	0	Not Applicable	1	Problem Fixed	0	Not Applicable	0	Not Applicable	1	1	Yes	0	Not Applicable
1	See Above	171 SHERIDAN	See Above	12/5/2019		Y	Clear	N	1	0	0	1	Problem Fixed	0	Not Applicable	0	Not Applicable	0	Not Applicable	0	Not Applicable	0	Not Applicable	0	Not Applicable	1	1	Yes	0	Not Applicable
1	1	1717 WEBSTER		8/13/2019	8/13/2019	Y	Clear	N	0	0	0	0	Not Applicable	1	Need More Time	0	Not Applicable	0	Not Applicable	1	Need More Time	0	Not Applicable	0	Not Applicable	1	1	Yes	0	Not Applicable
1	See Above	1717 WEBSTER	See Above	10/23/2019		Y	Clear	N	0	0	0	0	Not Applicable	1	Need More Time	0	Not Applicable	0	Not Applicable	1	Need More Time	0	Not Applicable	0	Not Applicable	1	1	Yes	0	Not Applicable
1	See Above	1717 WEBSTER	See Above	11/19/2019		Y	Clear	N	0	0	0	0	Not Applicable	1	Need More Time	0	Not Applicable	0	Not Applicable	1	Need More Time	0	Not Applicable	0	Not Applicable	1	1	Yes	0	Not Applicable
1	See Above	1717 WEBSTER	See Above	6/25/2020		Y	Clear	N	0	0	0	0	Not Applicable	1	Problem Fixed	0	Not Applicable	0	Not Applicable	1	Problem Fixed	0	Not Applicable	0	Not Applicable	1	1	Yes	0	Not Applicable
1	See Above	1721 WEBSTER	See Above	8/13/2019		Y	Clear	N	0	0	0	0	Not Applicable	1	Need More Time	0	Not Applicable	0	Not Applicable	1	Need More Time	0	Not Applicable	0	Not Applicable	1	1	Yes	0	Not Applicable

**City of Oakland
Summary of Construction Site Control Inspections
Private Projects
FY 2019-2020**

Enter "1" per inspection	Enter "1" for each site	Street Number	Site Name (Street Name)	Date			Weather	Rain & Runoff Y/N	High Priority site disturbing <1 acre of soil requiring storm water runoff quality inspection	> 1 acre	Hillside Avg. Slope 20% Dist ≥ 5,000sf and < 1 acre	BMP Categories - Problems and Resolution (Resolution Options: Problem Fixed (immediately or within 10 days), Need More Time, Escalate Enforcement)						Illicit Discharge (R19)	Comments (Problem & Resolution)	Enforcement Level (R21)	Violation Corrected? (Y/N/TBD) & Date Correction Verified				
				First Inspection Date for the Site	Inspection Date	Site Fully Stabilized						Erosion (R13)	Sediment (R14)	Run-on & Runoff (R15)	Active Treatment (R16)	Site Mgt. (R17)	Non S/W Mgt (R18)				10 Days	30 Days	Yes	0	Not Applicable
1	See Above	1721 WEBSTER	See Above	10/23/2019	Y	Clear	N	0	0	0	0	0	Not Applicable	1	Need More Time	0	Not Applicable	0	Not Applicable	1	1	Yes	0	Not Applicable	Clear. C-6 inspection. The contractor needs to clean and remove all loose dirt from the entrance around the driveway approach. I could not locate the Superintendent, I will come back with a Correction Notice on Thursday 10/24/19.
1	See Above	1721 WEBSTER	See Above	11/19/2019	Y	Clear	N	0	0	0	0	0	Not Applicable	1	Need More Time	0	Not Applicable	0	Not Applicable	1	1	Yes	0	Not Applicable	I inspected the construction site and the erosion controls. The contractor is unloading sheet rock off trucks on Harrison St. They have locked the construction driveway gate, no activity taking place inside or out.
1	See Above	1721 WEBSTER	See Above	6/25/2020	Y	Clear	N	0	0	0	0	0	Not Applicable	1	Problem Fixed	0	Not Applicable	0	Not Applicable	1	1	Yes	0	Not Applicable	The contractor call for a final grading inspection. The construction site is not ready for final inspection The contractor is still constructing the front part of the building. The planters are being poured as we speak in front of the building. Remove all run off sediment materials from the gutter pan and replace the filter fabric in the storm drain on the corner of 19th and Webster St. Construction site is 2 or 3 possibly four weeks away from being ready for a Grading Final. (see attachment)
1	1	1739 WEBSTER	8/13/2019	8/13/2019	Y	Clear	N	0	0	0	0	0	Not Applicable	1	Need More Time	0	Not Applicable	0	Not Applicable	2	1	Yes	0	Not Applicable	During the C-6 Inspection the following violations were observed. 1) The site is tracking dust and debris into the roadway. The curb, gutter and parking lane needs to be clear of all dust and construction debris. All other issues that were talked about will be sent to the Department of Transportation.
1	See Above	1739 WEBSTER	See Above	10/23/2019	Y	Clear	N	0	0	0	0	0	Not Applicable	1	Need More Time	0	Not Applicable	0	Not Applicable	2	1	Yes	0	Not Applicable	Clear. C-6 inspection. The contractor needs to clean and remove all loose dirt from the entrance around the driveway approach. I could not locate the Superintendent, I will come back with a Correction Notice on Thursday 10/24/19.
1	See Above	1739 WEBSTER	See Above	11/19/2019	Y	Clear	N	0	0	0	0	0	Not Applicable	1	Need More Time	0	Not Applicable	0	Not Applicable	2	1	Yes	0	Not Applicable	I inspected the construction site and the erosion controls. The contractor is unloading sheet rock off trucks on Harrison St. They have locked the construction driveway gate, no activity taking place inside or out.
1	See Above	1739 WEBSTER	See Above	6/25/2020	Y	Clear	N	0	0	0	0	0	Not Applicable	1	Need More Time	0	Not Applicable	0	Not Applicable	2	1	Yes	0	Not Applicable	The contractor call for a final grading inspection. The construction site is not ready for final inspection The contractor is still constructing the front part of the building. The planters are being poured as we speak in front of the building. Remove all run off sediment materials from the gutter pan and replace the filter fabric in the storm drain on the corner of 19th and Webster St. Construction site is 2 or 3 possibly four weeks away from being ready for a Grading Final. (see attachment)
1	1	1776 GASPAR	9/26/2019	9/26/2019	Y	Clear	N	1	0	0	0	0	Not Applicable	1	Problem Fixed	0	Not Applicable	0	Not Applicable	2	1	Yes	0	Not Applicable	BMP/S have not been installed at this construction site. The contractor has started grading for a new house. There are No Erosion controls on site. The contractor does not have enough adequate water pressure to control the dust they are generating. The contractor has one traffic lane closed with signs and traffic cones. The construction site requires two flagmen to avoid a head on traffic accident at all times during construction hours. The contractor has posted No Parking signs from the City of San Francisco, not from the City of Oakland. Trucks back up the hill without flagmen. Trucks can not park in front of a Fire Hydrant for any reason. The contractor did not have a set o approved traffic plans on site. A Correction Notice and a STOP WORK ORDER was given to the Contractor..
1	See Above	1776 GASPAR	See Above	10/1/2019	Y	Clear	N	1	0	0	0	0	Not Applicable	0	Not Applicable	0	Not Applicable	0	Not Applicable	0	0	Not Applicable	0	Not Applicable	No problem found
1	See Above	1776 GASPAR	See Above	11/5/2019	Y	Clear	N	1	0	0	1	1	Need More Time	0	Not Applicable	0	Not Applicable	0	Not Applicable	2	0	Not Applicable	1	Yes	Clear R13 Erosion Controls - CN Issued R17 Site Management- The contractor is doing grading work, hill cuts, digging and moving dirt. The slopes that have been cut are not being covered, Erosion controls are required, BMP'S are not being maintained.
1	See Above	1776 GASPAR	See Above	11/13/2019	Y	Cloudy	N	1	0	0	1	1	Need More Time	0	Not Applicable	0	Not Applicable	0	Not Applicable	2	0	Not Applicable	1	Yes	I met with the foreman on the job George. I inspected the grading erosion controls work that was being done. The Contractor must clean up the street and change the filter fabric in the storm drain catch basin at the corner. The contractor must also cover the steep hill cuts and the dirt pile with plastic.
1	See Above	1776 GASPAR	See Above	11/14/2019	Y	Rain	N	1	0	0	1	1	Need More Time	0	Not Applicable	0	Not Applicable	0	Not Applicable	2	0	Not Applicable	1	Yes	NATALIA CALLED INA ND CANCELLED THE INSPECTION 408-460-8169
1	See Above	1776 GASPAR	See Above	11/20/2019	Y	Clear	N	1	0	0	1	1	Need More Time	1	Need More Time	1	Need More Time	1	Need More Time	2	0	Not Applicable	1	Yes	Clear R13 Erosion Controls - CN Issued R14 Sediment- CN Issued R15 Run-on/Runoff- CN Issued R17 Site Management- CN Issued. The contractor is not maintaining BMP'S. Erosion controls are a requirement. The construction site has multiple corrections that need to be addressed by the contractor immediately. See attached Correction Notice.
1	See Above	1776 GASPAR	See Above	3/2/2020	Y	Clear	N	1	0	0	1	1	Problem Fixed	1	Problem Fixed	1	Problem Fixed	0	Not Applicable	1	0	Not Applicable	1	Yes	Clear C- 6 inspection. The contractor has the construction site covered with plastic. No one is on site today. The Owner/ Contractor have installed a large banner 4 Sale sign on the construction fence. The contractor still has construction materials stored across the street from the construction site in the P/R/O/W.

**City of Oakland
Summary of Construction Site Control Inspections
Private Projects
FY 2019-2020**

Enter "1" per inspection	Enter "1" for each site	Street Number	Site Name (Street Name)	Date			Weather	Rain & Runoff Y/N	High Priority site disturbing <1 acre of soil requiring storm water runoff quality inspection	> 1 acre	Hillside Avg. Slope 20% Dist ≥ 5,000sf and < 1 acre	BMP Categories - Problems and Resolution (Resolution Options: Problem Fixed (immediately or within 10 days), Need More Time, Escalate Enforcement)						Illicit Discharge (R19)	Comments (Problem & Resolution)	Enforcement Level (R21)	Violation Corrected? (Y/N/TBD) & Date Correction Verified										
				First Inspection Date for the Site	Inspection Date	Site Fully Stabilized						Erosion (R13)	Sediment (R14)	Run-on & Runoff (R15)	Active Treatment (R16)	Site Mgt. (R17)	Non S/W Mgt (R18)				10 Days	30 Days									
																							10 Days	30 Days							
1	See Above	1776	GASPAR	See Above	4/7/2020	Y	Clear	N	1	0	0	1	Problem Fixed	1	Problem Fixed	1	Problem Fixed	0	Not Applicable	1	Problem Fixed	0	Not Applicable	0	Not Applicable	Date: 4/7/2020 I inspected the erosion controls at the construction site. The contractor still has some exposed dirt areas that need to be covered with plastic. No one is on site. (see attachments)	1	1	Yes	0	Not Applicable
1	1	180	4TH	10/28/2019	10/28/2019	Y	Clear	N	0	0	0	0	Not Applicable	0	Not Applicable	0	Not Applicable	0	Not Applicable	0	Not Applicable	0	Not Applicable	0	Not Applicable	No problem found	0	0	Not Applicable	0	Not Applicable
1	1	1815	ALICE	10/3/2019	10/3/2019	Y	Clear	N	0	0	0	0	Not Applicable	0	Not Applicable	0	Not Applicable	0	Not Applicable	0	Not Applicable	0	Not Applicable	0	Not Applicable	No problem found	0	0	Not Applicable	0	Not Applicable
1	See Above	1815	ALICE	See Above	10/3/2019	Y	Clear	N	0	0	0	0	Not Applicable	0	Not Applicable	0	Not Applicable	0	Not Applicable	0	Not Applicable	0	Not Applicable	0	Not Applicable	No problem found	0	0	Not Applicable	0	Not Applicable
1	See Above	1815	ALICE	See Above	11/19/2019	Y	Clear	N	0	0	0	0	Not Applicable	0	Not Applicable	0	Not Applicable	0	Not Applicable	0	Not Applicable	0	Not Applicable	0	Not Applicable	No problem found	0	0	Not Applicable	0	Not Applicable
1	See Above	1815	ALICE	See Above	11/19/2019	Y	Clear	N	0	0	0	0	Not Applicable	0	Not Applicable	0	Not Applicable	0	Not Applicable	0	Not Applicable	0	Not Applicable	0	Not Applicable	No problem found	0	0	Not Applicable	0	Not Applicable
1	1	1860	ARROWHEAD	9/29/2019	9/29/2019	Y	Clear	N	1	0	0	1	Need More Time	0	Not Applicable	0	Not Applicable	0	Not Applicable	1	Problem Fixed	0	Not Applicable	0	Not Applicable	The contractor is building a new house. BMPs are not being maintained. No erosion controls. No construction driveway. Debris trash not being maintained, cleanup is required. Remove the garbage. No secondary containment pan underneath the Portal potty that is a health has it. Storm drain catch basin is not being maintained. No informational contact sign posted name of, phone number and the hours of operation. Install orange safety caps on all rebar studs. I gave the contractor a Correction Notice.	2	1	Yes	0	Not Applicable
1	1	1889	HARRISON	7/19/2019	7/19/2019	Y	Clear	N	0	0	0	1	Problem Fixed	0	Not Applicable	0	Not Applicable	0	Not Applicable	0	Not Applicable	0	Not Applicable	0	Not Applicable	Field inspection revealed the following violations. 1) No Silt screen on the Harrison street side. Install silt screen. 2) K- rails need to be filled with water. 3). Install cutback on curb ramp to reduce trip and fall hazard. All DI's are protected and clean. The construction driveway is no longer an issue because it will not be used for in and out purposes and has cleaned up with no off site tracking. At the time of my visit there was no tracking and the site was clear of all trash and construction debris. I will revisit the site next week to see that corrections have been made.	2	1	Yes	0	Not Applicable
1	See Above	1889	HARRISON	See Above	8/1/2019	Y	Clear	N	0	0	0	0	Not Applicable	0	Not Applicable	0	Not Applicable	0	Not Applicable	1	Problem Fixed	0	Not Applicable	0	Not Applicable	On 01aug19 I witnessed the following site safety items in front of the job site: 1) A grade-all was loading gypsum board into the upper level floors- there was no spotters around to protect pedestrians or auto traffic. The back end of the grade-all was sticking out into the next traffic lane. 2) Pedestrians had to jaywalk across Harrison st due to no closed sidewalk signage. 3) No closed sidewalk ahead sign at the corner of 17th and Harrison. There was a detour sign only. 4) While doing my plumbing inspection I found (2) open shafts with no fall protection boards. I talked to Mike from general contractor who did get spotters for the grade-all work. All items in the projects CMP and COA must be adhered to at all times. See attached pictures. KM	2	1	Yes	0	Not Applicable
1	See Above	1889	HARRISON	See Above	10/24/2019	Y	Clear	N	0	0	0	0	Not Applicable	0	Not Applicable	0	Not Applicable	0	Not Applicable	0	Not Applicable	0	Not Applicable	0	Not Applicable	No problem found	0	0	Not Applicable	0	Not Applicable
1	See Above	1889	HARRISON	See Above	11/6/2019	Y	Clear	N	0	0	0	1	Need More Time	1	Need More Time	1	Problem Fixed	0	Not Applicable	1	Problem Fixed	1	Problem Fixed	0	Not Applicable	Clear R13 Erosion Controls - CN Issued R14 Sediment- CN Issued R15 Run-on/Runoff- CN Issued R17 Site Management- CN Issued R18 Non S/W Mgmt- CN Issued. The construction site has multi violations that require corrections. See attached Correction Notice.	2	1	Yes	0	Not Applicable
1	See Above	1889	HARRISON	See Above	11/13/2019	Y	Cloudy	N	0	0	0	1	Problem Fixed	1	Problem Fixed	0	Not Applicable	0	Not Applicable	0	Not Applicable	0	Not Applicable	0	Not Applicable	Construction vehicles are tracking sediment off site onto the streets. The contractor does not have a Street Sweeper on site. No one is working on cleaning up the street. Erosion controls are not being maintained. No construction driveways installed only 2 rattle plates. I met walked the site with the Project Manager Derek. He asked for 24 hours and he would make a big difference in his construction site. I will do a follow up inspection between 3 & 4 pm on Tuesday afternoon, if corrections are not made I will issue a Correction Notice	2	1	Yes	0	Not Applicable
1	See Above	1889	HARRISON	See Above	11/16/2019	Y	Clear	N	0	0	0	0	Not Applicable	0	Not Applicable	0	Not Applicable	0	Not Applicable	0	Not Applicable	0	Not Applicable	0	Not Applicable	No problem found	0	0	Not Applicable	0	Not Applicable
1	See Above	1889	HARRISON	See Above	11/22/2019	Y	Clear	N	0	0	0	0	Not Applicable	0	Not Applicable	0	Not Applicable	0	Not Applicable	0	Not Applicable	0	Not Applicable	0	Not Applicable	No problem found	0	0	Not Applicable	0	Not Applicable
1	1	191	98TH	10/30/2019	10/30/2019	Y	Clear	N	0	0	0	0	Not Applicable	0	Not Applicable	0	Not Applicable	0	Not Applicable	0	Not Applicable	0	Not Applicable	0	Not Applicable	No problem found	0	0	Not Applicable	0	Not Applicable
1	1	1919	MARKET	7/19/2019	7/19/2019	Y	Clear	N	1	0	0	0	Not Applicable	1	Problem Fixed	0	Not Applicable	0	Not Applicable	0	Not Applicable	0	Not Applicable	0	Not Applicable	Stop work issued for site tracking.	3	1	Yes	0	Not Applicable
1	See Above	1919	MARKET	See Above	9/30/2019	Y	Rain	N	1	0	0	0	Not Applicable	0	Not Applicable	0	Not Applicable	0	Not Applicable	0	Not Applicable	0	Not Applicable	0	Not Applicable	No problem found	0	0	Not Applicable	0	Not Applicable
1	See Above	1919	MARKET	See Above	4/7/2020	Y	Clear	N	1	0	0	0	Not Applicable	0	Not Applicable	0	Not Applicable	0	Not Applicable	0	Not Applicable	0	Not Applicable	0	Not Applicable	No problem found	0	0	Not Applicable	0	Not Applicable
1	See Above	1919	MARKET	See Above	6/16/2020	Y	Clear	N	1	0	0	0	Not Applicable	0	Not Applicable	0	Not Applicable	0	Not Applicable	0	Not Applicable	0	Not Applicable	0	Not Applicable	No problem found	0	0	Not Applicable	0	Not Applicable
1	See Above	1919	MARKET	See Above	6/23/2020	Y	Clear	N	1	0	0	0	Not Applicable	0	Not Applicable	0	Not Applicable	0	Not Applicable	0	Not Applicable	0	Not Applicable	0	Not Applicable	No problem found	0	0	Not Applicable	0	Not Applicable

**City of Oakland
Summary of Construction Site Control Inspections
Private Projects
FY 2019-2020**

Enter "1" per inspection	Enter "1" for each site	Street Number	Site Name (Street Name)	Date			Weather	Rain & Runoff Y/N	High Priority site disturbing <1 acre of soil requiring storm water runoff quality inspection	> 1 acre	Hillside Avg. Slope 20% Dist ≥ 5,000sf and < 1 acre	BMP Categories - Problems and Resolution (Resolution Options: Problem Fixed (immediately or within 10 days), Need More Time, Escalate Enforcement)						Illicit Discharge (R19)	Comments (Problem & Resolution)	Enforcement Level (R21)	Violation Corrected? (Y/N/TBD) & Date Correction Verified												
				First Inspection Date for the Site	Inspection Date	Site Fully Stabilized						Erosion (R13)	Sediment (R14)	Run-on & Runoff (R15)	Active Treatment (R16)	Site Mgt. (R17)	Non S/W Mgt (R18)				10 Days	30 Days											
1	1	1940 WEBSTER		8/30/2019	8/30/2019	Y	Clear	N	0	0	0	1	Problem Fixed	1	Problem Fixed	0	Not Applicable	0	Not Applicable	1	Problem Fixed	0	Not Applicable	0	Not Applicable	0	Not Applicable	2	1	Yes	0	Not Applicable	C-6 Site inspection revealed the following violations. 1). Construction driveway needs to be refreshed with 3-6 inch rip rap . 2). Construction soil is tracking into the sidewalk area. The waddle on the backside of the fencing needs to be replaced. 3). Slight tracking coming from the driveway, this will be taken care of with the refreshed driveway. I was on site with the two 4 lead inspectors training on C-6 / BMP's A verbal correction was given I will reinspect next week.
1	See Above	1940 WEBSTER		See Above	9/27/2019	Y	Cloudy	N	0	0	0	0	Not Applicable	0	Not Applicable	0	Not Applicable	0	Not Applicable	0	Not Applicable	0	Not Applicable	0	Not Applicable	0	0	Not Applicable	0	Not Applicable	0	Not Applicable	No problem found
1	See Above	1940 WEBSTER		See Above	11/12/2019	Y	Cloudy	N	0	0	0	0	Not Applicable	0	Not Applicable	0	Not Applicable	0	Not Applicable	0	Not Applicable	0	Not Applicable	0	Not Applicable	0	0	Not Applicable	0	Not Applicable	0	Not Applicable	No problem found
1	See Above	1940 WEBSTER		See Above	11/21/2019	Y	Clear	N	0	0	0	0	Not Applicable	0	Not Applicable	0	Not Applicable	0	Not Applicable	0	Not Applicable	0	Not Applicable	0	Not Applicable	0	0	Not Applicable	0	Not Applicable	0	Not Applicable	No problem found
1	See Above	1940 WEBSTER		See Above	12/31/2019	Y	Clear	N	0	0	0	0	Not Applicable	0	Not Applicable	0	Not Applicable	0	Not Applicable	0	Not Applicable	0	Not Applicable	0	Not Applicable	0	0	Not Applicable	0	Not Applicable	0	Not Applicable	No problem found
1	See Above	1940 WEBSTER		See Above	1/16/2020	Y	Rain	N	0	0	0	0	Not Applicable	0	Not Applicable	0	Not Applicable	0	Not Applicable	0	Not Applicable	0	Not Applicable	0	Not Applicable	0	0	Not Applicable	0	Not Applicable	0	Not Applicable	No problem found
1	See Above	1940 WEBSTER		See Above	6/23/2020	Y	Clear	N	0	0	0	0	Not Applicable	0	Not Applicable	0	Not Applicable	0	Not Applicable	0	Not Applicable	0	Not Applicable	0	Not Applicable	0	0	Not Applicable	0	Not Applicable	0	Not Applicable	No problem found
1	1	195 HEGENBERGER		8/8/2019	8/8/2019	Y	Clear	N	0	0	0	0	Not Applicable	0	Not Applicable	0	Not Applicable	0	Not Applicable	0	Not Applicable	0	Not Applicable	0	Not Applicable	0	0	Not Applicable	0	Not Applicable	0	Not Applicable	No problem found
1	See Above	195 HEGENBERGER		See Above	8/12/2019	Y	Clear	N	0	0	0	0	Not Applicable	0	Not Applicable	0	Not Applicable	0	Not Applicable	0	Not Applicable	0	Not Applicable	0	Not Applicable	0	0	Not Applicable	0	Not Applicable	0	Not Applicable	No problem found
1	See Above	195 HEGENBERGER		See Above	8/16/2019	Y	Clear	N	0	0	0	0	Not Applicable	0	Not Applicable	0	Not Applicable	0	Not Applicable	0	Not Applicable	0	Not Applicable	0	Not Applicable	0	0	Not Applicable	0	Not Applicable	0	Not Applicable	No problem found
1	See Above	195 HEGENBERGER		See Above	10/20/2019	Y		N	0	0	0	0	Not Applicable	0	Not Applicable	0	Not Applicable	0	Not Applicable	0	Not Applicable	0	Not Applicable	0	Not Applicable	0	0	Not Applicable	0	Not Applicable	0	Not Applicable	No problem found
1	See Above	195 HEGENBERGER		See Above	10/24/2019	Y	Clear	N	0	0	0	0	Not Applicable	0	Not Applicable	0	Not Applicable	0	Not Applicable	0	Not Applicable	0	Not Applicable	0	Not Applicable	0	0	Not Applicable	0	Not Applicable	0	Not Applicable	No problem found
1	See Above	195 HEGENBERGER		See Above	3/4/2020	Y	Clear	N	0	0	0	0	Not Applicable	0	Not Applicable	0	Not Applicable	0	Not Applicable	0	Not Applicable	0	Not Applicable	0	Not Applicable	0	0	Not Applicable	0	Not Applicable	0	Not Applicable	No problem found
1	1	1999 HARRISON		9/29/2019	9/29/2019	Y	Clear	N	0	0	0	0	Not Applicable	0	Not Applicable	0	Not Applicable	0	Not Applicable	0	Not Applicable	0	Not Applicable	0	Not Applicable	0	0	Not Applicable	0	Not Applicable	0	Not Applicable	No problem found
1	1	2000 MARITIME		7/9/2019	7/9/2019	Y	Clear	N	0	0	0	0	Not Applicable	0	Not Applicable	0	Not Applicable	0	Not Applicable	0	Not Applicable	0	Not Applicable	0	Not Applicable	0	0	Not Applicable	0	Not Applicable	0	Not Applicable	No problem found
1	See Above	2000 MARITIME		See Above	7/22/2019	Y	Clear	N	0	0	0	0	Not Applicable	0	Not Applicable	0	Not Applicable	0	Not Applicable	0	Not Applicable	0	Not Applicable	0	Not Applicable	0	0	Not Applicable	0	Not Applicable	0	Not Applicable	No problem found
1	See Above	2000 MARITIME		See Above	3/27/2020	Y	Clear	N	0	0	0	0	Not Applicable	0	Not Applicable	0	Not Applicable	0	Not Applicable	0	Not Applicable	0	Not Applicable	0	Not Applicable	0	0	Not Applicable	0	Not Applicable	0	Not Applicable	No problem found
1	1	2001 MARITIME		10/16/2019	10/16/2019	Y	Clear	N	0	0	0	0	Not Applicable	0	Not Applicable	0	Not Applicable	0	Not Applicable	0	Not Applicable	0	Not Applicable	0	Not Applicable	0	0	Not Applicable	0	Not Applicable	0	Not Applicable	No problem found
1	See Above	2001 MARITIME		See Above	11/22/2019	Y	Clear	N	0	0	0	0	Not Applicable	0	Not Applicable	0	Not Applicable	0	Not Applicable	0	Not Applicable	0	Not Applicable	0	Not Applicable	0	0	Not Applicable	0	Not Applicable	0	Not Applicable	No problem found
1	See Above	2001 MARITIME		See Above	12/4/2019	Y	Clear	N	0	0	0	0	Not Applicable	0	Not Applicable	0	Not Applicable	0	Not Applicable	0	Not Applicable	0	Not Applicable	0	Not Applicable	0	0	Not Applicable	0	Not Applicable	0	Not Applicable	No problem found
1	See Above	2001 MARITIME		See Above	12/5/2019	Y	Clear	N	0	0	0	0	Not Applicable	0	Not Applicable	0	Not Applicable	0	Not Applicable	0	Not Applicable	0	Not Applicable	0	Not Applicable	0	0	Not Applicable	0	Not Applicable	0	Not Applicable	No problem found
1	See Above	2001 MARITIME		See Above	12/13/2019	Y	Rain	N	0	0	0	0	Not Applicable	0	Not Applicable	0	Not Applicable	0	Not Applicable	0	Not Applicable	0	Not Applicable	0	Not Applicable	0	0	Not Applicable	0	Not Applicable	0	Not Applicable	No problem found
1	See Above	2001 MARITIME		See Above	12/17/2019	Y	Clear	N	0	0	0	0	Not Applicable	0	Not Applicable	0	Not Applicable	0	Not Applicable	0	Not Applicable	0	Not Applicable	0	Not Applicable	0	0	Not Applicable	0	Not Applicable	0	Not Applicable	No problem found
1	See Above	2001 MARITIME		See Above	4/7/2020	Y	Clear	N	0	0	0	0	Not Applicable	0	Not Applicable	0	Not Applicable	0	Not Applicable	0	Not Applicable	0	Not Applicable	0	Not Applicable	0	0	Not Applicable	0	Not Applicable	0	Not Applicable	No problem found
1	1	201 BROADWAY		10/28/2019	10/28/2019	Y	Clear	N	0	0	0	0	Not Applicable	0	Not Applicable	0	Not Applicable	0	Not Applicable	0	Not Applicable	0	Not Applicable	0	Not Applicable	0	0	Not Applicable	0	Not Applicable	0	Not Applicable	No problem found
1	1	2011 MARITIME		10/16/2019	10/16/2019	Y	Clear	N	0	0	0	0	Not Applicable	0	Not Applicable	0	Not Applicable	0	Not Applicable	0	Not Applicable	0	Not Applicable	0	Not Applicable	0	0	Not Applicable	0	Not Applicable	0	Not Applicable	No problem found
1	See Above	2011 MARITIME		See Above	11/22/2019	Y	Clear	N	0	0	0	0	Not Applicable	0	Not Applicable	0	Not Applicable	0	Not Applicable	0	Not Applicable	0	Not Applicable	0	Not Applicable	0	0	Not Applicable	0	Not Applicable	0	Not Applicable	No problem found
1	See Above	2011 MARITIME		See Above	12/4/2019	Y	Clear	N	0	0	0	0	Not Applicable	0	Not Applicable	0	Not Applicable	0	Not Applicable	0	Not Applicable	0	Not Applicable	0	Not Applicable	0	0	Not Applicable	0	Not Applicable	0	Not Applicable	No problem found
1	See Above	2011 MARITIME		See Above	12/5/2019	Y	Clear	N	0	0	0	0	Not Applicable	0	Not Applicable	0	Not Applicable	0	Not Applicable	0	Not Applicable	0	Not Applicable	0	Not Applicable	0	0	Not Applicable	0	Not Applicable	0	Not Applicable	No problem found
1	See Above	2011 MARITIME		See Above	12/13/2019	Y	Rain	N	0	0	0	0	Not Applicable	0	Not Applicable	0	Not Applicable	0	Not Applicable	0	Not Applicable	0	Not Applicable	0	Not Applicable	0	0	Not Applicable	0	Not Applicable	0	Not Applicable	No problem found
1	See Above	2011 MARITIME		See Above	12/17/2019	Y	Clear	N	0	0	0	0	Not Applicable	0	Not Applicable	0	Not Applicable	0	Not Applicable	0	Not Applicable	0	Not Applicable	0	Not Applicable	0	0	Not Applicable	0	Not Applicable	0	Not Applicable	No problem found
1	See Above	2011 MARITIME		See Above	4/7/2020	Y	Clear	N	0	0	0	0	Not Applicable	0	Not Applicable	0	Not Applicable	0	Not Applicable	0	Not Applicable	0	Not Applicable	0	Not Applicable	0	0	Not Applicable	0	Not Applicable	0	Not Applicable	No problem found
1	1	2016 TELEGRAPH		12/5/2019	12/5/2019	Y	Clear	N	0	0	0	0	Not Applicable	0	Not Applicable	0	Not Applicable	0	Not Applicable	0	Not Applicable	0	Not Applicable	0	Not Applicable	0	0	Not Applicable	0	Not Applicable	0	Not Applicable	No problem found
1	See Above	2016 TELEGRAPH		See Above	3/10/2020	Y	Overcast	N	0	0	0	0	Not Applicable	0	Not Applicable	0	Not Applicable	0	Not Applicable	0	Not Applicable	0	Not Applicable	0	Not Applicable	0	0	Not Applicable	0	Not Applicable	0	Not Applicable	No problem found
1	See Above	2016 TELEGRAPH		See Above	3/10/2020	Y	Overcast	N	0	0	0	0	Not Applicable	0	Not Applicable	0	Not Applicable	0	Not Applicable	0	Not Applicable	0	Not Applicable	0	Not Applicable	0	0	Not Applicable	0	Not Applicable	0	Not Applicable	No problem found

**City of Oakland
Summary of Construction Site Control Inspections
Private Projects
FY 2019-2020**

Enter "1" per inspection	Enter "1" for each site	Street Number	Site Name (Street Name)	Date			Weather	Rain & Runoff Y/N	High Priority site disturbing <1 acre of soil requiring storm water runoff quality inspection	> 1 acre	Hillside Avg. Slope 20% Dist ≥ 5,000sf and < 1 acre	BMP Categories - Problems and Resolution (Resolution Options: Problem Fixed (immediately or within 10 days), Need More Time, Escalate Enforcement)						Illicit Discharge (R19)	Comments (Problem & Resolution)	Enforcement Level (R21)	Violation Corrected? (Y/N/TBD) & Date Correction Verified									
				First Inspection Date for the Site	Inspection Date	Site Fully Stabilized						Erosion (R13)	Sediment (R14)	Run-on & Runoff (R15)	Active Treatment (R16)	Site Mgt. (R17)	Non S/W Mgt (R18)				10 Days	30 Days								
1	1	2061 MANZANITA		10/17/2019	10/17/2019	Y	Clear	N	1	0	0	0	Not Applicable	0	Not Applicable	0	Not Applicable	0	Not Applicable	0	Not Applicable	0	Not Applicable	0	Not Applicable					
1	See Above	2061 MANZANITA	See Above		11/22/2019	Y	Clear	N	1	0	0	0	Not Applicable	0	Not Applicable	0	Not Applicable	0	Not Applicable	0	Not Applicable	0	Not Applicable	0	Not Applicable					
1	1	2082 DRAKE		7/12/2019	7/12/2019	Y	Clear	N	1	0	0	0	Not Applicable	0	Not Applicable	0	Not Applicable	0	Not Applicable	0	Not Applicable	0	Not Applicable	0	Not Applicable					
1	See Above	2082 DRAKE	See Above		8/2/2019	Y	Clear	N	1	0	0	0	Not Applicable	0	Not Applicable	0	Not Applicable	0	Not Applicable	0	Not Applicable	0	Not Applicable	0	Not Applicable					
1	See Above	2082 DRAKE	See Above		8/5/2019	Y	Clear	N	1	0	0	0	Not Applicable	0	Not Applicable	0	Not Applicable	0	Not Applicable	0	Not Applicable	0	Not Applicable	0	Not Applicable					
1	1	2120 ARROWHEAD		9/4/2019	9/4/2019	Y	Clear	N	1	0	0	0	Not Applicable	0	Not Applicable	0	Not Applicable	0	Not Applicable	0	Not Applicable	0	Not Applicable	0	Not Applicable					
1	1	2126 M L KING JR		10/20/2019	10/20/2019	Y	Cloudy	N	0	0	0	1	Problem Fixed	1	Problem Fixed	0	Not Applicable	0	Not Applicable	0	Not Applicable	0	Not Applicable	1	1	Yes	0	Not Applicable		
1	See Above	2126 M L KING JR	See Above		1/23/2020	Y	Clear	N	0	0	0	0	Not Applicable	0	Not Applicable	0	Not Applicable	0	Not Applicable	0	Not Applicable	0	Not Applicable	0	Not Applicable	0	Not Applicable			
1	See Above	2126 M L KING JR	See Above		2/10/2020	Y	Clear	N	0	0	0	0	Not Applicable	0	Not Applicable	0	Not Applicable	0	Not Applicable	0	Not Applicable	0	Not Applicable	0	Not Applicable	0	Not Applicable			
1	1	2187 MAGELLAN		9/29/2019	9/29/2019	Y	Clear	N	1	0	0	0	Not Applicable	0	Not Applicable	0	Not Applicable	1	Problem Fixed	0	Not Applicable	0	Not Applicable	1	1	Yes	0	Not Applicable		
1	See Above	2187 MAGELLAN	See Above		2/1/2020	Y	Clear	N	1	0	0	0	Not Applicable	0	Not Applicable	0	Not Applicable	0	Not Applicable	0	Not Applicable	0	Not Applicable	0	Not Applicable	0	Not Applicable			
1	See Above	2187 MAGELLAN	See Above		4/22/2020	Y	Clear	N	1	0	0	0	Not Applicable	0	Not Applicable	0	Not Applicable	0	Not Applicable	0	Not Applicable	0	Not Applicable	0	Not Applicable	0	Not Applicable			
1	1	219 9TH		8/9/2019	8/9/2019	Y	Clear	N	0	1	0	1	Problem Fixed	1	Problem Fixed	0	Not Applicable	0	Not Applicable	1	Problem Fixed	0	Not Applicable	0	Not Applicable	2	1	Yes	0	Not Applicable
1	See Above	219 9TH	See Above		9/26/2019	Y	Clear	N	0	1	0	0	Not Applicable	0	Not Applicable	0	Not Applicable	0	Not Applicable	0	Not Applicable	0	Not Applicable	0	Not Applicable	0	Not Applicable	0	Not Applicable	
1	See Above	219 9TH	See Above		2/10/2020	Y	Clear	N	0	1	0	0	Not Applicable	1	Problem Fixed	0	Not Applicable	0	Not Applicable	0	Not Applicable	0	Not Applicable	1	1	Yes	0	Not Applicable		
1	1	2207 MANZANITA		9/6/2019	9/6/2019	Y	Cloudy	N	1	0	0	0	Not Applicable	0	Not Applicable	0	Not Applicable	0	Not Applicable	0	Not Applicable	0	Not Applicable	0	Not Applicable	0	Not Applicable	0	Not Applicable	
1	1	2210 FILBERT		10/31/2019	10/31/2019	Y	Clear	N	0	0	0	0	Not Applicable	0	Not Applicable	0	Not Applicable	0	Not Applicable	0	Not Applicable	0	Not Applicable	0	Not Applicable	0	Not Applicable	0	Not Applicable	
1	1	2225 TELEGRAPH		9/25/2019	9/25/2019	Y	Clear	N	0	0	0	0	Not Applicable	1	Problem Fixed	0	Not Applicable	0	Not Applicable	0	Not Applicable	0	Not Applicable	1	1	Yes	0	Not Applicable		
1	See Above	2225 TELEGRAPH	See Above		4/30/2020	Y	Clear	N	0	0	0	0	Not Applicable	0	Not Applicable	0	Not Applicable	0	Not Applicable	0	Not Applicable	0	Not Applicable	0	Not Applicable	0	Not Applicable	0	Not Applicable	
1	1	226 13TH		10/20/2019	10/20/2019	Y	Cloudy	N	0	0	0	1	Problem Fixed	1	Problem Fixed	1	Problem Fixed	0	Not Applicable	1	Problem Fixed	0	Not Applicable	0	Not Applicable	1	1	Yes	0	Not Applicable
1	1	2270 BROADWAY		10/20/2019	10/20/2019	Y	Cloudy	N	0	0	0	0	Not Applicable	0	Not Applicable	0	Not Applicable	0	Not Applicable	0	Not Applicable	0	Not Applicable	0	Not Applicable	0	Not Applicable	0	Not Applicable	
1	1	2285 INTERNATIONAL		7/17/2019	7/17/2019	Y	Clear	N	0	0	0	0	Not Applicable	0	Not Applicable	0	Not Applicable	0	Not Applicable	0	Not Applicable	0	Not Applicable	0	Not Applicable	0	Not Applicable	0	Not Applicable	
1	See Above	2285 INTERNATIONAL	See Above		7/18/2019	Y	Clear	N	0	0	0	0	Not Applicable	0	Not Applicable	0	Not Applicable	0	Not Applicable	0	Not Applicable	0	Not Applicable	0	Not Applicable	0	Not Applicable	0	Not Applicable	
1	See Above	2285 INTERNATIONAL	See Above		7/22/2019	Y	Clear	N	0	0	0	0	Not Applicable	0	Not Applicable	0	Not Applicable	0	Not Applicable	0	Not Applicable	0	Not Applicable	0	Not Applicable	0	Not Applicable	0	Not Applicable	
1	See Above	2285 INTERNATIONAL	See Above		7/29/2019	Y	Hazy	N	0	0	0	0	Not Applicable	0	Not Applicable	0	Not Applicable	0	Not Applicable	0	Not Applicable	0	Not Applicable	0	Not Applicable	0	Not Applicable	0	Not Applicable	
1	See Above	2285 INTERNATIONAL	See Above		9/18/2019	Y	Rain	N	0	0	0	0	Not Applicable	0	Not Applicable	0	Not Applicable	0	Not Applicable	0	Not Applicable	0	Not Applicable	0	Not Applicable	0	Not Applicable	0	Not Applicable	
1	See Above	2285 INTERNATIONAL	See Above		9/18/2019	Y	Rain	N	0	0	0	0	Not Applicable	0	Not Applicable	0	Not Applicable	0	Not Applicable	0	Not Applicable	0	Not Applicable	0	Not Applicable	0	Not Applicable	0	Not Applicable	
1	See Above	2285 INTERNATIONAL	See Above		10/1/2019	Y	Clear	N	0	0	0	0	Not Applicable	0	Not Applicable	0	Not Applicable	0	Not Applicable	0	Not Applicable	0	Not Applicable	0	Not Applicable	0	Not Applicable	0	Not Applicable	

**City of Oakland
Summary of Construction Site Control Inspections
Private Projects
FY 2019-2020**

Enter "1" per inspection	Enter "1" for each site	Street Number	Site Name (Street Name)	Date			Weather	Rain & Runoff Y/N	High Priority site disturbing <1 acre of soil requiring storm water runoff quality inspection	> 1 acre	Hillside Avg. Slope 20% Dist ≥ 5,000sf and < 1 acre	BMP Categories - Problems and Resolution (Resolution Options: Problem Fixed (immediately or within 10 days), Need More Time, Escalate Enforcement)						Illicit Discharge (R19)	Comments (Problem & Resolution)	Enforcement Level (R21)	Violation Corrected? (Y/N/TBD) & Date Correction Verified			
				First Inspection Date for the Site	Inspection Date	Site Fully Stabilized						Erosion (R13)	Sediment (R14)	Run-on & Runoff (R15)	Active Treatment (R16)	Site Mgt. (R17)	Non S/W Mgt (R18)				10 Days	30 Days		
1	See Above	2285 INTERNATIONAL	See Above	10/24/2019	Y	Clear	N	0	0	0	0	Not Applicable	0	Not Applicable	0	Not Applicable	0	Not Applicable	0	Not Applicable	0	Not Applicable	0	Not Applicable
1	See Above	2285 INTERNATIONAL	See Above	11/7/2019	Y	Clear	N	0	0	0	0	Not Applicable	0	Not Applicable	0	Not Applicable	0	Not Applicable	0	Not Applicable	0	Not Applicable	0	Not Applicable
1	See Above	2285 INTERNATIONAL	See Above	11/7/2019	Y	Clear	N	0	0	0	0	Not Applicable	0	Not Applicable	0	Not Applicable	0	Not Applicable	0	Not Applicable	0	Not Applicable	0	Not Applicable
1	1	2287 International	7/17/2019	7/17/2019	Y	Clear	N	0	0	0	0	Not Applicable	0	Not Applicable	0	Not Applicable	0	Not Applicable	0	Not Applicable	0	Not Applicable	0	Not Applicable
1	See Above	2287 International	See Above	7/18/2019	Y	Clear	N	0	0	0	0	Not Applicable	0	Not Applicable	0	Not Applicable	0	Not Applicable	0	Not Applicable	0	Not Applicable	0	Not Applicable
1	See Above	2287 International	See Above	7/22/2019	Y	Clear	N	0	0	0	0	Not Applicable	0	Not Applicable	0	Not Applicable	0	Not Applicable	0	Not Applicable	0	Not Applicable	0	Not Applicable
1	See Above	2287 International	See Above	7/29/2019	Y	Hazy	N	0	0	0	0	Not Applicable	0	Not Applicable	0	Not Applicable	0	Not Applicable	0	Not Applicable	0	Not Applicable	0	Not Applicable
1	See Above	2287 International	See Above	9/18/2019	Y	Rain	N	0	0	0	0	Not Applicable	0	Not Applicable	0	Not Applicable	0	Not Applicable	0	Not Applicable	0	Not Applicable	0	Not Applicable
1	See Above	2287 International	See Above	9/18/2019	Y	Rain	N	0	0	0	0	Not Applicable	0	Not Applicable	0	Not Applicable	0	Not Applicable	0	Not Applicable	0	Not Applicable	0	Not Applicable
1	See Above	2287 International	See Above	10/1/2019	Y	Clear	N	0	0	0	0	Not Applicable	0	Not Applicable	0	Not Applicable	0	Not Applicable	0	Not Applicable	0	Not Applicable	0	Not Applicable
1	See Above	2287 International	See Above	10/24/2019	Y	Clear	N	0	0	0	0	Not Applicable	0	Not Applicable	0	Not Applicable	0	Not Applicable	0	Not Applicable	0	Not Applicable	0	Not Applicable
1	See Above	2287 International	See Above	11/7/2019	Y	Clear	N	0	0	0	0	Not Applicable	0	Not Applicable	0	Not Applicable	0	Not Applicable	0	Not Applicable	0	Not Applicable	0	Not Applicable
1	See Above	2287 International	See Above	11/7/2019	Y	Clear	N	0	0	0	0	Not Applicable	0	Not Applicable	0	Not Applicable	0	Not Applicable	0	Not Applicable	0	Not Applicable	0	Not Applicable
1	1	229 INTERNATIONAL	7/19/2019	7/19/2019	Y	Clear	N	0	0	0	0	Not Applicable	0	Not Applicable	0	Not Applicable	0	Not Applicable	0	Not Applicable	0	Not Applicable	0	Not Applicable
1	See Above	229 INTERNATIONAL	See Above	10/24/2019	Y	Clear	N	0	0	0	0	Not Applicable	0	Not Applicable	0	Not Applicable	0	Not Applicable	0	Not Applicable	0	Not Applicable	0	Not Applicable
1	1	230 W MACARTHUR	10/14/2019	10/14/2019	Y	Clear	N	0	0	0	1	Problem Fixed	1	Problem Fixed	0	Not Applicable	0	Not Applicable	1	Problem Fixed	0	Not Applicable	0	Not Applicable
1	1	2302 VALDEZ	8/15/2019	8/15/2019	Y	Clear	N	0	0	0	0	Not Applicable	0	Not Applicable	0	Not Applicable	0	Not Applicable	0	Not Applicable	0	Not Applicable	0	Not Applicable
1	See Above	2302 VALDEZ	See Above	11/18/2019	Y	Cloudy	N	0	0	0	0	Not Applicable	0	Not Applicable	0	Not Applicable	0	Not Applicable	0	Not Applicable	0	Not Applicable	0	Not Applicable
1	1	2310 MYRTLE	7/29/2019	7/29/2019	Y	Hazy	N	0	1	0	0	Not Applicable	0	Not Applicable	0	Not Applicable	0	Not Applicable	0	Not Applicable	0	Not Applicable	0	Not Applicable
1	See Above	2310 MYRTLE	See Above	10/17/2019	Y	Clear	N	0	1	0	0	Not Applicable	0	Not Applicable	0	Not Applicable	0	Not Applicable	0	Not Applicable	0	Not Applicable	0	Not Applicable
1	See Above	2310 MYRTLE	See Above	10/25/2019	Y	Clear	N	0	1	0	0	Not Applicable	0	Not Applicable	0	Not Applicable	0	Not Applicable	0	Not Applicable	0	Not Applicable	0	Not Applicable
1	See Above	2310 MYRTLE	See Above	10/31/2019	Y	Clear	N	0	1	0	0	Not Applicable	0	Not Applicable	0	Not Applicable	0	Not Applicable	0	Not Applicable	0	Not Applicable	0	Not Applicable
1	See Above	2310 MYRTLE	See Above	11/6/2019	Y	Clear	N	0	1	0	0	Not Applicable	0	Not Applicable	0	Not Applicable	0	Not Applicable	0	Not Applicable	0	Not Applicable	0	Not Applicable
1	See Above	2310 MYRTLE	See Above	12/4/2019	Y	Clear	N	0	1	0	0	Not Applicable	0	Not Applicable	0	Not Applicable	0	Not Applicable	0	Not Applicable	0	Not Applicable	0	Not Applicable
1	See Above	2310 MYRTLE	See Above	12/23/2019	Y	Clear	N	0	1	0	0	Not Applicable	0	Not Applicable	0	Not Applicable	0	Not Applicable	0	Not Applicable	0	Not Applicable	0	Not Applicable
1	See Above	2310 MYRTLE	See Above	12/24/2019	Y	Rain	N	0	1	0	0	Not Applicable	0	Not Applicable	0	Not Applicable	0	Not Applicable	0	Not Applicable	0	Not Applicable	0	Not Applicable
1	See Above	2310 MYRTLE	See Above	1/2/2020	Y	Clear	N	0	1	0	0	Not Applicable	1	Problem Fixed	0	Not Applicable	0	Not Applicable	1	Problem Fixed	0	Not Applicable	0	Not Applicable

**City of Oakland
Summary of Construction Site Control Inspections
Private Projects
FY 2019-2020**

Enter "1" per inspection	Enter "1" for each site	Street Number	Site Name (Street Name)	Date			Weather	Rain & Runoff Y/N	High Priority site disturbing <1 acre of soil requiring storm water runoff quality inspection	> 1 acre	Hillside Avg. Slope 20% Dist ≥ 5,000sf and < 1 acre	BMP Categories - Problems and Resolution (Resolution Options: Problem Fixed (immediately or within 10 days), Need More Time, Escalate Enforcement)						Illicit Discharge (R19)	Comments (Problem & Resolution)	Enforcement Level (R21)	Violation Corrected? (Y/N/TBD) & Date Correction Verified								
				First Inspection Date for the Site	Inspection Date	Site Fully Stabilized						Erosion (R13)	Sediment (R14)	Run-on & Runoff (R15)	Active Treatment (R16)	Site Mgt. (R17)	Non S/W Mgt (R18)				10 Days	30 Days							
1	See Above	2310 MYRTLE	See Above	1/31/2020	Y	Clear	N	0	1	0	0	0	Not Applicable	1	Problem Fixed	0	Not Applicable	0	Not Applicable	0	Not Applicable	0	Not Applicable	1	1	Yes	0	Not Applicable	Inspect erosion controls. The contractor is doing a concrete pour this morning. The trucks are tracking sediment off site onto the City streets. No Street Sweeper on site, no one cleaning up the mess. No construction driveway installed on Filbert St.. The construction fencing on Filbert St. is being pushed in leaving a large hazardous area exposed between the asphalt removed and the construction fence. The contractor received a Correction Notice about the same condition earlier. I issued a STOP WORK ORDER, corrections must be made immediately. Follow up inspection on Friday January 31,20.
1	See Above	2310 MYRTLE	See Above	3/12/2020	Y	Overcast	N	0	1	0	0	0	Not Applicable	0	Not Applicable	0	Not Applicable	0	Not Applicable	0	Not Applicable	0	Not Applicable	0	0	Not Applicable	0	Not Applicable	No problem found
1	See Above	2310 MYRTLE	See Above	3/23/2020	Y	Clear	N	0	1	0	0	0	Not Applicable	0	Not Applicable	0	Not Applicable	0	Not Applicable	0	Not Applicable	0	Not Applicable	0	0	Not Applicable	0	Not Applicable	No problem found
1	See Above	2310 MYRTLE	See Above	5/8/2020	Y	Clear	N	0	1	0	0	0	Not Applicable	0	Not Applicable	0	Not Applicable	0	Not Applicable	0	Not Applicable	0	Not Applicable	0	0	Not Applicable	0	Not Applicable	No problem found
1	See Above	2310 MYRTLE	See Above	6/26/2020	Y	Clear	N	0	1	0	0	0	Not Applicable	0	Not Applicable	0	Not Applicable	0	Not Applicable	0	Not Applicable	0	Not Applicable	0	0	Not Applicable	0	Not Applicable	No problem found
1	1	2315 VALDEZ	9/6/2019	9/6/2019	Y	Cloudy	N	0	0	0	0	0	Not Applicable	0	Not Applicable	0	Not Applicable	0	Not Applicable	0	Not Applicable	0	Not Applicable	0	0	Not Applicable	0	Not Applicable	No problem found
1	See Above	2315 VALDEZ	See Above	10/3/2019	Y	Clear	N	0	0	0	0	0	Not Applicable	0	Not Applicable	0	Not Applicable	0	Not Applicable	0	Not Applicable	0	Not Applicable	0	0	Not Applicable	0	Not Applicable	No problem found
1	See Above	2315 VALDEZ	See Above	10/21/2019	Y		N	0	0	0	0	0	Not Applicable	0	Not Applicable	0	Not Applicable	0	Not Applicable	0	Not Applicable	0	Not Applicable	0	0	Not Applicable	0	Not Applicable	No problem found
1	See Above	2315 VALDEZ	See Above	10/25/2019	Y	Clear	N	0	0	0	0	0	Not Applicable	0	Not Applicable	0	Not Applicable	0	Not Applicable	0	Not Applicable	0	Not Applicable	0	0	Not Applicable	0	Not Applicable	No problem found
1	See Above	2315 VALDEZ	See Above	11/12/2019	Y	Cloudy	N	0	0	0	0	0	Not Applicable	0	Not Applicable	0	Not Applicable	0	Not Applicable	0	Not Applicable	0	Not Applicable	0	0	Not Applicable	0	Not Applicable	No problem found
1	See Above	2315 VALDEZ	See Above	12/3/2019	Y	Rain	N	0	0	0	0	0	Not Applicable	0	Not Applicable	0	Not Applicable	0	Not Applicable	0	Not Applicable	0	Not Applicable	0	0	Not Applicable	0	Not Applicable	No problem found
1	See Above	2315 VALDEZ	See Above	12/17/2019	Y	Clear	N	0	0	0	0	0	Not Applicable	0	Not Applicable	0	Not Applicable	0	Not Applicable	0	Not Applicable	0	Not Applicable	0	0	Not Applicable	0	Not Applicable	No problem found
1	See Above	2315 VALDEZ	See Above	1/16/2020	Y	Rain	N	0	0	0	0	0	Not Applicable	0	Not Applicable	0	Not Applicable	0	Not Applicable	0	Not Applicable	0	Not Applicable	0	0	Not Applicable	0	Not Applicable	No problem found
1	1	2323 VALLEY	9/30/2019	9/30/2019	Y	Rain	N	0	0	0	0	0	Not Applicable	0	Not Applicable	0	Not Applicable	0	Not Applicable	0	Not Applicable	0	Not Applicable	0	0	Not Applicable	0	Not Applicable	No problem found
1	1	2330 WEBSTER	9/6/2019	9/6/2019	Y	Cloudy	N	0	0	0	0	0	Not Applicable	0	Not Applicable	0	Not Applicable	0	Not Applicable	0	Not Applicable	0	Not Applicable	0	0	Not Applicable	0	Not Applicable	No problem found
1	See Above	2330 WEBSTER	See Above	10/3/2019	Y	Clear	N	0	0	0	0	0	Not Applicable	0	Not Applicable	0	Not Applicable	0	Not Applicable	0	Not Applicable	0	Not Applicable	0	0	Not Applicable	0	Not Applicable	No problem found
1	See Above	2330 WEBSTER	See Above	10/21/2019	Y		N	0	0	0	0	0	Not Applicable	0	Not Applicable	0	Not Applicable	0	Not Applicable	0	Not Applicable	0	Not Applicable	0	0	Not Applicable	0	Not Applicable	No problem found
1	See Above	2330 WEBSTER	See Above	10/25/2019	Y	Clear	N	0	0	0	0	0	Not Applicable	0	Not Applicable	0	Not Applicable	0	Not Applicable	0	Not Applicable	0	Not Applicable	0	0	Not Applicable	0	Not Applicable	No problem found
1	See Above	2330 WEBSTER	See Above	11/12/2019	Y	Cloudy	N	0	0	0	0	0	Not Applicable	0	Not Applicable	0	Not Applicable	0	Not Applicable	0	Not Applicable	0	Not Applicable	0	0	Not Applicable	0	Not Applicable	No problem found
1	See Above	2330 WEBSTER	See Above	12/3/2019	Y	Rain	N	0	0	0	0	0	Not Applicable	0	Not Applicable	0	Not Applicable	0	Not Applicable	0	Not Applicable	0	Not Applicable	0	0	Not Applicable	0	Not Applicable	No problem found
1	See Above	2330 WEBSTER	See Above	12/17/2019	Y	Clear	N	0	0	0	0	0	Not Applicable	0	Not Applicable	0	Not Applicable	0	Not Applicable	0	Not Applicable	0	Not Applicable	0	0	Not Applicable	0	Not Applicable	No problem found
1	See Above	2330 WEBSTER	See Above	1/16/2020	Y	Rain	N	0	0	0	0	0	Not Applicable	0	Not Applicable	0	Not Applicable	0	Not Applicable	0	Not Applicable	0	Not Applicable	0	0	Not Applicable	0	Not Applicable	No problem found
1	1	238 13TH	7/16/2019	7/16/2019	Y	Clear	N	0	0	0	0	0	Not Applicable	0	Not Applicable	0	Not Applicable	1	Problem Fixed	0	Not Applicable	0	Not Applicable	2	1	Yes	0	Not Applicable	A corrections notice was issued for the following reasons.. 1). Concrete saw company is using a vacuum however a layer of dust is forming and blowing in the wind. I'm having the contractor clean up the area by sweeping up the debris. This is taking place in the Right of Way and should be handled by the the department of Transportation. I will let them know of the issues. 2). There is sand and water in the gutter area while I was on site clean up was started. 3). Remove piping from the Right of Way/ sidewalk area.
1	See Above	238 13TH	See Above	8/5/2019	Y	Clear	N	0	0	0	0	0	Not Applicable	0	Not Applicable	0	Not Applicable	1	Problem Fixed	0	Not Applicable	0	Not Applicable	2	1	Yes	0	Not Applicable	I arrived at the construction site only to find out, the Sub-contractor had two lanes closed on 13th St. side. The traffic lanes had no signs in the immediate work area side. The back-hoe operator was driving in the only lane open to trough traffic, without a flag man. Even though the work being done was under a PX job permit, the work conditions was unsafe. I could not contact the COO inspector, I gave them a Correction Notice under the PZ Permit for safety.

**City of Oakland
Summary of Construction Site Control Inspections
Private Projects
FY 2019-2020**

Enter "1" per inspection	Enter "1" for each site	Street Number	Site Name (Street Name)	Date			Weather	Rain & Runoff Y/N	High Priority site disturbing <1 acre of soil requiring storm water runoff quality inspection	> 1 acre	Hillside Avg. Slope 20% Dist ≥ 5,000sf and < 1 acre	BMP Categories - Problems and Resolution (Resolution Options: Problem Fixed (immediately or within 10 days), Need More Time, Escalate Enforcement)						Illicit Discharge (R19)	Comments (Problem & Resolution)	Enforcement Level (R21)	Violation Corrected? (Y/N/TBD) & Date Correction Verified											
				First Inspection Date for the Site	Inspection Date	Site Fully Stabilized						Erosion (R13)	Sediment (R14)	Run-on & Runoff (R15)	Active Treatment (R16)	Site Mgt. (R17)	Non S/W Mgt (R18)				10 Days	30 Days										
1	1	240 W MACARTHUR		10/14/2019	10/14/2019	Y	Clear	N	0	0	0	1	Problem Fixed	1	Problem Fixed	0	Not Applicable	0	Not Applicable	1	Problem Fixed	0	Not Applicable	0	Not Applicable	0	Not Applicable	1	1	Yes	0	Not Applicable
1	1	2400 VALDEZ		8/9/2019	8/9/2019	Y	Clear	N	0	0	0	0	Not Applicable	0	Not Applicable	0	Not Applicable	0	Not Applicable	0	Not Applicable	0	Not Applicable	0	Not Applicable	0	0	Not Applicable	0	Not Applicable		
1	1	2401 BROADWAY		8/23/2019	8/23/2019	Y	Clear	N	0	0	0	1	Problem Fixed	0	Not Applicable	0	Not Applicable	0	Not Applicable	1	Problem Fixed	0	Not Applicable	0	Not Applicable	1	1	Yes	0	Not Applicable		
1	1	2401 BROADWAY		9/27/2019	9/27/2019	Y	Clear	N	0	0	0	0	Not Applicable	0	Not Applicable	0	Not Applicable	0	Not Applicable	0	Not Applicable	0	Not Applicable	0	Not Applicable	0	0	Not Applicable	0	Not Applicable		
1	1	2412 VALDEZ		8/9/2019	8/9/2019	Y	Clear	N	0	0	0	0	Not Applicable	0	Not Applicable	0	Not Applicable	0	Not Applicable	0	Not Applicable	0	Not Applicable	0	Not Applicable	0	0	Not Applicable	0	Not Applicable		
1	1	2415 VALDEZ		10/22/2019	10/22/2019	Y	Clear	N	0	0	0	0	Not Applicable	1	Problem Fixed	0	Not Applicable	0	Not Applicable	0	Not Applicable	0	Not Applicable	0	Not Applicable	2	1	Yes	0	Not Applicable		
1	See Above	2415 VALDEZ		See Above	4/2/2020	Y	Clear	N	0	0	0	0	Not Applicable	0	Not Applicable	0	Not Applicable	0	Not Applicable	0	Not Applicable	0	Not Applicable	0	Not Applicable	0	0	Not Applicable	0	Not Applicable		
1	See Above	2416 VALDEZ		See Above	8/9/2019	Y	Clear	N	0	0	0	0	Not Applicable	0	Not Applicable	0	Not Applicable	0	Not Applicable	0	Not Applicable	0	Not Applicable	0	Not Applicable	0	0	Not Applicable	0	Not Applicable		
1	1	2417 BROADWAY		8/23/2019	8/23/2019	Y	Clear	N	0	0	0	0	Not Applicable	1	Problem Fixed	0	Not Applicable	0	Not Applicable	0	Not Applicable	0	Not Applicable	0	Not Applicable	2	1	yes	0	Not Applicable		
1	See Above	2417 BROADWAY		See Above	9/27/2019	Y	Clear	N	0	0	0	0	Not Applicable	0	Not Applicable	0	Not Applicable	0	Not Applicable	0	Not Applicable	0	Not Applicable	0	Not Applicable	0	0	Not Applicable	0	Not Applicable		
1	1	2424 VALDEZ		8/9/2019	8/9/2019	Y	Clear	N	0	0	0	0	Not Applicable	0	Not Applicable	0	Not Applicable	0	Not Applicable	0	Not Applicable	0	Not Applicable	0	Not Applicable	0	0	Not Applicable	0	Not Applicable		
1	1	2426 VALDEZ		8/9/2019	8/9/2019	Y	Clear	N	0	0	0	0	Not Applicable	0	Not Applicable	0	Not Applicable	0	Not Applicable	0	Not Applicable	0	Not Applicable	0	Not Applicable	0	0	Not Applicable	0	Not Applicable		
1	1	2430 VALDEZ		8/9/2019	8/9/2019	Y	Clear	N	0	0	0	0	Not Applicable	0	Not Applicable	0	Not Applicable	0	Not Applicable	0	Not Applicable	0	Not Applicable	0	Not Applicable	0	0	Not Applicable	0	Not Applicable		
1	1	2436 VALDEZ		8/9/2019	8/9/2019	Y	Clear	N	0	0	0	0	Not Applicable	0	Not Applicable	0	Not Applicable	0	Not Applicable	0	Not Applicable	0	Not Applicable	0	Not Applicable	0	0	Not Applicable	0	Not Applicable		
1	1	2452 VALDEZ		8/9/2019	8/9/2019	Y	Clear	N	0	0	0	0	Not Applicable	0	Not Applicable	0	Not Applicable	0	Not Applicable	0	Not Applicable	0	Not Applicable	0	Not Applicable	0	0	Not Applicable	0	Not Applicable		
1	1	2456 VALDEZ		8/9/2019	8/9/2019	Y	Clear	N	0	0	0	0	Not Applicable	0	Not Applicable	0	Not Applicable	0	Not Applicable	0	Not Applicable	0	Not Applicable	0	Not Applicable	0	0	Not Applicable	0	Not Applicable		
1	1	2460 VALDEZ		8/9/2019	8/9/2019	Y	Clear	N	0	0	0	0	Not Applicable	0	Not Applicable	0	Not Applicable	0	Not Applicable	0	Not Applicable	0	Not Applicable	0	Not Applicable	0	0	Not Applicable	0	Not Applicable		
1	1	247 E 18TH		9/18/2019	9/18/2019	Y	Rain	N	0	0	0	0	Not Applicable	0	Not Applicable	0	Not Applicable	0	Not Applicable	0	Not Applicable	0	Not Applicable	0	Not Applicable	0	0	Not Applicable	0	Not Applicable		
1	See Above	247 E 18TH		See Above	9/26/2019	Y	Clear	N	0	0	0	0	Not Applicable	0	Not Applicable	0	Not Applicable	0	Not Applicable	0	Not Applicable	0	Not Applicable	0	Not Applicable	0	0	Not Applicable	0	Not Applicable		
1	See Above	247 E 18TH		See Above	10/18/2019	Y	Clear	N	0	0	0	0	Not Applicable	0	Not Applicable	0	Not Applicable	0	Not Applicable	0	Not Applicable	0	Not Applicable	0	Not Applicable	0	0	Not Applicable	0	Not Applicable		
1	See Above	247 E 18TH		See Above	2/14/2020	Y	Clear	N	0	0	0	0	Not Applicable	0	Not Applicable	0	Not Applicable	0	Not Applicable	0	Not Applicable	0	Not Applicable	0	Not Applicable	0	0	Not Applicable	0	Not Applicable		
1	1	250 14TH		9/25/2019	9/25/2019	Y	Clear	N	0	0	0	0	Not Applicable	0	Not Applicable	0	Not Applicable	0	Not Applicable	0	Not Applicable	0	Not Applicable	0	Not Applicable	0	0	Not Applicable	0	Not Applicable		
1	See Above	250 14TH		See Above	11/4/2019	Y	Cloudy	N	0	0	0	0	Not Applicable	0	Not Applicable	0	Not Applicable	0	Not Applicable	0	Not Applicable	0	Not Applicable	0	Not Applicable	0	0	Not Applicable	0	Not Applicable		
1	1	2500 WEBSTER		10/10/2019	10/10/2019	Y	Clear	N	0	0	0	0	Not Applicable	0	Not Applicable	0	Not Applicable	0	Not Applicable	0	Not Applicable	0	Not Applicable	0	Not Applicable	0	0	Not Applicable	0	Not Applicable		
1	See Above	2500 WEBSTER		See Above	3/13/2020	Y	Overcast	N	0	0	0	0	Not Applicable	0	Not Applicable	0	Not Applicable	0	Not Applicable	0	Not Applicable	0	Not Applicable	0	Not Applicable	0	0	Not Applicable	0	Not Applicable		
1	See Above	2500 WEBSTER		See Above	3/27/2020	Y	Clear	N	0	0	0	0	Not Applicable	0	Not Applicable	0	Not Applicable	0	Not Applicable	0	Not Applicable	0	Not Applicable	0	Not Applicable	0	0	Not Applicable	0	Not Applicable		
1	See Above	2500 WEBSTER		See Above	3/30/2020	Y	Clear	N	0	0	0	0	Not Applicable	0	Not Applicable	0	Not Applicable	0	Not Applicable	0	Not Applicable	0	Not Applicable	0	Not Applicable	0	0	Not Applicable	0	Not Applicable		
1	See Above	2500 WEBSTER		See Above	5/28/2020	Y	Clear	N	0	0	0	0	Not Applicable	0	Not Applicable	0	Not Applicable	0	Not Applicable	0	Not Applicable	0	Not Applicable	0	Not Applicable	0	0	Not Applicable	0	Not Applicable		

**City of Oakland
Summary of Construction Site Control Inspections
Private Projects
FY 2019-2020**

Enter "1" per inspection	Enter "1" for each site	Street Number	Site Name (Street Name)	Date			Weather	Rain & Runoff Y/N	High Priority site disturbing <1 acre of soil requiring storm water runoff quality inspection	> 1 acre	Hillside Avg. Slope 20% Dist ≥ 5,000sf and < 1 acre	BMP Categories - Problems and Resolution (Resolution Options: Problem Fixed (immediately or within 10 days), Need More Time, Escalate Enforcement)						Illicit Discharge (R19)	Comments (Problem & Resolution)	Enforcement Level (R21)	Violation Corrected? (Y/N/TBD) & Date Correction Verified							
				First Inspection Date for the Site	Inspection Date	Site Fully Stabilized						Erosion (R13)	Sediment (R14)	Run-on & Runoff (R15)	Active Treatment (R16)	Site Mgt. (R17)	Non S/W Mgt (R18)				10 Days	30 Days						
1	1	255 8TH		9/27/2019	9/27/2019	Y	Clear	N	0	1	0	0	Not Applicable	0	Not Applicable	0	Not Applicable	0	Not Applicable	0	Not Applicable	0	Not Applicable	0	Not Applicable	0	Not Applicable	
1	See Above	255 9TH	See Above	7/9/2019		Y	Clear	N	0	1	0	0	Not Applicable	0	Not Applicable	0	Not Applicable	0	Not Applicable	0	Not Applicable	0	Not Applicable	0	Not Applicable	0	Not Applicable	
1	See Above	255 9TH	See Above	7/17/2019		Y	Clear	N	0	1	0	0	Not Applicable	0	Not Applicable	0	Not Applicable	0	Not Applicable	0	Not Applicable	0	Not Applicable	0	Not Applicable	0	Not Applicable	
1	See Above	255 9TH	See Above	8/21/2019		Y	Clear	N	0	1	0	0	Not Applicable	0	Not Applicable	0	Not Applicable	0	Not Applicable	0	Not Applicable	0	Not Applicable	0	Not Applicable	0	Not Applicable	
1	See Above	255 9TH	See Above	8/30/2019		Y	Clear	N	0	1	0	0	Not Applicable	0	Not Applicable	0	Not Applicable	0	Not Applicable	0	Not Applicable	0	Not Applicable	0	Not Applicable	0	Not Applicable	
1	1	2551 SAN PABLO		7/30/2019	7/30/2019	Y	Hazy	N	0	0	0	0	Not Applicable	0	Not Applicable	0	Not Applicable	0	Not Applicable	0	Not Applicable	0	Not Applicable	0	Not Applicable	0	Not Applicable	
1	1	2578 SCOUT		9/23/2019	9/23/2019	Y	Cloudy	N	1	0	0	1	Problem Fixed	0	Not Applicable	0	Not Applicable	0	Not Applicable	0	Not Applicable	0	Not Applicable	1	1	Yes	0	Not Applicable
1	See Above	2578 SCOUT	See Above	12/3/2019		Y	Rain	N	1	0	0	0	Not Applicable	0	Not Applicable	0	Not Applicable	0	Not Applicable	0	Not Applicable	0	Not Applicable	0	Not Applicable	0	Not Applicable	
1	See Above	2578 SCOUT	See Above	1/2/2020		Y	Clear	N	1	0	0	1	Need More Time	0	Not Applicable	1	Need More Time	0	Not Applicable	0	Not Applicable	0	Not Applicable	1	1	Yes	0	Not Applicable
1	See Above	2578 SCOUT	See Above	1/26/2020		Y	Rain	N	1	0	0	1	Need More Time	0	Not Applicable	0	Not Applicable	0	Not Applicable	0	Not Applicable	0	Not Applicable	1	1	Yes	0	Not Applicable
1	See Above	2578 SCOUT	See Above	3/25/2020		Y	Clear	N	1	0	0	1	Problem Fixed	0	Not Applicable	0	Not Applicable	1	Problem Fixed	0	Not Applicable	0	Not Applicable	1	1	Yes	0	Not Applicable
1	See Above	2578 SCOUT	See Above	4/8/2020		Y	Cloudy	N	1	0	0	0	Not Applicable	0	Not Applicable	0	Not Applicable	0	Not Applicable	0	Not Applicable	0	Not Applicable	0	Not Applicable	0	Not Applicable	
1	1	2588 SCOUT		9/23/2019	9/23/2019	Y	Cloudy	N	1	0	0	1	Problem Fixed	0	Not Applicable	0	Not Applicable	0	Not Applicable	0	Not Applicable	0	Not Applicable	1	1	Yes	0	Not Applicable
1	See Above	2588 SCOUT	See Above	12/4/2019		Y	Clear	N	1	0	0	0	Not Applicable	0	Not Applicable	0	Not Applicable	0	Not Applicable	0	Not Applicable	0	Not Applicable	0	Not Applicable	0	Not Applicable	
1	See Above	2588 SCOUT	See Above	1/2/2020		Y	Clear	N	1	0	0	1	Problem Fixed	0	Not Applicable	1	Need More Time	0	Not Applicable	0	Not Applicable	0	Not Applicable	1	1	Yes	0	Not Applicable
1	See Above	2588 SCOUT	See Above	1/26/2020		Y	Rain	N	1	0	0	0	Not Applicable	0	Not Applicable	1	Problem Fixed	0	Not Applicable	0	Not Applicable	0	Not Applicable	0	Not Applicable	0	Not Applicable	
1	See Above	2588 SCOUT	See Above	3/25/2020		Y	Clear	N	1	0	0	0	Not Applicable	0	Not Applicable	0	Not Applicable	0	Not Applicable	0	Not Applicable	0	Not Applicable	0	Not Applicable	0	Not Applicable	
1	See Above	2588 SCOUT	See Above	4/8/2020		Y	Cloudy	N	1	0	0	0	Not Applicable	0	Not Applicable	0	Not Applicable	0	Not Applicable	0	Not Applicable	0	Not Applicable	0	Not Applicable	0	Not Applicable	
1	1	260 30TH		7/30/2019	7/30/2019	Y	Hazy	N	0	0	0	0	Not Applicable	0	Not Applicable	0	Not Applicable	0	Not Applicable	0	Not Applicable	0	Not Applicable	0	Not Applicable	0	Not Applicable	
1	1	2610 WOOLSEY		9/24/2019	9/24/2019	Y	Clear	N	0	0	0	0	Not Applicable	0	Not Applicable	0	Not Applicable	0	Not Applicable	0	Not Applicable	0	Not Applicable	0	Not Applicable	0	Not Applicable	
1	See Above	2610 WOOLSEY	See Above	5/7/2020		Y	Clear	N	0	0	0	0	Not Applicable	0	Not Applicable	0	Not Applicable	0	Not Applicable	0	Not Applicable	0	Not Applicable	0	Not Applicable	0	Not Applicable	
1	1	2618 INYO		10/17/2019	10/17/2019	Y	Clear	N	0	0	0	0	Not Applicable	0	Not Applicable	0	Not Applicable	0	Not Applicable	0	Not Applicable	0	Not Applicable	0	Not Applicable	0	Not Applicable	
1	See Above	2618 INYO	See Above	3/4/2020		Y	Clear	N	0	0	0	0	Not Applicable	0	Not Applicable	0	Not Applicable	0	Not Applicable	0	Not Applicable	0	Not Applicable	0	Not Applicable	0	Not Applicable	
1	See Above	2618 INYO	See Above	3/20/2020		Y	Clear	N	0	0	0	0	Not Applicable	0	Not Applicable	0	Not Applicable	0	Not Applicable	0	Not Applicable	0	Not Applicable	0	Not Applicable	0	Not Applicable	
1	See Above	2618 INYO	See Above	3/27/2020		Y	Clear	N	0	0	0	0	Not Applicable	0	Not Applicable	0	Not Applicable	0	Not Applicable	0	Not Applicable	0	Not Applicable	0	Not Applicable	0	Not Applicable	
1	1	2618 M L KING JR		12/12/2019	12/12/2019	Y	Rain	N	0	0	0	0	Not Applicable	0	Not Applicable	0	Not Applicable	0	Not Applicable	0	Not Applicable	0	Not Applicable	0	Not Applicable	0	Not Applicable	
1	See Above	2618 M L KING JR	See Above	12/23/2019		Y	Clear	N	0	0	0	0	Not Applicable	0	Not Applicable	0	Not Applicable	0	Not Applicable	0	Not Applicable	0	Not Applicable	0	Not Applicable	0	Not Applicable	
1	See Above	2618 M L KING JR	See Above	1/2/2020		Y	Clear	N	0	0	0	0	Not Applicable	0	Not Applicable	0	Not Applicable	0	Not Applicable	0	Not Applicable	0	Not Applicable	0	Not Applicable	0	Not Applicable	
1	See Above	2618 M L KING JR	See Above	1/7/2020		Y	Rain	N	0	0	0	0	Not Applicable	0	Not Applicable	0	Not Applicable	0	Not Applicable	0	Not Applicable	0	Not Applicable	0	Not Applicable	0	Not Applicable	
1	See Above	2618 M L KING JR	See Above	1/26/2020		Y	Rain	N	0	0	0	0	Not Applicable	0	Not Applicable	0	Not Applicable	0	Not Applicable	0	Not Applicable	0	Not Applicable	0	Not Applicable	0	Not Applicable	

**City of Oakland
Summary of Construction Site Control Inspections
Private Projects
FY 2019-2020**

Enter "1" per inspection	Enter "1" for each site	Street Number	Site Name (Street Name)	Date			Weather	Rain & Runoff Y/N	High Priority site disturbing <1 acre of soil requiring storm water runoff quality inspection	> 1 acre	Hillside Avg. Slope 20% Dist ≥ 5,000sf and < 1 acre	BMP Categories - Problems and Resolution (Resolution Options: Problem Fixed (immediately or within 10 days), Need More Time, Escalate Enforcement)						Illicit Discharge (R19)	Comments (Problem & Resolution)	Enforcement Level (R21)	Violation Corrected? (Y/N/TBD) & Date Correction Verified										
				First Inspection Date for the Site	Inspection Date	Site Fully Stabilized						Erosion (R13)	Sediment (R14)	Run-on & Runoff (R15)	Active Treatment (R16)	Site Mgt. (R17)	Non S/W Mgt (R18)				10 Days	30 Days									
1	1	2624 INYO		10/19/2019	10/19/2019	Y	Cloudy	N	0	0	0	1	Problem Fixed	0	Not Applicable	0	Not Applicable	0	Not Applicable	0	Not Applicable	0	Not Applicable	1	1	Yes	0	Not Applicable	Clear, C-6 inspection. There's a two foot gap between the retaining wall on the left front side and the neighbors fence. There will be serious erosion taking place because of the two foot gap with a two foot drop before reaching the sidewalk. The contractor must prevent any erosion from taking place. I did not have access to the backyard.		
1	See Above	2624 INYO		See Above	3/4/2020	Y	Clear	N	0	0	0	0	Not Applicable	0	Not Applicable	0	Not Applicable	0	Not Applicable	0	Not Applicable	0	Not Applicable	0	0	Not Applicable	0	Not Applicable	No problem found		
1	See Above	2624 INYO		See Above	3/24/2020	Y	Rain	N	0	0	0	0	Not Applicable	0	Not Applicable	0	Not Applicable	0	Not Applicable	0	Not Applicable	0	Not Applicable	0	0	Not Applicable	0	Not Applicable	No problem found		
1	1	270 ALVARADO		9/13/2019	9/13/2019	Y	Clear	N	0	0	0	0	Not Applicable	0	Not Applicable	0	Not Applicable	0	Not Applicable	0	Not Applicable	0	Not Applicable	0	0	Not Applicable	0	Not Applicable	No problem found		
1	See Above	270 ALVARADO		See Above	9/20/2019	Y	Clear	N	0	0	0	1	Problem Fixed	0	Not Applicable	0	Not Applicable	0	Not Applicable	0	Not Applicable	0	Not Applicable	1	1	Yes	0	Not Applicable	The contractor is installing wattle rolls across the hills side slopes in the front yard. The contractor will have to cover the slopes with plastic not just wattles to prevent erosion runoffs from taking place.		
1	See Above	270 ALVARADO		See Above	9/29/2019	Y	Clear	N	0	0	0	0	Not Applicable	0	Not Applicable	0	Not Applicable	0	Not Applicable	0	Not Applicable	0	Not Applicable	0	0	Not Applicable	0	Not Applicable	No problem found		
1	See Above	270 ALVARADO		See Above	10/30/2019	Y	Clear	N	0	0	0	0	Not Applicable	0	Not Applicable	0	Not Applicable	0	Not Applicable	0	Not Applicable	0	Not Applicable	0	0	Not Applicable	0	Not Applicable	No problem found		
1	1	277 27TH		9/26/2019	9/26/2019	Y	Clear	N	0	0	0	0	Not Applicable	0	Not Applicable	0	Not Applicable	0	Not Applicable	0	Not Applicable	0	Not Applicable	0	0	Not Applicable	0	Not Applicable	No problem found		
1	1	280 W MACARTHUR		9/25/2019	9/25/2019	Y	Clear	N	0	1	0	0	Not Applicable	0	Not Applicable	0	Not Applicable	0	Not Applicable	0	Not Applicable	0	Not Applicable	0	0	Not Applicable	0	Not Applicable	No problem found		
1	See Above	280 W MACARTHUR		See Above	5/7/2020	Y	Clear	N	0	1	0	0	Not Applicable	0	Not Applicable	0	Not Applicable	0	Not Applicable	0	Not Applicable	0	Not Applicable	0	0	Not Applicable	0	Not Applicable	No problem found		
1	See Above	280 W MACARTHUR		See Above	5/7/2020	Y	Clear	N	0	1	0	0	Not Applicable	0	Not Applicable	0	Not Applicable	0	Not Applicable	0	Not Applicable	0	Not Applicable	0	0	Not Applicable	0	Not Applicable	No problem found		
1	See Above	280 W MACARTHUR		See Above	5/21/2020	Y	Clear	N	0	1	0	0	Not Applicable	0	Not Applicable	0	Not Applicable	0	Not Applicable	0	Not Applicable	0	Not Applicable	0	0	Not Applicable	0	Not Applicable	No problem found		
1	See Above	280 W MACARTHUR		See Above	5/21/2020	Y	Clear	N	0	1	0	0	Not Applicable	0	Not Applicable	0	Not Applicable	0	Not Applicable	0	Not Applicable	0	Not Applicable	0	0	Not Applicable	0	Not Applicable	No problem found		
1	1	2820 BROADWAY		9/10/2019	9/10/2019	Y	Clear	N	0	0	0	0	Not Applicable	0	Not Applicable	0	Not Applicable	0	Not Applicable	0	Not Applicable	0	Not Applicable	0	0	Not Applicable	0	Not Applicable	No problem found		
1	See Above	2820 BROADWAY		See Above	10/28/2019	Y	Clear	N	0	0	0	0	Not Applicable	0	Not Applicable	0	Not Applicable	0	Not Applicable	0	Not Applicable	0	Not Applicable	0	0	Not Applicable	0	Not Applicable	No problem found		
1	See Above	2820 BROADWAY		See Above	3/24/2020	Y	Rain	N	0	0	0	0	Not Applicable	0	Not Applicable	0	Not Applicable	0	Not Applicable	0	Not Applicable	0	Not Applicable	0	0	Not Applicable	0	Not Applicable	No problem found		
1	1	2850 HANNAH		10/25/2019	10/25/2019	Y	Clear	N	1	0	0	0	Not Applicable	0	Not Applicable	0	Not Applicable	0	Not Applicable	0	Not Applicable	0	Not Applicable	0	0	Not Applicable	0	Not Applicable	No problem found		
1	See Above	2850 HANNAH		See Above	1/14/2020	Y	Rain	N	1	0	0	0	Not Applicable	0	Not Applicable	0	Not Applicable	0	Not Applicable	0	Not Applicable	0	Not Applicable	0	0	Not Applicable	0	Not Applicable	No problem found		
1	See Above	2850 HANNAH		See Above	3/13/2020	Y	Overcast	N	1	0	0	0	Not Applicable	0	Not Applicable	0	Not Applicable	0	Not Applicable	0	Not Applicable	0	Not Applicable	0	0	Not Applicable	0	Not Applicable	No problem found		
1	See Above	2850 HANNAH		See Above	3/26/2020	Y	Clear	N	1	0	0	0	Not Applicable	0	Not Applicable	0	Not Applicable	0	Not Applicable	0	Not Applicable	0	Not Applicable	0	0	Not Applicable	0	Not Applicable	No problem found		
1	See Above	2850 HANNAH		See Above	4/1/2020	Y	Clear	N	1	0	0	0	Not Applicable	0	Not Applicable	0	Not Applicable	0	Not Applicable	0	Not Applicable	0	Not Applicable	0	0	Not Applicable	0	Not Applicable	No problem found		
1	See Above	2850 HANNAH		See Above	4/30/2020	Y	Clear	N	1	0	0	0	Not Applicable	0	Not Applicable	0	Not Applicable	0	Not Applicable	0	Not Applicable	0	Not Applicable	0	0	Not Applicable	0	Not Applicable	No problem found		
1	See Above	2850 HANNAH		See Above	5/7/2020	Y	Clear	N	1	0	0	0	Not Applicable	0	Not Applicable	0	Not Applicable	0	Not Applicable	0	Not Applicable	0	Not Applicable	0	0	Not Applicable	0	Not Applicable	No problem found		
1	See Above	2850 HANNAH		See Above	5/18/2020	Y	Rain	N	1	0	0	0	Not Applicable	0	Not Applicable	0	Not Applicable	0	Not Applicable	0	Not Applicable	0	Not Applicable	0	0	Not Applicable	0	Not Applicable	No problem found		
1	1	2855 BROADWAY		10/25/2019	10/25/2019	Y	Clear	N	0	0	0	0	Not Applicable	0	Not Applicable	0	Not Applicable	0	Not Applicable	0	Not Applicable	0	Not Applicable	0	0	Not Applicable	0	Not Applicable	No problem found		
1	See Above	2855 BROADWAY		See Above	10/28/2019	Y	Clear	N	0	0	0	0	Not Applicable	0	Not Applicable	0	Not Applicable	0	Not Applicable	0	Not Applicable	0	Not Applicable	0	0	Not Applicable	0	Not Applicable	No problem found		
1	1	2865 CHELSEA		10/28/2019	10/28/2019	Y	Clear	N	1	0	0	0	Not Applicable	0	Not Applicable	0	Not Applicable	0	Not Applicable	0	Not Applicable	0	Not Applicable	0	0	Not Applicable	0	Not Applicable	No problem found		
1	1	2868 HANNAH		9/25/2019	9/25/2019	Y	Clear	N	0	1	0	0	Not Applicable	0	Not Applicable	0	Not Applicable	0	Not Applicable	0	Not Applicable	0	Not Applicable	0	0	Not Applicable	0	Not Applicable	No problem found		
1	1	2868 HANNAH		11/7/2019	11/7/2019	Y	Clear	N	0	1	0	1	Problem Fixed	0	Not Applicable	0	Not Applicable	0	Not Applicable	1	Problem Fixed	0	Not Applicable	0	Not Applicable	2	1	Yes	0	Not Applicable	I inspected 100 ft. X 6" storm drain pipe on the left hand side of the construction site, after centering the pipe in the trench the contractor can back fill. Erosion controls are not installed correctly. No construction driveway. No informational signs posted with contact names and numbers to call in cases of emergency after working hours including the address. No silt screening on half of construction fencing. Follow up inspection on Tuesday 11/12/19. Verbal corrections given to the contractor.
1	See Above	2868 HANNAH		See Above	11/12/2019	Y	Cloudy	N	0	1	0	0	Not Applicable	0	Not Applicable	0	Not Applicable	0	Not Applicable	0	Not Applicable	0	Not Applicable	0	0	Not Applicable	0	Not Applicable	No problem found		

**City of Oakland
Summary of Construction Site Control Inspections
Private Projects
FY 2019-2020**

Enter "1" per inspection	Enter "1" for each site	Street Number	Site Name (Street Name)	Date			Weather	Rain & Runoff Y/N	High Priority site disturbing <1 acre of soil requiring storm water runoff quality inspection	> 1 acre	Hillside Avg. Slope 20% Dist ≥ 5,000sf and < 1 acre	BMP Categories - Problems and Resolution (Resolution Options: Problem Fixed (immediately or within 10 days), Need More Time, Escalate Enforcement)						Illicit Discharge (R19)	Comments (Problem & Resolution)	Enforcement Level (R21)	Violation Corrected? (Y/N/TBD) & Date Correction Verified										
				First Inspection Date for the Site	Inspection Date	Site Fully Stabilized						Erosion (R13)	Sediment (R14)	Run-on & Runoff (R15)	Active Treatment (R16)	Site Mgt. (R17)	Non S/W Mgt (R18)				10 Days	30 Days									
																							10 Days	30 Days							
1	1	288 9TH		8/6/2019	8/6/2019	Y	Clear	N	0	1	0	1	Problem Fixed	0	Not Applicable	0	Not Applicable	0	Not Applicable	0	Not Applicable	0	Not Applicable	1	1	Yes	0	Not Applicable	I met with Project Manager Frank Flores, Superintendent Larry and C/O/O Chris Candell. After walking the park section of the construction project, the contractor will have to come up with a plan to keep the general public separated from the on going construction site across the street. Erosion controls are a requirement and must be maintained at all times during construction.		
1	See Above	288 9TH		See Above	8/13/2019	Y	Clear	N	0	1	0	0	Not Applicable	0	Not Applicable	0	Not Applicable	0	Not Applicable	0	Not Applicable	0	Not Applicable	0	0	Not Applicable	0	Not Applicable	No problem found		
1	See Above	288 9TH		See Above	9/25/2019	Y	Clear	N	0	1	0	0	Not Applicable	0	Not Applicable	0	Not Applicable	0	Not Applicable	0	Not Applicable	0	Not Applicable	0	0	Not Applicable	0	Not Applicable	No problem found		
1	See Above	288 9TH		See Above	10/16/2019	Y	Clear	N	0	1	0	0	Not Applicable	0	Not Applicable	0	Not Applicable	0	Not Applicable	0	Not Applicable	0	Not Applicable	0	0	Not Applicable	0	Not Applicable	No problem found		
1	See Above	288 9TH		See Above	10/17/2019	Y	Clear	N	0	1	0	0	Not Applicable	0	Not Applicable	0	Not Applicable	0	Not Applicable	0	Not Applicable	0	Not Applicable	0	0	Not Applicable	0	Not Applicable	No problem found		
1	See Above	288 9TH		See Above	12/2/2019	Y	Rain	N	0	1	0	0	Not Applicable	0	Not Applicable	0	Not Applicable	0	Not Applicable	0	Not Applicable	0	Not Applicable	0	0	Not Applicable	0	Not Applicable	No problem found		
1	See Above	288 9TH		See Above	12/3/2019	Y	Rain	N	0	1	0	0	Not Applicable	0	Not Applicable	0	Not Applicable	0	Not Applicable	0	Not Applicable	0	Not Applicable	0	0	Not Applicable	0	Not Applicable	No problem found		
1	See Above	288 9TH		See Above	12/28/2019	Y	Clear	N	0	1	0	0	Not Applicable	0	Not Applicable	0	Not Applicable	0	Not Applicable	0	Not Applicable	0	Not Applicable	0	0	Not Applicable	0	Not Applicable	No problem found		
1	See Above	288 9TH		See Above	2/11/2020	Y	Clear	N	0	1	0	0	Not Applicable	0	Not Applicable	0	Not Applicable	0	Not Applicable	0	Not Applicable	0	Not Applicable	0	0	Not Applicable	0	Not Applicable	No problem found		
1	See Above	288 9TH		See Above	2/19/2020	Y	Clear	N	0	1	0	0	Not Applicable	0	Not Applicable	0	Not Applicable	0	Not Applicable	0	Not Applicable	0	Not Applicable	0	0	Not Applicable	0	Not Applicable	No problem found		
1	See Above	288 9TH		See Above	2/26/2020	Y	Clear	N	0	1	0	0	Not Applicable	0	Not Applicable	0	Not Applicable	0	Not Applicable	0	Not Applicable	0	Not Applicable	0	0	Not Applicable	0	Not Applicable	No problem found		
1	See Above	288 9TH		See Above	5/6/2020	Y	Clear	N	0	1	0	0	Not Applicable	0	Not Applicable	0	Not Applicable	0	Not Applicable	0	Not Applicable	0	Not Applicable	0	0	Not Applicable	0	Not Applicable	No problem found		
1	See Above	288 9TH		See Above	5/7/2020	Y	Clear	N	0	1	0	0	Not Applicable	0	Not Applicable	0	Not Applicable	0	Not Applicable	0	Not Applicable	0	Not Applicable	0	0	Not Applicable	0	Not Applicable	No problem found		
1	See Above	288 9TH		See Above	5/26/2020	Y	Clear	N	0	1	0	0	Not Applicable	0	Not Applicable	0	Not Applicable	0	Not Applicable	0	Not Applicable	0	Not Applicable	0	0	Not Applicable	0	Not Applicable	No problem found		
1	See Above	288 9TH		See Above	5/27/2020	Y	Clear	N	0	1	0	0	Not Applicable	0	Not Applicable	0	Not Applicable	0	Not Applicable	0	Not Applicable	0	Not Applicable	0	0	Not Applicable	0	Not Applicable	No problem found		
1	1	2919 TELEGRAPH		10/1/2019	10/1/2019	Y	Clear	N	0	0	0	0	Not Applicable	0	Not Applicable	0	Not Applicable	0	Not Applicable	0	Not Applicable	0	Not Applicable	0	0	Not Applicable	0	Not Applicable	No problem found		
1	1	295 29TH		8/13/2019	8/13/2019	Y	Clear	N	0	0	0	0	Not Applicable	0	Not Applicable	0	Not Applicable	0	Not Applicable	0	Not Applicable	0	Not Applicable	0	0	Not Applicable	0	Not Applicable	No problem found		
1	See Above	295 29TH		See Above	9/6/2019	Y	Cloudy	N	0	0	0	0	Not Applicable	0	Not Applicable	0	Not Applicable	0	Not Applicable	0	Not Applicable	0	Not Applicable	0	0	Not Applicable	0	Not Applicable	No problem found		
1	See Above	295 29TH		See Above	9/27/2019	Y	Cloudy	N	0	0	0	0	Not Applicable	0	Not Applicable	0	Not Applicable	0	Not Applicable	0	Not Applicable	0	Not Applicable	0	0	Not Applicable	0	Not Applicable	No problem found		
1	1	3 DRURY		9/23/2019	9/23/2019	Y	Cloudy	N	1	0	0	0	Not Applicable	0	Not Applicable	0	Not Applicable	0	Not Applicable	0	Not Applicable	0	Not Applicable	0	0	Not Applicable	0	Not Applicable	No problem found		
1	See Above	3 DRURY		See Above	9/26/2019	Y	Clear	N	1	0	0	0	Not Applicable	0	Not Applicable	0	Not Applicable	0	Not Applicable	0	Not Applicable	0	Not Applicable	0	0	Not Applicable	0	Not Applicable	No problem found		
1	See Above	3 DRURY		See Above	4/29/2020	Y	Clear	N	1	0	0	0	Not Applicable	0	Not Applicable	0	Not Applicable	0	Not Applicable	0	Not Applicable	0	Not Applicable	0	0	Not Applicable	0	Not Applicable	No problem found		
1	1	3000 BROADWAY		7/24/2019	7/24/2019	Y	Clear	N	0	0	0	0	Not Applicable	0	Not Applicable	0	Not Applicable	0	Not Applicable	0	Not Applicable	0	Not Applicable	0	0	Not Applicable	0	Not Applicable	No problem found		
1	See Above	3000 BROADWAY		See Above	7/30/2019	Y	Hazy	N	0	0	0	0	Not Applicable	0	Not Applicable	0	Not Applicable	0	Not Applicable	0	Not Applicable	0	Not Applicable	0	0	Not Applicable	0	Not Applicable	No problem found		
1	See Above	3000 BROADWAY		See Above	8/13/2019	Y	Clear	N	0	0	0	0	Not Applicable	0	Not Applicable	0	Not Applicable	0	Not Applicable	0	Not Applicable	0	Not Applicable	0	0	Not Applicable	0	Not Applicable	No problem found		
1	See Above	3000 BROADWAY		See Above	10/18/2019	Y	Clear	N	0	0	0	1	Problem Fixed	1	Problem Fixed	1	Problem Fixed	0	Not Applicable	0	Not Applicable	0	Not Applicable	1	Need More Time	1	1	Yes	0	Not Applicable	Clear R13 Erosion Controls- Verbal Notice Issued R14 Sediment-Verbal Notice Issued R15 Run-on/Runoff- Verbal Notice Issued R19 Illicit Discharge- Verbal Notice Issued The contractor will have to inform all contractors that erosion controls are in place for a reason, and must be maintained. The contractor will have to make paving repairs to both Brook and 30th streets by the lifts loading materials by October 22, 2019, weather permitting 2019.
1	See Above	3000 BROADWAY		See Above	2/6/2020	Y	Clear	N	0	0	0	0	Not Applicable	0	Not Applicable	0	Not Applicable	0	Not Applicable	0	Not Applicable	0	Not Applicable	0	0	Not Applicable	0	Not Applicable	No problem found		
1	1	3001 BROADWAY		7/24/2019	7/24/2019	Y	Clear	N	0	0	0	0	Not Applicable	0	Not Applicable	0	Not Applicable	0	Not Applicable	0	Not Applicable	0	Not Applicable	0	0	Not Applicable	0	Not Applicable	No problem found		
1	1	301 12TH		8/5/2019	8/5/2019	Y	Clear	N	0	0	0	0	Not Applicable	0	Not Applicable	0	Not Applicable	1	Problem Fixed	0	Not Applicable	0	Not Applicable	2	1	Yes	0	Not Applicable	I met with Superintendent Miles. We walked the construction site. Install the proper signage for pedestrians & vehicles. Install netting on scaffolding, prevent dust and trash from leaving construction site. Clean up your construction site pick up all trash and debris. Install contact information signs on all (4) streets. I gave the a Correction Notice with additional items that needed corrections		
1	1	3073 BROADWAY		8/6/2019	8/6/2019	Y	Clear	N	1	0	0	0	Not Applicable	0	Not Applicable	0	Not Applicable	0	Not Applicable	0	Not Applicable	0	Not Applicable	0	0	Not Applicable	0	Not Applicable	No problem found		
1	See Above	3073 BROADWAY		See Above	10/3/2019	Y	Clear	N	1	0	0	0	Not Applicable	0	Not Applicable	0	Not Applicable	0	Not Applicable	0	Not Applicable	0	Not Applicable	0	0	Not Applicable	0	Not Applicable	No problem found		

**City of Oakland
Summary of Construction Site Control Inspections
Private Projects
FY 2019-2020**

Enter "1" per inspection	Enter "1" for each site	Street Number	Site Name (Street Name)	Date			Weather	Rain & Runoff Y/N	High Priority site disturbing <1 acre of soil requiring storm water runoff quality inspection	> 1 acre	Hillside Avg. Slope 20% Dist ≥ 5,000sf and < 1 acre	BMP Categories - Problems and Resolution (Resolution Options: Problem Fixed (immediately or within 10 days), Need More Time, Escalate Enforcement)						Illicit Discharge (R19)	Comments (Problem & Resolution)	Enforcement Level (R21)	Violation Corrected? (Y/N/TBD) & Date Correction Verified				
				First Inspection Date for the Site	Inspection Date	Site Fully Stabilized						Erosion (R13)	Sediment (R14)	Run-on & Runoff (R15)	Active Treatment (R16)	Site Mgt. (R17)	Non S/W Mgt (R18)				10 Days	30 Days			
1	See Above	3073 BROADWAY	See Above	10/9/2019	Y	Clear	N	1	0	0	0	0	Not Applicable	0	Not Applicable	0	Not Applicable	0	Not Applicable	0	Not Applicable	0	Not Applicable	0	Not Applicable
1	1	3078 MALCOLM	9/6/2019	9/6/2019	Y	Cloudy	N	1	0	0	0	0	Not Applicable	0	Not Applicable	0	Not Applicable	0	Not Applicable	0	Not Applicable	0	Not Applicable	0	Not Applicable
1	See Above	3078 MALCOLM	See Above	9/29/2019	Y	Clear	N	1	0	0	1	Problem Fixed	0	Not Applicable	0	Not Applicable	1	Problem Fixed	0	Not Applicable	2	1	Yes	0	Not Applicable
1	See Above	3078 MALCOLM	See Above	10/1/2019	Y	Clear	N	1	0	0	0	Not Applicable	0	Not Applicable	0	Not Applicable	0	Not Applicable	0	Not Applicable	0	0	Not Applicable	0	Not Applicable
1	See Above	3078 MALCOLM	See Above	10/2/2019	Y	Clear	N	1	0	0	0	Not Applicable	0	Not Applicable	0	Not Applicable	0	Not Applicable	0	Not Applicable	0	0	Not Applicable	0	Not Applicable
1	See Above	3078 MALCOLM	See Above	2/20/2020	Y	Clear	N	1	0	0	0	Not Applicable	0	Not Applicable	0	Not Applicable	0	Not Applicable	0	Not Applicable	0	0	Not Applicable	0	Not Applicable
1	See Above	3078 MALCOLM	See Above	4/8/2020	Y	Cloudy	N	1	0	0	0	Not Applicable	0	Not Applicable	0	Not Applicable	1	Problem Fixed	0	Not Applicable	1	1	Yes	0	Not Applicable
1	1	3093 BROADWAY	10/4/2019	10/4/2019	Y	Clear	N	1	0	0	0	Not Applicable	0	Not Applicable	0	Not Applicable	0	Not Applicable	0	Not Applicable	0	0	Not Applicable	0	Not Applicable
1	1	3103 MYRTLE	8/6/2019	8/6/2019	Y	Clear	N	0	0	0	0	Not Applicable	0	Not Applicable	0	Not Applicable	0	Not Applicable	0	Not Applicable	0	0	Not Applicable	0	Not Applicable
1	1	3105 SAN PABLO	8/6/2019	8/6/2019	Y	Clear	N	0	0	0	0	Not Applicable	0	Not Applicable	0	Not Applicable	0	Not Applicable	0	Not Applicable	0	0	Not Applicable	0	Not Applicable
1	1	3128 COURTLAND	9/23/2019	9/23/2019	Y	Cloudy	N	0	0	0	0	Not Applicable	0	Not Applicable	0	Not Applicable	0	Not Applicable	0	Not Applicable	0	0	Not Applicable	0	Not Applicable
1	See Above	3128 COURTLAND	See Above	9/26/2019	Y	Clear	N	0	0	0	0	Not Applicable	0	Not Applicable	0	Not Applicable	1	Problem Fixed	0	Not Applicable	1	1	Yes	0	Not Applicable
1	See Above	3128 COURTLAND	See Above	10/15/2019	Y	Clear	N	0	0	0	0	Not Applicable	0	Not Applicable	0	Not Applicable	0	Not Applicable	0	Not Applicable	0	0	Not Applicable	0	Not Applicable
1	See Above	3128 COURTLAND	See Above	4/30/2020	Y	Clear	N	0	0	0	0	Not Applicable	0	Not Applicable	0	Not Applicable	0	Not Applicable	0	Not Applicable	0	0	Not Applicable	0	Not Applicable
1	See Above	3128 COURTLAND	See Above	6/30/2020	Y	Overcast	N	0	0	0	0	Not Applicable	0	Not Applicable	0	Not Applicable	0	Not Applicable	0	Not Applicable	0	0	Not Applicable	0	Not Applicable
1	1	3245 HOLLIS	10/10/2019	10/10/2019	Y	Clear	N	0	0	0	0	Not Applicable	0	Not Applicable	0	Not Applicable	0	Not Applicable	0	Not Applicable	0	0	Not Applicable	0	Not Applicable
1	1	3250 HOLLIS	7/15/2019	7/15/2019	Y	Clear	N	0	0	0	0	Not Applicable	0	Not Applicable	0	Not Applicable	0	Not Applicable	0	Not Applicable	0	0	Not Applicable	0	Not Applicable
1	See Above	3250 HOLLIS	See Above	7/26/2019	Y	Clear	N	0	0	0	0	Not Applicable	0	Not Applicable	0	Not Applicable	0	Not Applicable	0	Not Applicable	0	0	Not Applicable	0	Not Applicable
1	1	3251 Hollis	10/10/2019	10/10/2019	Y	Clear	N	0	0	0	0	Not Applicable	0	Not Applicable	0	Not Applicable	0	Not Applicable	0	Not Applicable	0	0	Not Applicable	0	Not Applicable
1	1	3253 ETTIE	2/13/2020	2/13/2020	Y	Clear	N	0	0	0	1	Problem Fixed	0	Not Applicable	0	Not Applicable	1	Problem Fixed	0	Not Applicable	2	1	Yes	0	Not Applicable
1	See Above	3253 ETTIE	See Above	5/19/2020	Y	Rain	N	0	0	0	0	Not Applicable	0	Not Applicable	0	Not Applicable	0	Not Applicable	0	Not Applicable	1	1	Yes	0	Not Applicable
1	1	326 24TH	8/9/2019	8/9/2019	Y	Clear	N	0	0	0	0	Not Applicable	0	Not Applicable	0	Not Applicable	0	Not Applicable	0	Not Applicable	0	0	Not Applicable	0	Not Applicable
1	1	3268 SAN PABLO	8/1/2019	8/1/2019	Y	Clear	N	0	0	0	1	Problem Fixed	0	Not Applicable	0	Not Applicable	1	Problem Fixed	0	Not Applicable	2	1	Yes	0	Not Applicable
1	See Above	3268 SAN PABLO	See Above	8/19/2019	Y	Clear	N	0	0	0	0	Not Applicable	0	Not Applicable	0	Not Applicable	0	Not Applicable	0	Not Applicable	0	0	Not Applicable	0	Not Applicable

**City of Oakland
Summary of Construction Site Control Inspections
Private Projects
FY 2019-2020**

Enter "1" per inspection	Enter "1" for each site	Street Number	Site Name (Street Name)	Date			Weather	Rain & Runoff Y/N	High Priority site disturbing <1 acre of soil requiring storm water runoff quality inspection	> 1 acre	Hillside Avg. Slope 20% Dist ≥ 5,000sf and < 1 acre	BMP Categories - Problems and Resolution (Resolution Options: Problem Fixed (immediately or within 10 days), Need More Time, Escalate Enforcement)						Illicit Discharge (R19)	Comments (Problem & Resolution)	Enforcement Level (R21)	Violation Corrected? (Y/N/TBD) & Date Correction Verified										
				First Inspection Date for the Site	Inspection Date	Site Fully Stabilized						Erosion (R13)	Sediment (R14)	Run-on & Runoff (R15)	Active Treatment (R16)	Site Mgt. (R17)	Non S/W Mgt (R18)				10 Days	30 Days									
																							10 Days	30 Days							
1	1	3275 PERALTA		7/15/2019	7/15/2019	Y	Clear	N	0	0	0	0	Not Applicable	0	Not Applicable	0	Not Applicable	0	Not Applicable	0	Not Applicable	0	Not Applicable	0	Not Applicable						
1	See Above	3275 PERALTA		See Above	7/26/2019	Y	Clear	N	0	0	0	0	Not Applicable	0	Not Applicable	0	Not Applicable	0	Not Applicable	0	Not Applicable	0	Not Applicable	0	Not Applicable						
1	1	33 BAY FOREST		7/15/2019	7/15/2019	Y	Clear	N	1	0	0	0	Not Applicable	0	Not Applicable	0	Not Applicable	0	Not Applicable	0	Not Applicable	0	Not Applicable	0	Not Applicable						
1	See Above	33 BAY FOREST		See Above	9/29/2019	Y	Clear	N	1	0	0	0	Not Applicable	0	Not Applicable	0	Not Applicable	0	Not Applicable	0	Not Applicable	0	Not Applicable	0	Not Applicable						
1	1	330 17TH		7/29/2019	7/29/2019	Y	Hazy	N	0	0	0	0	Not Applicable	0	Not Applicable	0	Not Applicable	0	Not Applicable	0	Not Applicable	0	Not Applicable	0	Not Applicable						
1	See Above	330 17TH		See Above	8/30/2019	Y	Clear	N	0	0	0	0	Not Applicable	0	Not Applicable	0	Not Applicable	0	Not Applicable	0	Not Applicable	0	Not Applicable	0	Not Applicable						
1	See Above	330 17TH		See Above	10/30/2019	Y	Clear	N	0	0	0	0	Not Applicable	0	Not Applicable	0	Not Applicable	0	Not Applicable	0	Not Applicable	0	Not Applicable	0	Not Applicable						
1	See Above	330 17TH		See Above	11/1/2019	Y	Clear	N	0	0	0	0	Not Applicable	0	Not Applicable	0	Not Applicable	0	Not Applicable	0	Not Applicable	0	Not Applicable	0	Not Applicable						
1	See Above	330 17TH		See Above	11/1/2019	Y	Clear	N	0	0	0	0	Not Applicable	0	Not Applicable	0	Not Applicable	0	Not Applicable	0	Not Applicable	0	Not Applicable	0	Not Applicable						
1	See Above	330 17TH		See Above	2/10/2020	Y	Clear	N	0	0	0	0	Not Applicable	0	Not Applicable	0	Not Applicable	0	Not Applicable	0	Not Applicable	0	Not Applicable	0	Not Applicable						
1	1	3300 BROADWAY		10/9/2019	10/9/2019	Y	Clear	N	0	0	0	0	Not Applicable	0	Not Applicable	0	Not Applicable	0	Not Applicable	0	Not Applicable	0	Not Applicable	0	Not Applicable						
1	See Above	3300 BROADWAY		See Above	3/27/2020	Y	Clear	N	0	0	0	0	Not Applicable	0	Not Applicable	0	Not Applicable	0	Not Applicable	0	Not Applicable	0	Not Applicable	0	Not Applicable						
1	1	3330 SARAZEN		10/16/2019	10/16/2019	Y	Clear	N	0	0	0	0	Not Applicable	0	Not Applicable	0	Not Applicable	0	Not Applicable	0	Not Applicable	0	Not Applicable	0	Not Applicable						
1	1	338 24TH		8/9/2019	8/9/2019	Y	Clear	N	0	0	0	0	Not Applicable	0	Not Applicable	0	Not Applicable	0	Not Applicable	0	Not Applicable	0	Not Applicable	0	Not Applicable						
1	1	3400 RICHMOND		10/22/2019	10/22/2019	Y	Clear	N	1	0	0	1	Problem Fixed	1	Problem Fixed	0	Not Applicable	0	Not Applicable	1	Problem Fixed	0	Not Applicable	0	Not Applicable	Clear R13 Erosion Controls - CN Issued R14 Sediment- CN Issued R17 Site Management- CN Issued. The contractor removed the sidewalk and plan to pour concrete on Tuesday. No soil engineer report for compaction. No inspection by the C/O/O. Dirt piles in the street. Including a concrete pile. I issued a Correction Notice. The grading work is 90% completed. Correction notice in documents	2	1	Yes	0	Not Applicable
1	See Above	3400 RICHMOND		See Above	5/14/2020	Y	Rain	N	1	0	0	0	Not Applicable	0	Not Applicable	0	Not Applicable	0	Not Applicable	0	Not Applicable	0	Not Applicable	0	Not Applicable	0	Not Applicable				
1	See Above	3400 RICHMOND		See Above	5/29/2020	Y	Clear	N	1	0	0	0	Not Applicable	0	Not Applicable	0	Not Applicable	0	Not Applicable	0	Not Applicable	0	Not Applicable	0	Not Applicable	0	Not Applicable				
1	1	3416 PIEDMONT		9/23/2019	9/23/2019	Y	Clear	N	0	0	0	1	Problem Fixed	1	Problem Fixed	0	Not Applicable	0	Not Applicable	1	Problem Fixed	0	Not Applicable	0	Not Applicable	The contractor is working doing clearing work on the construction site. They have a construction fence with silt screening attached to it. No wattle rolls on site. No construction driveway installed. Tracking sediment off site. Water meter attachment to the fire hydrant needs protection for the general public. No information signs with contact names or phone numbers installed. No portal potty secondary containment pan installed. I gave the contractor a Correction Notice.	2	1	Yes	0	Not Applicable
1	See Above	3416 PIEDMONT		See Above	4/30/2020	Y	Clear	N	0	0	0	0	Not Applicable	0	Not Applicable	0	Not Applicable	0	Not Applicable	0	Not Applicable	0	Not Applicable	0	Not Applicable	0	Not Applicable				
1	1	3420 RICHMOND		10/22/2019	10/22/2019	Y	Clear	N	1	0	0	1	Problem Fixed	1	Need More Time	0	Not Applicable	0	Not Applicable	1	Problem Fixed	0	Not Applicable	0	Not Applicable	Clear R13 Erosion Controls - CN Issued R14 Sediment- CN Issued R17 Site Management- CN Issued. The contractor removed the sidewalk and plan to pour concrete on Tuesday. No soil engineer report for compaction. No inspection by the C/O/O. Dirt piles in the street. Including a concrete pile. I issued a Correction Notice. The grading work is 90% completed. Correction notice in documents	2	1	Yes	0	Not Applicable
1	See Above+ B498.B5 02	3420 RICHMOND		See Above	5/14/2020	Y	Rain	N	1	0	0	0	Not Applicable	0	Not Applicable	0	Not Applicable	0	Not Applicable	0	Not Applicable	0	Not Applicable	0	Not Applicable	0	Not Applicable				
1	See Above	3420 RICHMOND		See Above	5/29/2020	Y	Clear	N	1	0	0	0	Not Applicable	0	Not Applicable	0	Not Applicable	0	Not Applicable	0	Not Applicable	0	Not Applicable	0	Not Applicable	0	Not Applicable				
1	See Above	3422 RICHMOND		10/22/2019	10/22/2019	Y	Clear	N	1	0	0	1	Problem Fixed	1	Problem Fixed	0	Not Applicable	0	Not Applicable	1	Problem Fixed	0	Not Applicable	0	Not Applicable	Clear R13 Erosion Controls - CN Issued R14 Sediment- CN Issued R17 Site Management- CN Issued. The contractor removed the sidewalk and plan to pour concrete on Tuesday. No soil engineer report for compaction. No inspection by the C/O/O. Dirt piles in the street. Including a concrete pile. I issued a Correction Notice. The grading work is 90% completed. Correction notice in documents	2	1	Yes	0	Not Applicable
1	See Above	3422 RICHMOND		See Above	5/14/2020	Y	Rain	N	1	0	0	0	Not Applicable	0	Not Applicable	0	Not Applicable	0	Not Applicable	0	Not Applicable	0	Not Applicable	0	Not Applicable	0	Not Applicable				
1	See Above	3422 RICHMOND		See Above	5/29/2020	Y	Clear	N	1	0	0	0	Not Applicable	0	Not Applicable	0	Not Applicable	0	Not Applicable	0	Not Applicable	0	Not Applicable	0	Not Applicable	0	Not Applicable				

**City of Oakland
Summary of Construction Site Control Inspections
Private Projects
FY 2019-2020**

Enter "1" per inspection	Enter "1" for each site	Street Number	Site Name (Street Name)	Date			Weather	Rain & Runoff Y/N	High Priority site disturbing <1 acre of soil requiring storm water runoff quality inspection	> 1 acre	Hillside Avg. Slope 20% Dist ≥ 5,000sf and < 1 acre	BMP Categories - Problems and Resolution (Resolution Options: Problem Fixed (immediately or within 10 days), Need More Time, Escalate Enforcement)						Illicit Discharge (R19)	Comments (Problem & Resolution)	Enforcement Level (R21)	Violation Corrected? (Y/N/TBD) & Date Correction Verified									
				First Inspection Date for the Site	Inspection Date	Site Fully Stabilized						Erosion (R13)	Sediment (R14)	Run-on & Runoff (R15)	Active Treatment (R16)	Site Mgt. (R17)	Non S/W Mgt (R18)				10 Days	30 Days								
1	See Above	3424 RICHMOND		10/22/2019	10/22/2019	Y	Clear	N	1	0	0	1	Problem Fixed	1	Problem Fixed	0	Not Applicable	0	Not Applicable	1	Problem Fixed	0	Not Applicable	0	Not Applicable	2	1	yes	0	Not Applicable
1	See Above	3424 RICHMOND		See Above	5/14/2020	Y	Rain	N	1	0	0	0	Not Applicable	0	Not Applicable	0	Not Applicable	0	Not Applicable	0	Not Applicable	0	Not Applicable	0	0	Not Applicable	0	Not Applicable		
1	See Above	3424 RICHMOND		See Above	5/29/2020	Y	Clear	N	1	0	0	0	Not Applicable	0	Not Applicable	0	Not Applicable	0	Not Applicable	0	Not Applicable	0	Not Applicable	0	0	Not Applicable	0	Not Applicable		
1	1	3431 FOOTHILL		10/9/2019	10/9/2019	Y	Clear	N	0	0	0	0	Not Applicable	0	Not Applicable	0	Not Applicable	0	Not Applicable	0	Not Applicable	0	Not Applicable	0	0	Not Applicable	0	Not Applicable		
1	See Above	3431 FOOTHILL		See Above	12/13/2019	Y	Rain	N	0	0	0	0	Not Applicable	0	Not Applicable	0	Not Applicable	0	Not Applicable	0	Not Applicable	0	Not Applicable	0	0	Not Applicable	0	Not Applicable		
1	See Above	3431 FOOTHILL		See Above	5/8/2020	Y	Clear	N	0	0	0	1	Problem Fixed	0	Not Applicable	0	Not Applicable	0	Not Applicable	0	Not Applicable	0	Not Applicable	2	1	Yes	0	Not Applicable		
1	See Above	3431 FOOTHILL		See Above	6/22/2020	Y	Clear	N	0	0	0	0	Not Applicable	1	Problem Fixed	0	Not Applicable	0	Not Applicable	0	Not Applicable	0	Not Applicable	2	1	Yes	0	Not Applicable		
1	See Above	3431 FOOTHILL		See Above	6/24/2020	Y	Clear	N	0	0	0	0	Not Applicable	0	Not Applicable	0	Not Applicable	0	Not Applicable	0	Not Applicable	0	Not Applicable	0	0	Not Applicable	0	Not Applicable		
1	1	35 DIABLO		10/28/2019	10/28/2019	Y	Clear	N	0	0	0	1	Problem Fixed	1	Problem Fixed	1	Problem Fixed	0	Not Applicable	1	Problem Fixed	0	Not Applicable	2	1	Yes	0	Not Applicable		
1	See Above	35 DIABLO		See Above	2/25/2020	Y	Clear	N	0	0	0	0	Not Applicable	0	Not Applicable	0	Not Applicable	0	Not Applicable	0	Not Applicable	0	Not Applicable	0	0	Not Applicable	0	Not Applicable		
1	1	358 34TH		8/9/2019	8/9/2019	Y	Clear	N	0	0	0	0	Not Applicable	0	Not Applicable	0	Not Applicable	0	Not Applicable	0	Not Applicable	0	Not Applicable	0	0	Not Applicable	0	Not Applicable		
1	1	359 15TH		3/26/2020	3/26/2020	Y	Clear	N	0	0	0	0	Not Applicable	0	Not Applicable	0	Not Applicable	0	Not Applicable	0	Not Applicable	0	Not Applicable	0	0	Not Applicable	0	Not Applicable		
1	1	3611 E 12TH		7/22/2019	7/22/2019	Y	Clear	N	1	0	0	0	Not Applicable	0	Not Applicable	0	Not Applicable	0	Not Applicable	0	Not Applicable	0	Not Applicable	0	0	Not Applicable	0	Not Applicable		
1	See Above	3611 E 12TH		See Above	7/24/2019	Y	Clear	N	1	0	0	0	Not Applicable	0	Not Applicable	0	Not Applicable	0	Not Applicable	0	Not Applicable	0	Not Applicable	0	0	Not Applicable	0	Not Applicable		
1	See Above	3611 E 12TH		See Above	7/30/2019	Y	Hazy	N	1	0	0	0	Not Applicable	0	Not Applicable	0	Not Applicable	0	Not Applicable	0	Not Applicable	0	Not Applicable	0	0	Not Applicable	0	Not Applicable		
1	See Above	3611 E 12TH		See Above	7/30/2019	Y	Hazy	N	1	0	0	0	Not Applicable	0	Not Applicable	0	Not Applicable	0	Not Applicable	0	Not Applicable	0	Not Applicable	0	0	Not Applicable	0	Not Applicable		
1	See Above	3611 E 12TH		See Above	8/1/2019	Y	Clear	N	1	0	0	0	Not Applicable	0	Not Applicable	0	Not Applicable	0	Not Applicable	0	Not Applicable	0	Not Applicable	0	0	Not Applicable	0	Not Applicable		
1	See Above	3611 E 12TH		See Above	8/13/2019	Y	Clear	N	1	0	0	0	Not Applicable	0	Not Applicable	0	Not Applicable	0	Not Applicable	0	Not Applicable	0	Not Applicable	0	0	Not Applicable	0	Not Applicable		
1	See Above	3611 E 12TH		See Above	8/13/2019	Y	Clear	N	1	0	0	0	Not Applicable	0	Not Applicable	0	Not Applicable	0	Not Applicable	0	Not Applicable	0	Not Applicable	0	0	Not Applicable	0	Not Applicable		
1	See Above	3611 E 12TH		See Above	8/16/2019	Y	Clear	N	1	0	0	0	Not Applicable	0	Not Applicable	0	Not Applicable	0	Not Applicable	0	Not Applicable	0	Not Applicable	0	0	Not Applicable	0	Not Applicable		
1	See Above	3611 E 12TH		See Above	8/20/2019	Y	Clear	N	1	0	0	0	Not Applicable	0	Not Applicable	0	Not Applicable	0	Not Applicable	0	Not Applicable	0	Not Applicable	0	0	Not Applicable	0	Not Applicable		
1	See Above	3611 E 12TH		See Above	8/22/2019	Y	Clear	N	1	0	0	0	Not Applicable	0	Not Applicable	0	Not Applicable	0	Not Applicable	0	Not Applicable	0	Not Applicable	0	0	Not Applicable	0	Not Applicable		
1	See Above	3611 E 12TH		See Above	8/23/2019	Y	Clear	N	1	0	0	0	Not Applicable	0	Not Applicable	0	Not Applicable	0	Not Applicable	0	Not Applicable	0	Not Applicable	0	0	Not Applicable	0	Not Applicable		
1	See Above	3611 E 12TH		See Above	8/27/2019	Y	Clear	N	1	0	0	0	Not Applicable	0	Not Applicable	0	Not Applicable	0	Not Applicable	0	Not Applicable	0	Not Applicable	0	0	Not Applicable	0	Not Applicable		
1	See Above	3611 E 12TH		See Above	9/4/2019	Y	Clear	N	1	0	0	0	Not Applicable	0	Not Applicable	0	Not Applicable	0	Not Applicable	0	Not Applicable	0	Not Applicable	0	0	Not Applicable	0	Not Applicable		
1	See Above	3611 E 12TH		See Above	9/11/2019	Y	Clear	N	1	0	0	0	Not Applicable	0	Not Applicable	0	Not Applicable	0	Not Applicable	0	Not Applicable	0	Not Applicable	0	0	Not Applicable	0	Not Applicable		
1	See Above	3611 E 12TH		See Above	9/20/2019	Y	Clear	N	1	0	0	0	Not Applicable	0	Not Applicable	0	Not Applicable	0	Not Applicable	0	Not Applicable	0	Not Applicable	0	0	Not Applicable	0	Not Applicable		
1	See Above	3611 E 12TH		See Above	9/23/2019	Y	Cloudy	N	1	0	0	0	Not Applicable	0	Not Applicable	0	Not Applicable	0	Not Applicable	0	Not Applicable	0	Not Applicable	0	0	Not Applicable	0	Not Applicable		
1	See Above	3611 E 12TH		See Above	9/24/2019	Y	Clear	N	1	0	0	0	Not Applicable	0	Not Applicable	0	Not Applicable	0	Not Applicable	0	Not Applicable	0	Not Applicable	0	0	Not Applicable	0	Not Applicable		
1	See Above	3611 E 12TH		See Above	9/24/2019	Y	Clear	N	1	0	0	0	Not Applicable	0	Not Applicable	0	Not Applicable	0	Not Applicable	0	Not Applicable	0	Not Applicable	0	0	Not Applicable	0	Not Applicable		
1	See Above	3611 E 12TH		See Above	9/25/2019	Y	Clear	N	1	0	0	0	Not Applicable	0	Not Applicable	0	Not Applicable	0	Not Applicable	0	Not Applicable	0	Not Applicable	0	0	Not Applicable	0	Not Applicable		

**City of Oakland
Summary of Construction Site Control Inspections
Private Projects
FY 2019-2020**

Enter "1" per inspection	Enter "1" for each site	Street Number	Site Name (Street Name)	Date			Weather	Rain & Runoff Y/N	High Priority site disturbing <1 acre of soil requiring storm water runoff quality inspection	> 1 acre	Hillside Avg. Slope 20% Dist ≥ 5,000sf and < 1 acre	BMP Categories - Problems and Resolution (Resolution Options: Problem Fixed (immediately or within 10 days), Need More Time, Escalate Enforcement)						Illicit Discharge (R19)	Comments (Problem & Resolution)	Enforcement Level (R21)	Violation Corrected? (Y/N/TBD) & Date Correction Verified							
				First Inspection Date for the Site	Inspection Date	Site Fully Stabilized						Erosion (R13)	Sediment (R14)	Run-on & Runoff (R15)	Active Treatment (R16)	Site Mgt. (R17)	Non S/W Mgt (R18)				10 Days	30 Days						
																							10 Days	30 Days				
1	See Above	3611 E 12TH	See Above	9/29/2019	Y	Clear	N	1	0	0	0	0	Not Applicable	0	Not Applicable	0	Not Applicable	0	Not Applicable	0	Not Applicable	0	Not Applicable	0	Not Applicable	0	Not Applicable	
1	See Above	3611 E 12TH	See Above	9/30/2019	Y	Rain	N	1	0	0	0	0	Not Applicable	0	Not Applicable	0	Not Applicable	0	Not Applicable	0	Not Applicable	0	Not Applicable	0	Not Applicable	0	Not Applicable	
1	See Above	3611 E 12TH	See Above	10/1/2019	Y	Clear	N	1	0	0	0	0	Not Applicable	0	Not Applicable	0	Not Applicable	0	Not Applicable	0	Not Applicable	0	Not Applicable	0	Not Applicable	0	Not Applicable	
1	See Above	3611 E 12TH	See Above	10/7/2019	Y	Clear	N	1	0	0	0	0	Not Applicable	0	Not Applicable	0	Not Applicable	0	Not Applicable	0	Not Applicable	0	Not Applicable	0	Not Applicable	0	Not Applicable	
1	See Above	3611 E 12TH	See Above	10/10/2019	Y	Clear	N	1	0	0	0	0	Not Applicable	0	Not Applicable	0	Not Applicable	0	Not Applicable	0	Not Applicable	0	Not Applicable	0	Not Applicable	0	Not Applicable	
1	See Above	3611 E 12TH	See Above	10/10/2019	Y	Clear	N	1	0	0	0	0	Not Applicable	0	Not Applicable	0	Not Applicable	0	Not Applicable	0	Not Applicable	0	Not Applicable	0	Not Applicable	0	Not Applicable	
1	See Above	3611 E 12TH	See Above	10/16/2019	Y	Clear	N	1	0	0	0	0	Not Applicable	0	Not Applicable	0	Not Applicable	0	Not Applicable	0	Not Applicable	0	Not Applicable	0	Not Applicable	0	Not Applicable	
1	See Above	3611 E 12TH	See Above	10/17/2019	Y	Clear	N	1	0	0	0	0	Not Applicable	0	Not Applicable	0	Not Applicable	0	Not Applicable	0	Not Applicable	0	Not Applicable	0	Not Applicable	0	Not Applicable	
1	See Above	3611 E 12TH	See Above	10/20/2019	Y	Cloudy	N	1	0	0	1	Problem Fixed	1	Problem Fixed	0	Not Applicable	0	Not Applicable	0	Not Applicable	0	Not Applicable	1	1	Yes	0	Not Applicable	
1	See Above	3611 E 12TH	See Above	10/30/2019	Y	Clear	N	1	0	0	0	0	Not Applicable	0	Not Applicable	0	Not Applicable	0	Not Applicable	0	Not Applicable	0	0	Not Applicable	0	Not Applicable	0	Not Applicable
1	See Above	3611 E 12TH	See Above	10/31/2019	Y	Clear	N	1	0	0	0	0	Not Applicable	0	Not Applicable	0	Not Applicable	0	Not Applicable	0	Not Applicable	0	0	Not Applicable	0	Not Applicable	0	Not Applicable
1	See Above	3611 E 12TH	See Above	11/1/2019	Y	Clear	N	1	0	0	0	0	Not Applicable	0	Not Applicable	0	Not Applicable	0	Not Applicable	0	Not Applicable	0	0	Not Applicable	0	Not Applicable	0	Not Applicable
1	See Above	3611 E 12TH	See Above	11/6/2019	Y	Clear	N	1	0	0	0	0	Not Applicable	0	Not Applicable	0	Not Applicable	0	Not Applicable	0	Not Applicable	0	0	Not Applicable	0	Not Applicable	0	Not Applicable
1	See Above	3611 E 12TH	See Above	11/8/2019	Y	Cloudy	N	1	0	0	0	0	Not Applicable	0	Not Applicable	0	Not Applicable	0	Not Applicable	0	Not Applicable	0	0	Not Applicable	0	Not Applicable	0	Not Applicable
1	See Above	3611 E 12TH	See Above	12/4/2019	Y	Clear	N	1	0	0	0	0	Not Applicable	0	Not Applicable	0	Not Applicable	0	Not Applicable	0	Not Applicable	0	0	Not Applicable	0	Not Applicable	0	Not Applicable
1	See Above	3611 E 12TH	See Above	12/5/2019	Y	Clear	N	1	0	0	0	0	Not Applicable	0	Not Applicable	0	Not Applicable	0	Not Applicable	0	Not Applicable	0	0	Not Applicable	0	Not Applicable	0	Not Applicable
1	See Above	3611 E 12TH	See Above	12/9/2019	Y	Cloudy	N	1	0	0	0	0	Not Applicable	0	Not Applicable	0	Not Applicable	0	Not Applicable	0	Not Applicable	0	0	Not Applicable	0	Not Applicable	0	Not Applicable
1	See Above	3611 E 12TH	See Above	1/16/2020	Y	Rain	N	1	0	0	0	0	Not Applicable	0	Not Applicable	0	Not Applicable	1	Problem Fixed	0	Not Applicable	0	1	1	Yes	0	Not Applicable	
1	See Above	3611 E 12TH	See Above	1/31/2020	Y	Clear	N	1	0	0	0	0	Not Applicable	0	Not Applicable	0	Not Applicable	0	Not Applicable	0	Not Applicable	0	0	Not Applicable	0	Not Applicable	0	Not Applicable
1	See Above	3611 E 12TH	See Above	3/4/2020	Y	Clear	N	1	0	0	0	0	Not Applicable	0	Not Applicable	0	Not Applicable	0	Not Applicable	0	Not Applicable	0	0	Not Applicable	0	Not Applicable	0	Not Applicable
1	See Above	3611 E 12TH	See Above	3/10/2020	Y	Overcast	N	1	0	0	0	0	Not Applicable	0	Not Applicable	0	Not Applicable	0	Not Applicable	0	Not Applicable	0	0	Not Applicable	0	Not Applicable	0	Not Applicable
1	1	378 11TH	7/2/2019	7/2/2019	Y	Clear	N	0	0	0	0	0	Not Applicable	0	Not Applicable	0	Not Applicable	0	Not Applicable	0	Not Applicable	0	0	Not Applicable	0	Not Applicable	0	Not Applicable
1	See Above	378 11TH	See Above	12/17/2019	Y	Clear	N	0	0	0	0	0	Not Applicable	0	Not Applicable	0	Not Applicable	0	Not Applicable	0	Not Applicable	0	0	Not Applicable	0	Not Applicable	0	Not Applicable
1	1	378 EMBARCADERO WEST	8/23/2019	8/23/2019	Y	Clear	N	1	0	0	1	Problem Fixed	1	Problem Fixed	0	Not Applicable	0	Not Applicable	1	Problem Fixed	0	Not Applicable	0	2	1	Yes	0	Not Applicable
1	See Above	378 EMBARCADERO WEST	See Above	8/23/2019	Y	Clear	N	1	0	0	0	0	Not Applicable	0	Not Applicable	0	Not Applicable	0	Not Applicable	0	Not Applicable	0	0	Not Applicable	0	Not Applicable	0	Not Applicable
1	See Above	378 EMBARCADERO WEST	See Above	8/30/2019	Y	Clear	N	1	0	0	0	0	Not Applicable	0	Not Applicable	0	Not Applicable	0	Not Applicable	0	Not Applicable	0	0	Not Applicable	0	Not Applicable	0	Not Applicable
1	See Above	378 EMBARCADERO WEST	See Above	8/30/2019	Y	Clear	N	1	0	0	0	0	Not Applicable	0	Not Applicable	0	Not Applicable	0	Not Applicable	0	Not Applicable	0	0	Not Applicable	0	Not Applicable	0	Not Applicable
1	See Above	378 EMBARCADERO WEST	See Above	10/25/2019	Y	Clear	N	1	0	0	0	0	Not Applicable	0	Not Applicable	0	Not Applicable	0	Not Applicable	0	Not Applicable	0	0	Not Applicable	0	Not Applicable	0	Not Applicable
1	See Above	378 EMBARCADERO WEST	See Above	10/25/2019	Y	Clear	N	1	0	0	0	0	Not Applicable	0	Not Applicable	0	Not Applicable	0	Not Applicable	0	Not Applicable	0	0	Not Applicable	0	Not Applicable	0	Not Applicable
1	See Above	378 EMBARCADERO WEST	See Above	11/8/2019	Y	Cloudy	N	1	0	0	0	0	Not Applicable	0	Not Applicable	0	Not Applicable	0	Not Applicable	0	Not Applicable	0	0	Not Applicable	0	Not Applicable	0	Not Applicable
1	See Above	378 EMBARCADERO WEST	See Above	12/18/2019	Y	Rain	N	1	0	0	0	0	Not Applicable	0	Not Applicable	0	Not Applicable	0	Not Applicable	0	Not Applicable	0	0	Not Applicable	0	Not Applicable	0	Not Applicable

**City of Oakland
Summary of Construction Site Control Inspections
Private Projects
FY 2019-2020**

Enter "1" per inspection	Enter "1" for each site	Street Number	Site Name (Street Name)	Date			Weather	Rain & Runoff Y/N	High Priority site disturbing <1 acre of soil requiring storm water runoff quality inspection	> 1 acre	Hillside Avg. Slope 20% Dist ≥ 5,000sf and < 1 acre	BMP Categories - Problems and Resolution (Resolution Options: Problem Fixed (immediately or within 10 days), Need More Time, Escalate Enforcement)						Illicit Discharge (R19)	Comments (Problem & Resolution)	Enforcement Level (R21)	Violation Corrected? (Y/N/TBD) & Date Correction Verified						
				First Inspection Date for the Site	Inspection Date	Site Fully Stabilized						Erosion (R13)	Sediment (R14)	Run-on & Runoff (R15)	Active Treatment (R16)	Site Mgt. (R17)	Non S/W Mgt (R18)				10 Days	30 Days					
1	See Above	378 EMBARCADERO WEST	See Above	1/30/2020	Y	Clear	N	1	0	0	0	Not Applicable	0	Not Applicable	0	Not Applicable	0	Not Applicable	0	Not Applicable	0	Not Applicable	0	Not Applicable			
1	See Above	378 EMBARCADERO WEST	See Above	2/18/2020	Y	Clear	N	1	0	0	0	Not Applicable	0	Not Applicable	0	Not Applicable	0	Not Applicable	0	Not Applicable	0	Not Applicable	0	Not Applicable			
1	See Above	378 EMBARCADERO WEST	See Above	2/24/2020	Y	Clear	N	1	0	0	0	Not Applicable	0	Not Applicable	0	Not Applicable	0	Not Applicable	0	Not Applicable	0	Not Applicable	0	Not Applicable			
1	See Above	378 EMBARCADERO WEST	See Above	5/29/2020	Y	Clear	N	1	0	0	0	Not Applicable	0	Not Applicable	0	Not Applicable	1	Problem Fixed	0	Not Applicable	0	Not Applicable	2	1	Yes	0	Not Applicable
1	See Above	378 EMBARCADERO WEST	See Above	5/29/2020	Y	Clear	N	1	0	0	0	Not Applicable	0	Not Applicable	0	Not Applicable	0	Not Applicable	0	Not Applicable	0	Not Applicable	0	Not Applicable	0	Not Applicable	
1	See Above	378 EMBARCADERO WEST	See Above	6/15/2020	Y	Clear	N	1	0	0	0	Not Applicable	0	Not Applicable	0	Not Applicable	0	Not Applicable	0	Not Applicable	0	Not Applicable	0	Not Applicable	0	Not Applicable	
1	1	3814 MACARTHUR	10/21/2019	10/21/2019	Y		N	0	0	0	0	Not Applicable	0	Not Applicable	0	Not Applicable	0	Not Applicable	0	Not Applicable	0	Not Applicable	0	Not Applicable	0	Not Applicable	
1	1	3833 GREENWOOD	10/9/2019	10/9/2019	Y	Clear	N	0	0	0	0	Not Applicable	0	Not Applicable	0	Not Applicable	0	Not Applicable	0	Not Applicable	0	Not Applicable	0	Not Applicable	0	Not Applicable	
1	1	385 14TH	7/19/2019	7/19/2019	Y	Clear	N	0	0	0	0	Not Applicable	0	Not Applicable	0	Not Applicable	0	Not Applicable	0	Not Applicable	0	Not Applicable	0	Not Applicable	0	Not Applicable	
1	See Above	385 14TH	See Above	10/20/2019	Y	Cloudy	N	0	0	0	0	Not Applicable	0	Not Applicable	0	Not Applicable	0	Not Applicable	0	Not Applicable	0	Not Applicable	0	Not Applicable	0	Not Applicable	
1	1	3850 WHITTLE	10/22/2019	10/22/2019	Y		N	0	0	0	0	Not Applicable	0	Not Applicable	0	Not Applicable	0	Not Applicable	0	Not Applicable	0	Not Applicable	0	Not Applicable	0	Not Applicable	
1	1	387 40TH	9/12/2019	9/12/2019	Y	Clear	N	0	0	0	0	Not Applicable	0	Not Applicable	0	Not Applicable	0	Not Applicable	0	Not Applicable	0	Not Applicable	0	Not Applicable	0	Not Applicable	
1	1	3883 TURQUOISE	10/17/2019	10/17/2019	Y	Clear	N	0	1	0	0	Not Applicable	0	Not Applicable	0	Not Applicable	0	Not Applicable	0	Not Applicable	0	Not Applicable	0	Not Applicable	0	Not Applicable	
1	See Above	3883 TURQUOISE	See Above	6/24/2020	Y	Clear	N	0	1	0	0	Not Applicable	0	Not Applicable	0	Not Applicable	0	Not Applicable	0	Not Applicable	0	Not Applicable	0	Not Applicable	0	Not Applicable	
1	1	3927 WATTLING	9/29/2019	9/29/2019	Y	Clear	N	0	1	0	0	Not Applicable	0	Not Applicable	0	Not Applicable	0	Not Applicable	0	Not Applicable	0	Not Applicable	0	Not Applicable	0	Not Applicable	
1	See Above	3927 WATTLING	See Above	2/7/2020	Y	Clear	N	0	1	0	0	Not Applicable	0	Not Applicable	0	Not Applicable	0	Not Applicable	0	Not Applicable	0	Not Applicable	0	Not Applicable	0	Not Applicable	
1	See Above	3927 WATTLING	See Above	2/21/2020	Y	Clear	N	0	1	0	0	Not Applicable	0	Not Applicable	0	Not Applicable	0	Not Applicable	0	Not Applicable	0	Not Applicable	0	Not Applicable	0	Not Applicable	
1	See Above	3927 WATTLING	See Above	2/24/2020	Y	Clear	N	0	1	0	0	Not Applicable	0	Not Applicable	0	Not Applicable	0	Not Applicable	0	Not Applicable	0	Not Applicable	0	Not Applicable	0	Not Applicable	
1	See Above	3927 WATTLING	See Above	2/26/2020	Y	Clear	N	0	1	0	0	Not Applicable	0	Not Applicable	0	Not Applicable	0	Not Applicable	0	Not Applicable	0	Not Applicable	0	Not Applicable	0	Not Applicable	
1	See Above	3927 WATTLING	See Above	2/28/2020	Y	Clear	N	0	1	0	0	Not Applicable	0	Not Applicable	0	Not Applicable	0	Not Applicable	0	Not Applicable	0	Not Applicable	0	Not Applicable	0	Not Applicable	
1	See Above	3927 WATTLING	See Above	3/2/2020	Y	Clear	N	0	1	0	0	Not Applicable	0	Not Applicable	0	Not Applicable	0	Not Applicable	0	Not Applicable	0	Not Applicable	0	Not Applicable	0	Not Applicable	
1	See Above	3927 WATTLING	See Above	3/4/2020	Y	Clear	N	0	1	0	0	Not Applicable	0	Not Applicable	0	Not Applicable	0	Not Applicable	0	Not Applicable	0	Not Applicable	0	Not Applicable	0	Not Applicable	
1	See Above	3927 WATTLING	See Above	3/10/2020	Y	Overcast	N	0	1	0	0	Not Applicable	0	Not Applicable	0	Not Applicable	0	Not Applicable	0	Not Applicable	0	Not Applicable	0	Not Applicable	0	Not Applicable	
1	See Above	3927 WATTLING	See Above	3/24/2020	Y	Rain	N	0	1	0	0	Not Applicable	0	Not Applicable	0	Not Applicable	0	Not Applicable	0	Not Applicable	0	Not Applicable	0	Not Applicable	0	Not Applicable	
1	See Above	3927 WATTLING	See Above	3/25/2020	Y	Clear	N	0	1	0	0	Not Applicable	0	Not Applicable	0	Not Applicable	0	Not Applicable	0	Not Applicable	0	Not Applicable	0	Not Applicable	0	Not Applicable	
1	See Above	3927 WATTLING	See Above	3/30/2020	Y	Clear	N	0	1	0	0	Not Applicable	0	Not Applicable	0	Not Applicable	0	Not Applicable	0	Not Applicable	0	Not Applicable	0	Not Applicable	0	Not Applicable	
1	See Above	3927 WATTLING	See Above	4/7/2020	Y	Clear	N	0	1	0	0	Not Applicable	0	Not Applicable	0	Not Applicable	0	Not Applicable	0	Not Applicable	0	Not Applicable	0	Not Applicable	0	Not Applicable	
1	See Above	3927 WATTLING	See Above	4/14/2020	Y	Clear	N	0	1	0	0	Not Applicable	0	Not Applicable	0	Not Applicable	0	Not Applicable	0	Not Applicable	0	Not Applicable	0	Not Applicable	0	Not Applicable	
1	See Above	3927 WATTLING	See Above	5/27/2020	Y	Clear	N	0	1	0	1	Problem Fixed	0	Not Applicable	0	Not Applicable	0	Not Applicable	0	Not Applicable	0	Not Applicable	2	1	yes	0	Not Applicable
1	1	3947 WATTLING	5/26/2020	5/26/2020	Y	Clear	N	0	1	0	0	Not Applicable	0	Not Applicable	0	Not Applicable	1	Problem Fixed	0	Not Applicable	0	Not Applicable	2	1	yes	0	Not Applicable

**City of Oakland
Summary of Construction Site Control Inspections
Private Projects
FY 2019-2020**

Enter "1" per inspection	Enter "1" for each site	Street Number	Site Name (Street Name)	Date			Weather	Rain & Runoff Y/N	High Priority site disturbing <1 acre of soil requiring storm water runoff quality inspection	> 1 acre	Hillside Avg. Slope 20% Dist ≥ 5,000sf and < 1 acre	BMP Categories - Problems and Resolution (Resolution Options: Problem Fixed (immediately or within 10 days), Need More Time, Escalate Enforcement)						Illicit Discharge (R19)	Comments (Problem & Resolution)	Enforcement Level (R21)	Violation Corrected? (Y/N/TBD) & Date Correction Verified									
				First Inspection Date for the Site	Inspection Date	Site Fully Stabilized						Erosion (R13)	Sediment (R14)	Run-on & Runoff (R15)	Active Treatment (R16)	Site Mgt. (R17)	Non S/W Mgt (R18)				10 Days	30 Days								
																							10 Days	30 Days						
1	1	40 HARRISON		10/21/2019	10/21/2019	Y	Clear	N	1	0	0	0	0	Not Applicable	0	Not Applicable	0	Not Applicable	0	Not Applicable	0	Not Applicable	0	Not Applicable	0	Not Applicable	0	Not Applicable		
1	See Above	40 HARRISON		See Above	11/1/2019	Y	Clear	N	1	0	0	1	Problem Fixed	1	Problem Fixed	0	Not Applicable	0	Not Applicable	0	Not Applicable	0	Not Applicable	2	1	yes	0	Not Applicable		
1	1	4045 BROADWAY		10/21/2019	10/21/2019	Y	Clear	N	0	0	0	0	Not Applicable	0	Not Applicable	0	Not Applicable	0	Not Applicable	0	Not Applicable	0	Not Applicable	0	Not Applicable	0	Not Applicable	0	Not Applicable	
1	1	4045 LYON		10/31/2019	10/31/2019	Y	Clear	N	0	0	0	0	Not Applicable	0	Not Applicable	0	Not Applicable	0	Not Applicable	0	Not Applicable	0	Not Applicable	0	Not Applicable	0	Not Applicable	0	Not Applicable	
1	See Above	4045 LYON		See Above	12/6/2019	Y	Rain	N	0	0	0	0	Not Applicable	0	Not Applicable	0	Not Applicable	0	Not Applicable	0	Not Applicable	0	Not Applicable	0	Not Applicable	0	Not Applicable	0	Not Applicable	
1	See Above	4045 LYON		See Above	12/6/2019	Y	Rain	N	0	0	0	0	Not Applicable	0	Not Applicable	0	Not Applicable	0	Not Applicable	0	Not Applicable	0	Not Applicable	0	Not Applicable	0	Not Applicable	0	Not Applicable	
1	1	4100 REDWOOD		9/11/2019	9/11/2019	Y	Clear	N	0	0	0	0	Not Applicable	0	Not Applicable	0	Not Applicable	0	Not Applicable	0	Not Applicable	0	Not Applicable	0	Not Applicable	0	Not Applicable	0	Not Applicable	
1	See Above	4100 REDWOOD		See Above	10/23/2019	Y	Clear	N	0	0	0	0	Not Applicable	0	Not Applicable	0	Not Applicable	0	Not Applicable	0	Not Applicable	0	Not Applicable	0	Not Applicable	0	Not Applicable	0	Not Applicable	
1	1	411 29TH		10/25/2019	10/25/2019	Y	Clear	N	0	0	0	0	Not Applicable	0	Not Applicable	0	Not Applicable	0	Not Applicable	0	Not Applicable	0	Not Applicable	0	Not Applicable	0	Not Applicable	0	Not Applicable	
1	See Above	411 29TH		See Above	6/1/2020	Y	Clear	N	0	0	0	0	Not Applicable	0	Not Applicable	0	Not Applicable	0	Not Applicable	0	Not Applicable	0	Not Applicable	0	Not Applicable	0	Not Applicable	0	Not Applicable	
1	See Above	411 29TH		See Above	6/1/2020	Y	Clear	N	0	0	0	0	Not Applicable	0	Not Applicable	0	Not Applicable	0	Not Applicable	0	Not Applicable	0	Not Applicable	0	Not Applicable	0	Not Applicable	0	Not Applicable	
1	See Above	411 29TH		See Above	6/9/2020	Y	Clear	N	0	0	0	0	Not Applicable	0	Not Applicable	0	Not Applicable	0	Not Applicable	0	Not Applicable	0	Not Applicable	0	Not Applicable	0	Not Applicable	0	Not Applicable	
1	See Above	411 29TH		See Above	6/9/2020	Y	Clear	N	0	0	0	0	Not Applicable	0	Not Applicable	0	Not Applicable	0	Not Applicable	0	Not Applicable	0	Not Applicable	0	Not Applicable	0	Not Applicable	0	Not Applicable	
1	See Above	411 29TH		See Above	6/10/2020	Y	Clear	N	0	0	0	0	Not Applicable	0	Not Applicable	0	Not Applicable	0	Not Applicable	0	Not Applicable	0	Not Applicable	0	Not Applicable	0	Not Applicable	0	Not Applicable	
1	See Above	411 29TH		See Above	6/10/2020	Y	Clear	N	0	0	0	0	Not Applicable	0	Not Applicable	0	Not Applicable	0	Not Applicable	0	Not Applicable	0	Not Applicable	0	Not Applicable	0	Not Applicable	0	Not Applicable	
1	1	412 MADISON		3/23/2020	3/23/2020	Y	Clear	N	0	0	0	0	Not Applicable	0	Not Applicable	0	Not Applicable	0	Not Applicable	0	Not Applicable	0	Not Applicable	0	Not Applicable	0	Not Applicable	0	Not Applicable	
1	1	4133 OAK HILL		9/25/2019	9/25/2019	Y	Clear	N	0	0	0	1	Problem Fixed	0	Not Applicable	0	Not Applicable	0	Not Applicable	1	Problem Fixed	0	Not Applicable	0	Not Applicable	2	1	Yes	0	Not Applicable
1	See Above	4133 OAK HILL		See Above	12/3/2019	Y	Rain	N	0	0	0	0	Not Applicable	0	Not Applicable	0	Not Applicable	0	Not Applicable	0	Not Applicable	0	Not Applicable	0	Not Applicable	0	Not Applicable	0	Not Applicable	
1	See Above	4133 OAK HILL		See Above	1/26/2020	Y	Rain	N	0	0	0	0	Not Applicable	0	Not Applicable	0	Not Applicable	0	Not Applicable	0	Not Applicable	0	Not Applicable	0	Not Applicable	0	Not Applicable	0	Not Applicable	
1	1	422 24TH		8/23/2019	8/23/2019	Y	Clear	N	0	0	0	1	Problem Fixed	0	Not Applicable	0	Not Applicable	0	Not Applicable	1	Problem Fixed	0	Not Applicable	0	Not Applicable	2	1	Yes	0	Not Applicable
1	See Above	422 24TH		See Above	9/27/2019	Y	Cloudy	N	0	0	0	0	Not Applicable	0	Not Applicable	0	Not Applicable	0	Not Applicable	0	Not Applicable	0	Not Applicable	0	Not Applicable	0	Not Applicable	0	Not Applicable	
1	1	4242 BROADWAY		12/5/2019	12/5/2019	Y	Clear	N	0	0	0	0	Not Applicable	0	Not Applicable	0	Not Applicable	0	Not Applicable	0	Not Applicable	0	Not Applicable	0	Not Applicable	0	Not Applicable	0	Not Applicable	
1	1	437 25TH		8/23/2019	8/23/2019	Y	Clear	N	0	0	0	1	Problem Fixed	0	Not Applicable	0	Not Applicable	0	Not Applicable	1	Problem Fixed	0	Not Applicable	0	Not Applicable	2	1	Yes	0	Not Applicable
1	See Above	437 25TH		See Above	9/27/2019	Y	Cloudy	N	0	0	0	0	Not Applicable	0	Not Applicable	0	Not Applicable	0	Not Applicable	0	Not Applicable	0	Not Applicable	0	Not Applicable	0	Not Applicable	0	Not Applicable	
1	1	4430 HOWE		8/27/2019	8/27/2019	Y	Clear	N	0	0	0	0	Not Applicable	0	Not Applicable	0	Not Applicable	0	Not Applicable	0	Not Applicable	0	Not Applicable	0	Not Applicable	0	Not Applicable	0	Not Applicable	
1	See Above	4430 HOWE		See Above	10/12/2019	Y	Clear	N	0	0	0	0	Not Applicable	0	Not Applicable	0	Not Applicable	0	Not Applicable	0	Not Applicable	0	Not Applicable	0	Not Applicable	0	Not Applicable	0	Not Applicable	

**City of Oakland
Summary of Construction Site Control Inspections
Private Projects
FY 2019-2020**

Enter "1" per inspection	Enter "1" for each site	Street Number	Site Name (Street Name)	Date			Weather	Rain & Runoff Y/N	High Priority site disturbing <1 acre of soil requiring storm water runoff quality inspection	> 1 acre	Hillside Avg. Slope 20% Dist ≥ 5,000sf and < 1 acre	BMP Categories - Problems and Resolution (Resolution Options: Problem Fixed (immediately or within 10 days), Need More Time, Escalate Enforcement)						Illicit Discharge (R19)	Comments (Problem & Resolution)	Enforcement Level (R21)	Violation Corrected? (Y/N/TBD) & Date Correction Verified										
				First Inspection Date for the Site	Inspection Date	Site Fully Stabilized						Erosion (R13)	Sediment (R14)	Run-on & Runoff (R15)	Active Treatment (R16)	Site Mgt. (R17)	Non S/W Mgt (R18)				10 Days	30 Days									
1	1	4432 HOWE		10/12/2019	10/12/2019	Y	Clear	N	0	0	0	1	Problem Fixed	0	Not Applicable	1	Problem Fixed	0	Not Applicable	1	Problem Fixed	0	Not Applicable	0	Not Applicable	2	1	Yes	0	Not Applicable	Clear R13 Erosion Controls - CN Issued R15 Run-on/Runoff- CN Issued R17 Site Management- CN Issued C- 6 inspection. BMP'S are a requirement. The construction site must be winterized by October 15, 2019. The contractor can not obstruct the sidewalk with equipment or open construction fencing. I issued a Correction Notice.
1	See Above	4432 HOWE		See Above	10/15/2019	Y	Clear	N	0	0	0	0	Not Applicable	0	Not Applicable	0	Not Applicable	0	Not Applicable	0	Not Applicable	0	Not Applicable	0	0	Not Applicable	0	Not Applicable	0	Not Applicable	No problem found
1	See Above	4432 HOWE		See Above	10/16/2019	Y	Clear	N	0	0	0	0	Not Applicable	0	Not Applicable	0	Not Applicable	0	Not Applicable	0	Not Applicable	0	Not Applicable	0	0	Not Applicable	0	Not Applicable	0	Not Applicable	No problem found
1	See Above	4432 HOWE		See Above	4/8/2020	Y	Cloudy	N	0	0	0	0	Not Applicable	0	Not Applicable	0	Not Applicable	0	Not Applicable	0	Not Applicable	0	Not Applicable	0	0	Not Applicable	0	Not Applicable	0	Not Applicable	No problem found
1	1	445 30TH		10/22/2019	10/22/2019	Y	Clear	N	0	0	0	0	Not Applicable	0	Not Applicable	0	Not Applicable	0	Not Applicable	0	Not Applicable	0	Not Applicable	0	0	Not Applicable	0	Not Applicable	0	Not Applicable	No problem found
1	See Above	445 30TH		See Above	4/30/2020	Y	Clear	N	0	0	0	0	Not Applicable	0	Not Applicable	0	Not Applicable	0	Not Applicable	0	Not Applicable	0	Not Applicable	0	0	Not Applicable	0	Not Applicable	0	Not Applicable	No problem found
1	1	447 17TH		7/1/2019	7/1/2019	Y	Clear	N	0	0	0	0	Not Applicable	0	Not Applicable	0	Not Applicable	0	Not Applicable	0	Not Applicable	0	Not Applicable	0	0	Not Applicable	0	Not Applicable	0	Not Applicable	No problem found
1	See Above	447 17TH		See Above	7/29/2019	Y	Clear	N	0	0	0	0	Not Applicable	0	Not Applicable	0	Not Applicable	0	Not Applicable	0	Not Applicable	0	Not Applicable	0	0	Not Applicable	0	Not Applicable	0	Not Applicable	No problem found
1	See Above	447 17TH		See Above	7/30/2019	Y	Hazy	N	0	0	0	0	Not Applicable	0	Not Applicable	0	Not Applicable	0	Not Applicable	0	Not Applicable	0	Not Applicable	0	0	Not Applicable	0	Not Applicable	0	Not Applicable	No problem found
1	See Above	447 17TH		See Above	7/31/2019	Y	Clear	N	0	0	0	0	Not Applicable	0	Not Applicable	0	Not Applicable	0	Not Applicable	0	Not Applicable	0	Not Applicable	0	0	Not Applicable	0	Not Applicable	0	Not Applicable	No problem found
1	1	4482 MONTGOMERY		10/24/2019	10/24/2019	Y	Clear	N	0	0	0	0	Not Applicable	0	Not Applicable	0	Not Applicable	0	Not Applicable	0	Not Applicable	0	Not Applicable	0	0	Not Applicable	0	Not Applicable	0	Not Applicable	No problem found
1	1	4521 HOWE		10/10/2019	10/10/2019	Y	Clear	N	0	0	0	0	Problem Fixed	1	Problem Fixed	0	Not Applicable	0	Not Applicable	1	Problem Fixed	0	Not Applicable	0	Not Applicable	1	1	Yes	0	Not Applicable	R13 Erosion Controls- Verbal Notice Issued R14 Sediment- Verbal Notice Issued R17 Site Management- Verbal Notice Issued. The contractor must have his construction site winterized by October 15, 2019.
1	See Above	4521 HOWE		See Above	10/15/2019	Y	Clear	N	0	0	0	0	Not Applicable	0	Not Applicable	0	Not Applicable	0	Not Applicable	0	Not Applicable	0	Not Applicable	0	0	Not Applicable	0	Not Applicable	0	Not Applicable	No problem found
1	1	459 23RD		10/14/2019	10/14/2019	Y	Clear	N	0	0	0	0	Not Applicable	0	Not Applicable	0	Not Applicable	0	Not Applicable	0	Not Applicable	0	Not Applicable	0	0	Not Applicable	0	Not Applicable	0	Not Applicable	No problem found
1	See Above	459 23RD		See Above	11/15/2019	Y	Cloudy	N	0	0	0	0	Not Applicable	0	Not Applicable	0	Not Applicable	0	Not Applicable	0	Not Applicable	0	Not Applicable	0	0	Not Applicable	0	Not Applicable	0	Not Applicable	No problem found
1	1	459 8TH		10/1/2019	10/1/2019	Y	Clear	N	0	0	0	0	Not Applicable	0	Not Applicable	0	Not Applicable	0	Not Applicable	0	Not Applicable	0	Not Applicable	0	0	Not Applicable	0	Not Applicable	0	Not Applicable	No problem found
1	1	4682 DOLORES		9/24/2019	9/24/2019	Y	Clear	N	1	0	0	0	Not Applicable	0	Not Applicable	0	Not Applicable	0	Not Applicable	0	Not Applicable	0	Not Applicable	0	0	Not Applicable	0	Not Applicable	0	Not Applicable	No problem found
1	See Above	4682 DOLORES		See Above	10/10/2019	Y	Clear	N	1	0	0	0	Not Applicable	0	Not Applicable	0	Not Applicable	0	Not Applicable	0	Not Applicable	0	Not Applicable	0	0	Not Applicable	0	Not Applicable	0	Not Applicable	No problem found
1	See Above	4682 DOLORES		See Above	10/22/2019	Y	Clear	N	1	0	0	0	Not Applicable	0	Not Applicable	0	Not Applicable	0	Not Applicable	0	Not Applicable	0	Not Applicable	0	0	Not Applicable	0	Not Applicable	0	Not Applicable	No problem found
1	See Above	4682 DOLORES		See Above	11/4/2019	Y	Cloudy	N	1	0	0	0	Not Applicable	0	Not Applicable	0	Not Applicable	0	Not Applicable	0	Not Applicable	0	Not Applicable	0	0	Not Applicable	0	Not Applicable	0	Not Applicable	No problem found
1	1	4690 TOMPKINS		8/27/2019	8/27/2019	Y	Clear	N	0	1	0	0	Not Applicable	0	Not Applicable	0	Not Applicable	0	Not Applicable	0	Not Applicable	0	Not Applicable	0	0	Not Applicable	0	Not Applicable	0	Not Applicable	No problem found
1	See Above	4690 TOMPKINS		See Above	8/27/2019	Y	Clear	N	0	1	0	0	Not Applicable	0	Not Applicable	0	Not Applicable	0	Not Applicable	0	Not Applicable	0	Not Applicable	0	0	Not Applicable	0	Not Applicable	0	Not Applicable	No problem found
1	See Above	4690 TOMPKINS		See Above	9/11/2019	Y	Clear	N	0	1	0	0	Not Applicable	0	Not Applicable	0	Not Applicable	0	Not Applicable	0	Not Applicable	0	Not Applicable	0	0	Not Applicable	0	Not Applicable	0	Not Applicable	No problem found
1	See Above	4690 TOMPKINS		See Above	9/12/2019	Y	Clear	N	0	1	0	0	Not Applicable	0	Not Applicable	0	Not Applicable	0	Not Applicable	0	Not Applicable	0	Not Applicable	0	0	Not Applicable	0	Not Applicable	0	Not Applicable	No problem found
1	See Above	4690 TOMPKINS		See Above	9/16/2019	Y	Rain	N	0	1	0	0	Not Applicable	0	Not Applicable	0	Not Applicable	0	Not Applicable	0	Not Applicable	0	Not Applicable	0	0	Not Applicable	0	Not Applicable	0	Not Applicable	No problem found
1	See Above	4690 TOMPKINS		See Above	9/24/2019	Y	Rain	N	0	1	0	0	Not Applicable	0	Not Applicable	0	Not Applicable	0	Not Applicable	0	Not Applicable	0	Not Applicable	0	0	Not Applicable	0	Not Applicable	0	Not Applicable	No problem found
1	See Above	4690 TOMPKINS		See Above	9/27/2019	Y	Cloudy	N	0	1	0	0	Not Applicable	0	Not Applicable	0	Not Applicable	0	Not Applicable	0	Not Applicable	0	Not Applicable	0	0	Not Applicable	0	Not Applicable	0	Not Applicable	No problem found
1	See Above	4690 TOMPKINS		See Above	9/29/2019	Y	Clear	N	0	1	0	0	Not Applicable	0	Not Applicable	0	Not Applicable	0	Not Applicable	0	Not Applicable	0	Not Applicable	0	0	Not Applicable	0	Not Applicable	0	Not Applicable	No problem found
1	See Above	4690 TOMPKINS		See Above	10/12/2019	Y	Clear	N	0	1	0	0	Problem Fixed	0	Not Applicable	0	Not Applicable	0	Not Applicable	1	Problem Fixed	0	Not Applicable	0	Not Applicable	1	1	Yes	0	Not Applicable	Clear R13 Erosion Controls- Verbal Notice Issued R17 Site Management- Verbal Notice Issued. The construction site must be winterized by October 15, 2019. I inspected 15' x 60 ft. and 70 ft. of 4" SDR PVC storm drain pipes. OK to back fill.
1	See Above	4690 TOMPKINS		See Above	11/1/2019	Y	Clear	N	0	1	0	0	Not Applicable	0	Not Applicable	0	Not Applicable	0	Not Applicable	0	Not Applicable	0	Not Applicable	0	0	Not Applicable	0	Not Applicable	0	Not Applicable	No problem found
1	See Above	4690 TOMPKINS		See Above	11/4/2019	Y	Cloudy	N	0	1	0	0	Not Applicable	0	Not Applicable	0	Not Applicable	0	Not Applicable	0	Not Applicable	0	Not Applicable	0	0	Not Applicable	0	Not Applicable	0	Not Applicable	No problem found
1	See Above	4690 TOMPKINS		See Above	11/16/2019	Y	Clear	N	0	1	0	0	Not Applicable	0	Not Applicable	0	Not Applicable	0	Not Applicable	0	Not Applicable	0	Not Applicable	0	0	Not Applicable	0	Not Applicable	0	Not Applicable	No problem found
1	See Above	4690 TOMPKINS		See Above	11/25/2019	Y	Clear	N	0	1	0	0	Not Applicable	0	Not Applicable	0	Not Applicable	0	Not Applicable	0	Not Applicable	0	Not Applicable	0	0	Not Applicable	0	Not Applicable	0	Not Applicable	No problem found
1	See Above	4690 TOMPKINS		See Above	12/3/2019	Y	Rain	N	0	1	0	0	Not Applicable	0	Not Applicable	0	Not Applicable	0	Not Applicable	0	Not Applicable	0	Not Applicable	0	0	Not Applicable	0	Not Applicable	0	Not Applicable	No problem found
1	See Above	4690 TOMPKINS		See Above	12/4/2019	Y	Clear	N	0	1	0	0	Not Applicable	0	Not Applicable	0	Not Applicable	0	Not Applicable	0	Not Applicable	0	Not Applicable	0	0	Not Applicable	0	Not Applicable	0	Not Applicable	No problem found

City of Oakland
Summary of Construction Site Control Inspections
Private Projects
FY 2019-2020

Enter "1" per inspection	Enter "1" for each site	Street Number	Site Name (Street Name)	Date			Weather	Rain & Runoff Y/N	High Priority site disturbing <1 acre of soil requiring storm water runoff quality inspection	> 1 acre	Hillside Avg. Slope 20% Dist ≥ 5,000sf and < 1 acre	BMP Categories - Problems and Resolution (Resolution Options: Problem Fixed (immediately or within 10 days), Need More Time, Escalate Enforcement)						Illicit Discharge (R19)	Comments (Problem & Resolution)	Enforcement Level (R21)	Violation Corrected? (Y/N/TBD) & Date Correction Verified						
				First Inspection Date for the Site	Inspection Date	Site Fully Stabilized						Erosion (R13)	Sediment (R14)	Run-on & Runoff (R15)	Active Treatment (R16)	Site Mgt. (R17)	Non S/W Mgt (R18)				10 Days	30 Days					
1	See Above	4690 TOMPKINS	See Above	12/10/2019	Y	Rain	N	0	1	0	0	Not Applicable	0	Not Applicable	0	Not Applicable	0	Not Applicable	0	Not Applicable	0	Not Applicable	0	Not Applicable			
1	See Above	4690 TOMPKINS	See Above	12/20/2019	Y	Rain	N	0	1	0	0	Not Applicable	0	Not Applicable	0	Not Applicable	0	Not Applicable	0	Not Applicable	0	Not Applicable	0	Not Applicable			
1	See Above	4690 TOMPKINS	See Above	1/16/2020	Y	Rain	N	0	1	0	0	Not Applicable	0	Not Applicable	0	Not Applicable	0	Not Applicable	0	Not Applicable	0	Not Applicable	0	Not Applicable			
1	See Above	4690 TOMPKINS	See Above	1/20/2020	Y	Clear	N	0	1	0	0	Not Applicable	0	Not Applicable	0	Not Applicable	0	Not Applicable	0	Not Applicable	0	Not Applicable	0	Not Applicable			
1	See Above	4690 TOMPKINS	See Above	1/26/2020	Y	Rain	N	0	1	0	0	Not Applicable	0	Not Applicable	0	Not Applicable	0	Not Applicable	0	Not Applicable	0	Not Applicable	0	Not Applicable			
1	See Above	4690 TOMPKINS	See Above	2/14/2020	Y	Clear	N	0	1	0	0	Not Applicable	0	Not Applicable	0	Not Applicable	0	Not Applicable	0	Not Applicable	0	Not Applicable	0	Not Applicable			
1	See Above	4690 TOMPKINS	See Above	3/13/2020	Y	Overcast	N	0	1	0	0	Not Applicable	0	Not Applicable	0	Not Applicable	0	Not Applicable	0	Not Applicable	0	Not Applicable	0	Not Applicable			
1	1	4700 TELEGRAPH	7/24/2019	7/24/2019	Y	Clear	N	0	0	0	0	Not Applicable	0	Not Applicable	0	Not Applicable	0	Not Applicable	0	Not Applicable	0	Not Applicable	0	Not Applicable			
1	See Above	4700 TELEGRAPH	See Above	8/6/2019	Y	Clear	N	0	0	0	0	Not Applicable	0	Not Applicable	0	Not Applicable	0	Not Applicable	0	Not Applicable	0	Not Applicable	0	Not Applicable			
1	See Above	4700 TELEGRAPH	See Above	8/8/2019	Y	Clear	N	0	0	0	0	Not Applicable	0	Not Applicable	0	Not Applicable	0	Not Applicable	0	Not Applicable	0	Not Applicable	0	Not Applicable			
1	See Above	4700 TELEGRAPH	See Above	8/15/2019	Y	Clear	N	0	0	0	0	Not Applicable	0	Not Applicable	0	Not Applicable	0	Not Applicable	0	Not Applicable	0	Not Applicable	0	Not Applicable			
1	1	471 26TH	8/14/2019	8/14/2019	Y	Clear	N	0	0	0	0	Not Applicable	0	Not Applicable	0	Not Applicable	0	Not Applicable	0	Not Applicable	0	Not Applicable	0	Not Applicable			
1	See Above	471 26TH	See Above	9/20/2019	Y	Clear	N	0	0	0	0	Not Applicable	0	Not Applicable	0	Not Applicable	0	Not Applicable	0	Not Applicable	0	Not Applicable	0	Not Applicable			
1	See Above	471 26TH	See Above	10/14/2019	Y	Clear	N	0	0	0	0	Not Applicable	0	Not Applicable	0	Not Applicable	0	Not Applicable	0	Not Applicable	0	Not Applicable	0	Not Applicable			
1	1	4868 CALAVERAS	9/26/2019	9/26/2019	Y	Clear	N	0	0	0	0	Not Applicable	0	Not Applicable	0	Not Applicable	0	Not Applicable	0	Not Applicable	0	Not Applicable	0	Not Applicable			
1	See Above	4868 CALAVERAS	See Above	9/30/2019	Y	Rain	N	0	0	0	0	Not Applicable	0	Not Applicable	0	Not Applicable	0	Not Applicable	0	Not Applicable	0	Not Applicable	0	Not Applicable			
1	See Above	4868 CALAVERAS	See Above	10/21/2019	Y	Clear	N	0	0	0	0	Not Applicable	0	Not Applicable	0	Not Applicable	0	Not Applicable	0	Not Applicable	0	Not Applicable	0	Not Applicable			
1	1	4986 STONERIDGE	10/9/2019	10/9/2019	Y	Clear	N	1	0	0	1	Need More Time	0	Not Applicable	0	Not Applicable	0	Not Applicable	0	Not Applicable	0	Not Applicable	2	1	Not Applicable	0	Not Applicable
1	See Above	4986 STONERIDGE	See Above	10/15/2019	Y	Clear	N	1	0	0	1	Problem Fixed	0	Not Applicable	0	Not Applicable	0	Not Applicable	0	Not Applicable	0	Not Applicable	3	1	Yes	0	Not Applicable
1	See Above	4986 STONERIDGE	See Above	10/23/2019	Y	Clear	N	1	0	0	0	Not Applicable	0	Not Applicable	0	Not Applicable	0	Not Applicable	0	Not Applicable	0	Not Applicable	0	Not Applicable	0	Not Applicable	
1	See Above	4986 STONERIDGE	See Above	11/12/2019	Y	Cloudy	N	1	0	0	0	Not Applicable	0	Not Applicable	0	Not Applicable	0	Not Applicable	0	Not Applicable	0	Not Applicable	0	Not Applicable	0	Not Applicable	
1	1	50 CARISBROOK	10/25/2019	10/25/2019	Y	Clear	N	1	0	0	1	Need More Time	1	Problem Fixed	1	Problem Fixed	1	Problem Fixed	1	Problem Fixed	1	Problem Fixed	2	1	Yes	0	Not Applicable
1	See Above	50 CARISBROOK	See Above	10/29/2019	Y	Clear	N	1	0	0	1	Problem Fixed	0	Not Applicable	0	Not Applicable	0	Not Applicable	0	Not Applicable	0	Not Applicable	1	1	Yes	0	Not Applicable
1	See Above	50 CARISBROOK	See Above	10/31/2019	Y	Clear	N	1	0	0	0	Not Applicable	0	Not Applicable	0	Not Applicable	0	Not Applicable	0	Not Applicable	0	Not Applicable	0	Not Applicable	0	Not Applicable	
1	See Above	50 CARISBROOK	See Above	3/27/2020	Y	Clear	N	1	0	0	1	Problem Fixed	1	Problem Fixed	0	Not Applicable	0	Not Applicable	1	Problem Fixed	0	Not Applicable	2	1	Yes	0	Not Applicable
1	See Above	50 CARISBROOK	See Above	4/7/2020	Y	Clear	N	1	0	0	0	Not Applicable	0	Not Applicable	0	Not Applicable	0	Not Applicable	0	Not Applicable	0	Not Applicable	0	Not Applicable	0	Not Applicable	
1	1	5000 PIEDMONT	7/17/2019	7/17/2019	Y	Clear	N	0	1	0	0	Not Applicable	0	Not Applicable	0	Not Applicable	0	Not Applicable	0	Not Applicable	0	Not Applicable	0	Not Applicable	0	Not Applicable	
1	See Above	5000 PIEDMONT	See Above	8/23/2019	Y	Clear	N	0	1	0	0	Not Applicable	0	Not Applicable	0	Not Applicable	0	Not Applicable	0	Not Applicable	0	Not Applicable	0	Not Applicable	0	Not Applicable	
1	See Above	5000 PIEDMONT	See Above	8/29/2019	Y	Clear	N	0	1	0	0	Not Applicable	0	Not Applicable	0	Not Applicable	0	Not Applicable	0	Not Applicable	0	Not Applicable	0	Not Applicable	0	Not Applicable	

**City of Oakland
Summary of Construction Site Control Inspections
Private Projects
FY 2019-2020**

Enter "1" per inspection	Enter "1" for each site	Street Number	Site Name (Street Name)	Date			Weather	Rain & Runoff Y/N	High Priority site disturbing <1 acre of soil requiring storm water runoff quality inspection	> 1 acre	Hillside Avg. Slope 20% Dist ≥ 5,000sf and < 1 acre	BMP Categories - Problems and Resolution (Resolution Options: Problem Fixed (immediately or within 10 days), Need More Time, Escalate Enforcement)						Illicit Discharge (R19)	Comments (Problem & Resolution)	Enforcement Level (R21)	Violation Corrected? (Y/N/TBD) & Date Correction Verified						
				First Inspection Date for the Site	Inspection Date	Site Fully Stabilized						Erosion (R13)	Sediment (R14)	Run-on & Runoff (R15)	Active Treatment (R16)	Site Mgt. (R17)	Non S/W Mgt (R18)				10 Days	30 Days					
1	See Above	5000 PIEDMONT	See Above	9/6/2019	Y	Cloudy	N	0	1	0	0	Not Applicable	0	Not Applicable	0	Not Applicable	0	Not Applicable	0	Not Applicable	0	Not Applicable	0	Not Applicable	0	Not Applicable	
1	See Above	5000 PIEDMONT	See Above	9/20/2019	Y	Clear	N	0	1	0	0	Not Applicable	0	Not Applicable	0	Not Applicable	0	Not Applicable	0	Not Applicable	0	Not Applicable	0	Not Applicable	0	Not Applicable	
1	See Above	5000 PIEDMONT	See Above	9/23/2019	Y	Cloudy	N	0	1	0	0	Not Applicable	0	Not Applicable	0	Not Applicable	0	Not Applicable	0	Not Applicable	0	Not Applicable	0	Not Applicable	0	Not Applicable	
1	See Above	5000 PIEDMONT	See Above	9/29/2019	Y	Clear	N	0	1	0	0	Not Applicable	0	Not Applicable	0	Not Applicable	0	Not Applicable	0	Not Applicable	0	Not Applicable	0	Not Applicable	0	Not Applicable	
1	See Above	5000 PIEDMONT	See Above	9/29/2019	Y	Clear	N	0	1	0	0	Not Applicable	0	Not Applicable	0	Not Applicable	0	Not Applicable	0	Not Applicable	0	Not Applicable	0	Not Applicable	0	Not Applicable	
1	See Above	5000 PIEDMONT	See Above	10/8/2019	Y	Clear	N	0	1	0	0	Not Applicable	0	Not Applicable	0	Not Applicable	0	Not Applicable	0	Not Applicable	0	Not Applicable	0	Not Applicable	0	Not Applicable	
1	See Above	5000 PIEDMONT	See Above	12/3/2019	Y	Rain	N	0	1	0	0	Not Applicable	0	Not Applicable	0	Not Applicable	0	Not Applicable	0	Not Applicable	0	Not Applicable	0	Not Applicable	0	Not Applicable	
1	See Above	5000 PIEDMONT	See Above	12/4/2019	Y	Clear	N	0	1	0	0	Not Applicable	0	Not Applicable	0	Not Applicable	0	Not Applicable	0	Not Applicable	0	Not Applicable	0	Not Applicable	0	Not Applicable	
1	See Above	5000 PIEDMONT	See Above	12/16/2019	Y	Clear	N	0	1	0	0	Not Applicable	0	Not Applicable	0	Not Applicable	0	Not Applicable	0	Not Applicable	0	Not Applicable	0	Not Applicable	0	Not Applicable	
1	See Above	5000 PIEDMONT	See Above	12/17/2019	Y	Clear	N	0	1	0	0	Not Applicable	0	Not Applicable	0	Not Applicable	0	Not Applicable	0	Not Applicable	0	Not Applicable	0	Not Applicable	0	Not Applicable	
1	See Above	5000 PIEDMONT	See Above	1/21/2020	Y	Rain	N	0	1	0	1	Problem Fixed	0	Not Applicable	0	Not Applicable	0	Not Applicable	0	Not Applicable	0	Not Applicable	1	1	yes	0	Not Applicable
1	See Above	5000 PIEDMONT	See Above	4/7/2020	Y	Clear	N	0	1	0	0	Not Applicable	0	Not Applicable	0	Not Applicable	0	Not Applicable	0	Not Applicable	0	Not Applicable	0	Not Applicable	0	Not Applicable	
1	See Above	5000 PIEDMONT	See Above	4/22/2020	Y	Clear	N	0	1	0	0	Not Applicable	0	Not Applicable	0	Not Applicable	0	Not Applicable	0	Not Applicable	0	Not Applicable	0	Not Applicable	0	Not Applicable	
1	See Above	5000 PIEDMONT	See Above	6/16/2020	Y	Clear	N	0	1	0	0	Not Applicable	0	Not Applicable	0	Not Applicable	0	Not Applicable	0	Not Applicable	0	Not Applicable	0	Not Applicable	0	Not Applicable	
1	1	5035 MACARTHUR	10/10/2019	10/10/2019	Y	Clear	N	1	0	0	0	Not Applicable	0	Not Applicable	0	Not Applicable	0	Not Applicable	0	Not Applicable	0	Not Applicable	0	Not Applicable	0	Not Applicable	
1	1	510 17TH	9/30/2019	9/30/2019	Y	Rain	N	0	0	0	0	Not Applicable	0	Not Applicable	0	Not Applicable	0	Not Applicable	0	Not Applicable	0	Not Applicable	0	Not Applicable	0	Not Applicable	
1	See Above	510 17TH	See Above	1/16/2020	Y	Rain	N	0	0	0	0	Not Applicable	0	Not Applicable	0	Not Applicable	0	Not Applicable	0	Not Applicable	0	Not Applicable	0	Not Applicable	0	Not Applicable	
1	See Above	510 17TH	See Above	1/23/2020	Y	Clear	N	0	0	0	0	Not Applicable	0	Not Applicable	0	Not Applicable	0	Not Applicable	0	Not Applicable	0	Not Applicable	0	Not Applicable	0	Not Applicable	
1	1	5110 TELEGRAPH	8/6/2019	8/6/2019	Y	Clear	N	0	0	0	0	Not Applicable	0	Not Applicable	0	Not Applicable	0	Not Applicable	0	Not Applicable	0	Not Applicable	0	Not Applicable	0	Not Applicable	
1	See Above	5110 TELEGRAPH	See Above	10/25/2019	Y	Clear	N	0	0	0	1	Problem Fixed	1	Problem Fixed	0	Not Applicable	0	Not Applicable	1	Problem Fixed	0	Not Applicable	2	1	Yes	0	Not Applicable
1	1	5128 GOLDEN GATE	10/10/2019	10/10/2019	Y	Clear	N	0	0	0	0	Not Applicable	0	Not Applicable	0	Not Applicable	0	Not Applicable	0	Not Applicable	0	Not Applicable	0	Not Applicable	0	Not Applicable	
1	1	526 VALLE VISTA	9/17/2019	9/17/2019	Y	Clear	N	0	0	0	0	Not Applicable	0	Not Applicable	0	Not Applicable	0	Not Applicable	0	Not Applicable	0	Not Applicable	0	Not Applicable	0	Not Applicable	
1	1	5295 BROADWAY	4/8/2020	4/8/2020	Y	Cloudy	N	0	0	0	0	Not Applicable	0	Not Applicable	0	Not Applicable	0	Not Applicable	0	Not Applicable	0	Not Applicable	0	Not Applicable	0	Not Applicable	
1	1	532 39TH	8/23/2019	8/23/2019	Y	Clear	N	0	0	0	0	Not Applicable	0	Not Applicable	0	Not Applicable	0	Not Applicable	1	Problem Fixed	0	Not Applicable	1	1	Yes	0	Not Applicable
1	See Above	532 39TH	See Above	9/12/2019	Y	Clear	N	0	0	0	0	Not Applicable	0	Not Applicable	0	Not Applicable	0	Not Applicable	0	Not Applicable	0	Not Applicable	0	Not Applicable	0	Not Applicable	
1	1	532 UNION	10/12/2019	10/12/2019	Y	Clear	N	0	0	0	0	Not Applicable	0	Not Applicable	0	Not Applicable	0	Not Applicable	0	Not Applicable	0	Not Applicable	0	Not Applicable	0	Not Applicable	
1	See Above	532 UNION	See Above	10/18/2019	Y	Clear	N	0	0	0	1	Problem Fixed	1	Problem Fixed	0	Not Applicable	0	Not Applicable	1	Problem Fixed	0	Not Applicable	1	1	Yes	0	Not Applicable
1	1	54 CARISBROOK	10/25/2019	10/25/2019	Y	Clear	N	1	0	0	1	Need More Time	1	Need More Time	1	Need More Time	0	Not Applicable	1	Need More Time	0	Not Applicable	2	1	Yes	0	Not Applicable

**City of Oakland
Summary of Construction Site Control Inspections
Private Projects
FY 2019-2020**

Enter "1" per inspection	Enter "1" for each site	Street Number	Site Name (Street Name)	Date			Weather	Rain & Runoff Y/N	High Priority site disturbing <1 acre of soil requiring storm water runoff quality inspection	> 1 acre	Hillside Avg. Slope 20% Dist ≥ 5,000sf and < 1 acre	BMP Categories - Problems and Resolution (Resolution Options: Problem Fixed (immediately or within 10 days), Need More Time, Escalate Enforcement)						Illicit Discharge (R19)	Comments (Problem & Resolution)	Enforcement Level (R21)	Violation Corrected? (Y/N/TBD) & Date Correction Verified								
				First Inspection Date for the Site	Inspection Date	Site Fully Stabilized						Erosion (R13)	Sediment (R14)	Run-on & Runoff (R15)	Active Treatment (R16)	Site Mgt. (R17)	Non S/W Mgt (R18)				10 Days	30 Days							
																							Need More Time	Need More Time	Need More Time	Not Applicable	Escalate Enforcement	Not Applicable	
1	See Above	54 CARISBROOK	See Above	10/31/2019	Y	Clear	N	1	0	0	1	Need More Time	1	Need More Time	1	Need More Time	0	Not Applicable	1	Escalate Enforcement	0	Not Applicable	0	Not Applicable	2	1	Not Applicable	1	yes
1	See Above	54 CARISBROOK	See Above	11/6/2019	Y	Clear	N	1	0	0	0	Not Applicable	0	Not Applicable	0	Not Applicable	0	Not Applicable	0	Not Applicable	0	Not Applicable	0	Not Applicable	0	0	Not Applicable	0	Not Applicable
1	See Above	54 CARISBROOK	See Above	3/25/2020	Y	Clear	N	1	0	0	1	Need More Time	1	Need More Time	0	Not Applicable	0	Not Applicable	0	Not Applicable	0	Not Applicable	2	1	Yes	0	Not Applicable		
1	See Above	54 CARISBROOK	See Above	4/7/2020	Y	Clear	N	1	0	0	1	Problem Fixed	1	Problem Fixed	0	Not Applicable	0	Not Applicable	0	Not Applicable	0	Not Applicable	2	1	Yes	0	Not Applicable		
1	1	5454 FERNHOFF	11/1/2019	11/1/2019	Y	Clear	N	1	0	0	0	Not Applicable	0	Not Applicable	0	Not Applicable	0	Not Applicable	0	Not Applicable	0	Not Applicable	0	0	Not Applicable	0	Not Applicable		
1	1	55 BROADWAY	10/22/2019	10/22/2019	Y	Clear	N	0	0	0	0	Not Applicable	0	Not Applicable	0	Not Applicable	0	Not Applicable	0	Not Applicable	0	Not Applicable	0	0	Not Applicable	0	Not Applicable		
1	1	5501 TELEGRAPH	1/24/2020	1/24/2020	Y	Overcast	N	0	0	0	0	Not Applicable	0	Not Applicable	0	Not Applicable	0	Not Applicable	0	Not Applicable	0	Not Applicable	0	0	Not Applicable	0	Not Applicable		
1	1	570 21ST	9/20/2019	9/20/2019	Y	Clear	N	0	0	0	0	Not Applicable	0	Not Applicable	0	Not Applicable	0	Not Applicable	0	Not Applicable	0	Not Applicable	0	0	Not Applicable	0	Not Applicable		
1	See Above	570 21ST	See Above	10/3/2019	Y	Clear	N	0	0	0	0	Not Applicable	0	Not Applicable	0	Not Applicable	0	Not Applicable	0	Not Applicable	0	Not Applicable	0	0	Not Applicable	0	Not Applicable		
1	See Above	570 21ST	See Above	1/7/2020	Y	Rain	N	0	0	0	0	Not Applicable	0	Not Applicable	0	Not Applicable	0	Not Applicable	0	Not Applicable	0	Not Applicable	0	0	Not Applicable	0	Not Applicable		
1	1	5728 BALMORAL	10/7/2019	10/7/2019	Y	Clear	N	1	0	0	1	Need More Time	0	Not Applicable	0	Not Applicable	0	Not Applicable	1	Problem Fixed	0	Not Applicable	2	1	Not Applicable	0	Not Applicable		
1	See Above	5728 BALMORAL	See Above	1/20/2020	Y	Clear	N	1	0	0	1	Problem Fixed	0	Not Applicable	0	Not Applicable	0	Not Applicable	0	Not Applicable	0	Not Applicable	1	1	Yes	0	Not Applicable		
1	See Above	5728 BALMORAL	See Above	1/26/2020	Y	Rain	N	1	0	0	0	Not Applicable	0	Not Applicable	0	Not Applicable	0	Not Applicable	0	Not Applicable	0	Not Applicable	0	0	Not Applicable	0	Not Applicable		
1	See Above	5728 BALMORAL	See Above	1/26/2020	Y	Rain	N	1	0	0	0	Not Applicable	0	Not Applicable	0	Not Applicable	0	Not Applicable	0	Not Applicable	0	Not Applicable	0	0	Not Applicable	0	Not Applicable		
1	See Above	5728 BALMORAL	See Above	5/8/2020	Y	Clear	N	1	0	0	0	Not Applicable	0	Not Applicable	0	Not Applicable	0	Not Applicable	0	Not Applicable	0	Not Applicable	0	0	Not Applicable	0	Not Applicable		
1	See Above	5728 BALMORAL	See Above	6/25/2020	Y	Clear	N	1	0	0	0	Not Applicable	0	Not Applicable	0	Not Applicable	0	Not Applicable	0	Not Applicable	0	Not Applicable	0	0	Not Applicable	0	Not Applicable		
1	1	58 VERNON	11/6/2019	11/6/2019	Y	Clear	N	0	0	0	0	Not Applicable	0	Not Applicable	0	Not Applicable	0	Not Applicable	0	Not Applicable	0	Not Applicable	0	0	Not Applicable	0	Not Applicable		
1	1	5859 FOOTHILL	11/1/2019	11/1/2019	Y	Clear	N	0	0	0	0	Not Applicable	0	Not Applicable	0	Not Applicable	0	Not Applicable	0	Not Applicable	0	Not Applicable	0	0	Not Applicable	0	Not Applicable		
1	1	5883 ASCOT	10/28/2019	10/28/2019	Y	Clear	N	1	0	0	0	Not Applicable	0	Not Applicable	0	Not Applicable	0	Not Applicable	0	Not Applicable	0	Not Applicable	0	0	Not Applicable	0	Not Applicable		
1	1	5909 ZINN	11/6/2019	11/6/2019	Y	Clear	N	1	0	0	0	Not Applicable	0	Not Applicable	0	Not Applicable	0	Not Applicable	0	Not Applicable	0	Not Applicable	0	0	Not Applicable	0	Not Applicable		
1	1	5915 Balboa	9/26/2019	9/26/2019	Y	Clear	N	1	0	0	0	Not Applicable	0	Not Applicable	0	Not Applicable	0	Not Applicable	0	Not Applicable	0	Not Applicable	0	0	Not Applicable	0	Not Applicable		
1	1	5945 GLENARMS	10/10/2019	10/10/2019	Y	Clear	N	1	0	0	1	Problem Fixed	1	Problem Fixed	0	Not Applicable	0	Not Applicable	0	Not Applicable	0	Not Applicable	1	1	Yes	0	Not Applicable		
1	1	5980 BAGSHOTTE	10/25/2019	10/25/2019	Y	Clear	N	1	0	0	0	Not Applicable	0	Not Applicable	0	Not Applicable	0	Not Applicable	0	Not Applicable	0	Not Applicable	0	0	Not Applicable	0	Not Applicable		
1	1	601 12TH	7/29/2019	7/29/2019	Y	Hazy	N	0	0	0	0	Not Applicable	0	Not Applicable	0	Not Applicable	0	Not Applicable	0	Not Applicable	0	Not Applicable	0	0	Not Applicable	0	Not Applicable		
1	See Above	601 12TH	See Above	9/6/2019	Y	Cloudy	N	0	0	0	0	Not Applicable	0	Not Applicable	0	Not Applicable	0	Not Applicable	0	Not Applicable	0	Not Applicable	0	0	Not Applicable	0	Not Applicable		
1	See Above	601 12TH	See Above	9/25/2019	Y	Clear	N	0	0	0	0	Not Applicable	0	Not Applicable	0	Not Applicable	0	Not Applicable	0	Not Applicable	0	Not Applicable	0	0	Not Applicable	0	Not Applicable		
1	1	6015 BALBOA	10/21/2019	10/21/2019	Y	Clear	N	1	0	0	0	Not Applicable	0	Not Applicable	0	Not Applicable	0	Not Applicable	0	Not Applicable	0	Not Applicable	0	0	Not Applicable	0	Not Applicable		

**City of Oakland
Summary of Construction Site Control Inspections
Private Projects
FY 2019-2020**

Enter "1" per inspection	Enter "1" for each site	Street Number	Site Name (Street Name)	Date			Weather	Rain & Runoff Y/N	High Priority site disturbing <1 acre of soil requiring storm water runoff quality inspection	> 1 acre	Hillside Avg. Slope 20% Dist ≥ 5,000sf and < 1 acre	BMP Categories - Problems and Resolution (Resolution Options: Problem Fixed (immediately or within 10 days), Need More Time, Escalate Enforcement)						Illicit Discharge (R19)	Comments (Problem & Resolution)	Enforcement Level (R21)	Violation Corrected? (Y/N/TBD) & Date Correction Verified															
				First Inspection Date for the Site	Inspection Date	Site Fully Stabilized						Erosion (R13)	Sediment (R14)	Run-on & Runoff (R15)	Active Treatment (R16)	Site Mgt. (R17)	Non S/W Mgt (R18)				10 Days	30 Days														
																							10 Days	30 Days												
1	1	6034 THORNHILL		11/1/2019	11/1/2019	Y	Clear	N	1	0	0	0	0	Not Applicable	0	Not Applicable	0	Not Applicable	0	Not Applicable	0	Not Applicable	0	Not Applicable	0	Not Applicable	0	Not Applicable	0	Not Applicable	0	Not Applicable	0	Not Applicable		
1	1	6039 CASTLE		10/16/2019	10/16/2019	Y	Clear	N	0	0	0	1	Need More Time	0	Not Applicable	0	Not Applicable	0	Not Applicable	1	Problem Fixed	0	Not Applicable	0	Not Applicable	2	1	Yes	0	Not Applicable	0	Not Applicable	0	Not Applicable		
1	See Above	6039 CASTLE	See Above	3/26/2020		Y	Clear	N	0	0	0	1	Problem Fixed	0	Not Applicable	0	Not Applicable	0	Not Applicable	1	Problem Fixed	0	Not Applicable	0	Not Applicable	0	0	Not Applicable	0	Not Applicable	0	Not Applicable	0	Not Applicable	0	Not Applicable
1	See Above	6039 CASTLE	See Above	5/14/2020		Y	Rain	N	0	0	0	0	Not Applicable	0	Not Applicable	0	Not Applicable	0	Not Applicable	0	Not Applicable	0	Not Applicable	0	Not Applicable	0	0	Not Applicable	0	Not Applicable	0	Not Applicable	0	Not Applicable	0	Not Applicable
1	1	6095 ROCKRIDGE		5/18/2020	5/18/2020	Y	Rain	N	0	0	0	0	Not Applicable	0	Not Applicable	0	Not Applicable	0	Not Applicable	0	Not Applicable	0	Not Applicable	0	Not Applicable	0	0	Not Applicable	0	Not Applicable	0	Not Applicable	0	Not Applicable	0	Not Applicable
1	1	6105 OAKDALE		10/20/2019	10/20/2019	Y	Cloudy	N	1	0	0	0	Not Applicable	0	Not Applicable	0	Not Applicable	0	Not Applicable	0	Not Applicable	0	Not Applicable	0	Not Applicable	0	0	Not Applicable	0	Not Applicable	0	Not Applicable	0	Not Applicable	0	Not Applicable
1	1	6133 HILL		10/10/2019	10/10/2019	Y	Clear	N	1	0	0	0	Not Applicable	0	Not Applicable	0	Not Applicable	0	Not Applicable	0	Not Applicable	0	Not Applicable	0	Not Applicable	0	0	Not Applicable	0	Not Applicable	0	Not Applicable	0	Not Applicable	0	Not Applicable
1	1	6173 VALLEY VIEW		10/12/2019	10/12/2019	Y	Clear	N	1	0	0	1	Problem Fixed	0	Not Applicable	0	Not Applicable	0	Not Applicable	1	Problem Fixed	0	Not Applicable	0	Not Applicable	2	1	Yes	0	Not Applicable	0	Not Applicable	0	Not Applicable	0	Not Applicable
1	See Above	6173 VALLEY VIEW	See Above	10/15/2019		Y	Clear	N	1	0	0	0	Not Applicable	0	Not Applicable	0	Not Applicable	0	Not Applicable	0	Not Applicable	0	Not Applicable	0	Not Applicable	0	0	Not Applicable	0	Not Applicable	0	Not Applicable	0	Not Applicable	0	Not Applicable
1	See Above	6173 VALLEY VIEW	See Above	10/21/2019		Y	Clear	N	1	0	0	1	Problem Fixed	0	Not Applicable	0	Not Applicable	0	Not Applicable	0	Not Applicable	0	Not Applicable	0	Not Applicable	1	1	Yes	0	Not Applicable	0	Not Applicable	0	Not Applicable	0	Not Applicable
1	1	6188 OAKDALE		10/24/2019	10/24/2019	Y	Clear	N	1	0	0	0	Not Applicable	0	Not Applicable	0	Not Applicable	0	Not Applicable	0	Not Applicable	0	Not Applicable	0	Not Applicable	0	0	Not Applicable	0	Not Applicable	0	Not Applicable	0	Not Applicable	0	Not Applicable
1	1	621 CLEVELAND		3/23/2020	3/23/2020	Y	Clear	N	0	0	0	0	Not Applicable	0	Not Applicable	0	Not Applicable	0	Not Applicable	0	Not Applicable	0	Not Applicable	0	Not Applicable	0	0	Not Applicable	0	Not Applicable	0	Not Applicable	0	Not Applicable	0	Not Applicable
1	See Above	621 CLEVELAND	See Above	3/26/2020		Y	Clear	N	0	0	0	0	Not Applicable	0	Not Applicable	0	Not Applicable	0	Not Applicable	0	Not Applicable	0	Not Applicable	0	Not Applicable	0	0	Not Applicable	0	Not Applicable	0	Not Applicable	0	Not Applicable	0	Not Applicable
1	See Above	621 CLEVELAND	See Above	4/28/2020		Y	Clear	N	0	0	0	0	Not Applicable	0	Not Applicable	0	Not Applicable	0	Not Applicable	0	Not Applicable	0	Not Applicable	0	Not Applicable	0	0	Not Applicable	0	Not Applicable	0	Not Applicable	0	Not Applicable	0	Not Applicable
1	1	625 16TH		10/20/2019	10/20/2019	Y	Cloudy	N	0	0	0	1	Problem Fixed	1	Problem Fixed	0	Not Applicable	0	Not Applicable	0	Not Applicable	0	Not Applicable	0	Not Applicable	1	1	Yes	0	Not Applicable	0	Not Applicable	0	Not Applicable	0	Not Applicable
1	1	6256 MELVILLE		10/31/2019	10/31/2019	Y	Clear	N	0	0	0	0	Not Applicable	0	Not Applicable	0	Not Applicable	0	Not Applicable	0	Not Applicable	0	Not Applicable	0	Not Applicable	0	0	Not Applicable	0	Not Applicable	0	Not Applicable	0	Not Applicable	0	Not Applicable
1	1	6298 WESTOVER		8/27/2019	8/27/2019	Y	Clear	N	1	0	0	0	Not Applicable	0	Not Applicable	0	Not Applicable	0	Not Applicable	0	Not Applicable	0	Not Applicable	0	Not Applicable	0	0	Not Applicable	0	Not Applicable	0	Not Applicable	0	Not Applicable	0	Not Applicable
1	See Above	6298 WESTOVER	See Above	10/22/2019		Y	Clear	N	1	0	0	0	Not Applicable	0	Not Applicable	0	Not Applicable	0	Not Applicable	0	Not Applicable	0	Not Applicable	0	Not Applicable	0	0	Not Applicable	0	Not Applicable	0	Not Applicable	0	Not Applicable	0	Not Applicable
1	See Above	6298 WESTOVER	See Above	12/5/2019		Y	Clear	N	1	0	0	0	Not Applicable	0	Not Applicable	0	Not Applicable	0	Not Applicable	0	Not Applicable	0	Not Applicable	0	Not Applicable	0	0	Not Applicable	0	Not Applicable	0	Not Applicable	0	Not Applicable	0	Not Applicable
1	See Above	6298 WESTOVER	See Above	12/13/2019		Y	Rain	N	1	0	0	0	Not Applicable	0	Not Applicable	0	Not Applicable	0	Not Applicable	0	Not Applicable	0	Not Applicable	0	Not Applicable	0	0	Not Applicable	0	Not Applicable	0	Not Applicable	0	Not Applicable	0	Not Applicable
1	See Above	6298 WESTOVER	See Above	4/13/2020		Y	Clear	N	1	0	0	0	Not Applicable	0	Not Applicable	0	Not Applicable	0	Not Applicable	0	Not Applicable	0	Not Applicable	0	Not Applicable	0	0	Not Applicable	0	Not Applicable	0	Not Applicable	0	Not Applicable	0	Not Applicable
1	1	6300 WESTOVER		8/27/2019	8/27/2019	Y	Clear	N	1	0	0	0	Not Applicable	0	Not Applicable	0	Not Applicable	0	Not Applicable	0	Not Applicable	0	Not Applicable	0	Not Applicable	0	0	Not Applicable	0	Not Applicable	0	Not Applicable	0	Not Applicable	0	Not Applicable
1	See Above	6300 WESTOVER	See Above	10/22/2019		Y	Clear	N	1	0	0	0	Not Applicable	0	Not Applicable	0	Not Applicable	0	Not Applicable	0	Not Applicable	0	Not Applicable	0	Not Applicable	0	0	Not Applicable	0	Not Applicable	0	Not Applicable	0	Not Applicable	0	Not Applicable
1	See Above	6300 WESTOVER	See Above	12/5/2019		Y	Clear	N	1	0	0	0	Not Applicable	0	Not Applicable	0	Not Applicable	0	Not Applicable	0	Not Applicable	0	Not Applicable	0	Not Applicable	0	0	Not Applicable	0	Not Applicable	0	Not Applicable	0	Not Applicable	0	Not Applicable
1	See Above	6300 WESTOVER	See Above	12/13/2019		Y	Rain	N	1	0	0	0	Not Applicable	0	Not Applicable	0	Not Applicable	0	Not Applicable	0	Not Applicable	0	Not Applicable	0	Not Applicable	0	0	Not Applicable	0	Not Applicable	0	Not Applicable	0	Not Applicable	0	Not Applicable
1	See Above	6300 WESTOVER	See Above	4/13/2020		Y	Clear	N	1	0	0	0	Not Applicable	0	Not Applicable	0	Not Applicable	0	Not Applicable	0	Not Applicable	0	Not Applicable	0	Not Applicable	0	0	Not Applicable	0	Not Applicable	0	Not Applicable	0	Not Applicable	0	Not Applicable
1	1	6353 FAIRLANE		8/9/2019	8/9/2019	Y	Clear	N	1	0	0	0	Not Applicable	0	Not Applicable	0	Not Applicable	0	Not Applicable	0	Not Applicable	0	Not Applicable	0	Not Applicable	0	0	Not Applicable	0	Not Applicable	0	Not Applicable	0	Not Applicable	0	Not Applicable
1	See Above	6353 FAIRLANE	See Above	8/12/2019		Y	Clear	N	1	0	0	0	Not Applicable	0	Not Applicable	0	Not Applicable	0	Not Applicable	0	Not Applicable	0	Not Applicable	0	Not Applicable	0	0	Not Applicable	0	Not Applicable	0	Not Applicable	0	Not Applicable	0	Not Applicable

**City of Oakland
Summary of Construction Site Control Inspections
Private Projects
FY 2019-2020**

Enter "1" per inspection	Enter "1" for each site	Street Number	Site Name (Street Name)	Date			Weather	Rain & Runoff Y/N	High Priority site disturbing <1 acre of soil requiring storm water runoff quality inspection	> 1 acre	Hillside Avg. Slope 20% Dist ≥ 5,000sf and < 1 acre	BMP Categories - Problems and Resolution (Resolution Options: Problem Fixed (immediately or within 10 days), Need More Time, Escalate Enforcement)						Illicit Discharge (R19)	Comments (Problem & Resolution)	Enforcement Level (R21)	Violation Corrected? (Y/N/TBD) & Date Correction Verified										
				First Inspection Date for the Site	Inspection Date	Site Fully Stabilized						Erosion (R13)	Sediment (R14)	Run-on & Runoff (R15)	Active Treatment (R16)	Site Mgt. (R17)	Non S/W Mgt (R18)				10 Days	30 Days									
																							10 Days	30 Days							
1	1	6356 BROADWAY		8/6/2019	8/6/2019	Y	Clear	N	0	0	0	1	Problem Fixed	0	Not Applicable	0	Not Applicable	0	Not Applicable	1	Problem Fixed	0	Not Applicable	0	Not Applicable	2	1	Yes	0	Not Applicable	The contractor is remodeling the rear section of the house. The contractor is obstructing the sidewalk with a wood canopy that has two dump shoots. The canopy structure has no lights for pedestrians or orange warning boards on the entrance and exit scaffolding legs. No erosion controls. No secondary containment pan under the portal potty. Sweep the sidewalk and street clean. I gave the construction crew a Correction Notice.
1	See Above	6356 BROADWAY		See Above	8/15/2019	Y	Clear	N	0	0	0	0	Not Applicable	0	Not Applicable	0	Not Applicable	0	Not Applicable	0	Not Applicable	0	Not Applicable	0	0	Not Applicable	0	Not Applicable	0	Not Applicable	No problem found
1	1	636 HILLSBOROUGH		3/23/2020	3/23/2020	Y	Clear	N	0	0	0	0	Not Applicable	0	Not Applicable	0	Not Applicable	0	Not Applicable	0	Not Applicable	0	Not Applicable	0	0	Not Applicable	0	Not Applicable	0	Not Applicable	No problem found
1	See Above	636 HILLSBOROUGH		See Above	3/26/2020	Y	Clear	N	0	0	0	0	Not Applicable	0	Not Applicable	0	Not Applicable	0	Not Applicable	0	Not Applicable	0	Not Applicable	0	0	Not Applicable	0	Not Applicable	0	Not Applicable	No problem found
1	See Above	636 HILLSBOROUGH		See Above	4/28/2020	Y	Clear	N	0	0	0	0	Not Applicable	0	Not Applicable	0	Not Applicable	0	Not Applicable	0	Not Applicable	0	Not Applicable	0	0	Not Applicable	0	Not Applicable	0	Not Applicable	No problem found
1	1	6380 WESTOVER		9/24/2019	9/24/2019	Y	Clear	N	1	0	0	1	Problem Fixed	1	Need More Time	0	Not Applicable	0	Not Applicable	1	Need More Time	0	Not Applicable	0	Not Applicable	2	1	Yes	0	Not Applicable	The contractor is grading and installing rebar foundations for a new house. Contractor must maintain erosion controls. Install plastic on hillside cuts. Install a hand rail on the steps for safety. I gave the contractor a Correction Notice.
1	See Above	6380 WESTOVER		See Above	1/27/2020	Y	Clear	N	1	0	0	0	Not Applicable	1	Problem Fixed	0	Not Applicable	0	Not Applicable	1	Need More Time	0	Not Applicable	0	Not Applicable	2	0	Not Applicable	1	Yes	The contractor has shoot creek the hill cuts slopes on the side of the construction site. However there is still sediment / mud that is collecting in front of the site with a large area of water collecting behind it. The contractor can not pump the water off site into the storm drain catch basin or discharge over the side of the hill. Replace erosion controls wattle rolls. The construction fencing is not being maintained at the street side. Correction Notice will be sent to the Owner
1	See Above	6380 WESTOVER		See Above	3/4/2020	Y	Clear	N	1	0	0	0	Not Applicable	0	Not Applicable	0	Not Applicable	0	Not Applicable	1	Need More Time	0	Not Applicable	0	Not Applicable	1	1	Not Applicable	0	Not Applicable	The contractor has installed plastic tanks to pump the muddy / concrete water into. They will be hauling it off site to a recovery station. The contractor is still working on making corrections and cleaning up. Follow up inspection required 2/14/20
1	1	6388 SHEPHERD CANYON		10/22/2019	10/22/2019	Y	Clear	N	1	0	0	0	Not Applicable	0	Not Applicable	0	Not Applicable	0	Not Applicable	0	Not Applicable	0	Not Applicable	0	0	Not Applicable	0	Not Applicable	0	Not Applicable	No problem found
1	1	6451 FARALLON		7/16/2019	7/16/2019	Y	Clear	N	1	0	0	0	Not Applicable	0	Not Applicable	0	Not Applicable	0	Not Applicable	0	Not Applicable	0	Not Applicable	0	0	Not Applicable	0	Not Applicable	0	Not Applicable	No problem found
1	See Above	6451 FARALLON		See Above	9/29/2019	Y	Clear	N	1	0	0	0	Not Applicable	0	Not Applicable	0	Not Applicable	0	Not Applicable	0	Not Applicable	0	Not Applicable	0	0	Not Applicable	0	Not Applicable	0	Not Applicable	No problem found
1	1	6454 WESTOVER		5/22/2020	5/22/2020	Y	Clear	N	1	0	0	0	Not Applicable	0	Not Applicable	0	Not Applicable	0	Not Applicable	0	Not Applicable	0	Not Applicable	0	0	Not Applicable	0	Not Applicable	0	Not Applicable	No problem found
1	1	6525 SNAKE		7/2/2019	7/2/2019	Y	Clear	N	1	0	0	0	Not Applicable	0	Not Applicable	0	Not Applicable	0	Not Applicable	0	Not Applicable	0	Not Applicable	0	0	Not Applicable	0	Not Applicable	0	Not Applicable	No problem found
1	See Above	6525 SNAKE		See Above	9/6/2019	Y	Cloudy	N	1	0	0	0	Not Applicable	0	Not Applicable	0	Not Applicable	0	Not Applicable	0	Not Applicable	0	Not Applicable	0	0	Not Applicable	0	Not Applicable	0	Not Applicable	No problem found
1	1	6534 HEATHER RIDGE		10/17/2019	10/17/2019	Y	Clear	N	1	0	0	0	Not Applicable	0	Not Applicable	0	Not Applicable	0	Not Applicable	0	Not Applicable	0	Not Applicable	0	0	Not Applicable	0	Not Applicable	0	Not Applicable	No problem found
1	1	6538 HEATHER RIDGE		10/17/2019	10/17/2019	Y	Clear	N	1	0	0	0	Not Applicable	0	Not Applicable	0	Not Applicable	0	Not Applicable	0	Not Applicable	0	Not Applicable	0	0	Not Applicable	0	Not Applicable	0	Not Applicable	No problem found
1	1	6540 VALLEY VIEW		8/6/2019	8/6/2019	Y	Clear	N	1	0	0	0	Not Applicable	0	Not Applicable	0	Not Applicable	0	Not Applicable	0	Not Applicable	0	Not Applicable	0	0	Not Applicable	0	Not Applicable	0	Not Applicable	No problem found
1	See Above	6540 VALLEY VIEW		See Above	9/20/2019	Y	Clear	N	1	0	0	0	Not Applicable	0	Not Applicable	0	Not Applicable	0	Not Applicable	0	Not Applicable	0	Not Applicable	0	0	Not Applicable	0	Not Applicable	0	Not Applicable	No problem found
1	See Above	6540 VALLEY VIEW		See Above	9/29/2019	Y	Clear	N	1	0	0	0	Not Applicable	0	Not Applicable	0	Not Applicable	0	Not Applicable	0	Not Applicable	0	Not Applicable	0	0	Not Applicable	0	Not Applicable	0	Not Applicable	No problem found
1	1	6545 LIGGETT		11/6/2019	11/6/2019	Y	Clear	N	0	0	0	0	Not Applicable	0	Not Applicable	0	Not Applicable	0	Not Applicable	0	Not Applicable	0	Not Applicable	0	0	Not Applicable	0	Not Applicable	0	Not Applicable	No problem found
1	1	6550 HEATHER RIDGE		10/17/2019	10/17/2019	Y	Clear	N	1	0	0	0	Not Applicable	0	Not Applicable	0	Not Applicable	0	Not Applicable	0	Not Applicable	0	Not Applicable	0	0	Not Applicable	0	Not Applicable	0	Not Applicable	No problem found
1	1	6558 HEATHER RIDGE		10/17/2019	10/17/2019	Y	Clear	N	1	0	0	0	Not Applicable	0	Not Applicable	0	Not Applicable	0	Not Applicable	0	Not Applicable	0	Not Applicable	0	0	Not Applicable	0	Not Applicable	0	Not Applicable	No problem found
1	1	657 W MACARTHUR		4/13/2020	4/13/2020	Y	Clear	N	0	0	0	0	Not Applicable	0	Not Applicable	0	Not Applicable	0	Not Applicable	0	Not Applicable	0	Not Applicable	0	0	Not Applicable	0	Not Applicable	0	Not Applicable	No problem found
1	1	6598 EXETER		10/24/2019	10/24/2019	Y	Clear	N	1	0	0	1	Problem Fixed	0	Not Applicable	0	Not Applicable	0	Not Applicable	0	Not Applicable	0	Not Applicable	0	Not Applicable	2	1	yes	0	Not Applicable	There was no work taking place at the time of inspection however there's some erosion issues at the site. A corrections notice was left on site. Contractor has to install waddle and silt fencing as needed and refreshed all existing erosion controls.
1	See Above	6598 EXETER		See Above	11/7/2019	Y	Clear	N	1	0	0	0	Not Applicable	0	Not Applicable	0	Not Applicable	0	Not Applicable	0	Not Applicable	0	Not Applicable	0	0	Not Applicable	0	Not Applicable	0	Not Applicable	No problem found
1	1	66 MACARTHUR		12/23/2019	12/23/2019	Y	Clear	N	0	0	0	0	Not Applicable	0	Not Applicable	0	Not Applicable	0	Not Applicable	0	Not Applicable	0	Not Applicable	0	0	Not Applicable	0	Not Applicable	0	Not Applicable	No problem found
1	See Above	66 MACARTHUR		See Above	3/26/2020	Y	Clear	N	0	0	0	0	Not Applicable	0	Not Applicable	0	Not Applicable	0	Not Applicable	0	Not Applicable	0	Not Applicable	0	0	Not Applicable	0	Not Applicable	0	Not Applicable	No problem found
1	See Above	66 MACARTHUR		See Above	5/1/2020	Y	Clear	N	0	0	0	0	Not Applicable	0	Not Applicable	0	Not Applicable	0	Not Applicable	0	Not Applicable	0	Not Applicable	0	0	Not Applicable	0	Not Applicable	0	Not Applicable	No problem found

City of Oakland
Summary of Construction Site Control Inspections
Private Projects
FY 2019-2020

Enter "1" per inspection	Enter "1" for each site	Street Number	Site Name (Street Name)	Date			Weather	Rain & Runoff Y/N	High Priority site disturbing <1 acre of soil requiring storm water runoff quality inspection	> 1 acre	Hillside Avg. Slope 20% Dist ≥ 5,000sf and < 1 acre	BMP Categories - Problems and Resolution (Resolution Options: Problem Fixed (immediately or within 10 days), Need More Time, Escalate Enforcement)						Illicit Discharge (R19)	Comments (Problem & Resolution)	Enforcement Level (R21)	Violation Corrected? (Y/N/TBD) & Date Correction Verified									
				First Inspection Date for the Site	Inspection Date	Site Fully Stabilized						Erosion (R13)	Sediment (R14)	Run-on & Runoff (R15)	Active Treatment (R16)	Site Mgt. (R17)	Non S/W Mgt (R18)				10 Days	30 Days								
																							10 Days	30 Days						
1	1	6619 PINEHAVEN		10/23/2019	10/23/2019	Y	Clear	N	1	0	0	1	Problem Fixed	1	Problem Fixed	0	Not Applicable	0	Not Applicable	0	Not Applicable	0	Not Applicable	0	Not Applicable	1	1	Yes	0	Not Applicable
1	1	6623 SAN PABLO		10/31/2019	10/31/2019	Y	Clear	N	0	0	0	0	Not Applicable	0	Not Applicable	0	Not Applicable	0	Not Applicable	0	Not Applicable	0	Not Applicable	0	Not Applicable	0	0	Not Applicable	0	Not Applicable
1	1	6644 SNAKE		9/25/2019	9/25/2019	Y	Clear	N	1	0	0	1	Need More Time	0	Not Applicable	0	Not Applicable	0	Not Applicable	0	Not Applicable	0	Not Applicable	2	0	Not Applicable	1	Yes	0	Not Applicable
1	See Above	6644 SNAKE	See Above	See Above	3/2/2020	Y	Clear	N	1	0	0	1	Problem Fixed	0	Not Applicable	0	Not Applicable	0	Not Applicable	0	Not Applicable	0	Not Applicable	2	1	Yes	0	Not Applicable	0	Not Applicable
1	See Above	6644 SNAKE	See Above	See Above	3/19/2020	Y	Clear	N	1	0	0	0	Not Applicable	0	Not Applicable	0	Not Applicable	0	Not Applicable	0	Not Applicable	0	Not Applicable	0	0	Not Applicable	0	Not Applicable	0	Not Applicable
1	1	6655 SKYLINE		8/20/2019	8/20/2019	Y	Clear	N	1	0	0	0	Not Applicable	0	Not Applicable	0	Not Applicable	0	Not Applicable	0	Not Applicable	0	Not Applicable	0	0	Not Applicable	0	Not Applicable	0	Not Applicable
1	1	6701 OAKPORT		10/29/2019	10/29/2019	Y	Clear	N	0	0	0	0	Not Applicable	0	Not Applicable	0	Not Applicable	0	Not Applicable	0	Not Applicable	0	Not Applicable	0	0	Not Applicable	0	Not Applicable	0	Not Applicable
1	1	6728 CHARING CROSS		8/28/2019	8/28/2019	Y	Clear	N	1	0	0	1	Problem Fixed	0	Not Applicable	0	Not Applicable	0	Not Applicable	1	Problem Fixed	0	Not Applicable	0	Not Applicable	3	1	Yes	0	Not Applicable
1	See Above	6728 CHARING CROSS	See Above	See Above	9/11/2019	Y	Clear	N	1	0	0	0	Not Applicable	0	Not Applicable	0	Not Applicable	0	Not Applicable	0	Not Applicable	0	Not Applicable	0	0	Not Applicable	0	Not Applicable	0	Not Applicable
1	See Above	6728 CHARING CROSS	See Above	See Above	9/23/2019	Y	Cloudy	N	1	0	0	0	Not Applicable	0	Not Applicable	0	Not Applicable	0	Not Applicable	0	Not Applicable	0	Not Applicable	0	0	Not Applicable	0	Not Applicable	0	Not Applicable
1	See Above	6728 CHARING CROSS	See Above	See Above	4/30/2020	Y	Clear	N	1	0	0	0	Not Applicable	0	Not Applicable	0	Not Applicable	0	Not Applicable	0	Not Applicable	0	Not Applicable	0	0	Not Applicable	0	Not Applicable	0	Not Applicable
1	1	6737 SKYVIEW		8/27/2019	8/27/2019	Y	Clear	N	0	1	0	0	Not Applicable	0	Not Applicable	0	Not Applicable	0	Not Applicable	0	Not Applicable	0	Not Applicable	0	0	Not Applicable	0	Not Applicable	0	Not Applicable
1	See Above	6737 SKYVIEW	See Above	See Above	12/16/2019	Y	Clear	N	0	1	0	0	Not Applicable	0	Not Applicable	0	Not Applicable	0	Not Applicable	0	Not Applicable	0	Not Applicable	0	0	Not Applicable	0	Not Applicable	0	Not Applicable
1	See Above	6737 SKYVIEW	See Above	See Above	12/20/2019	Y	Rain	N	0	1	0	0	Not Applicable	0	Not Applicable	0	Not Applicable	0	Not Applicable	0	Not Applicable	0	Not Applicable	0	0	Not Applicable	0	Not Applicable	0	Not Applicable
1	See Above	6749 SKYVIEW	See Above	See Above	10/28/2019	Y	Clear	N	0	1	0	0	Not Applicable	0	Not Applicable	0	Not Applicable	0	Not Applicable	0	Not Applicable	0	Not Applicable	0	0	Not Applicable	0	Not Applicable	0	Not Applicable
1	See Above	6749 SKYVIEW	See Above	See Above	12/27/2019	Y	Clear	N	0	1	0	0	Not Applicable	0	Not Applicable	0	Not Applicable	0	Not Applicable	0	Not Applicable	0	Not Applicable	0	0	Not Applicable	0	Not Applicable	0	Not Applicable
1	See Above	6749 SKYVIEW	See Above	See Above	6/16/2020	Y	Clear	N	0	1	0	0	Not Applicable	0	Not Applicable	0	Not Applicable	0	Not Applicable	0	Not Applicable	0	Not Applicable	0	0	Not Applicable	0	Not Applicable	0	Not Applicable
1	1	6754 AITKEN		9/20/2019	9/20/2019	Y	Clear	N	1	0	0	0	Not Applicable	0	Not Applicable	0	Not Applicable	0	Not Applicable	0	Not Applicable	0	Not Applicable	0	0	Not Applicable	0	Not Applicable	0	Not Applicable
1	1	677 LONGRIDGE		10/20/2019	10/20/2019	Y	Cloudy	N	1	0	0	0	Not Applicable	0	Not Applicable	0	Not Applicable	0	Not Applicable	0	Not Applicable	0	Not Applicable	0	0	Not Applicable	0	Not Applicable	0	Not Applicable
1	1	6801 SNAKE		10/10/2019	10/10/2019	Y	Clear	N	1	0	0	1	Problem Fixed	1	Problem Fixed	1	Problem Fixed	0	Not Applicable	1	Problem Fixed	0	Not Applicable	0	Not Applicable	1	1	Yes	0	Not Applicable
1	1	6874 BUCKINGHAM		10/31/2019	10/31/2019	Y	Clear	N	1	0	0	1	Need More Time	0	Not Applicable	0	Not Applicable	0	Not Applicable	1	Need More Time	0	Not Applicable	0	Not Applicable	2	1	Yes	0	Not Applicable
1	1	6881 SHERWICK		7/19/2019	7/19/2019	Y	Clear	N	1	0	0	0	Not Applicable	0	Not Applicable	0	Not Applicable	0	Not Applicable	0	Not Applicable	0	Not Applicable	0	0	Not Applicable	0	Not Applicable	0	Not Applicable
1	See Above	6881 SHERWICK	See Above	See Above	8/13/2019	Y	Clear	N	1	0	0	0	Not Applicable	0	Not Applicable	0	Not Applicable	0	Not Applicable	0	Not Applicable	0	Not Applicable	0	0	Not Applicable	0	Not Applicable	0	Not Applicable
1	1	6930 BUCKINGHAM		9/29/2019	9/29/2019	Y	Clear	N	1	0	0	0	Not Applicable	0	Not Applicable	0	Not Applicable	0	Not Applicable	0	Not Applicable	0	Not Applicable	0	0	Not Applicable	0	Not Applicable	0	Not Applicable
1	See Above	6930 BUCKINGHAM	See Above	See Above	4/8/2020	Y	Cloudy	N	1	0	0	0	Not Applicable	0	Not Applicable	0	Not Applicable	0	Not Applicable	0	Not Applicable	0	Not Applicable	0	0	Not Applicable	0	Not Applicable	0	Not Applicable

**City of Oakland
Summary of Construction Site Control Inspections
Private Projects
FY 2019-2020**

Enter "1" per inspection	Enter "1" for each site	Street Number	Site Name (Street Name)	Date			Weather	Rain & Runoff Y/N	High Priority site disturbing <1 acre of soil requiring storm water runoff quality inspection	> 1 acre	Hillside Avg. Slope 20% Dist ≥ 5,000sf and < 1 acre	BMP Categories - Problems and Resolution (Resolution Options: Problem Fixed (immediately or within 10 days), Need More Time, Escalate Enforcement)						Illicit Discharge (R19)	Comments (Problem & Resolution)	Enforcement Level (R21)	Violation Corrected? (Y/N/TBD) & Date Correction Verified										
				First Inspection Date for the Site	Inspection Date	Site Fully Stabilized						Erosion (R13)	Sediment (R14)	Run-on & Runoff (R15)	Active Treatment (R16)	Site Mgt. (R17)	Non S/W Mgt (R18)				10 Days	30 Days									
																							10 Days	30 Days							
1	1	7125 KENILWORTH		10/24/2019	10/24/2019	Y	Clear	N	1	0	0	0	Not Applicable	1	Problem Fixed	0	Not Applicable	0	Not Applicable	0	Not Applicable	0	Not Applicable	0	Not Applicable	2	1	Yes	0	Not Applicable	Clear, C-6 inspection. The construction site is closed and locked today. The contractor does not have a construction driveway. The contractor is tracking settlement offsite onto the city of Oakland Street. Dirt piles are not covered. Re-schedule inspection for Monday 10/28/19. R14 Sediment- CN Issued
1	1	735 105TH		7/19/2019	7/19/2019	Y	Clear	N	0	1	0	0	Not Applicable	0	Not Applicable	0	Not Applicable	0	Not Applicable	0	Not Applicable	0	Not Applicable	0	0	Not Applicable	0	Not Applicable	0	Not Applicable	No problem found
1	See Above	735 105TH		See Above	8/8/2019	Y	Clear	N	0	1	0	0	Not Applicable	0	Not Applicable	0	Not Applicable	0	Not Applicable	0	Not Applicable	0	Not Applicable	0	0	Not Applicable	0	Not Applicable	0	Not Applicable	No problem found
1	See Above	735 105TH		See Above	8/8/2019	Y	Clear	N	0	1	0	0	Not Applicable	0	Not Applicable	0	Not Applicable	0	Not Applicable	0	Not Applicable	0	Not Applicable	0	0	Not Applicable	0	Not Applicable	0	Not Applicable	No problem found
1	See Above	735 105TH		See Above	8/14/2019	Y	Clear	N	0	1	0	0	Not Applicable	0	Not Applicable	0	Not Applicable	0	Not Applicable	0	Not Applicable	0	Not Applicable	0	0	Not Applicable	0	Not Applicable	0	Not Applicable	No problem found
1	See Above	735 105TH		See Above	8/14/2019	Y	Clear	N	0	1	0	0	Not Applicable	0	Not Applicable	0	Not Applicable	0	Not Applicable	0	Not Applicable	0	Not Applicable	0	0	Not Applicable	0	Not Applicable	0	Not Applicable	No problem found
1	See Above	735 105TH		See Above	8/22/2019	Y	Clear	N	0	1	0	0	Not Applicable	0	Not Applicable	0	Not Applicable	0	Not Applicable	0	Not Applicable	0	Not Applicable	0	0	Not Applicable	0	Not Applicable	0	Not Applicable	No problem found
1	See Above	735 105TH		See Above	8/30/2019	Y	Clear	N	0	1	0	0	Not Applicable	0	Not Applicable	0	Not Applicable	0	Not Applicable	0	Not Applicable	0	Not Applicable	0	0	Not Applicable	0	Not Applicable	0	Not Applicable	No problem found
1	See Above	735 105TH		See Above	9/25/2019	Y	Clear	N	0	1	0	0	Not Applicable	0	Not Applicable	0	Not Applicable	0	Not Applicable	0	Not Applicable	0	Not Applicable	0	0	Not Applicable	0	Not Applicable	0	Not Applicable	No problem found
1	See Above	735 105TH		See Above	10/7/2019	Y	Clear	N	0	1	0	1	Problem Fixed	1	Problem Fixed	0	Not Applicable	1	Problem Fixed	0	Not Applicable	0	Not Applicable	1	1	Yes	0	Not Applicable	0	Not Applicable	I met with Anna. This a C-6 Inspection. We walked the site looking at the erosion controls. There are corrections that need to be made prior to the contractor starting the second phases of construction. Winterization is required before starting phases II of the project. Plastic and wattle rolls should be on site before the raining season start. Use water for dust controls, cover all dirt piles. Close off all construction low spots under the construction fencing that balls or a small frame person could slide underneath during construction. Install a pedestrians walkway canopy next to the construction fencing for school pedestrians protection. H Clear R13 Erosion Controls- Verbal Notice Issued R14 Sediment- Verbal Notice Issued R16 Active Treatment- Verbal Notice Issued
1	See Above	735 105TH		See Above	10/23/2019	Y	Clear	N	0	1	0	0	Not Applicable	0	Not Applicable	0	Not Applicable	0	Not Applicable	0	Not Applicable	0	Not Applicable	0	0	Not Applicable	0	Not Applicable	0	Not Applicable	No problem found
1	See Above	735 105TH		See Above	12/13/2019	Y	Rain	N	0	1	0	0	Not Applicable	0	Not Applicable	0	Not Applicable	0	Not Applicable	0	Not Applicable	0	Not Applicable	0	0	Not Applicable	0	Not Applicable	0	Not Applicable	No problem found
1	See Above	735 105TH		See Above	2/7/2020	Y	Clear	N	0	1	0	0	Not Applicable	0	Not Applicable	0	Not Applicable	0	Not Applicable	0	Not Applicable	0	Not Applicable	0	0	Not Applicable	0	Not Applicable	0	Not Applicable	No problem found
1	See Above	735 105TH		See Above	4/14/2020	Y	Clear	N	0	1	0	0	Not Applicable	0	Not Applicable	0	Not Applicable	0	Not Applicable	0	Not Applicable	0	Not Applicable	0	0	Not Applicable	0	Not Applicable	0	Not Applicable	No problem found
1	1	7420 SKYLINE		8/16/2019	8/16/2019	Y	Clear	N	0	0	0	0	Not Applicable	0	Not Applicable	0	Not Applicable	0	Not Applicable	0	Not Applicable	0	Not Applicable	0	0	Not Applicable	0	Not Applicable	0	Not Applicable	No problem found
1	See Above	7420 SKYLINE		See Above	9/24/2019	Y	Clear	N	0	0	0	0	Not Applicable	0	Not Applicable	0	Not Applicable	0	Not Applicable	0	Not Applicable	0	Not Applicable	0	0	Not Applicable	0	Not Applicable	0	Not Applicable	No problem found
1	See Above	7420 SKYLINE		See Above	10/17/2019	Y	Clear	N	0	0	0	0	Not Applicable	0	Not Applicable	0	Not Applicable	0	Not Applicable	0	Not Applicable	0	Not Applicable	0	0	Not Applicable	0	Not Applicable	0	Not Applicable	No problem found
1	See Above	7420 SKYLINE		See Above	11/8/2019	Y	Cloudy	N	0	0	0	0	Not Applicable	0	Not Applicable	0	Not Applicable	0	Not Applicable	0	Not Applicable	0	Not Applicable	0	0	Not Applicable	0	Not Applicable	0	Not Applicable	No problem found
1	See Above	7420 SKYLINE		See Above	2/25/2020	Y	Clear	N	0	0	0	0	Not Applicable	0	Not Applicable	0	Not Applicable	0	Not Applicable	0	Not Applicable	0	Not Applicable	0	0	Not Applicable	0	Not Applicable	0	Not Applicable	No problem found
1	See Above	7420 SKYLINE		See Above	3/12/2020	Y	Overcast	N	0	0	0	0	Not Applicable	0	Not Applicable	0	Not Applicable	0	Not Applicable	0	Not Applicable	0	Not Applicable	0	0	Not Applicable	0	Not Applicable	0	Not Applicable	No problem found
1	See Above	7430 SKYLINE		See Above	9/26/2019	Y	Clear	N	0	0	0	0	Not Applicable	0	Not Applicable	0	Not Applicable	0	Not Applicable	0	Not Applicable	0	Not Applicable	0	0	Not Applicable	0	Not Applicable	0	Not Applicable	No problem found
1	1	744 52ND		10/1/2019	10/1/2019	Y	Clear	N	0	0	0	0	Not Applicable	0	Not Applicable	0	Not Applicable	0	Not Applicable	0	Not Applicable	0	Not Applicable	0	0	Not Applicable	0	Not Applicable	0	Not Applicable	No problem found
1	1	7568 HILLMONT		9/25/2019	9/25/2019	Y	Clear	N	1	0	0	0	Not Applicable	0	Not Applicable	0	Not Applicable	0	Not Applicable	0	Not Applicable	0	Not Applicable	0	0	Not Applicable	0	Not Applicable	0	Not Applicable	No problem found
1	1	7621 HILLMONT		10/17/2019	10/17/2019	Y	Clear	N	1	0	0	1	Problem Fixed	1	Problem Fixed	0	Not Applicable	0	Not Applicable	1	Problem Fixed	0	Not Applicable	2	1	Yes	0	Not Applicable	0	Not Applicable	Clear R13 Erosion Controls - CN Issued R14 Sediment- CN Issued R17 Site Management- CN Issued. The owner/ contractor needs to install a construction fence around the construction site securing the site. Install orange construction netting for safety on the fence. See Correction Notice for additional violations.
1	See Above	7621 HILLMONT		See Above	1/20/2020	Y	Clear	N	1	0	0	0	Not Applicable	0	Not Applicable	0	Not Applicable	0	Not Applicable	0	Not Applicable	0	Not Applicable	0	0	Not Applicable	0	Not Applicable	0	Not Applicable	No problem found
1	See Above	7621 HILLMONT		See Above	2/6/2020	Y	Clear	N	1	0	0	0	Not Applicable	0	Not Applicable	0	Not Applicable	0	Not Applicable	0	Not Applicable	0	Not Applicable	0	0	Not Applicable	0	Not Applicable	0	Not Applicable	No problem found
1	1	7627 SUNKIST		10/12/2019	10/12/2019	Y	Clear	N	0	0	0	0	Not Applicable	0	Not Applicable	0	Not Applicable	0	Not Applicable	0	Not Applicable	0	Not Applicable	0	0	Not Applicable	0	Not Applicable	0	Not Applicable	No problem found

**City of Oakland
Summary of Construction Site Control Inspections
Private Projects
FY 2019-2020**

Enter "1" per inspection	Enter "1" for each site	Street Number	Site Name (Street Name)	Date			Weather	Rain & Runoff Y/N	High Priority site disturbing <1 acre of soil requiring storm water runoff quality inspection	> 1 acre	Hillside Avg. Slope 20% Dist ≥ 5,000sf and < 1 acre	BMP Categories - Problems and Resolution (Resolution Options: Problem Fixed (immediately or within 10 days), Need More Time, Escalate Enforcement)						Illicit Discharge (R19)	Comments (Problem & Resolution)	Enforcement Level (R21)	Violation Corrected? (Y/N/TBD) & Date Correction Verified												
				First Inspection Date for the Site	Inspection Date	Site Fully Stabilized						Erosion (R13)	Sediment (R14)	Run-on & Runoff (R15)	Active Treatment (R16)	Site Mgt. (R17)	Non S/W Mgt (R18)				10 Days	30 Days											
																							Need More Time	Not Applicable	Not Applicable	Not Applicable	Problem Fixed	Not Applicable	Not Applicable				
1	1	7698 HANSOM		9/29/2019	9/29/2019	Y	Clear	N	1	0	0	1	Need More Time	0	Not Applicable	0	Not Applicable	0	Not Applicable	1	Problem Fixed	0	Not Applicable	0	Not Applicable	0	Not Applicable	2	1	Not Applicable	0	Not Applicable	The BMP'S are not being maintained at this site. It appears that the Owner has not done any work to this project in a long time. Dirt piles, hill side slopes and cuts remain uncovered. The construction fencing is being pushed out onto the sidewalk by collapsing plywood barriers that is supposed to be holding the dirt back in place. No erosion in place. No one on site. Reschedule this construction site for another inspection, this location will be issued a Correction Notice. The fence on the sidewalk is a hazard to pedestrians.
1	See Above	7698 HANSOM		See Above	10/23/2019	Y	Clear	N	1	0	0	1	Need More Time	0	Not Applicable	0	Not Applicable	0	Not Applicable	0	Not Applicable	0	Not Applicable	0	Not Applicable	2	1	Not Applicable	0	Not Applicable	The contractor has poured the Owners retaining wall. They have two large areas of sloped soil conditions that will require plants or ground covering to hold back the soil in case of rain. Winterized the construction site before the rain storms return.		
1	See Above	7698 HANSOM		See Above	11/6/2019	Y	Clear	N	1	0	0	1	Problem Fixed	0	Not Applicable	0	Not Applicable	0	Not Applicable	0	Not Applicable	0	Not Applicable	0	Not Applicable	2	1	Yes	0	Not Applicable	I met with the owner Mohit and his contractor. The owner had his contractor install two rows of waddle rolls across both slopes of the graded areas. The construction site is not winterized, no plants, no ground covering, no plastic nothing to prevent erosion from taking place. The owner wanted a Final today, the inspection failed.		
1	See Above	7698 HANSOM		See Above	11/16/2019	Y	Clear	N	0	0	0	0	Not Applicable	0	Not Applicable	0	Not Applicable	0	Not Applicable	0	Not Applicable	0	Not Applicable	0	Not Applicable	0	0	Not Applicable	0	Not Applicable	No problem found		
1	1	7699 EDGEWATER		9/25/2019	9/25/2019	Y	Clear	N	0	0	0	0	Not Applicable	0	Not Applicable	0	Not Applicable	0	Not Applicable	0	Not Applicable	0	Not Applicable	0	Not Applicable	0	0	Not Applicable	0	Not Applicable	No problem found		
1	See Above	7699 EDGEWATER		See Above	3/4/2020	Y	Clear	N	0	0	0	0	Not Applicable	0	Not Applicable	0	Not Applicable	0	Not Applicable	0	Not Applicable	0	Not Applicable	0	Not Applicable	0	0	Not Applicable	0	Not Applicable	No problem found		
1	See Above	7699 EDGEWATER		See Above	4/28/2020	Y	Clear	N	0	0	0	0	Not Applicable	0	Not Applicable	0	Not Applicable	0	Not Applicable	0	Not Applicable	0	Not Applicable	0	Not Applicable	0	0	Not Applicable	0	Not Applicable	No problem found		
1	1	7833 MICHIGAN		11/1/2019	11/1/2019	Y	Clear	N	1	0	0	0	Not Applicable	0	Not Applicable	0	Not Applicable	0	Not Applicable	0	Not Applicable	0	Not Applicable	0	Not Applicable	0	0	Not Applicable	0	Not Applicable	No problem found		
1	1	810 81ST		12/3/2019	12/3/2019	Y	Rain	N	0	0	0	0	Not Applicable	0	Not Applicable	0	Not Applicable	0	Not Applicable	0	Not Applicable	0	Not Applicable	0	Not Applicable	0	0	Not Applicable	0	Not Applicable	No problem found		
1	See Above	810 81ST		See Above	12/6/2019	Y	Rain	N	0	0	0	0	Not Applicable	0	Not Applicable	0	Not Applicable	0	Not Applicable	0	Not Applicable	0	Not Applicable	0	Not Applicable	0	0	Not Applicable	0	Not Applicable	No problem found		
1	1	845 EMBARCADERO		10/28/2019	10/28/2019	Y	Clear	N	0	0	0	0	Not Applicable	0	Not Applicable	0	Not Applicable	0	Not Applicable	0	Not Applicable	0	Not Applicable	0	Not Applicable	0	0	Not Applicable	0	Not Applicable	No problem found		
1	See Above	845 EMBARCADERO		See Above	4/7/2020	Y	Clear	N	0	0	0	0	Not Applicable	0	Not Applicable	0	Not Applicable	0	Not Applicable	0	Not Applicable	0	Not Applicable	0	Not Applicable	0	0	Not Applicable	0	Not Applicable	No problem found		
1	1	8511 BLAINE		10/12/2019	10/12/2019	Y	Clear	N	0	0	0	0	Not Applicable	0	Not Applicable	0	Not Applicable	0	Not Applicable	0	Not Applicable	0	Not Applicable	0	Not Applicable	0	0	Not Applicable	0	Not Applicable	No problem found		
1	1	860 LEO		10/2/2019	10/2/2019	Y	Clear	N	0	0	0	0	Not Applicable	0	Not Applicable	0	Not Applicable	0	Not Applicable	0	Not Applicable	0	Not Applicable	0	Not Applicable	0	0	Not Applicable	0	Not Applicable	No problem found		
1	1	8750 MOUNTAIN		7/30/2019	7/30/2019	Y	Hazy	N	0	1	0	0	Not Applicable	0	Not Applicable	0	Not Applicable	0	Not Applicable	0	Not Applicable	0	Not Applicable	0	Not Applicable	0	0	Not Applicable	0	Not Applicable	No problem found		
1	See Above	8750 MOUNTAIN		See Above	9/17/2019	Y	Clear	N	0	1	0	0	Not Applicable	0	Not Applicable	0	Not Applicable	0	Not Applicable	0	Not Applicable	0	Not Applicable	0	Not Applicable	0	0	Not Applicable	0	Not Applicable	No problem found		
1	See Above	8750 MOUNTAIN		See Above	9/29/2019	Y	Clear	N	0	1	0	0	Not Applicable	0	Not Applicable	0	Not Applicable	0	Not Applicable	0	Not Applicable	0	Not Applicable	0	Not Applicable	0	0	Not Applicable	0	Not Applicable	No problem found		
1	See Above	8750 MOUNTAIN		See Above	10/31/2019	Y	Clear	N	0	1	0	0	Not Applicable	0	Not Applicable	0	Not Applicable	0	Not Applicable	0	Not Applicable	0	Not Applicable	0	Not Applicable	0	0	Not Applicable	0	Not Applicable	No problem found		
1	See Above	8750 MOUNTAIN		See Above	11/26/2019	Y	Rain	N	0	1	0	0	Not Applicable	0	Not Applicable	0	Not Applicable	0	Not Applicable	0	Not Applicable	0	Not Applicable	0	Not Applicable	0	0	Not Applicable	0	Not Applicable	No problem found		
1	See Above	8750 MOUNTAIN		See Above	12/10/2019	Y	Rain	N	0	1	0	0	Not Applicable	0	Not Applicable	0	Not Applicable	0	Not Applicable	0	Not Applicable	0	Not Applicable	0	Not Applicable	0	0	Not Applicable	0	Not Applicable	No problem found		
1	See Above	8750 MOUNTAIN		See Above	1/16/2020	Y	Rain	N	0	1	0	0	Not Applicable	0	Not Applicable	0	Not Applicable	0	Not Applicable	0	Not Applicable	0	Not Applicable	0	Not Applicable	0	0	Not Applicable	0	Not Applicable	No problem found		
1	See Above	8750 MOUNTAIN		See Above	1/22/2020	Y	Clear	N	0	1	0	0	Not Applicable	0	Not Applicable	0	Not Applicable	0	Not Applicable	0	Not Applicable	0	Not Applicable	0	Not Applicable	0	0	Not Applicable	0	Not Applicable	No problem found		
1	See Above	8750 MOUNTAIN		See Above	1/30/2020	Y	Clear	N	0	1	0	0	Not Applicable	0	Not Applicable	0	Not Applicable	0	Not Applicable	0	Not Applicable	0	Not Applicable	0	Not Applicable	0	0	Not Applicable	0	Not Applicable	No problem found		
1	See Above	8750 MOUNTAIN		See Above	3/8/2020	Y	Clear	N	0	1	0	0	Not Applicable	0	Not Applicable	0	Not Applicable	0	Not Applicable	0	Not Applicable	0	Not Applicable	0	Not Applicable	0	0	Not Applicable	0	Not Applicable	No problem found		
1	See Above	8750 MOUNTAIN		See Above	3/30/2020	Y	Clear	N	0	1	0	0	Not Applicable	0	Not Applicable	0	Not Applicable	0	Not Applicable	0	Not Applicable	0	Not Applicable	0	Not Applicable	0	0	Not Applicable	0	Not Applicable	No problem found		
1	See Above	8750 MOUNTAIN		See Above	3/30/2020	Y	Clear	N	0	1	0	0	Not Applicable	0	Not Applicable	0	Not Applicable	0	Not Applicable	0	Not Applicable	0	Not Applicable	0	Not Applicable	0	0	Not Applicable	0	Not Applicable	No problem found		
1	See Above	8750 MOUNTAIN		See Above	4/8/2020	Y	Cloudy	N	0	1	0	0	Not Applicable	0	Not Applicable	0	Not Applicable	0	Not Applicable	0	Not Applicable	0	Not Applicable	0	Not Applicable	0	0	Not Applicable	0	Not Applicable	No problem found		
1	See Above	8750 MOUNTAIN		See Above	5/15/2020	Y	Rain	N	0	1	0	0	Not Applicable	0	Not Applicable	0	Not Applicable	0	Not Applicable	0	Not Applicable	0	Not Applicable	0	Not Applicable	0	0	Not Applicable	0	Not Applicable	No problem found		
1	See Above	8750 MOUNTAIN		See Above	5/15/2020	Y	Rain	N	0	1	0	0	Not Applicable	0	Not Applicable	0	Not Applicable	0	Not Applicable	0	Not Applicable	0	Not Applicable	0	Not Applicable	0	0	Not Applicable	0	Not Applicable	No problem found		
1	See Above	8750 MOUNTAIN		See Above	6/24/2020	Y	Clear	N	0	1	0	0	Not Applicable	0	Not Applicable	0	Not Applicable	0	Not Applicable	0	Not Applicable	0	Not Applicable	0	Not Applicable	0	0	Not Applicable	0	Not Applicable	No problem found		
1	See Above	8750 MOUNTAIN		See Above	6/29/2020	Y	Clear	N	0	1	0	0	Not Applicable	0	Not Applicable	0	Not Applicable	0	Not Applicable	0	Not Applicable	0	Not Applicable	0	Not Applicable	0	0	Not Applicable	0	Not Applicable	No problem found		
1	1	880 W MACARTHUR		10/10/2019	10/10/2019	Y	Clear	N	0	0	0	0	Not Applicable	0	Not Applicable	0	Not Applicable	0	Not Applicable	0	Not Applicable	0	Not Applicable	0	Not Applicable	0	0	Not Applicable	0	Not Applicable	No problem found		

**City of Oakland
Summary of Construction Site Control Inspections
Private Projects
FY 2019-2020**

Enter "1" per inspection	Enter "1" for each site	Street Number	Site Name (Street Name)	Date			Weather	Rain & Runoff Y/N	High Priority site disturbing <1 acre of soil requiring storm water runoff quality inspection	> 1 acre	Hillside Avg. Slope 20% Dist ≥ 5,000sf and < 1 acre	BMP Categories - Problems and Resolution (Resolution Options: Problem Fixed (immediately or within 10 days), Need More Time, Escalate Enforcement)						Illicit Discharge (R19)	Comments (Problem & Resolution)	Enforcement Level (R21)	Violation Corrected? (Y/N/TBD) & Date Correction Verified			
				First Inspection Date for the Site	Inspection Date	Site Fully Stabilized						Erosion (R13)	Sediment (R14)	Run-on & Runoff (R15)	Active Treatment (R16)	Site Mgt. (R17)	Non S/W Mgt (R18)				10 Days	30 Days		
1	See Above	880 W MACARTHUR	See Above	3/27/2020	Y	Clear	N	0	0	0	0	Not Applicable	Not Applicable	Not Applicable	Not Applicable	Not Applicable	Not Applicable	Not Applicable	Not Applicable	0	0	Not Applicable	0	Not Applicable
1	See Above	880 W MACARTHUR	See Above	3/30/2020	Y	Clear	N	0	0	0	0	Not Applicable	Not Applicable	Not Applicable	Not Applicable	Not Applicable	Not Applicable	Not Applicable	Not Applicable	0	0	Not Applicable	0	Not Applicable
1	1	8900 EDES	See Above	5/26/2020	Y	Clear	N	0	0	0	0	Not Applicable	Not Applicable	Not Applicable	Not Applicable	Not Applicable	Not Applicable	Not Applicable	Not Applicable	0	0	Not Applicable	0	Not Applicable
1	See Above	8900 EDES	See Above	5/28/2020	Y	Clear	N	0	0	0	0	Not Applicable	Not Applicable	Not Applicable	Not Applicable	Not Applicable	Not Applicable	Not Applicable	Not Applicable	0	0	Not Applicable	0	Not Applicable
1	See Above	8900 EDES	See Above	5/29/2020	Y	Clear	N	0	0	0	0	Not Applicable	Not Applicable	Not Applicable	Not Applicable	Not Applicable	Not Applicable	Not Applicable	Not Applicable	0	0	Not Applicable	0	Not Applicable
1	See Above	8900 EDES	See Above	6/2/2020	Y	Clear	N	0	0	0	0	Not Applicable	Not Applicable	Not Applicable	Not Applicable	Not Applicable	Not Applicable	Not Applicable	Not Applicable	0	0	Not Applicable	0	Not Applicable
1	See Above	8900 EDES	See Above	6/9/2020	Y	Clear	N	0	0	0	0	Not Applicable	Not Applicable	Not Applicable	Not Applicable	Not Applicable	Not Applicable	Not Applicable	Not Applicable	0	0	Not Applicable	0	Not Applicable
1	See Above	8900 EDES	See Above	6/11/2020	Y	Clear	N	0	0	0	0	Not Applicable	Not Applicable	Not Applicable	Not Applicable	Not Applicable	Not Applicable	Not Applicable	Not Applicable	0	0	Not Applicable	0	Not Applicable
1	See Above	8900 EDES	See Above	6/12/2020	Y	Overcast	N	0	0	0	0	Not Applicable	Not Applicable	Not Applicable	Not Applicable	Not Applicable	Not Applicable	Not Applicable	Not Applicable	0	0	Not Applicable	0	Not Applicable
1	See Above	8900 EDES	See Above	6/22/2020	Y	Clear	N	0	0	0	0	Not Applicable	Not Applicable	Not Applicable	Not Applicable	Not Applicable	Not Applicable	Not Applicable	Not Applicable	0	0	Not Applicable	0	Not Applicable
1	See Above	8900 EDES	See Above	6/29/2020	Y	Clear	N	0	0	0	0	Not Applicable	Not Applicable	Not Applicable	Not Applicable	Not Applicable	Not Applicable	Not Applicable	Not Applicable	0	0	Not Applicable	0	Not Applicable
1	See Above	8900 EDES	See Above	6/29/2020	Y	Clear	N	0	0	0	0	Not Applicable	Not Applicable	Not Applicable	Not Applicable	Not Applicable	Not Applicable	Not Applicable	Not Applicable	0	0	Not Applicable	0	Not Applicable
1	1	9 TURNER	See Above	9/29/2019	Y	Clear	N	0	0	0	0	Not Applicable	Not Applicable	Not Applicable	Not Applicable	Not Applicable	Not Applicable	Not Applicable	Not Applicable	0	0	Not Applicable	0	Not Applicable
1	1	90 ROBLE	See Above	9/4/2019	Y	Clear	N	1	0	0	0	Not Applicable	Not Applicable	Not Applicable	Not Applicable	Not Applicable	Not Applicable	Not Applicable	Not Applicable	0	0	Not Applicable	0	Not Applicable
1	See Above	90 ROBLE	See Above	9/17/2019	Y	Clear	N	1	0	0	0	Not Applicable	Not Applicable	Not Applicable	Not Applicable	Not Applicable	Not Applicable	Not Applicable	Not Applicable	0	0	Not Applicable	0	Not Applicable
1	See Above	90 ROBLE	See Above	9/23/2019	Y	Cloudy	N	1	0	0	0	Not Applicable	Not Applicable	Not Applicable	Not Applicable	Not Applicable	1	Problem Fixed	Not Applicable	1	1	yes	0	Not Applicable
1	See Above	90 ROBLE	See Above	9/30/2019	Y	Rain	N	1	0	0	0	Not Applicable	Not Applicable	Not Applicable	Not Applicable	Not Applicable	Not Applicable	Not Applicable	Not Applicable	0	0	Not Applicable	0	Not Applicable
1	See Above	90 ROBLE	See Above	9/30/2019	Y	Rain	N	1	0	0	0	Not Applicable	Not Applicable	Not Applicable	Not Applicable	Not Applicable	Not Applicable	Not Applicable	Not Applicable	0	0	Not Applicable	0	Not Applicable
1	See Above	90 ROBLE	See Above	10/8/2019	Y	Clear	N	1	0	0	0	Not Applicable	Not Applicable	Not Applicable	Not Applicable	Not Applicable	Not Applicable	Not Applicable	Not Applicable	0	0	Not Applicable	0	Not Applicable
1	See Above	90 ROBLE	See Above	10/24/2019	Y	Clear	N	1	0	0	0	Not Applicable	Not Applicable	Not Applicable	Not Applicable	Not Applicable	Not Applicable	Not Applicable	Not Applicable	0	0	Not Applicable	0	Not Applicable
1	See Above	90 ROBLE	See Above	10/31/2019	Y	Clear	N	1	0	0	0	Not Applicable	Not Applicable	Not Applicable	Not Applicable	Not Applicable	Not Applicable	Not Applicable	Not Applicable	0	0	Not Applicable	0	Not Applicable
1	See Above	90 ROBLE	See Above	11/6/2019	Y	Clear	N	1	0	0	0	Not Applicable	Not Applicable	Not Applicable	Not Applicable	Not Applicable	Not Applicable	Not Applicable	Not Applicable	0	0	Not Applicable	0	Not Applicable
1	See Above	90 ROBLE	See Above	11/12/2019	Y	Cloudy	N	1	0	0	0	Not Applicable	Not Applicable	Not Applicable	Not Applicable	Not Applicable	Not Applicable	Not Applicable	Not Applicable	0	0	Not Applicable	0	Not Applicable
1	See Above	90 ROBLE	See Above	12/4/2019	Y	Clear	N	1	0	0	0	Not Applicable	Not Applicable	Not Applicable	Not Applicable	Not Applicable	Not Applicable	Not Applicable	Not Applicable	0	0	Not Applicable	0	Not Applicable
1	See Above	90 ROBLE	See Above	12/4/2019	Y	Clear	N	1	0	0	0	Not Applicable	Not Applicable	Not Applicable	Not Applicable	Not Applicable	Not Applicable	Not Applicable	Not Applicable	0	0	Not Applicable	0	Not Applicable
1	See Above	90 ROBLE	See Above	12/4/2019	Y	Clear	N	1	0	0	0	Not Applicable	Not Applicable	Not Applicable	Not Applicable	Not Applicable	Not Applicable	Not Applicable	Not Applicable	0	0	Not Applicable	0	Not Applicable
1	See Above	90 ROBLE	See Above	12/5/2019	Y	Clear	N	1	0	0	0	Not Applicable	Not Applicable	Not Applicable	Not Applicable	Not Applicable	Not Applicable	Not Applicable	Not Applicable	0	0	Not Applicable	0	Not Applicable
1	See Above	90 ROBLE	See Above	12/10/2019	Y	Rain	N	1	0	0	0	Not Applicable	Not Applicable	Not Applicable	Not Applicable	Not Applicable	Not Applicable	Not Applicable	Not Applicable	0	0	Not Applicable	0	Not Applicable
1	See Above	90 ROBLE	See Above	12/11/2019	Y	Rain	N	1	0	0	1	Problem Fixed	Not Applicable	1	Problem Fixed	Not Applicable	1	Problem Fixed	Not Applicable	2	1	Yes	0	Not Applicable
1	See Above	90 ROBLE	See Above	12/16/2019	Y	Clear	N	1	0	0	0	Not Applicable	Not Applicable	Not Applicable	Not Applicable	Not Applicable	Not Applicable	Not Applicable	Not Applicable	0	0	Not Applicable	0	Not Applicable

City of Oakland
Summary of Construction Site Control Inspections
Private Projects
FY 2019-2020

Enter "1" per inspection	Enter "1" for each site	Street Number	Site Name (Street Name)	Date			Weather	Rain & Runoff Y/N	High Priority site disturbing <1 acre of soil requiring storm water runoff quality inspection	> 1 acre	Hillside Avg. Slope 20% Dist ≥ 5,000sf and < 1 acre	BMP Categories - Problems and Resolution (Resolution Options: Problem Fixed (immediately or within 10 days), Need More Time, Escalate Enforcement)						Illicit Discharge (R19)	Comments (Problem & Resolution)	Enforcement Level (R21)	Violation Corrected? (Y/N/TBD) & Date Correction Verified								
				First Inspection Date for the Site	Inspection Date	Site Fully Stabilized						Erosion (R13)	Sediment (R14)	Run-on & Runoff (R15)	Active Treatment (R16)	Site Mgt. (R17)	Non S/W Mgt (R18)				10 Days	30 Days							
1	See Above	90 ROBLE	See Above	12/20/2019	Y	Rain	N	1	0	0	0	Not Applicable	0	Not Applicable	0	Not Applicable	0	Not Applicable	0	Not Applicable	0	Not Applicable	0	Not Applicable					
1	See Above	90 ROBLE	See Above	12/23/2019	Y	Clear	N	1	0	0	0	Not Applicable	0	Not Applicable	0	Not Applicable	0	Not Applicable	0	Not Applicable	0	Not Applicable	0	Not Applicable					
1	See Above	90 ROBLE	See Above	12/26/2019	Y	Clear	N	1	0	0	0	Not Applicable	0	Not Applicable	0	Not Applicable	0	Not Applicable	0	Not Applicable	0	Not Applicable	0	Not Applicable					
1	See Above	90 ROBLE	See Above	3/30/2020	Y	Clear	N	1	0	0	0	Not Applicable	0	Not Applicable	0	Not Applicable	0	Not Applicable	0	Not Applicable	0	Not Applicable	0	Not Applicable					
1	See Above	90 ROBLE	See Above	4/2/2020	Y	Clear	N	1	0	0	0	Not Applicable	0	Not Applicable	0	Not Applicable	0	Not Applicable	0	Not Applicable	0	Not Applicable	0	Not Applicable					
1	1	915 GROSVENOR	7/11/2019	7/11/2019	Y	Cloudy	N	1	0	0	0	Not Applicable	0	Not Applicable	0	Not Applicable	0	Not Applicable	0	Not Applicable	0	Not Applicable	0	Not Applicable					
1	See Above	915 GROSVENOR	See Above	8/28/2019	Y	Clear	N	1	0	0	0	Not Applicable	0	Not Applicable	0	Not Applicable	0	Not Applicable	0	Not Applicable	0	Not Applicable	0	Not Applicable					
1	See Above	915 GROSVENOR	See Above	9/26/2019	Y	Clear	N	1	0	0	0	Not Applicable	0	Not Applicable	0	Not Applicable	0	Not Applicable	0	Not Applicable	0	Not Applicable	0	Not Applicable					
1	1	921 ALVARADO	9/29/2019	9/29/2019	Y	Clear	N	1	0	0	0	Not Applicable	0	Not Applicable	0	Not Applicable	0	Not Applicable	0	Not Applicable	0	Not Applicable	0	Not Applicable					
1	1	9709 CORAL	10/14/2019	10/14/2019	Y	Clear	N	1	0	0	1	Problem Fixed	0	Not Applicable	0	Not Applicable	0	Not Applicable	0	Not Applicable	0	Not Applicable	2	1	Yes	0	Not Applicable		
1	See Above	9709 CORAL	See Above	3/26/2020	Y	Clear	N	1	0	0	0	Not Applicable	0	Not Applicable	0	Not Applicable	0	Not Applicable	0	Not Applicable	0	Not Applicable	0	Not Applicable	0	Not Applicable			
1	1	989 41ST	7/24/2019	7/24/2019	Y	Clear	N	0	0	0	0	Not Applicable	0	Not Applicable	0	Not Applicable	0	Not Applicable	0	Not Applicable	0	Not Applicable	0	Not Applicable	0	Not Applicable			
1	See Above	989 41ST	See Above	7/24/2019	Y	Clear	N	0	0	0	0	Not Applicable	0	Not Applicable	0	Not Applicable	0	Not Applicable	0	Not Applicable	0	Not Applicable	0	Not Applicable	0	Not Applicable			
1	See Above	989 41ST	See Above	7/30/2019	Y	Hazy	N	0	0	0	0	Not Applicable	0	Not Applicable	0	Not Applicable	0	Not Applicable	0	Not Applicable	0	Not Applicable	0	Not Applicable	0	Not Applicable			
1	See Above	989 41ST	See Above	8/5/2019	Y	Clear	N	0	0	0	0	Not Applicable	0	Not Applicable	0	Not Applicable	0	Not Applicable	0	Not Applicable	0	Not Applicable	0	Not Applicable	0	Not Applicable			
1	See Above	989 41ST	See Above	8/16/2019	Y	Clear	N	0	0	0	0	Not Applicable	0	Not Applicable	0	Not Applicable	0	Not Applicable	0	Not Applicable	0	Not Applicable	0	Not Applicable	0	Not Applicable			
1	See Above	989 41ST	See Above	8/21/2019	Y	Clear	N	0	0	0	0	Not Applicable	0	Not Applicable	0	Not Applicable	0	Not Applicable	0	Not Applicable	0	Not Applicable	0	Not Applicable	0	Not Applicable			
1	See Above	989 41ST	See Above	9/23/2019	Y	Cloudy	N	0	0	0	0	Not Applicable	0	Not Applicable	0	Not Applicable	0	Not Applicable	0	Not Applicable	0	Not Applicable	0	Not Applicable	0	Not Applicable			
1	See Above	989 41ST	See Above	9/25/2019	Y	Clear	N	0	0	0	0	Not Applicable	0	Not Applicable	0	Not Applicable	0	Not Applicable	0	Not Applicable	0	Not Applicable	0	Not Applicable	0	Not Applicable			
1	See Above	989 41ST	See Above	10/24/2019	Y	Clear	N	0	0	0	0	Not Applicable	0	Not Applicable	0	Not Applicable	0	Not Applicable	0	Not Applicable	0	Not Applicable	0	Not Applicable	0	Not Applicable			
1	See Above	989 41ST	See Above	10/29/2019	Y	Clear	N	0	0	0	0	Not Applicable	0	Not Applicable	0	Not Applicable	0	Not Applicable	0	Not Applicable	0	Not Applicable	0	Not Applicable	0	Not Applicable			
1	See Above	989 41ST	See Above	11/7/2019	Y	Clear	N	0	0	0	0	Not Applicable	0	Not Applicable	0	Not Applicable	0	Not Applicable	0	Not Applicable	0	Not Applicable	0	Not Applicable	0	Not Applicable			
1	See Above	989 41ST	See Above	12/17/2019	Y	Clear	N	0	0	0	0	Not Applicable	0	Not Applicable	0	Not Applicable	0	Not Applicable	0	Not Applicable	0	Not Applicable	0	Not Applicable	0	Not Applicable			
1	See Above	989 41ST	See Above	12/17/2019	Y	Clear	N	0	0	0	0	Not Applicable	0	Not Applicable	0	Not Applicable	0	Not Applicable	0	Not Applicable	0	Not Applicable	0	Not Applicable	0	Not Applicable			
1	1	9900 BROADWAY	10/29/2019	10/29/2019	Y	Clear	N	0	0	0	1	Need More Time	0	Not Applicable	0	Not Applicable	0	Not Applicable	1	Need More Time	0	Not Applicable	0	Not Applicable	2	1	Not Applicable	0	Not Applicable

**City of Oakland
Summary of Construction Site Control Inspections
Private Projects
FY 2019-2020**

Enter "1" per inspection	Enter "1" for each site	Street Number	Site Name (Street Name)	Date			Weather	Rain & Runoff Y/N	High Priority site disturbing <1 acre of soil requiring storm water runoff quality inspection	> 1 acre	Hillside Avg. Slope 20% Dist ≥ 5,000sf and < 1 acre	BMP Categories - Problems and Resolution (Resolution Options: Problem Fixed (immediately or within 10 days), Need More Time, Escalate Enforcement)						Illicit Discharge (R19)	Comments (Problem & Resolution)	Enforcement Level (R21)	Violation Corrected? (Y/N/TBD) & Date Correction Verified						
				First Inspection Date for the Site	Inspection Date	Site Fully Stabilized						Erosion (R13)	Sediment (R14)	Run-on & Runoff (R15)	Active Treatment (R16)	Site Mgt. (R17)	Non S/W Mgt (R18)				10 Days	30 Days					
1	1	994 LONGRIDGE		9/24/2019	9/24/2019	Y	Clear	N	0	0	0	1	Need More Time	0	Not Applicable	0	Not Applicable	0	Not Applicable	1	2	1	Not Applicable	0	Not Applicable		

Site inspection revealed the following violations. 1) Construction debris in the curb and gutter area. Must be cleaned up by in of today. 2) Debris box should have a obstruction permit to be parked in the ROW. 3) Outhouse needs a obstruction permit to stay in the ROW. Remove or get a permit. 4). Unprotected storm drain inlet. Use proper erosion controls to protect the inlet. Site will be revisited on Wednesday of next week.

932
Total # of Inspections
158
Total # of Sites

Number of inspections conducted on High Priority Sites, Hillside Sites, and sites disturbing ≥1 acre:	293	178	0
Number of High Priority Sites, Hillside Sites, and sites disturbing ≥1 acre:	90	27	0
Number of sites disturbing less than 1 acre:	131		

EC Violations	SC Violations	R&R Violations	AT Violations	SM Violations	NS Violations	ID Violations
0	124	83	19	1	101	4
For all violations, percentage in each category:						
37 %	25 %	6 %	0 %	30 %	1 %	1 %
Total Discrete Violations: 335						

Timely corrections	Corrected in 30 days
170	9
For all violations, percentages corrected as follows:	
95 %	5 %

Total Level 1 Enforcement Inspections	64
Total Level 2 Enforcement Inspections	111
Total Level 3 Enforcement Inspections	4
Total Level 4 Enforcement Inspections	0
Total Enforcement Actions	179

ATTACHMENT C.6.2

City of Oakland

Summary of Construction Site Control Inspections

PUBLIC PROJECTS

FY 2019-2020

City of Oakland
Summary of Construction Site Control Inspections
Public Projects
FY 2019-2020

Enter "1" per inspection	Enter "1" for each site	Street Number	Site Name (Street Name)	Date			Weather	Rain & Runoff Y/N	Choose only one type below per site. Use data to complete Annual Report Form.			BMP Categories - Problems and Resolution (Resolution Options: Problem Fixed (immediately or within 10 days), Need More Time, Escalate Enforcement)								Illicit Discharge (R19)	Comments (Problem & Resolution))	Enforcement Level (R21)	Violation Corrected? (Y/N/TBD) & Date Correction Verified							
				First Inspection	Inspection Date	Site Fully Stabilized			Enter "1" for site if "High Priority" site disturbing <1 acre of soil requiring storm water runoff quality inspection	Enter "1" for site if disturbed >1 acre (CGP sites)	Enter "1" for the site if hillside avg slope ≥ 20% & amnt of disturbed soil ≥ 5000sf & < 1 acre	Erosion (R13)	Sediment (R14)	Run-on & Runoff (R15)	Active Treatment (R16)	Site Mgt. (R17)	Non S/W Mgt (R18)	10 Days	30 Days											
1	1	-	23rd Avenue Overhead Bridge, #1001681	8/16/2019	8/16/2019	Not Applicable	Fair	N	1	0	0	0	Not Applicable	0	Not Applicable	0	Not Applicable	0	Not Applicable	0	Not Applicable	0	Not Applicable	0	0	Not Applicable	0	Not Applicable	0	Not Applicable
1	See Above	-	23rd Avenue Overhead Bridge, #1001681	9/13/2019	9/13/2019	Not Applicable	Clear	N	See Above	See Above	See Above	0	Not Applicable	0	Not Applicable	0	Not Applicable	0	Not Applicable	0	Not Applicable	0	Not Applicable	0	0	Not Applicable	0	Not Applicable	0	Not Applicable
1	See Above	-	23rd Avenue Overhead Bridge, #1001681	9/23/2019	9/23/2019	Not Applicable	Clear	N	See Above	See Above	See Above	0	Not Applicable	0	Not Applicable	0	Not Applicable	0	Not Applicable	0	Not Applicable	0	Not Applicable	0	0	Not Applicable	0	Not Applicable	0	Not Applicable
1	See Above	-	23rd Avenue Overhead Bridge, #1001681	10/9/2019	10/9/2019	Not Applicable	Clear	N	See Above	See Above	See Above	0	Not Applicable	0	Not Applicable	0	Not Applicable	0	Not Applicable	0	Not Applicable	0	Not Applicable	0	0	Not Applicable	0	Not Applicable	0	Not Applicable
1	See Above	-	23rd Avenue Overhead Bridge, #1001681	10/18/2019	10/18/2019	Not Applicable	Clear	N	See Above	See Above	See Above	0	Not Applicable	0	Not Applicable	0	Not Applicable	0	Not Applicable	0	Not Applicable	0	Not Applicable	0	0	Not Applicable	0	Not Applicable	0	Not Applicable
1	See Above	-	23rd Avenue Overhead Bridge, #1001681	10/25/2019	10/25/2019	Not Applicable	Clear	N	See Above	See Above	See Above	0	Not Applicable	0	Not Applicable	0	Not Applicable	0	Not Applicable	0	Not Applicable	0	Not Applicable	0	0	Not Applicable	0	Not Applicable	0	Not Applicable
1	See Above	-	23rd Avenue Overhead Bridge, #1001681	11/1/2019	11/1/2019	Not Applicable	Clear	N	See Above	See Above	See Above	0	Not Applicable	0	Not Applicable	0	Not Applicable	0	Not Applicable	0	Not Applicable	0	Not Applicable	0	0	Not Applicable	0	Not Applicable	0	Not Applicable
1	See Above	-	23rd Avenue Overhead Bridge, #1001681	11/8/2019	11/8/2019	Not Applicable	Clear	N	See Above	See Above	See Above	0	Not Applicable	0	Not Applicable	0	Not Applicable	0	Not Applicable	0	Not Applicable	0	Not Applicable	0	0	Not Applicable	0	Not Applicable	0	Not Applicable
1	See Above	-	23rd Avenue Overhead Bridge, #1001681	11/15/2019	11/15/2019	Not Applicable	Clear	N	See Above	See Above	See Above	0	Not Applicable	0	Not Applicable	0	Not Applicable	0	Not Applicable	0	Not Applicable	0	Not Applicable	0	0	Not Applicable	0	Not Applicable	0	Not Applicable

City of Oakland
Summary of Construction Site Control Inspections
Public Projects
FY 2019-2020

Enter "1" per inspection	Enter "1" for each site	Street Number	Site Name (Street Name)	Date			Weather	Rain & Runoff Y/N	Choose only one type below per site. Use data to complete Annual Report Form.			BMP Categories - Problems and Resolution (Resolution Options: Problem Fixed (immediately or within 10 days), Need More Time, Escalate Enforcement)								Illicit Discharge (R19)	Comments (Problem & Resolution))	Enforcement Level (R21)	Violation Corrected? (Y/N/TBD) & Date Correction Verified					
				First Inspection	Inspection Date	Site Fully Stabilized			Enter "1" for site if "High Priority" site disturbing <1 acre of soil requiring storm water runoff quality inspection	Enter "1" for site if disturbed >1 acre (CGP sites)	Enter "1" for the site if hillside avg slope ≥ 20% & amnt of disturbed soil ≥ 5000sf & < 1 acre	Erosion (R13)	Sediment (R14)	Run-on & Runoff (R15)	Active Treatment (R16)	Site Mgt. (R17)	Non S/W Mgt (R18)	10 Days	30 Days									
1	See Above	-	23rd Avenue Overhead Bridge, #1001681	11/21/2019	11/21/2019	Not Applicable	Clear	N	See Above	See Above	See Above	0	Not Applicable	0	Not Applicable	0	Not Applicable	0	Not Applicable	0	Not Applicable	0	Not Applicable	0	0	Not Applicable	0	Not Applicable
1	See Above	-	23rd Avenue Overhead Bridge, #1001681	11/26/2019	11/26/2019	Not Applicable	Cloudy	Y	See Above	See Above	See Above	0	Not Applicable	0	Not Applicable	0	Not Applicable	0	Not Applicable	0	Not Applicable	0	Not Applicable	0	0	Not Applicable	0	Not Applicable
1	See Above	-	23rd Avenue Overhead Bridge, #1001681	11/27/2019	11/27/2019	Not Applicable	Partly Cloudy	Y	See Above	See Above	See Above	0	Not Applicable	0	Not Applicable	0	Not Applicable	0	Not Applicable	0	Not Applicable	0	Not Applicable	0	0	Not Applicable	0	Not Applicable
1	See Above	-	23rd Avenue Overhead Bridge, #1001681	12/2/2019	12/2/2019	Not Applicable	Cloudy	Y	See Above	See Above	See Above	0	Not Applicable	0	Not Applicable	0	Not Applicable	0	Not Applicable	0	Not Applicable	0	Not Applicable	0	0	Not Applicable	0	Not Applicable
1	See Above	-	23rd Avenue Overhead Bridge, #1001681	12/3/2019	12/3/2019	Not Applicable	Clear	N	See Above	See Above	See Above	0	Not Applicable	0	Not Applicable	0	Not Applicable	0	Not Applicable	0	Not Applicable	0	Not Applicable	0	0	Not Applicable	0	Not Applicable
1	See Above	-	23rd Avenue Overhead Bridge, #1001681	12/4/2019	12/4/2019	Not Applicable	Cloudy	Y	See Above	See Above	See Above	0	Not Applicable	0	Not Applicable	0	Not Applicable	0	Not Applicable	0	Not Applicable	0	Not Applicable	0	0	Not Applicable	0	Not Applicable
1	See Above	-	23rd Avenue Overhead Bridge, #1001681	12/6/2019	12/6/2019	Not Applicable	Clear	Y	See Above	See Above	See Above	0	Not Applicable	0	Not Applicable	0	Not Applicable	0	Not Applicable	0	Not Applicable	0	Not Applicable	0	0	Not Applicable	0	Not Applicable
1	See Above	-	23rd Avenue Overhead Bridge, #1001681	12/9/2019	12/9/2019	Not Applicable	Clear	N	See Above	See Above	See Above	0	Not Applicable	0	Not Applicable	0	Not Applicable	0	Not Applicable	0	Not Applicable	0	Not Applicable	0	0	Not Applicable	0	Not Applicable
1	See Above	-	23rd Avenue Overhead Bridge, #1001681	12/27/2019	12/27/2019	Not Applicable	Clear	N	See Above	See Above	See Above	0	Not Applicable	0	Not Applicable	0	Not Applicable	0	Not Applicable	0	Not Applicable	0	Not Applicable	0	0	Not Applicable	0	Not Applicable
1	See Above	-	23rd Avenue Overhead Bridge, #1001681	1/3/2020	1/3/2020	Not Applicable	Clear	N	See Above	See Above	See Above	0	Not Applicable	0	Not Applicable	0	Not Applicable	0	Not Applicable	0	Not Applicable	0	Not Applicable	0	0	Not Applicable	0	Not Applicable
1	See Above	-	23rd Avenue Overhead Bridge, #1001681	1/15/2020	1/15/2020	Not Applicable	Clear	N	See Above	See Above	See Above	0	Not Applicable	0	Not Applicable	0	Not Applicable	0	Not Applicable	0	Not Applicable	0	Not Applicable	0	0	Not Applicable	0	Not Applicable
1	See Above	-	23rd Avenue Overhead Bridge, #1001681	1/16/2020	1/16/2020	Not Applicable	Clear	Y	See Above	See Above	See Above	0	Not Applicable	0	Not Applicable	0	Not Applicable	0	Not Applicable	0	Not Applicable	0	Not Applicable	0	0	Not Applicable	0	Not Applicable
1	See Above	-	23rd Avenue Overhead Bridge, #1001681	1/20/2020	1/20/2020	Not Applicable	Clear	N	See Above	See Above	See Above	0	Not Applicable	0	Not Applicable	0	Not Applicable	0	Not Applicable	0	Not Applicable	0	Not Applicable	0	0	Not Applicable	0	Not Applicable

**City of Oakland
Summary of Construction Site Control Inspections
Public Projects
FY 2019-2020**

Enter "1" per inspection	Enter "1" for each site	Street Number	Site Name (Street Name)	Date			Weather	Rain & Runoff Y/N	Choose only one type below per site. Use data to complete Annual Report Form.			BMP Categories - Problems and Resolution (Resolution Options: Problem Fixed (immediately or within 10 days), Need More Time, Escalate Enforcement)							Illicit Discharge (R19)	Comments (Problem & Resolution))	Enforcement Level (R21)	Violation Corrected? (Y/N/TBD) & Date Correction Verified						
				First Inspection	Inspection Date	Site Fully Stabilized			Enter "1" for site if "High Priority" site disturbing <1 acre of soil requiring storm water runoff quality inspection	Enter "1" for site if disturbed >1 acre (CGP sites)	Enter "1" for the site if hillside avg slope ≥ 20% & amt of disturbed soil ≥ 5000sf & < 1 acre	Erosion (R13)	Sediment (R14)	Run-on & Runoff (R15)	Active Treatment (R16)	Site Mgt. (R17)	Non S/W Mgt (R18)	10 Days				30 Days						
1	See Above	-	23rd Avenue Overhead Bridge, #1001681	1/31/2020	1/31/2020	Not Applicable	Clear	N	See Above	See Above	See Above	0	Not Applicable	0	Not Applicable	0	Not Applicable	0	Not Applicable	0	Not Applicable	0	Not Applicable	0	0	Not Applicable	0	Not Applicable
1	See Above	-	23rd Avenue Overhead Bridge, #1001681	2/7/2019	2/7/2019	Not Applicable	Clear	N	See Above	See Above	See Above	0	Not Applicable	0	Not Applicable	0	Not Applicable	0	Not Applicable	0	Not Applicable	0	Not Applicable	0	0	Not Applicable	0	Not Applicable
1	See Above	-	23rd Avenue Overhead Bridge, #1001681	2/14/2020	2/14/2020	Not Applicable	Clear	N	See Above	See Above	See Above	0	Not Applicable	0	Not Applicable	0	Not Applicable	0	Not Applicable	0	Not Applicable	0	Not Applicable	0	0	Not Applicable	0	Not Applicable
1	See Above	-	23rd Avenue Overhead Bridge, #1001681	2/17/2020	2/17/2020	Not Applicable	Clear	N	See Above	See Above	See Above	0	Not Applicable	0	Not Applicable	0	Not Applicable	0	Not Applicable	0	Not Applicable	0	Not Applicable	0	0	Not Applicable	0	Not Applicable
1	See Above	-	23rd Avenue Overhead Bridge, #1001681	2/28/2020	2/28/2020	Not Applicable	Clear	N	See Above	See Above	See Above	0	Not Applicable	0	Not Applicable	0	Not Applicable	0	Not Applicable	0	Not Applicable	0	Not Applicable	0	0	Not Applicable	0	Not Applicable
1	See Above	-	23rd Avenue Overhead Bridge, #1001681	3/2/2020	3/2/2020	Not Applicable	Clear	N	See Above	See Above	See Above	0	Not Applicable	0	Not Applicable	0	Not Applicable	0	Not Applicable	0	Not Applicable	0	Not Applicable	0	0	Not Applicable	0	Not Applicable
1	See Above	-	23rd Avenue Overhead Bridge, #1001681	3/13/2020	3/13/2020	Not Applicable	Clear	Y	See Above	See Above	See Above	0	Not Applicable	0	Not Applicable	0	Not Applicable	0	Not Applicable	0	Not Applicable	0	Not Applicable	0	0	Not Applicable	0	Not Applicable
1	See Above	-	23rd Avenue Overhead Bridge, #1001681	3/16/2020	3/16/2020	Not Applicable	Cloudy	Y	See Above	See Above	See Above	0	Not Applicable	0	Not Applicable	0	Not Applicable	0	Not Applicable	0	Not Applicable	0	Not Applicable	0	0	Not Applicable	0	Not Applicable
1	See Above	-	23rd Avenue Overhead Bridge, #1001681	3/27/2020	3/27/2020	Not Applicable	Clear	Y	See Above	See Above	See Above	0	Not Applicable	0	Not Applicable	0	Not Applicable	0	Not Applicable	0	Not Applicable	0	Not Applicable	0	0	Not Applicable	0	Not Applicable

**City of Oakland
Summary of Construction Site Control Inspections
Public Projects
FY 2019-2020**

Enter "1" per inspection	Enter "1" for each site	Street Number	Site Name (Street Name)	Date			Weather	Rain & Runoff Y/N	Choose only one type below per site. Use data to complete Annual Report Form.			BMP Categories - Problems and Resolution (Resolution Options: Problem Fixed (immediately or within 10 days), Need More Time, Escalate Enforcement)							Illicit Discharge (R19)	Comments (Problem & Resolution))	Enforcement Level (R21)	Violation Corrected? (Y/N/TBD) & Date Correction Verified								
				First Inspection	Inspection Date	Site Fully Stabilized			Enter "1" for site if "High Priority" site disturbing <1 acre of soil requiring storm water runoff quality inspection	Enter "1" for site if disturbed >1 acre (CGP sites)	Enter "1" for the site if hillside avg slope ≥ 20% & amt of disturbed soil ≥ 5000sf & < 1 acre	Erosion (R13)	Sediment (R14)	Run-on & Runoff (R15)	Active Treatment (R16)	Site Mgt. (R17)	Non S/W Mgt (R18)	10 Days				30 Days								
1	See Above	-	23rd Avenue Overhead Bridge, #1001681	4/3/2020	4/3/2020	Not Applicable	Clear	Y	See Above	See Above	See Above	0	Not Applicable	0	Not Applicable	0	Not Applicable	0	Not Applicable	0	Not Applicable	0	Not Applicable	0	0	Not Applicable	0	Not Applicable	0	Not Applicable
1	See Above	-	23rd Avenue Overhead Bridge, #1001681	4/10/2020	4/10/2020	Not Applicable	Clear	Y	See Above	See Above	See Above	0	Not Applicable	0	Not Applicable	0	Not Applicable	0	Not Applicable	0	Not Applicable	0	Not Applicable	0	0	Not Applicable	0	Not Applicable	0	Not Applicable
1	See Above	-	23rd Avenue Overhead Bridge, #1001681	4/13/2020	4/13/2020	Not Applicable	Clear	N	See Above	See Above	See Above	0	Not Applicable	0	Not Applicable	0	Not Applicable	0	Not Applicable	0	Not Applicable	0	Not Applicable	0	0	Not Applicable	0	Not Applicable	0	Not Applicable
1	See Above	-	23rd Avenue Overhead Bridge, #1001681	4/24/2020	4/24/2020	Not Applicable	Clear	N	See Above	See Above	See Above	0	Not Applicable	0	Not Applicable	0	Not Applicable	0	Not Applicable	0	Not Applicable	0	Not Applicable	0	0	Not Applicable	0	Not Applicable	0	Not Applicable
1	See Above	-	23rd Avenue Overhead Bridge, #1001681	4/28/2020	4/28/2020	Not Applicable	Clear	N	See Above	See Above	See Above	0	Not Applicable	0	Not Applicable	0	Not Applicable	0	Not Applicable	0	Not Applicable	0	Not Applicable	0	0	Not Applicable	0	Not Applicable	0	Not Applicable
1	See Above	-	23rd Avenue Overhead Bridge, #1001681	5/8/2020	5/8/2020	Not Applicable	Clear	N	See Above	See Above	See Above	0	Not Applicable	0	Not Applicable	0	Not Applicable	0	Not Applicable	0	Not Applicable	0	Not Applicable	0	0	Not Applicable	0	Not Applicable	0	Not Applicable
1	See Above	-	23rd Avenue Overhead Bridge, #1001681	5/14/2020	5/14/2020	Not Applicable	Clear	N	See Above	See Above	See Above	0	Not Applicable	0	Not Applicable	0	Not Applicable	0	Not Applicable	0	Not Applicable	0	Not Applicable	0	0	Not Applicable	0	Not Applicable	0	Not Applicable
1	See Above	-	23rd Avenue Overhead Bridge, #1001681	5/20/2020	5/20/2020	Not Applicable	Clear	Y	See Above	See Above	See Above	0	Not Applicable	0	Not Applicable	0	Not Applicable	0	Not Applicable	0	Not Applicable	0	Not Applicable	0	0	Not Applicable	0	Not Applicable	0	Not Applicable
1	See Above	-	23rd Avenue Overhead Bridge, #1001681	5/27/2020	5/27/2020	Not Applicable	Clear	N	See Above	See Above	See Above	0	Not Applicable	0	Not Applicable	0	Not Applicable	0	Not Applicable	0	Not Applicable	0	Not Applicable	0	0	Not Applicable	0	Not Applicable	0	Not Applicable
1	See Above	-	23rd Avenue Overhead Bridge, #1001681	6/3/2020	6/3/2020	Not Applicable	Clear	N	See Above	See Above	See Above	0	Not Applicable	0	Not Applicable	0	Not Applicable	0	Not Applicable	0	Not Applicable	0	Not Applicable	0	0	Not Applicable	0	Not Applicable	0	Not Applicable
1	See Above	-	23rd Avenue Overhead Bridge, #1001681	6/8/2020	6/8/2020	Not Applicable	Clear	N	See Above	See Above	See Above	0	Not Applicable	0	Not Applicable	0	Not Applicable	0	Not Applicable	0	Not Applicable	0	Not Applicable	0	0	Not Applicable	0	Not Applicable	0	Not Applicable
1	See Above	-	23rd Avenue Overhead Bridge, #1001681	6/19/2020	6/19/2020	Not Applicable	Clear	N	See Above	See Above	See Above	0	Not Applicable	0	Not Applicable	0	Not Applicable	0	Not Applicable	0	Not Applicable	0	Not Applicable	0	0	Not Applicable	0	Not Applicable	0	Not Applicable
1	See Above	-	23rd Avenue Overhead Bridge, #1001681	6/23/2020	6/23/2020	Not Applicable	Clear	N	See Above	See Above	See Above	0	Not Applicable	0	Not Applicable	0	Not Applicable	0	Not Applicable	0	Not Applicable	0	Not Applicable	0	0	Not Applicable	0	Not Applicable	0	Not Applicable

**City of Oakland
Summary of Construction Site Control Inspections
Public Projects
FY 2019-2020**

Enter "1" per inspection	Enter "1" for each site	Street Number	Site Name (Street Name)	Date			Weather	Rain & Runoff Y/N	Choose only one type below per site. Use data to complete Annual Report Form.			BMP Categories - Problems and Resolution (Resolution Options: Problem Fixed (immediately or within 10 days), Need More Time, Escalate Enforcement)								Illicit Discharge (R19)	Comments (Problem & Resolution))	Enforcement Level (R21)	Violation Corrected? (Y/N/TBD) & Date Correction Verified						
				First Inspection	Inspection Date	Site Fully Stabilized			Enter "1" for site if "High Priority" site disturbing <1 acre of soil requiring storm water runoff quality inspection	Enter "1" for site if disturbed >1 acre (CGP sites)	Enter "1" for the site if hillside avg slope ≥ 20% & amnt of disturbed soil ≥ 5000sf & < 1 acre	Erosion (R13)	Sediment (R14)	Run-on & Runoff (R15)	Active Treatment (R16)	Site Mgt. (R17)	Non S/W Mgt (R18)	10 Days	30 Days										
1	1	-	MacArthur Blvd from High St. to Richards Rd. #478834	7/3/2019	7/3/2019	Not Applicable	Clear	N	0	1	0	0	Not Applicable	0	Not Applicable	0	Not Applicable	0	Not Applicable	0	Not Applicable	0	Not Applicable	No major problems identified during inspection.	0	0	Not Applicable	0	Not Applicable
1	See Above	-	MacArthur Blvd from High St. to Richards Rd. #478834	7/10/2019	7/10/2019	Not Applicable	Clear	N	See Above	See Above	See Above	0	Not Applicable	0	Not Applicable	0	Not Applicable	0	Not Applicable	0	Not Applicable	0	Not Applicable	Active Stockpile. Contractor was reminded to sweep the paved areas.	0	0	Not Applicable	0	Not Applicable
1	See Above	-	MacArthur Blvd from High St. to Richards Rd. #478834	7/18/2019	7/18/2019	Not Applicable	Clear	N	See Above	See Above	See Above	0	Not Applicable	0	Not Applicable	0	Not Applicable	0	Not Applicable	0	Not Applicable	0	Not Applicable	Active Stockpile. Rumble strips were in place at the staging yard entrance/exit. Inlets were protected. No problems identified during inspection.	0	0	Not Applicable	0	Not Applicable
1	See Above	-	MacArthur Blvd from High St. to Richards Rd. #478834	7/23/2019	7/23/2019	Not Applicable	Clear	N	See Above	See Above	See Above	0	Not Applicable	0	Not Applicable	0	Not Applicable	0	Not Applicable	0	Not Applicable	0	Not Applicable	Active Stockpile. Rumble strips were in place at the staging area entrance/exit. Inlets were protected. No problems identified during inspection.	0	0	Not Applicable	0	Not Applicable
1	See Above	-	MacArthur Blvd from High St. to Richards Rd. #478834	8/12/2019	8/12/2019	Not Applicable	Clear	N	See Above	See Above	See Above	0	Not Applicable	0	Not Applicable	0	Not Applicable	0	Not Applicable	0	Not Applicable	0	Not Applicable	Active Stockpile. Rumble strips were in place at the staging yard entrance/exit. Inlets were protected. No problems identified during inspection.	0	0	Not Applicable	0	Not Applicable
1	See Above	-	MacArthur Blvd from High St. to Richards Rd. #478834	8/19/2019	8/19/2019	Not Applicable	Clear	N	See Above	See Above	See Above	0	Not Applicable	0	Not Applicable	0	Not Applicable	0	Not Applicable	0	Not Applicable	0	Not Applicable	Active Stockpile. Rumble strips were in place at the staging yard entrance/exit. Inlets were protected. No problems identified during inspection.	0	0	Not Applicable	0	Not Applicable
1	See Above	-	MacArthur Blvd from High St. to Richards Rd. #478834	8/27/2019	8/26/2019	Not Applicable	Clear	N	See Above	See Above	See Above	0	Not Applicable	0	Not Applicable	0	Not Applicable	0	Not Applicable	0	Not Applicable	0	Not Applicable	Active Stockpile. Rumble strips were in place at the staging yard entrance/exit. Inlets were protected. No problems identified during inspection.	0	0	Not Applicable	0	Not Applicable
1	See Above	-	MacArthur Blvd from High St. to Richards Rd. #478834	9/3/2019	9/3/2019	Not Applicable	Clear	N	See Above	See Above	See Above	0	Not Applicable	0	Not Applicable	0	Not Applicable	0	Not Applicable	0	Not Applicable	0	Not Applicable	Contractor was reminded to remove the concrete waste and prepare for upcoming rainy season. No problems identified during inspection.	0	0	Not Applicable	0	Not Applicable
1	See Above	-	MacArthur Blvd from High St. to Richards Rd. #478834	9/9/2019	9/9/2019	Not Applicable	Clear	N	See Above	See Above	See Above	0	Not Applicable	0	Not Applicable	0	Not Applicable	1	Problem Fixed	0	Not Applicable	0	Not Applicable	Contractor removed all stock piles from staging yard. Contractor to implement WM-08 Concrete Waste Management.	1	1	Yes	0	Not Applicable
1	See Above	-	MacArthur Blvd from High St. to Richards Rd. #478834	9/19/2019	9/19/2019	Not Applicable	Clear	N	See Above	See Above	See Above	0	Not Applicable	0	Not Applicable	0	Not Applicable	0	Not Applicable	0	Not Applicable	0	Not Applicable	Contractor to implement WM-08 Concrete Waste Management.	0	0	not Applicable	0	Not Applicable
1	See Above	-	MacArthur Blvd from High St. to Richards Rd. #478834	10/1/2019	10/1/2019	Not Applicable	Clear	N	See Above	See Above	See Above	0	Not Applicable	0	Not Applicable	0	Not Applicable	0	Not Applicable	0	Not Applicable	0	Not Applicable	No problems identified during inspection. Corrective actions identified on 9/9/19 found resolved.	0	0	Not Applicable	0	Not Applicable
1	See Above	-	MacArthur Blvd from High St. to Richards Rd. #478834	10/8/2019	10/8/2019	Not Applicable	Clear	N	See Above	See Above	See Above	0	Not Applicable	0	Not Applicable	0	Not Applicable	0	Not Applicable	0	Not Applicable	0	Not Applicable	No problems identified during inspection. Contractor was reminded to sweep the paved areas and maintain DI protection as needed	0	0	Not Applicable	0	Not Applicable
1	See Above	-	MacArthur Blvd from High St. to Richards Rd. #478834	10/15/2019	10/15/2019	Not Applicable	Clear	N	See Above	See Above	See Above	0	Not Applicable	0	Not Applicable	0	Not Applicable	0	Not Applicable	0	Not Applicable	0	Not Applicable	No major problems identified during inspection. Contractor was reminded to cover and berm stock piles	0	0	Not Applicable	0	Not Applicable
1	See Above	-	MacArthur Blvd from High St. to Richards Rd. #478834	10/21/2019	10/21/2019	Not Applicable	Clear	N	See Above	See Above	See Above	0	Not Applicable	0	not Applicable	0	Not Applicable	0	Not Applicable	0	Not Applicable	0	Not Applicable	No major problems identified during inspection. Contractor was reminded to remove stock piles	0	0	Not Applicable	0	Not Applicable

**City of Oakland
Summary of Construction Site Control Inspections
Public Projects
FY 2019-2020**

Enter "1" per inspection	Enter "1" for each site	Street Number	Site Name (Street Name)	Date			Weather	Rain & Runoff Y/N	Choose only one type below per site. Use data to complete Annual Report Form.			BMP Categories - Problems and Resolution (Resolution Options: Problem Fixed (immediately or within 10 days), Need More Time, Escalate Enforcement)								Illicit Discharge (R19)	Comments (Problem & Resolution))	Enforcement Level (R21)	Violation Corrected? (Y/N/TBD) & Date Correction Verified						
				First Inspection	Inspection Date	Site Fully Stabilized			Enter "1" for site if "High Priority" site disturbing <1 acre of soil requiring storm water runoff quality inspection	Enter "1" for site if disturbed >1 acre (CGP sites)	Enter "1" for the site if hillside avg slope ≥ 20% & amnt of disturbed soil ≥ 5000sf & < 1 acre	Erosion (R13)	Sediment (R14)	Run-on & Runoff (R15)	Active Treatment (R16)	Site Mgt. (R17)	Non S/W Mgt (R18)	10 Days	30 Days										
1	See Above	-	MacArthur Blvd from High St. to Richards Rd. #478834	10/27/2019	10/27/2019	Not Applicable	Clear	N	See Above	See Above	See Above	0	Not Applicable	0	Not Applicable	0	Not Applicable	0	Not Applicable	0	Problem Fixed	0	Not Applicable	No major problems identified during inspection.	0	0	Not Applicable	0	Not Applicable
1	See Above	-	MacArthur Blvd from High St. to Richards Rd. #478834	11/5/2019	11/5/2019	Not Applicable	Clear	N	See Above	See Above	See Above	0	Not Applicable	0	Not Applicable	0	Not Applicable	0	Not Applicable	0	Not Applicable	0	Not Applicable	No major problems identified during inspection.	0	0	Not Applicable	0	Not Applicable
1	See Above	-	MacArthur Blvd from High St. to Richards Rd. #478834	11/11/2019	11/11/2019	Not Applicable	Clear	N	See Above	See Above	See Above	0	Not Applicable	0	Not Applicable	0	Not Applicable	0	Not Applicable	0	Not Applicable	0	Not Applicable	No major problems identified during inspection.	0	0	Not Applicable	0	Not Applicable
1	See Above	-	MacArthur Blvd from High St. to Richards Rd. #478834	11/15/2019	11/15/2019	Not Applicable	Clear	N	See Above	See Above	See Above	0	Not Applicable	0	Not Applicable	0	Not Applicable	0	Not Applicable	0	Not Applicable	0	Not Applicable	No problems identified during inspection. Contractor was reminded to cover and berm stock piles	0	0	Not Applicable	0	Not Applicable
1	See Above	-	MacArthur Blvd from High St. to Richards Rd. #478834	11/18/2019	11/18/2019	Not Applicable	Clear	N	See Above	See Above	See Above	0	Not Applicable	0	Not Applicable	0	Not Applicable	1	Problem Fixed	0	Not Applicable	0	Not Applicable	Contractor to implement WM-03 Stock Pile Management.	1	1	YES	0	Not Applicable
1	See Above	-	MacArthur Blvd from High St. to Richards Rd. #478834	11/25/2019	11/25/2019	Not Applicable	Cloudy	N	See Above	See Above	See Above	0	Not Applicable	0	Not Applicable	0	Not Applicable	0	Not Applicable	0	Not Applicable	0	Not Applicable	Contractor to implement WM-03 Stock Pile Management.	0	0	Not Applicable	0	Not Applicable
1	See Above	-	MacArthur Blvd from High St. to Richards Rd. #478834	11/27/2019	11/27/2019	Not Applicable	Rain	N	See Above	See Above	See Above	0	Not Applicable	0	Not Applicable	0	Not Applicable	0	Not Applicable	0	Not Applicable	0	Not Applicable	Contractor was reminded to cover the inactive stock pile. No major problem identified during storm event.	0	0	Not Applicable	0	Not Applicable
1	See Above	-	MacArthur Blvd from High St. to Richards Rd. #478834	12/2/2019	12/3/2019	Not Applicable	Rain	N	See Above	See Above	See Above	0	Not Applicable	0	Not Applicable	0	Not Applicable	0	Not Applicable	0	Not Applicable	0	Not Applicable	Contractor maintained the BMPs. No major problems identified during pre and post storm inspection. Contractor was reminded to sweep the paved areas. Rain was too light. Not enough water was flowing in the DI to perform sampling.	0	0	Not Applicable	0	Not Applicable
1	See Above	-	MacArthur Blvd from High St. to Richards Rd. #478834	12/9/2019	12/9/2019	Not Applicable	Cloudy	N	See Above	See Above	See Above	0	Not Applicable	0	Not Applicable	0	Not Applicable	0	Not Applicable	0	Not Applicable	0	Not Applicable	No major problems identified during pre-storm inspection. Contractor covered the stock piles.	0	0	Not Applicable	0	Not Applicable
1	See Above	-	MacArthur Blvd from High St. to Richards Rd. #478834	12/12/2019	12/13/2019	Not Applicable	Cloudy	N	See Above	See Above	See Above	0	Not Applicable	0	Not Applicable	0	Not Applicable	0	Not Applicable	0	Not Applicable	0	Not Applicable	No major problems identified during pre-storm and post-storm inspection.	0	0	Not Applicable	0	Not Applicable
1	See Above	-	MacArthur Blvd from High St. to Richards Rd. #478834	12/16/2019	12/16/2019	Not Applicable	Cloudy	N	See Above	See Above	See Above	0	Not Applicable	0	Not Applicable	0	Not Applicable	0	Not Applicable	0	Not Applicable	0	Not Applicable	No major problems identified during pre-storm inspection.	0	0	Not Applicable	0	Not Applicable
1	See Above	-	MacArthur Blvd from High St. to Richards Rd. #478834	12/18/2019	12/18/2019	Not Applicable	Cloudy	N	See Above	See Above	See Above	0	Not Applicable	0	Not Applicable	0	Not Applicable	0	Not Applicable	0	Not Applicable	0	Not Applicable	No major problems identified during post-storm inspection.	0	0	Not Applicable	0	Not Applicable
1	See Above	-	MacArthur Blvd from High St. to Richards Rd. #478834	12/23/2019	12/23/2019	Not Applicable	Cloudy	N	See Above	See Above	See Above	0	Not Applicable	0	Not Applicable	0	Not Applicable	0	Not Applicable	0	Not Applicable	0	Not Applicable	No major problems identified during pre-storm inspection.	0	0	Not Applicable	0	Not Applicable
1	See Above	-	MacArthur Blvd from High St. to Richards Rd. #478834	12/27/2019	12/27/2019	Not Applicable	Cloudy	N	See Above	See Above	See Above	0	Not Applicable	0	Not Applicable	0	Not Applicable	0	Not Applicable	0	Not Applicable	0	Not Applicable	No major problems identified during pre-storm inspection.	0	0	Not Applicable	0	Not Applicable
1	See Above	-	MacArthur Blvd from High St. to Richards Rd. #478834	1/7/2020	1/8/20	Not Applicable	Cloudy	N	See Above	See Above	See Above	0	Not Applicable	0	Not Applicable	0	Not Applicable	0	Not Applicable	0	Not Applicable	0	Not Applicable	No major problems identified during pre-storm and post storm inspection. Corrective actions identified on 11/18/19 found resolved.	0	0	Not Applicable	0	Not Applicable
1	See Above	-	MacArthur Blvd from High St. to Richards Rd. #478834	1/12/2020	1/13/2020	Not Applicable	Clear	N	See Above	See Above	See Above	0	Not Applicable	0	Not Applicable	0	Not Applicable	0	Not Applicable	0	Not Applicable	0	Not Applicable	No major problems identified during pre-storm and post storm inspection.	0	0	Not Applicable	0	Not Applicable

**City of Oakland
Summary of Construction Site Control Inspections
Public Projects
FY 2019-2020**

Enter "1" per inspection	Enter "1" for each site	Street Number	Site Name (Street Name)	Date			Weather	Rain & Runoff Y/N	Choose only one type below per site. Use data to complete Annual Report Form.			BMP Categories - Problems and Resolution (Resolution Options: Problem Fixed (immediately or within 10 days), Need More Time, Escalate Enforcement)						Illicit Discharge (R19)	Comments (Problem & Resolution))	Enforcement Level (R21)	Violation Corrected? (Y/N/TBD) & Date Correction Verified								
				First Inspection	Inspection Date	Site Fully Stabilized			Enter "1" for site if "High Priority" site disturbing <1 acre of soil requiring storm water runoff quality inspection	Enter "1" for site if disturbed >1 acre (CGP sites)	Enter "1" for the site if hillside avg slope ≥ 20% & amnt of disturbed soil ≥ 5000sf & < 1 acre	Erosion (R13)	Sediment (R14)	Run-on & Runoff (R15)	Active Treatment (R16)	Site Mgt. (R17)	Non S/W Mgt (R18)				10 Days	30 Days							
1	See Above	-	MacArthur Blvd from High St. to Richards Rd. #478834	1/16/2020	1/16/2020	Not Applicable	Rain	N	See Above	See Above	See Above	0	Not Applicable	0	Not Applicable	0	Not Applicable	0	Not Applicable	0	Not Applicable	0	Not Applicable	No major problems identified during storm event inspection.	0	0	Not Applicable	0	Not Applicable
1	See Above	-	MacArthur Blvd from High St. to Richards Rd. #478834	1/17/2020	1/17/2020	Not Applicable	Clear	N	See Above	See Above	See Above	0	Not Applicable	0	Not Applicable	0	Not Applicable	0	Not Applicable	0	Not Applicable	0	Not Applicable	Contractor was reminded to remove litter around the DI BMPs during post storm inspection	0	0	Not Applicable	0	Not Applicable
1	See Above	-	MacArthur Blvd from High St. to Richards Rd. #478834	1/21/2020	1/21/2020	Not Applicable	Rain	N	See Above	See Above	See Above	0	Not Applicable	0	Not Applicable	0	Not Applicable	0	Not Applicable	0	Not Applicable	0	Not Applicable	Contractor was reminded to remove debris around the DI BMPs and to sweep the track-out.	0	0	Not Applicable	0	Not Applicable
1	See Above	-	MacArthur Blvd from High St. to Richards Rd. #478834	1/23/2020	1/23/2020	Not Applicable	Cloudy	N	See Above	See Above	See Above	0	Not Applicable	0	Not Applicable	0	Not Applicable	0	Not Applicable	0	Not Applicable	0	Not Applicable	Contractor was reminded to close or j-hook the perimeter BMP around the stage yard and sweep the track-out during pre-storm inspection.	0	0	Not Applicable	0	Not Applicable
1	See Above	-	MacArthur Blvd from High St. to Richards Rd. #478834	1/27/2020	1/27/2020	Not Applicable	Cloudy	N	See Above	See Above	See Above	0	Not Applicable	0	Not Applicable	0	Not Applicable	0	Not Applicable	0	Not Applicable	0	Not Applicable	Contractor was reminded to reinstall BMP for one of the drainage inlets and sweep/clean track out.	0	0	Not Applicable	0	Not Applicable
1	See Above	-	MacArthur Blvd from High St. to Richards Rd. #478834	2/3/2020	2/3/2020	Not Applicable	Cloudy	N	See Above	See Above	See Above	0	Not Applicable	0	Not Applicable	0	Not Applicable	0	Not Applicable	0	Not Applicable	0	Not Applicable	No major problems identified during inspection.	0	0	Not Applicable	0	Not Applicable
1	See Above	-	MacArthur Blvd from High St. to Richards Rd. #478834	2/10/2020	2/10/2020	Not Applicable	Cloudy	N	See Above	See Above	See Above	0	Not Applicable	0	Not Applicable	0	Not Applicable	0	Not Applicable	0	Not Applicable	0	Not Applicable	No major problems identified during inspection.	0	0	Not Applicable	0	Not Applicable
1	See Above	-	MacArthur Blvd from High St. to Richards Rd. #478834	2/13/2020	2/13/2020	Not Applicable	Clear	N	See Above	See Above	See Above	0	Not Applicable	0	Not Applicable	0	Not Applicable	0	Not Applicable	0	Not Applicable	0	Not Applicable	No major problems identified during inspection. Provided reminder to cover and berm stock piles at the end of the day/during rain events.	0	0	Not Applicable	0	Not Applicable
1	See Above	-	MacArthur Blvd from High St. to Richards Rd. #478834	2/24/2020	2/24/2020	Not Applicable	Clear	N	See Above	See Above	See Above	0	Not Applicable	0	Not Applicable	0	Not Applicable	0	Not Applicable	0	Not Applicable	0	Not Applicable	No major problems identified during inspection.	0	0	Not Applicable	0	Not Applicable
1	See Above	-	MacArthur Blvd from High St. to Richards Rd. #478834	3/3/2020	3/3/2020	Not Applicable	Clear	N	See Above	See Above	See Above	0	Not Applicable	0	Not Applicable	0	Not Applicable	0	Not Applicable	0	Not Applicable	0	Not Applicable	No major problems identified during inspection. Provided reminder to sweep the trackout and cover the stockpiles at the end of the day/during rain events.	0	0	Not Applicable	0	Not Applicable
1	See Above	-	MacArthur Blvd from High St. to Richards Rd. #478834	3/10/2020	3/10/2020	Not Applicable	Clear	N	See Above	See Above	See Above	0	Not Applicable	0	Not Applicable	0	Not Applicable	0	Not Applicable	0	Not Applicable	0	Not Applicable	No major problems identified during pre storm inspection. Provided reminder to implement DI BMPs and cover the stockpiles at the end of the day/during rain events.	0	0	Not Applicable	0	Not Applicable
1	See Above	-	MacArthur Blvd from High St. to Richards Rd. #478834	3/16/2020	3/16/2020	Not Applicable	Cloudy	N	See Above	See Above	See Above	0	Not Applicable	0	Not Applicable	0	Not Applicable	0	Not Applicable	0	Not Applicable	0	Not Applicable	No major problems identified during storm inspection.	0	0	Not Applicable	0	Not Applicable
1	See Above	-	MacArthur Blvd from High St. to Richards Rd. #478834	3/18/2020	3/18/2020	Not Applicable	Clear	N	See Above	See Above	See Above	0	Not Applicable	0	Not Applicable	0	Not Applicable	0	Not Applicable	0	Not Applicable	0	Not Applicable	No major problems identified during post storm inspection.	0	0	Not Applicable	0	Not Applicable
1	See Above	-	MacArthur Blvd from High St. to Richards Rd. #478834	3/24/2020	3/24/2020	Not Applicable	Clear	N	See Above	See Above	See Above	0	Not Applicable	0	Not Applicable	0	Not Applicable	0	Not Applicable	0	Not Applicable	0	Not Applicable	No major problems identified during pre-storm and post-storm inspection. Provided reminder to sweep/clean track out.	0	0	Not Applicable	0	Not Applicable
1	See Above	-	MacArthur Blvd from High St. to Richards Rd. #478834	3/28/2020	3/28/2020	Not Applicable	Clear	N	See Above	See Above	See Above	0	Not Applicable	0	Not Applicable	0	Not Applicable	0	Not Applicable	0	Not Applicable	0	Not Applicable	No major problems identified during pre-storm inspection.	0	0	Not Applicable	0	Not Applicable
1	See Above	-	MacArthur Blvd from High St. to Richards Rd. #478834	4/1/2020	4/1/2020	Not Applicable	Clear	N	See Above	See Above	See Above	0	Not Applicable	0	Not Applicable	0	Not Applicable	0	Not Applicable	0	Not Applicable	0	Not Applicable	No major problems identified during inspection.	0	0	Not Applicable	0	Not Applicable

**City of Oakland
Summary of Construction Site Control Inspections
Public Projects
FY 2019-2020**

Enter "1" per inspection	Enter "1" for each site	Street Number	Site Name (Street Name)	Date			Weather	Rain & Runoff Y/N	Choose only one type below per site. Use data to complete Annual Report Form.			BMP Categories - Problems and Resolution (Resolution Options: Problem Fixed (immediately or within 10 days), Need More Time, Escalate Enforcement)										Illicit Discharge (R19)	Comments (Problem & Resolution)	Enforcement Level (R21)	Violation Corrected? (Y/N/TBD) & Date Correction Verified						
				First Inspection	Inspection Date	Site Fully Stabilized			Erosion (R13)	Sediment (R14)	Run-on & Runoff (R15)	Active Treatment (R16)	Site Mgt. (R17)	Non S/W Mgt (R18)	10 Days	30 Days															
																	Enter "1" for site if "High Priority" site disturbing <1 acre of soil requiring storm water runoff quality inspection	Enter "1" for site if disturbed >1 acre (CGP sites)	Enter "1" for the site if hillside avg slope ≥ 20% & amnt of disturbed soil ≥ 5000sf & < 1 acre												
1	See Above	-	MacArthur Blvd from High St. to Richards Rd. #478834	4/3/2020	4/3/2020	Not Applicable	Cloudy	N	See Above	See Above	See Above	0	Not Applicable	0	Not Applicable	0	Not Applicable	0	Not Applicable	0	Not Applicable	0	Not Applicable	0	Not Applicable	No major problems identified during pre-storm inspection.	0	0	Not Applicable	0	Not Applicable
1	See Above	-	MacArthur Blvd from High St. to Richards Rd. #478834	4/6/2020	4/6/2020	Not Applicable	Clear	N	See Above	See Above	See Above	0	Not Applicable	0	Not Applicable	0	Not Applicable	0	Not Applicable	0	Not Applicable	0	Not Applicable	0	Not Applicable	No major problems identified during storm inspection.	0	0	Not Applicable	0	Not Applicable
1	See Above	-	MacArthur Blvd from High St. to Richards Rd. #478834	4/29/2020	4/29/2020	Not Applicable	Clear	N	See Above	See Above	See Above	0	Not Applicable	0	Not Applicable	0	Not Applicable	0	Not Applicable	0	Not Applicable	0	Not Applicable	0	Not Applicable	No construction activity on site and no major problems identified during inspection.	0	0	Not Applicable	0	Not Applicable
1	See Above	-	MacArthur Blvd from High St. to Richards Rd. #478834	5/6/2020	5/6/2020	Not Applicable	Clear	N	See Above	See Above	See Above	0	Not Applicable	0	Not Applicable	0	Not Applicable	0	Not Applicable	0	Not Applicable	0	Not Applicable	0	Not Applicable	No major problems identified during inspection. Reminded to replace the DI BMPs and remove debris from around DI BMPs.	0	0	Not Applicable	0	Not Applicable
1	See Above	-	MacArthur Blvd from High St. to Richards Rd. #478834	5/8/2020	5/8/2020	Not Applicable	Clear	N	See Above	See Above	See Above	0	Not Applicable	0	Not Applicable	0	Not Applicable	0	Not Applicable	0	Not Applicable	0	Not Applicable	0	Not Applicable	No major problems identified during pre-storm inspection.	0	0	Not Applicable	0	Not Applicable
1	See Above	-	MacArthur Blvd from High St. to Richards Rd. #478834	5/14/2020	5/15/2020	Not Applicable	Clear	N	See Above	See Above	See Above	0	Not Applicable	0	Not Applicable	0	Not Applicable	0	Not Applicable	0	Not Applicable	0	Not Applicable	0	Not Applicable	No major problems identified during pre-storm inspection.	0	0	Not Applicable	0	Not Applicable
1	See Above	-	MacArthur Blvd from High St. to Richards Rd. #478834	5/18/2020	5/18/2020	Not Applicable	Clear	N	See Above	See Above	See Above	0	Not Applicable	0	Not Applicable	0	Not Applicable	0	Not Applicable	0	Not Applicable	0	Not Applicable	0	Not Applicable	No major problems identified during storm inspection.	0	0	Not Applicable	0	Not Applicable
1	See Above	-	MacArthur Blvd from High St. to Richards Rd. #478834	5/27/2020	5/27/2020	Not Applicable	Clear	N	See Above	See Above	See Above	0	Not Applicable	0	Not Applicable	0	Not Applicable	0	Not Applicable	0	Not Applicable	0	Not Applicable	0	Not Applicable	No construction activity on site and no major problems identified during inspection.	0	0	Not Applicable	0	Not Applicable
1	See Above	-	MacArthur Blvd from High St. to Richards Rd. #478834	6/2/2020	6/2/2020	Not Applicable	Clear	N	See Above	See Above	See Above	0	Not Applicable	0	Not Applicable	0	Not Applicable	0	Not Applicable	0	Not Applicable	0	Not Applicable	0	Not Applicable	No construction activity on site and no major problems identified during inspection.	0	0	Not Applicable	0	Not Applicable
1	See Above	-	MacArthur Blvd from High St. to Richards Rd. #478834	6/8/2020	6/8/2020	Not Applicable	Clear	N	See Above	See Above	See Above	0	Not Applicable	0	Not Applicable	0	Not Applicable	0	Not Applicable	0	Not Applicable	0	Not Applicable	0	Not Applicable	No construction activity on site and no major problems identified during inspection.	0	0	Not Applicable	0	Not Applicable
1	See Above	-	MacArthur Blvd from High St. to Richards Rd. #478834	6/15/2020	6/15/2020	Not Applicable	Clear	N	See Above	See Above	See Above	0	Not Applicable	0	Not Applicable	0	Not Applicable	0	Not Applicable	0	Not Applicable	0	Not Applicable	0	Not Applicable	No construction activity on site and no major problems identified during inspection.	0	0	Not Applicable	0	Not Applicable
1	See Above	-	MacArthur Blvd from High St. to Richards Rd. #478834	6/23/2020	6/23/2020	Not Applicable	Clear	N	See Above	See Above	See Above	0	Not Applicable	0	Not Applicable	0	Not Applicable	0	Not Applicable	0	Not Applicable	0	Not Applicable	0	Not Applicable	No construction activity on site and no major problems identified during inspection.	0	0	Not Applicable	0	Not Applicable
1	See Above	-	MacArthur Blvd from High St. to Richards Rd. #478834	6/29/2020	6/29/2020	Not Applicable	Clear	N	See Above	See Above	See Above	0	Not Applicable	0	Not Applicable	0	Not Applicable	0	Not Applicable	0	Not Applicable	0	Not Applicable	0	Not Applicable	No construction activity on site and no major problems identified during inspection.	0	0	YES	0	Not Applicable
1	1	-	7th Street West Oakland Transit Village Streetscape, Phase II #1001035	7/3/2019	7/3/2019	7/3/2019	Fair	N	See Above	1	See Above	0	Not Applicable	0	Not Applicable	0	Not Applicable	0	Not Applicable	1	Not Applicable	0	Not Applicable	0	Not Applicable	Instructed contractor to cover material in storage area	1	1	7/3/2019	0	Not Applicable
1	See Above	-	7th Street West Oakland Transit Village Streetscape, Phase II #1001035	7/18/2019	7/18/2019	7/18/2019	Fair	N	See Above	See Above	See Above	0	Not Applicable	1	Not Applicable	0	Not Applicable	0	Not Applicable	1	Not Applicable	0	Not Applicable	0	Not Applicable	Improve dust control during excavation and offhauling operations	1	1	7/19/2019	0	Not Applicable
1	See Above	-	7th Street West Oakland Transit Village Streetscape, Phase II #1001035	7/19/2019	7/19/2019	7/19/2019	Fair	N	See Above	See Above	See Above	0	Not Applicable	0	Not Applicable	0	Not Applicable	0	Not Applicable	1	Not Applicable	0	Not Applicable	0	Not Applicable	Oakland Public Works Drainage Division on site to remove debris from inside inlets at 7th and Campbell, leftover from RV parked at corner	1	1	7/19/2019	0	Not Applicable

**City of Oakland
Summary of Construction Site Control Inspections
Public Projects
FY 2019-2020**

Enter "1" per inspection	Enter "1" for each site	Street Number	Site Name (Street Name)	Date			Weather	Rain & Runoff Y/N	Choose only one type below per site. Use data to complete Annual Report Form.			BMP Categories - Problems and Resolution (Resolution Options: Problem Fixed (immediately or within 10 days), Need More Time, Escalate Enforcement)						Illicit Discharge (R19)	Comments (Problem & Resolution))	Enforcement Level (R21)	Violation Corrected? (Y/N/TBD) & Date Correction Verified								
				First Inspection	Inspection Date	Site Fully Stabilized			Enter "1" for site if "High Priority" site disturbing <1 acre of soil requiring storm water runoff quality inspection	Enter "1" for site if disturbed >1 acre (CGP sites)	Enter "1" for the site if hillside avg slope ≥ 20% & amnt of disturbed soil ≥ 5000sf & < 1 acre	Erosion (R13)	Sediment (R14)	Run-on & Runoff (R15)	Active Treatment (R16)	Site Mgt. (R17)	Non S/W Mgt (R18)				10 Days	30 Days							
1	See Above	-	7th Street West Oakland Transit Village Streetscape, Phase II #1001035	8/28/2019	8/28/2019	8/28/2019	Partly Cloudy	N	See Above	See Above	See Above	0	Not Applicable	0	Not Applicable	0	Not Applicable	0	Not Applicable	0	Not Applicable	0	Not Applicable	No Rain thru the month	0	0	Not Applicable	0	Not Applicable
1	See Above	-	7th Street West Oakland Transit Village Streetscape, Phase II #1001035	9/16/2019	9/16/2019	9/16/2019	Shower	N	See Above	See Above	See Above	0	Not Applicable	0	Not Applicable	0	Not Applicable	0	Not Applicable	0	Not Applicable	0	Not Applicable	Shower, not measurable at worksite	0	0	Not Applicable	0	Not Applicable
1	See Above	-	7th Street West Oakland Transit Village Streetscape, Phase II #1001035	10/30/2019	10/30/2019	10/30/2019	Clear	N	See Above	See Above	See Above	0	Not Applicable	0	Not Applicable	0	Not Applicable	0	Not Applicable	0	Not Applicable	0	Not Applicable	No Rain thru the month	0	0	Not Applicable	0	Not Applicable
1	See Above	-	7th Street West Oakland Transit Village Streetscape, Phase II #1001035	11/14/2019	11/14/2019	11/14/2019	Cloudy	N	See Above	See Above	See Above	0	Not Applicable	0	Not Applicable	0	Not Applicable	0	Not Applicable	0	Not Applicable	0	Not Applicable	No Ongoing work	0	0	Not Applicable	0	Not Applicable
1	See Above	-	7th Street West Oakland Transit Village Streetscape, Phase II #1001035	11/27/2019	11/27/2019	11/27/2019	Cloudy, .90"	Y	See Above	See Above	See Above	0	Not Applicable	0	Not Applicable	0	Not Applicable	0	Not Applicable	0	Not Applicable	0	Not Applicable	Rain forecasted, No ongoing work	0	0	Not Applicable	0	Not Applicable
1	See Above	-	7th Street West Oakland Transit Village Streetscape, Phase II #1001035	12/1/2019	12/1/2019	12/1/2019	Cloudy, .20"	Y	See Above	See Above	See Above	0	Not Applicable	0	Not Applicable	0	Not Applicable	0	Not Applicable	0	Not Applicable	0	Not Applicable	Rain, No Ongoin work	0	0	Not Applicable	0	Not Applicable
1	See Above	-	7th Street West Oakland Transit Village Streetscape, Phase II #1001035	12/16/2019	12/16/2019	12/16/2019	Partly Cloudy	N	See Above	See Above	See Above	0	Not Applicable	0	Not Applicable	0	Not Applicable	0	Not Applicable	0	Not Applicable	0	Not Applicable	Several days of rain, more rain forecasted, No ongoing work	0	0	Not Applicable	0	Not Applicable
1	See Above	-	7th Street West Oakland Transit Village Streetscape, Phase II #1001035	1/6/2020	1/6/2020	1/6/2020	Clear	N	See Above	See Above	See Above	0	Not Applicable	0	Not Applicable	0	Not Applicable	1	Not Applicable	0	Not Applicable	0	Not Applicable	Back to work at 7th & Peralta, reminded to procatice good houskeeping, and implement BMPs	1	1	Not Applicable	0	Not Applicable
1	See Above	-	7th Street West Oakland Transit Village Streetscape, Phase II #1001035	1/13/2020	1/13/2020	1/13/2020	Cloudy	N	See Above	See Above	See Above	0	Not Applicable	0	Not Applicable	0	Not Applicable	0	Not Applicable	0	Not Applicable	0	Not Applicable	Probable rain durign week	0	0	Not Applicable	0	Not Applicable
1	See Above	-	7th Street West Oakland Transit Village Streetscape, Phase II #1001035	2/26/2020	2/26/2020	2/26/2020	Clear	N	See Above	See Above	See Above	0	Not Applicable	0	Not Applicable	0	Not Applicable	0	Not Applicable	0	Not Applicable	0	Not Applicable	No Rain thru the month	0	0	Not Applicable	0	Not Applicable
1	See Above	-	7th Street West Oakland Transit Village Streetscape, Phase II #1001035	3/16/2020	3/16/2020	3/16/2020	Cloudy, .50"	Y	See Above	See Above	See Above	0	Not Applicable	0	Not Applicable	0	Not Applicable	0	Not Applicable	0	Not Applicable	0	Not Applicable	Rain thru week, No Ongoing work	0	0	Not Applicable	0	Not Applicable
1	See Above	-	7th Street West Oakland Transit Village Streetscape, Phase II #1001035	4/3/2020	4/3/2020	4/3/2020	Partly Cloudy	N	See Above	See Above	See Above	0	Not Applicable	0	Not Applicable	0	Not Applicable	1	Not Applicable	0	Not Applicable	0	Not Applicable	Rain forecasted, maintain site before rain before weekend	1	1	Not Applicable	0	Not Applicable
1	See Above	-	7th Street West Oakland Transit Village Streetscape, Phase II #1001035	5/4/2020	5/4/2020	5/4/2020	Partly Cloudy	N	See Above	See Above	See Above	0	Not Applicable	0	Not Applicable	0	Not Applicable	0	Not Applicable	0	Not Applicable	0	Not Applicable	No Ongoing work	0	0	Not Applicable	0	Not Applicable

**City of Oakland
Summary of Construction Site Control Inspections
Public Projects
FY 2019-2020**

Enter "1" per inspection	Enter "1" for each site	Street Number	Site Name (Street Name)	Date			Weather	Rain & Runoff Y/N	Choose only one type below per site. Use data to complete Annual Report Form.			BMP Categories - Problems and Resolution (Resolution Options: Problem Fixed (immediately or within 10 days), Need More Time, Escalate Enforcement)							Illicit Discharge (R19)	Comments (Problem & Resolution))	Enforcement Level (R21)	Violation Corrected? (Y/N/TBD) & Date Correction Verified								
				First Inspection	Inspection Date	Site Fully Stabilized			Enter "1" for site if "High Priority" site disturbing <1 acre of soil requiring storm water runoff quality inspection	Enter "1" for site if disturbed >1 acre (CGP sites)	Enter "1" for the site if hillside avg slope ≥ 20% & amnt of disturbed soil ≥ 5000sf & < 1 acre	Erosion (R13)	Sediment (R14)	Run-on & Runoff (R15)	Active Treatment (R16)	Site Mgt. (R17)	Non S/W Mgt (R18)	10 Days				30 Days								
1	See Above	-	7th Street West Oakland Transit Village Streetscape, Phase II #1001035	6/1/2020	6/1/2020	6/1/2020	Clear	N	See Above	See Above	See Above	0	Not Applicable	0	Not Applicable	0	Not Applicable	0	Not Applicable	0	Not Applicable	0	Not Applicable	No Ongoing work	0	0	Not Applicable	0	Not Applicable	
1	See Above	-	7th Street West Oakland Transit Village Streetscape, Phase II #1001035	6/30/2020	6/30/2020	6/30/2020	Clear	N	See Above	See Above	See Above	0	Not Applicable	0	Not Applicable	0	Not Applicable	0	Not Applicable	0	Not Applicable	0	Not Applicable	No Ongoing work	0	0	Not Applicable	0	Not Applicable	
TOTAL Inspections:	TOTAL Sites:																													
121	3							TOTALS	1	2	0			1	0		0		7		0			Total Enforcement Actions	7					

EC Violations:
 SC Violations:
 R&R Violations:
 AT Violations:
 SM Violations:
 NS Violations:
 ID Violations:

Total discrete violations:

For all violations, percentage in each category: %
 %
 %
 %
 %
 %
 %

Corrected in 30 days: Timely corrections Corrected in 30 days

For all violations, percentages corrected as follows: % %

# Enforcement Level 1 inspections	7
# Enforcement Level 2 inspections	0
# Enforcement Level 3 inspections	0
Total Enforcement Actions	7

ATTACHMENT C.7.1

City of Oakland

Photo of Labeled Storm Drain

Inlet FY 2019-2020



ATTACHMENT C.7.2

City of Oakland

School Age Outreach

Summary FY 2019-2020

**Attachment C.7.2 - City of Oakland
School Age Outreach
FY 2019-2020**

Date	Name	Group	Type (Field/classroom)	# of Participants	Grade Level	Outreach Focus
July 2019	Lake Merritt Institute	YouthWorks	Class & field	11	Mixed high school	Watershed awareness activites
August 2019	Lake Merritt Institute	Monclair Elementary	Class & field	21	Grade Level	Watershed awareness activites
August 2019	Lake Merritt Institute	Holynames University	Class & field	50	Mixed college	Watershed awareness activites
September 2019	Lake Merritt Institute	Monclair Elementary	Class & field	22	Grade Level	Watershed awareness activites
October 2019	Lake Merritt Institute	Laney College	Class & field	8	Mixed college	Watershed awareness activites
October 2019	Lake Merritt Institute	St. Paul Middle	Class & field	14	Middle school	Watershed awareness activites
November 2019	Lake Merritt Institute	Irvington High school	Class & field	10	High school	Watershed awareness activites
December 2019	Lake Merritt Institute	St. Paul elementary	Class & field	14	Elementary school	Watershed awareness activites
January 2020	Lake Merritt Institute	EDJY	Class & field	12	Middle school	Watershed awareness activites
January 2020	Lake Merritt Institute	Park Day	Class & field	15	Middle school	Watershed awareness activites
February 2020	Lake Merritt Institute	San Leandro High	Class & field	8	High school	Watershed awareness activites
February 2020	Lake Merritt Institute	Oakland High	Class & field	10	High school	Watershed awareness activites
March 2020	Lake Merritt Institute	Boy Scouts of America	Class & field	15	Mixed Middle school	Watershed awareness activites
April 2020	Quarantine					Watershed awareness activites
May 2020	Quarantine					Watershed awareness activites
June 2020	Quarantine					Watershed awareness activites
TOTAL				210		

ATTACHMENT C.9.1

Oakland City Council Resolution 59482

OAKLAND CITY COUNCIL

59482

RESOLUTION No. _____ C.M.S.

INTRODUCED BY COUNCILMAN _____

TAL

RESOLUTION ADOPTING POLICIES REGARDING USE OF
CHEMICAL PESTICIDES BY CITY DEPARTMENTS TO
CONTROL UNWANTED PLANT GROWTH, FUNGI AND INSECTS

* * * * *

WHEREAS, the City Council established a Committee of citizens and City staff to study the use and effects of pesticides to control the pest population; and

WHEREAS, the Committee has completed its study of the issues and has developed a series of policies regulating the use of pesticides to control unwanted plant growth, fungi and insects; now therefore, be it

RESOLVED: that City departments, shall, to the fullest extent possible, adopt and implement Integrated Pest Management (IPM) techniques and methods as standard operating procedure to approach pest problems, and employ a combination of control strategies, placing major reliance on those with the least wanted impacts; and be it

FURTHER RESOLVED: that City departments shall consider pest maintenance techniques and use of resistant vegetation to reduce pesticide and other maintenance techniques in the process of planning future parks and replacing vegetation in existing facilities; and be it

FURTHER RESOLVED: that the use of chemical pesticides shall be minimized as much as possible and shall be considered only as a last resort to more environmentally sound alternatives such as cultural and manual pest controls; that the amount and types of chemical pesticides stored and used shall be kept to a minimum; that departments shall develop, maintain and update a list of approved chemicals to be made available to the public; that under no circumstance shall any chemical pesticide be applied in amounts other than those for which it is registered and approved; and be it

FURTHER RESOLVED: that City staff shall keep detailed records of all chemical applications administered by City staff or contractors engaged by the City with such records available for public inspection and reviewed periodically by staff to ensure compliance with relevant rules and regulations; that City departments which employ the use of chemicals shall maintain records of pest-related complaints; and be it

FURTHER RESOLVED: that all City employees engaged in the application of chemical pesticides shall be trained and certified, and provided with adequate supervision and proper safety equipment; and be it

FURTHER RESOLVED: that prior posting of all pesticide applications shall be provided to the public in the form of thirty days advance notice for regular seasonal spraying programs and same day notification for minor or unscheduled applications where notice shall remain for a reasonable period after completion so that the public will be aware of a chemical application in the area; and be it

FURTHER RESOLVED: that community participation shall be sought for the purpose of developing alternatives to chemical pesticides and that City departments will hold public meetings at the community's request to develop options to deal with the pest population and weed problems by means other than chemical pesticides; and be it

FURTHER RESOLVED: that public agencies in Oakland shall be requested to cooperate by adhering to these policies; and be it

FURTHER RESOLVED: that the Committee to study pesticides shall review techniques applied by departments and their contractors in City owned structures for development of a series of recommendations relating to the matter.

103103

LA DEPARTMENT OF
HEALTH & HUMAN SERVICES
DIVISION OF PESTICIDES

*
*
*
*
*
*
*
*
*
*

IN COUNCIL, OAKLAND, CALIF., FEB 3 1981, 19

PASSED BY THE FOLLOWING VOTE:

AYES — ENG, GIBSON, GILMORE, MOORE, OGAWA, RILES, SPEES, SUTTER
AND PRESIDENT WILSON — 8

NOES — NONE

ABSENT — COUNCIL MEMBER GILMORE, - 1

ABSTENTIONS — NONE

ATTACHMENT C.9.2

Oakland City Council Resolution 73968

OAKLAND CITY COUNCIL

RESOLUTION NO. 73968 C. M. S.

REVISED

INTRODUCED BY COUNCILMEMBER _____



RESOLUTION ADOPTING INTEGRATED PEST MANAGEMENT POLICIES FOR THE CITY OF OAKLAND

WHEREAS, the City recognizes that population levels of certain plants, insects, plant pathogens, vertebrates, and other pests may create a nuisance or threaten the public health and safety, and therefore need to be controlled; and

WHEREAS, the City recognizes that the use of pesticides can present a potential hazard to the citizens of Oakland, City staff and the environment, now therefore be it

RESOLVED: That City departments shall, to the fullest extent possible, adopt and implement Integrated Pest Management (IPM) techniques and methods as standard operating procedures to manage pest problems; and be it

FURTHER RESOLVED: That, effective January 1, 1998, pesticides shall not be used in or on City owned property or facilities, except as specifically exempted by this resolution; and be it

FURTHER RESOLVED: That the only exemptions to the ban on pesticides established herein are as follows:

1. In those instances where the use of pesticides is required to preserve and/or protect human health and safety;
2. The use of swimming pool chemicals, disinfectants, and other antimicrobials;
3. The use of pesticidal soaps, insect growth regulators, microbials, botanicals, synthetic pyrethroids, horticultural oils, and insecticidal bait stations;
4. At municipal golf courses (signage shall be provided warning golfers of the pesticides used, the location, and date of application);
5. At municipal putting and lawn bowling greens (with signage as per 4. above);
6. At the Morcom Rose Garden (with signage as per 4. above);
7. For weed control in the construction of new landscaping and ballfields (with signage as per 4. above);
8. In sports fields, to control gophers, moles, and ground squirrels;
9. In the Oakland Museum of California, to protect museum artifacts, artworks, and collections;

- 10. Around fire hydrants in selected areas where weed growth threatens to obscure them;
- 11. On public streets and rights-of-way maintained by the Public Works Agency; and be it

FURTHER RESOLVED: That exemption 1 above shall only apply to situations that conform to guidelines established by the Alameda County Health Agency, and that herbicide usage is not exempted by exemption 6 above; and be it

FURTHER RESOLVED: That when the use of any pesticide is determined to be necessary, the least hazardous effective available pesticide will be used; and be it

FURTHER RESOLVED: That category 1 pesticides shall not be used on any City property except for the use of aluminum phosphide on sports fields for vertebrate control; and be it

FURTHER RESOLVED: That only pesticides that are approved and registered with the Environmental Protection Agency and by the State of California will be used; and be it

FURTHER RESOLVED: That if contractors are used to apply pesticides, they must be licensed by the State of California as Pest Control Operators; and be it

FURTHER RESOLVED: That public notification of pesticide use be done through signage of areas being treated, marker dyes in sprays, and public education programs; and be it

FURTHER RESOLVED: That City employees are not to bring pesticides from home for use on City property. This includes pesticides that are packaged for home use; and be it

FURTHER RESOLVED: That each City agency have a person designated to be responsible for coordinating pest control issues; and be it

FURTHER RESOLVED: That the Citizens' IPM Advisory Committee shall continue to advise the City Council on pest control practices.

IN COUNCIL, OAKLAND, CALIFORNIA, DEC 16 1997, 19__

PASSED BY THE FOLLOWING VOTE:

AYES- BRUNNER, CHANG, DE LA FUENTE, MILEY, NADEL, REID, RUSSO, SPEES AND
PRESIDENT HARRIS - 9

NOES- None

ABSENT- None

ABSTENTION- None

ATTEST: Ceda Floyd
CEDA FLOYD
City Clerk and Clerk of the Council
of the City of Oakland, California

ATTACHMENT C.9.3

Oakland City Council Resolution 76254

OAKLAND CITY COUNCIL

RESOLUTION NO. 76254 C. M. S.

INTRODUCED BY COUNCILMEMBER _____

MAF

RESOLUTION AUTHORIZING A LIMITED EXEMPTION TO THE INTEGRATED PEST MANAGEMENT POLICY TO USE HERBICIDES ON LANDSCAPED STREET MEDIANS

WHEREAS, in 1997 City Council approved the implementation of a comprehensive Integrated Pest Management (IPM) policy and passed Resolution No. 73968 C.M.S. that prohibited the use of pesticides on City property except as specifically exempted; and

WHEREAS, the Office of Parks and Recreation maintains landscaping in parks, open space, and landscaped street medians; and

WHEREAS, landscaped street medians are typically designed as long and narrow landscaped areas with minimal public use; and

WHEREAS, landscaped street medians are potentially dangerous places for employees performing landscape maintenance work due to erratic and speeding drivers; and

WHEREAS, the closure of certain traffic lanes in order to allow City employees to perform landscape maintenance safely and efficiently causes traffic delays and congestion along major streets; and

WHEREAS, the disadvantages of using gasoline powered string mowers to cut down weeds on street medians outweighs the advantages; and

WHEREAS, the manual removal of weeds is a time consuming and costly method of controlling weed growth that diverts staff resources away from park maintenance activities that are a direct service to the public; now therefore be it

RESOLVED: That the Oakland City Council hereby grants a limited exemption to the Integrated Pest Management policy by allowing limited herbicide use on landscaped street medians to control weeds and undesirable plants; and be it

FURTHER RESOLVED: That the Office of the City Attorney has approved this resolution as to form and legality, and a copy will be on file in the Office of the City Clerk.

I hereby certify that the foregoing is a full, true and correct copy of a Resolution passed by the City Council of the City of Oakland on JAN 30 2001

CEDA FLOYD
City Clerk and Clerk of the Council

Per Onetha Middleton Deputy

ATTACHMENT C.9.4

City of Oakland

Contractor IPM Certification(s) or Equivalent



GREENPRO

Eco-Effective Pest Control

Presenting this certificate of excellence to

Omega Termite Control, Inc.

in acknowledgment of your continuing efforts toward professional excellence and environmental awareness in the pest management industry. You have met the GreenPro testing requirements for eco-effective pest control.

A handwritten signature in blue ink that reads 'Andrew DeWitt'.

official signature



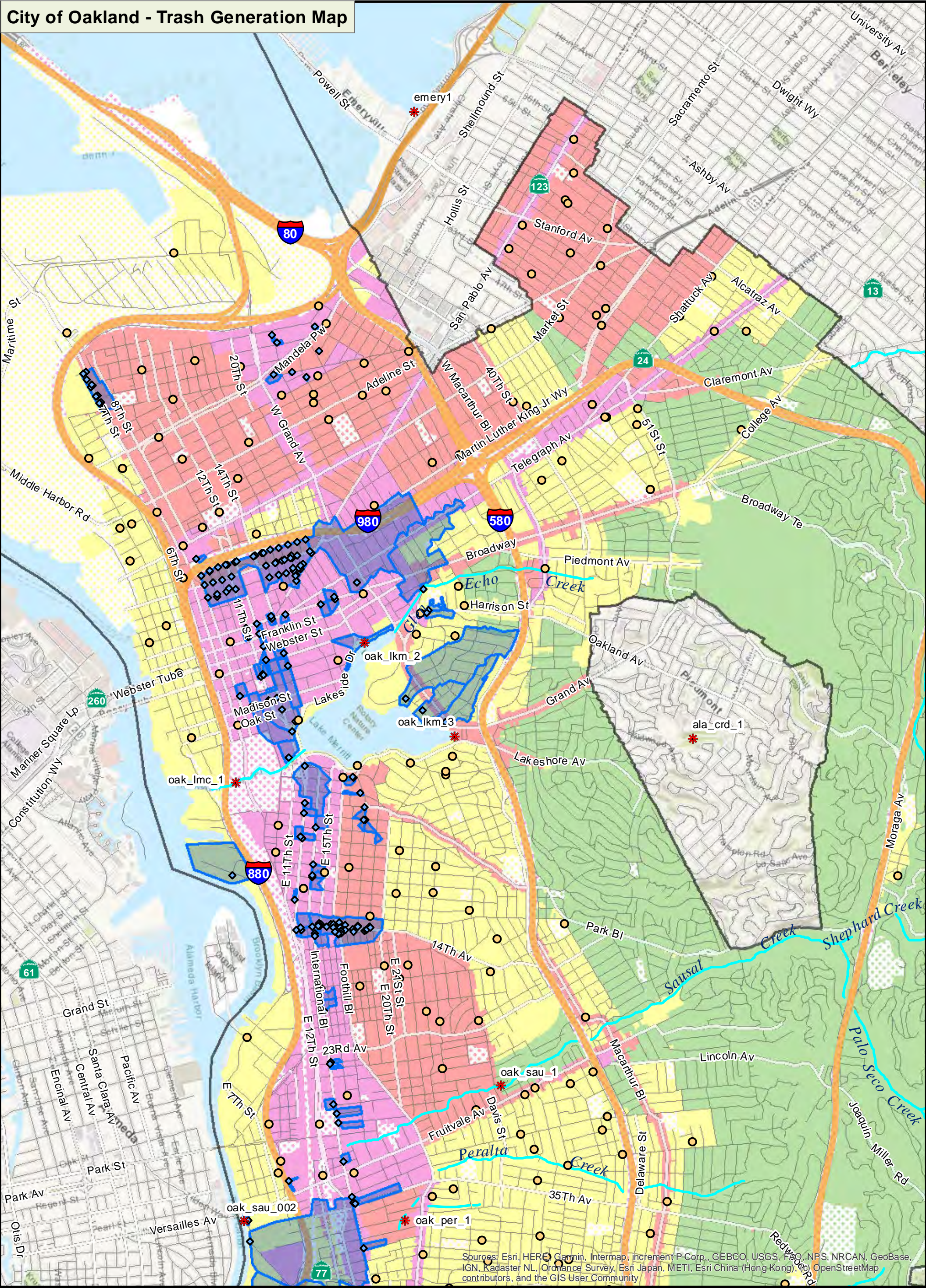
ATTACHMENT C.10.1

City of Oakland Full Trash Capture

Maps

FY 2019-2020

City of Oakland - Trash Generation Map



Trash Generation Category

- Low
- Moderate
- High
- Very High

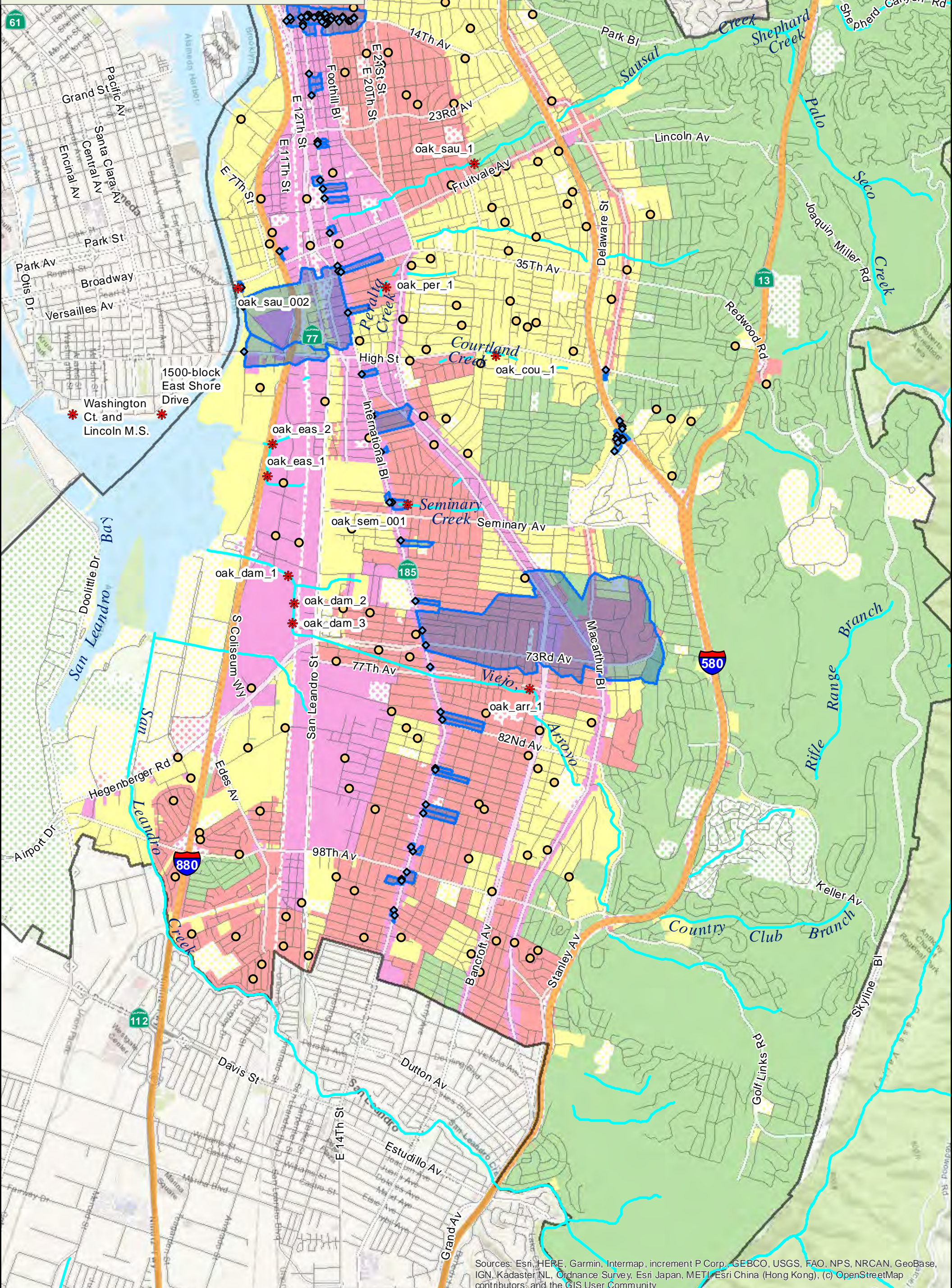
- On-Land Visual Assessment Site
- Creek/Shoreline Hotspot
- Full-Capture Location
- Full Trash Capture
- Non-Jurisdictional (Dot color = Generation Category)

- Street
- Freeway
- Agency Boundary
- Creek



Sources: Esri, HERE, Garmin, Intermap, increment P Corp., GEBCO, USGS, FAO, NPS, NRCAN, GeoBase, IGN, Kadaster NL, Ordnance Survey, Esri Japan, METI, Esri China (Hong Kong), Swisstopo, Mapbox Contributors, and the GIS User Community

City of Oakland - Trash Generation Map



Sources: Esri, HERE, Garmin, Intermap, increment P Corp., GEBCO, USGS, FAO, NPS, NRCAN, GeoBase, IGN, Kadaster NL, Ordnance Survey, Esri Japan, METI, Esri China (Hong Kong), (c) OpenStreetMap contributors, and the GIS User Community

Trash Generation Category

- Low
- Moderate
- High
- Very High

- On-Land Visual Assessment Site
- Creek/Shoreline Hotspot
- Full-Capture Location
- Full Trash Capture
- Non-Jurisdictional (Dot color = Generation Category)

- Street
- Freeway
- Agency Boundary
- Creek



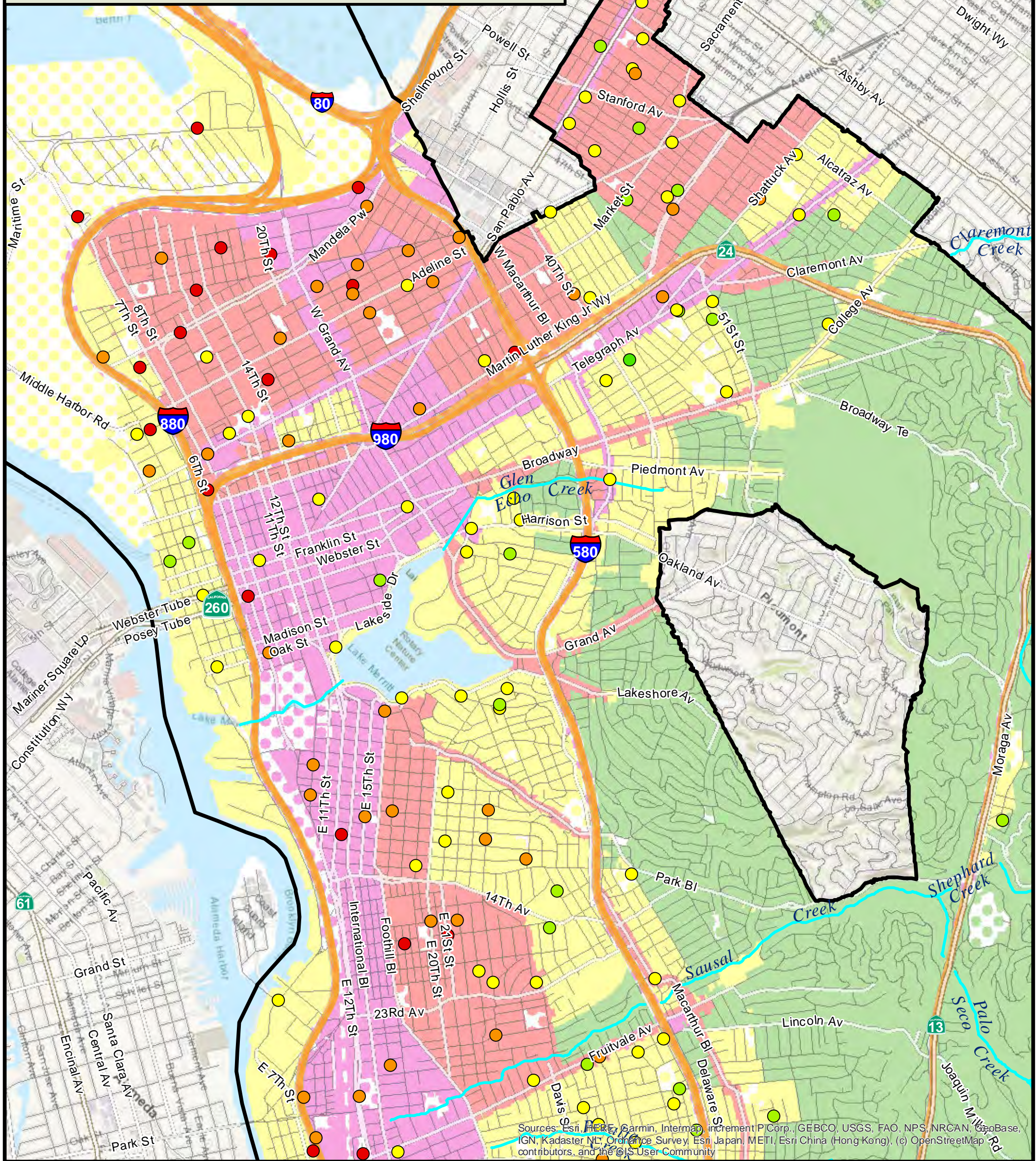
ATTACHMENT C.10.2

City of Oakland

On-Land Visual Trash Assessment Maps

FY 2019-2020

City of Oakland North - Assessment Results Map



Sources: Esri, HERE, Garmin, Intermap, increment P Corp., GEBCO, USGS, FAO, NPS, NRCAN, GeoBase, IGN, Kadaster NL, Ordnance Survey, Esri Japan, METI, Esri China (Hong Kong), (c) OpenStreetMap contributors, and the GIS User Community

Legend

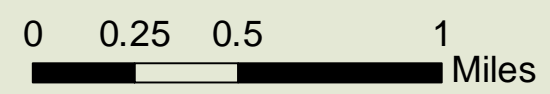
Trash Generation Category

- Low
- Moderate
- High
- Very High
- Non-Jurisdictional (Dot color = Generation Category)

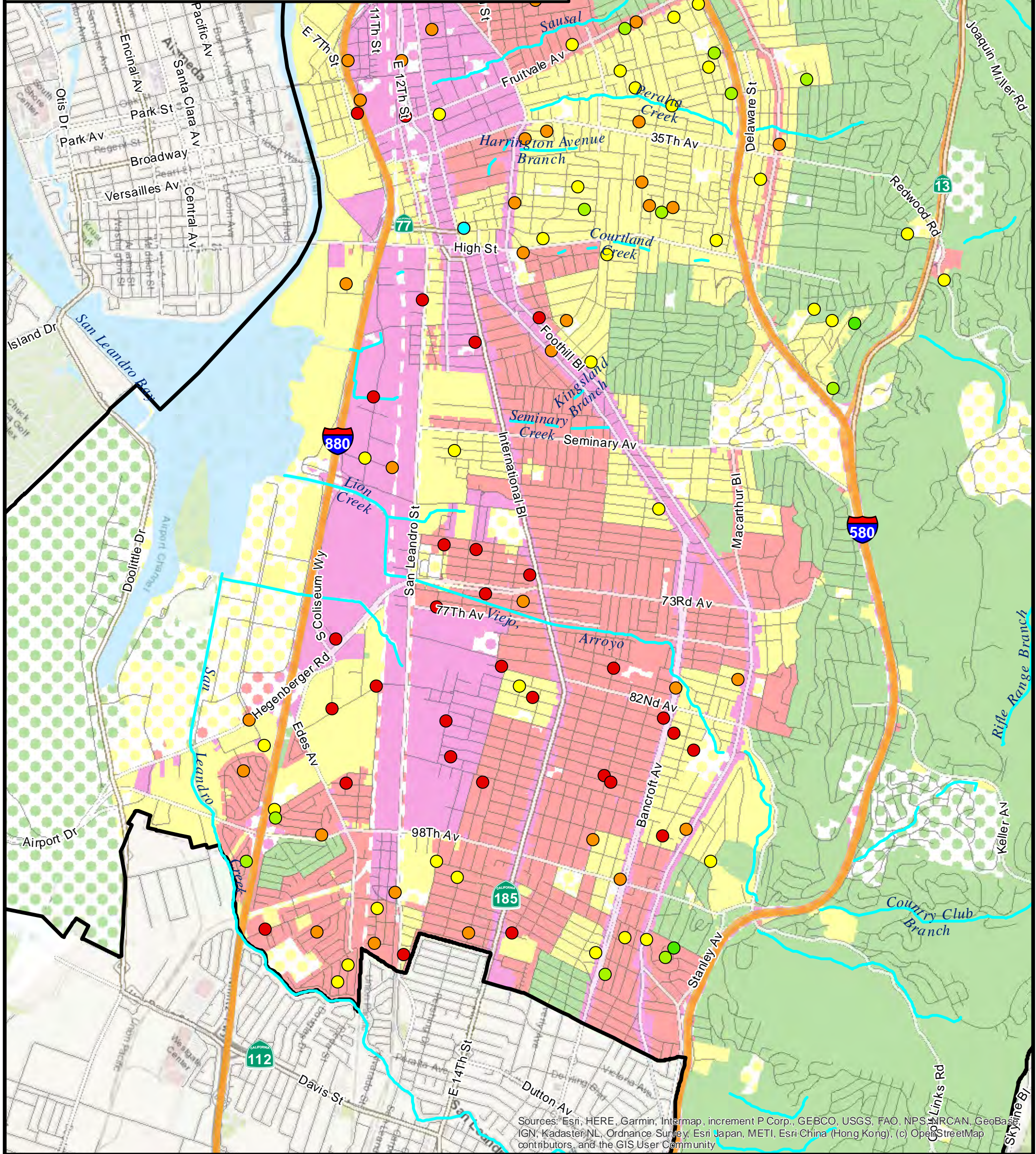
On-Land Visual Trash Assessment Results

- Low
- Low/Moderate
- Moderate
- Moderate/High
- High
- High/Very High
- Very High

- Streets
- Freeway
- Creeks



City of Oakland South - Assessment Results Map



Sources: Esri, HERE, Garmin, Intermap, increment P Corp., GEBCO, USGS, FAO, NPS, NRCAN, GeoBase, IGN, Kadaster NL, Ordnance Survey, Esri Japan, METI, Esri China (Hong Kong), (c) OpenStreetMap contributors, and the GIS User Community

Legend

Trash Generation Category

- Low
- Moderate
- High
- Very High
- Non-Jurisdictional
(Dot color = Generation Category)

On-Land Visual Trash Assessment Results

- Low
- Low/Moderate
- Moderate
- Moderate/High
- High
- High/Very High
- Very High

- Streets
- Freeway
- Creeks



ATTACHMENT C.10.3

City of Oakland Summary of Cleanups Used for Creek and

Shoreline Offset

FY 2019-2020

Summary of Cleanups Used for Creek and Shoreline Offset

In FY 2019-2020 the City continued to use the approved volunteer trash removal rate (11.6 gallons/per hour) that was developed and submitted to the Water Board in FY 2018-2019. The volume data (gallons) directly reported by volunteers is shown in cells with gray shading. All other volume data (gallons) was calculated using the approved volunteer trash removal rate (11.6 gallons/per hour) for events that have only reported volunteer hours. This approach provides a more accurate accounting of the total volume of trash removed from the City's volunteer cleanup program.

Table 1: Adopt a Creek Volunteer Totals

Creek or Waterway	Location	No. of events	Date or Frequency	Trash removed (Gallons)
Arroyo Viejo Creek	78th Ave., 79th Ave., 1500 block; Ash, Alder, & Holly at 88th Ave.	48	1x/week	4320
Arroyo Viejo Creek	Arroyo Viejo Park	2	Jun-14-20	180
Arroyo Viejo Creek	Arroyo Viejo Park	1	Aug-26-19	2250
Arroyo Viejo Creek	Golf Links Road	30	1x/week	870
Arroyo Viejo Creek	Oakland Zoo, Arroyo Viejo Creek	5	monthly	300
Arroyo Viejo Creek	Oakland Zoo, Arroyo Viejo Creek	1	Jul-20-19	210
Arroyo Viejo Creek	Oakland Zoo, Arroyo Viejo Creek	1	Aug-17-19	30
Arroyo Viejo Creek	Oakland Zoo, Arroyo Viejo Creek	1	Feb-15 -20	30
Arroyo Viejo Creek	Plymouth St & Arroyo Viejo Creek	7	Jun-1-20	315
Arroyo Viejo Creek	Skyline Frontage Rd from Grass Valley Rd to Knowland Park gate	20	1x/week	1860
Chimes Creek	Chimes Creek by Lunholm Ave and Oakdale Ave	1	May-11-20	30
Courtland Creek	Courtland Creek (Courtland Ave & Fairfax St)	192	4x week	2227.2
Courtland Creek	Courtland Creek at Redding	336	7x week	3897.6
Courtland Creek	Fairfax Ave from High St to Ygnacio Ave	1	Jan-4-20	300
Elmhurst Creek	75th Ave/San Leando Street to 92nd Ave and International Blvd.	3	3x/year	14337.6
Glen Echo Creek	3504 Richmond Blvd	24	2x/month	360
Glen Echo Creek	Broadway at 30th	24	2x/month	360
Glen Echo Creek	Glen Echo Park	24	2x month	360
Glen Echo Creek	Oak Glen Park	48	4x month	360
Harwood Creek	Garber Park	24	2x month	360

Horseshoe Creek	Leona Lodge	1	11/29/2019	720
Horseshoe Creek	Mountain Blvd, Leona St and Rusting	48	1x/week	3340.8
Horseshoe Creek (Lion Creek)	York Trail Head- Mtn Blvd on -ramp	12	1x/month	1113.6
Lake Merritt	550 El Embarcadero, Oakland, Ca.	64	2x/week	6240
Lake Merritt	Channel Park	24	2x month	8352
Lake Merritt	Lake Merritt	1	8/18/2019	240
Lake Merritt	Lake Merritt	1	7/12/2019	1200
Lake Merritt	Lake Merritt	1	7/14/2019	30
Lake Merritt	Lake Merritt various locations	30	6/15 -6/30	1500
Lake Merritt	Lake Merritt; Grand Lakeside	12	1x/month	556.8
Lake Merritt	Lakeshore @ Longridge	13	monthly	690
Lake Merritt	Lakeshore Ave Parkland	1	Jul-19-19	420
Lake Merritt	Lakeside Park	48	1x week	1113.6
Lake Merritt	Moraga and Mountain	48	weekly	1113.6
Lake Merritt	Pittman Green at Lake Merritt	48	1x week	2227.2
Lake Merritt	Rotary Nature Center 600 Bellevue Ave 94610	1	3/14/2020	139.2
Lake Merritt	Lake Merritt Pergola to East Lake Park	96	2x/week	2227.2
Lion Creek	Lion Creek Crossings, Lion Creek	12	1x month	5011
Lion Creek	Mills College	12	1x month	360
Oakland Estuary	Glascock Street and Derby Ave	12	1x/month	556.8
Oakland Estuary	Jack London Aquatic Center	1	Feb-15 -20	90
Oakland Estuary	Jack London Square Estuary	19	2x/month	810
Oakland Estuary	Jingletown	1	Jan-20-20	420
Oakland Estuary	Martin Luther King, Jr. Regional Shoreline Park	1	Jul-20-19	900
Oakland Estuary	Sausal Creek mouth, Jingletown	96	2x week	8640
Oakland Estuary	Union Point Park	48	weekly	7200
Peralta Creek	2465 34th Ave (Peralta Hacienda Historical Park)	24	2x/month	1440
Peralta Creek	35th & Delaware art garden	24	2x/month	2160
Peralta Creek	35th Ave., MacArthur - Kansas	96	2x/week	8640
Peralta Creek	Foothill Blvd & Bridge Ave	78	1-2x/week	4320
Peralta Creek	Fruitvale Plaza Park	48	weekly	7200
Peralta Creek	Midvale & Georgia	48	1x/week	1113.6

Peralta Creek	Peralta Creek at Peralta Hacienda Park	12	1x month	2088
Peralta Creek	35th Ave between Quigley St and Redding	1	Jul-07-19	15
Peralta Creek	35th Ave between Quigley St and Redding	1	Jul-31-19	22.5
Peralta Creek	Josie De La Cruz Rec. Ctr	1	Jan-22-20	60
Peralta Creek, Sausal Creek	Fruitvale neighborhood	24	2x/month	3340.8
Redwood Creek	Redwood Rd turnout between Moraga and Chabot entrance	12	1x/month	417.6
Rifle Range Branch	Skyline Blvd	1	12-Oct	165
San Leandro Creek	105th Ave at Edes St	96	2x/week	3541.5
Sausal Creek	3860 Hanly Rd	2	10/5 & 10/6/2019	2088
Sausal Creek	Dimond Park, Fruitvale and Lyman	12	1x/month	1800
Sausal Creek	Dimond Park, Fruitvale and Lyman	12	1x/month	3897.6
Sausal Creek	Josie De La Cruz Rec. Ctr	11	1x/month	660
Sausal Creek	Melrose Library	18	2-3x/month	417.6
Sausal Creek, Peralta Creek	Noel Gallo - Oakland City Council District 5 - Clean Streets = Safe Streets	104	2x/week	227328
Sausal Creek	Peroly Court	96	2x/week	2227.2
Sausal Creek	Sausal Creek watershed - various locations	145	3x/week	2002
Sausal Creek	Dimond District (Dimond Improvement Association)	23	20-Apr	2250
Sausal Creek	Dimond Library	1	Sep-27-19	30
Sausal Creek	Glenview Neighborhood area	1	Nov-13-19	1380
Sausal Creek	Moraga and Mountain	96	2x/week	10836
Sausal Creek, Peralta Creek	Fruitvale District	1	Jan-11-20	60
Shepherd Creek	5884 Escher Drive	1	8/18/2019	60
Temescal Creek	5437 Claremont Ave	48	weekly	2222
Temescal Creek	FROG Park, Temescal Greenway	1	7/15/2019	60
Temescal Creek	Temescal Rockridge Greenbelt	12	1x/month	1670.4
Temescal Creek	Tunnel Road & Caldecott Lane, Oakland, CA 94618	18	2x/week	1044
Temescal Creek	North Oakland Sports Field	15	July - Nov 2019	390
	Total Events	2,443	Total Trash Removed (gallons)	383,116

Table 2. Citywide Events Volunteer Totals

Event	# of Volunteers	Total Hours	Total Gallons
Earth Day 2020 total	0	0	0
creek/shoreline portion	0	0	0
Creek to Bay Day 2019 total	2,170	7,182	99,510
creek/shoreline portion	1,751	5,537	26,190
Martin Luther King Jr Day 2020	1,378	2,547	24,020
creek/shoreline portion	1,378	2,547	24,020
TOTALs	3,548	9,729	123,530
Creek & Shoreline Portion	3,129	8,084	50,210

Table 3. Additional Cleanups at Trash Hot Spot Sites Volunteer Totals

Trash Hot Spot Site No.	Hot Spot site location	Creek	Date of cleanup	No. of events	Trash removed (gallons)
1	Arroyo Viejo Park	Arroyo Viejo Creek	monthly	8	93
2	Barry Place	Sausal Creek	monthly	8	240
3	Cesar Chavez Park	Peralta Creek	8/18/2019	1	600
3	Cesar Chavez Park	Peralta Creek	11/15/2019	2	600
4	Courtland Creek Park	Courtland Creek	weekly	48	2,227
8 & 9	East Creek Slough	East Creek Slough	weekly	52	603
10	Fruitvale Bridge Park	Sausal Creek	weekly	8	960*
11 & 12	Lake Merritt (2 sites)	Lake Merritt	weekly	96	43,050
13	Lake Merritt Channel	Lake Merritt	2x/month	46	7,200
1, 3, 4 & Alternate site	Arroyo Viejo Park, Cesar Chavez Park, Courtland Creek Park & Rainbow Rec Center	Arroyo Viejo, Courtland, Peralta & Seminary Creek	1x/week	20	6,030
Totals				289	60,643

*This number represents trash removal at this site for July and August only. In the fall of 2019, the site was occupied by homeless individuals and volunteers were unable to continue cleanup efforts.

ATTACHMENT C.10.4

City of Oakland

Direct Discharge Plan Progress

Report FY 2019-2020

CITY OF OAKLAND DIRECT TRASH DISCHARGE CONTROL REPORT

Fiscal Year 2019-20



September 15, 2020

TABLE OF CONTENTS

Section 1: Introduction	1
Section 2: Background	2
2.1 City of Oakland.....	2
2.2 Direct Discharge Trash Pathway.....	2
2.2.1 Homeless Encampments.....	3
2.2.2 Illegal Dumping.....	3
2.3 Direct Trash Discharge Control Plan.....	4
Section 3: Homeless Encampment Trash Controls	5
3.1 Prevention and Support STRATEGIES and Programs	5
3.1.1 Shelter Crisis Declaration	5
3.1.2 Permanent Access to Housing Strategy	6
3.1.3 Housing and Homeless Assistance	8
3.1.4 Keep Oakland Housed.....	8
3.1.5 Additional Prevention and Support Efforts.....	9
3.2 Homeless Encampment Management	9
3.2.1 Homeless Encampment Task Force.....	10
3.2.2 Homeless Encampment Management Policy	10
3.2.3 Trash and Debris Removal.....	10
Section 4: Illegal Dumping Trash Controls	11
4.1 Agency Coordination.....	11
4.2 Eradication	11
4.3 Physical Deterrence	12
4.4 Enforcement.....	12
4.5 Education	13
4.6 Bulky Pickup Service.....	15
Section 5: Monitoring And Reporting	16
5.1 Homeless Individuals	16
5.2 Homeless Services	16
5.2.1 Homeless Shelters	18
5.2.2 Community Cabins	18
5.2.3 Sanitation and Garbage Services	19
5.3 Homeless Encampment Abatements.....	20

5.4	Illegal Dumping Enforcement	21
5.5	Illegal Dumping Deterrence.....	22
5.6	Trash Volume Controlled	22
5.6.1	Homeless Encampments.....	22
5.6.2	Illegal Dumping.....	25
5.6.3	Total Trash Volumes Removed	28
5.7	Bulky Trash Collection	29
Section 6: Assessment of Receiving Water Conditions.....		31
Section 7: Funding and Planned Actions.....		35
7.1	Fiscal Year 2020-2021 Budget.....	35
7.2	Planned Actions	35
Section 8: Trash Reduction Offset.....		37

ATTACHMENTS

- 1 - City of Oakland Direct Discharge Work Plan Approval Letter**
- 2 - City of Oakland Resolution 88038**
- 3 - Homeless Encampment Cleanup Schedule**
- 4 - Homeless Encampment Cleanup Heat Map FY 2018-19**

LIST OF TABLES

Table 1. Jurisdictional and Non-jurisdictional Land Areas in the City of Oakland by Land Use Class.	2
Table 2. Number of Homeless Individuals and Shelter Status in Oakland and Alameda County in 2017 and 2019.	16
Table 3. Homeless Encampment Abatements by Fiscal Year, City of Oakland.	20
Table 4. Illegal Dumping Citations and Fines in the City of Oakland.	21
Table 5. Volumes of Trash Removed from Homeless Encampments by the City of Oakland, FYs 2015-16, 2017-18, 2018-19, and 2019-2020.	22
Table 6. Illegal Dumping Abatement Totals FYs 2012-13 through 2019-20.	25
Table 7. Gallons of Trash Removed via City of Oakland Homeless Encampment and Illegal Dumping Cleanup Efforts in Fiscal Years 2017-2018, 2018-2019 and 2019-2020.	28
Table 8. Quantity of Trash Collected at Bulk Block Party Events in the City of Oakland, FY 2019-20.	30
Table 9. Assessment Results for Trash Receiving Water Monitoring Conducted During the 2018 and 2019 at Five Targeted Sites Within City of Oakland.	33
Table 10. Assessment Results for Trash Receiving Water Monitoring Conducted During Three Sample Events in 2018 and 2019 at Outfall 56 and Two Sample Events in 2018 at the Glen Echo boon at Lake Merritt, Oakland.	34
Table 11. FY 2019-2020 Trash Load Reduction Data Summary, City of Oakland.	37

LIST OF FIGURES

Figure 1. City-funded Homeless Services in FY 2019-20.	18
Figure 2. Community Cabin (Tuff Shed) Site Located Near Lake Merritt. (Source: Patch.com)	19
Figure 3. Homeless Encampment Sanitation Site Managed by the City of Oakland.	20
Figure 4. Homeless Encampment Clean-up	21
Figure 5. City of Oakland Homeless Encampment Cleanup Locations, FY 2019-20.	23
Figure 6. Density of City of Oakland Homeless Encampment Cleanups, FY 2019-20.	24
Figure 7. City of Oakland Illegal Dumping Cleanup Locations, Fiscal Year 2019-20.	26
Figure 8. Density of City of Oakland Illegal Dumping Trash Removal Locations, Fiscal Year 2019-20.	27
Figure 9. Volume of Trash Removed in the City of Oakland in Fiscal Years 2017-18, 2018-19, and 2019-2020 by Source and Proximity to Waterways (i.e., within 500' and outside (500'+) of a waterway)..	29

SECTION 1: INTRODUCTION

The purpose of this Direct Trash Discharge Control Report (Direct Discharge Report) is to provide an update on the progress that the City of Oakland (City) has made on the implementation of its Direct Discharge Trash Control Program (Direct Discharge Program), which is designed to reduce the impacts of trash from homeless encampments and illegal dumping into local creeks, lakes and the San Francisco Bay. The trash control measures implemented by the City as part of the Direct Discharge Program are described in its Direct Discharge Control Plan (Direct Discharge Plan) dated February 2019. Information provided in this Direct Discharge Report is focused on the efforts made by the City during Fiscal Year (FY) 2019-20.

The information contained within this report supports the City's 15% trash load reduction offset included in its FY 2019-20 Annual Report and claimed in accordance with the Provision C.10.e.ii of the San Francisco Bay Regional Water Quality Control Board (Regional Water Board) Municipal Regional Stormwater National Pollutant Discharge Elimination System Permit (NPDES Permit No. CAS612008, Order No. R2-2015-0049) (MRP). The MRP allows Permittees to offset part of Provision C.10.a trash load percent reduction requirements by implementing a comprehensive plan, approved by the Executive Officer to control direct discharges of trash to receiving waters from non-storm drain system sources. The Provision sets a maximum of 15% offset credit. MRP Provision C.10.f.ix. requires that Permittees claiming a C.10.e.ii offset include the following with their annual report:

- A summary description of control actions;
- Receiving water assessment results;
- Quantification of trash volume controlled;
- Assessment of resulting improvements in receiving water condition; and
- The claimed offset and documentation of information used in the C.10.e.i formula.

This Direct Discharge Report fulfills these requirements and is structured as follows:

- **Section 2** provides background information on the City and the regulatory context of the Direct Discharge Program.
- **Section 3** provides a summary description of the City's homelessness prevention and support programs and the City's efforts to manage and control trash and debris associated with homeless encampments.
- **Section 4** provides a summary description of the City's efforts to prevent and control illegal dumping.
- **Section 5** quantifies the results of the City's efforts to prevent, control, and remove trash associated with homeless encampments and illegal dumping.
- **Section 6** includes an initial assessment of improvements to receiving waters resulting from the City's control efforts.
- **Section 7** presents the City's funding and planned actions for the Direct Discharge program in FY 2020-21 and beyond.
- **Section 8** presents the claimed trash reduction offset and supporting information.

SECTION 2: BACKGROUND

2.1 CITY OF OAKLAND

Incorporated in 1852, the City of Oakland covers 36,749 acres in Alameda County. Of this land area, 27,926 acres are considered jurisdictional areas that are subject to trash load reduction requirements included in the MRP.

According to the 2010 Census, Oakland has a population of 390,724, with a population density of 7,004 people per square mile and an average household size of 2.49.¹ Oakland's demographics include: 21.3% under the age of 18, 9.3% between the ages of 18 and 24, 33.1% between the ages of 25 and 44, 25.2% between the ages of 45 and 65, and 11.1% older than 65 years of age. The median household income of Oakland residents in 2010 was \$49,721, with 18.7% of living in poverty.

There are seven primary land use categories within the City. A summary of the land uses within Oakland as depicted by the Association of Bay Area Governments' (ABAG) land use data layer (2005)² is provided in Table 1.

Table 1. Jurisdictional and Non-jurisdictional Land Areas in the City of Oakland by Land Use Class.

Land Use Category	Jurisdictional Area (Acres)	% of Jurisdictional Area
Commercial and Services	1,545	5.4%
Industrial	2,239	7.9%
Residential	16,767	59.0%
Retail	1,318	4.6%
K-12 Schools	810	2.8%
Urban Parks	602	2.1%
Other	5,143	18.1%

2.2 DIRECT DISCHARGE TRASH PATHWAY

Trash is transported to local creeks, Lake Merritt, and the San Francisco Bay through a number of different pathways, including the City's municipal separate storm sewer system (MS4). Pathways other than the City's MS4 include wind blowing trash directly to waterways, trash located near creeks, and trash left behind or dumped at homeless encampments in or near waterways. These non-MS4 pathways are collectively named "direct discharges." The two pathways that are addressed via the City's Direct Discharge Program are illegal dumping and homeless encampments. Background information on these direct discharge pathways was provided in the Direct Discharge Plan and is also described below. Additional information on the actions that the City is taking to address trash from the MS4 pathway via its Long-Term Trash

¹ A new census will be completed in 2020. According to the California Department of Finance (<http://www.dof.ca.gov/Forecasting/Demographics/Estimates/E-1/>), the City of Oakland population as of January 2019 was 432,897, which is an 11% growth from 2010.

² ABAG (Association of Bay Area Governments). 2005. Bay Area Land Use Geographical Information Systems Data Layer.

Load Reduction Plan is included in Section C.10 of its FY 2018-19 Annual Report to the Regional Water Board.

2.2.1 Homeless Encampments

The homeless epidemic is a crisis for Oakland, the entire Bay Area, and every major city along the West Coast. According to the 2017 Alameda County Homeless Census and Survey Comprehensive Report³ the unsheltered population in the City increased by 30% between 2015 and 2017. As discussed further in Section 5.1, according to the 2019 Census there was an additional 47% increase between 2017 and 2019.

Trash generated at, or dumped near, homeless encampments accumulates due to limited or nonexistent sanitation and debris services. This unmanaged trash can lead to discharges to storm drains and directly to waterways. The Regional Water Board recognized the impacts that homelessness is having on water quality when they adopted *Resolution No. R2-2015-0024 (Actions to Address the Adverse Water Quality Impacts of Homeless Encampments)* in 2015. The resolution encourages local agencies to undertake efforts to eliminate and prevent adverse water quality impacts from homeless encampments, and finds that discharges or dumping of trash and human waste from homeless encampments poses a significant threat to water quality and public health. The resolution also identifies the need for clear and measurable goals for protecting and restoring water quality and acknowledges that the problem of trash and human waste discharges from homeless encampments is entwined with complex and challenging societal issues, including poverty, the Bay Area's high cost of living, under-employment and unemployment.

The trash control measures that the City is implementing to address water quality impacts associated with trash from homeless encampments is discussed in Section 5.

2.2.2 Illegal Dumping

Oakland has a severe, well-documented problem with illegal dumping throughout the City. As described in the Direct Discharge Plan, Oakland Public Works Department (OPW) spends approximately \$5.5 million on eradication of illegal dumping annually. Crews remove the illegally dumped materials seven days a week and follow a performance standard of addressing 85% of the requests within three business days. In FY 2019-20, the City addressed over 44,000 work orders and removed more than 15.2 million gallons of illegally dumped debris and litter from City streets, parks and right-of-way (See Section 5.6.2). Even with this herculean effort in picking up material faster than weekly garbage service, the challenge of the illegal behavior persists. Illegal dumping blights Oakland, impacts both residential and commercial property owners, degrades local pride and is devastating to the community.

In spring 2017, the City conducted a survey of illegal dumping sites to help staff better understand the materials found in the public right-of-way and to determine the sources of the materials including trash.⁴ The findings of the survey included: (1) more than 55% of the trash piles found included illegally dumped materials from residential sources; (2) the geographic source of 29% of the piles was identified as from Oakland; and (3) 32% of the piles were found

³ Available online at: <http://everyonehome.org/wp-content/uploads/2016/02/2017-Alameda-County-8.1-2.pdf>.

⁴ City Public Works Committee Agenda Report (September 12, 2017 meeting) summarizing findings of the study can be found here: <https://oakland.legistar.com/LegislationDetail.aspx?ID=3108761&GUID=91485569-0C10-4D75-B680-1C999F90AFBA>.

in areas where the infrastructure was moderately to severely neglected. The data from the survey has assisted the City in developing strategies for addressing illegal dumping, including 1) eradicating illegally dumped materials from the streets; 2) enforcement to catch and prosecute the perpetrators of illegal dumping; and 3) educating Oakland residents and businesses on proper disposal methods and opportunities to take ownership and pride in their community. A progress update on the trash control measures intended to address illegal dumping in the City is discussed further in Section 5.

2.3 DIRECT TRASH DISCHARGE CONTROL PLAN

In February 2019, the City of Oakland prepared and submitted a Direct Discharge Plan to the Regional Water Board. The Direct Discharge Plan fulfilled the requirements of MRP Provision C.10.e.ii. and focuses on two main sources of trash to receiving waters—illegal dumping and homeless encampments. The Direct Discharge Plan describes the various programs the City has in place for homelessness prevention, support, and management, and illegal dumping abatement, and the data that the City will collect and report to demonstrate the trash reduction associated with its control measures. The Direct Discharge Plan was approved by the Regional Water Board Executive Officer in April 2019 (Attachment 1). This Direct Discharge Report satisfies the monitoring and reporting elements for FY 2019-20, as described in the Direct Discharge Plan.

SECTION 3: HOMELESS ENCAMPMENT TRASH CONTROLS

The City's efforts to minimize and control trash discharge from homeless encampments include homelessness prevention and support programs, as well as encampment management programs.⁵ A description of the various programs and progress made in FY 2019-20 are provided in this section. Metrics associated with these efforts, including trash volume controlled, are presented in Section 5. Planned actions for FY 2020-21 and beyond are described in Section 7.

3.1 PREVENTION AND SUPPORT STRATEGIES AND PROGRAMS

As described in the Direct Discharge Plan, the City is working to address the homelessness crisis in a number of different ways, in partnership with Alameda County. These include:

- Upstream interventions that prevent people from becoming homeless (e.g. \$2.2 million in funding for anti-displacement services; additional renter protections; increased relocation funding requirements),
- Providing emergency shelter and street outreach services when people become homeless (e.g. Family Front Door, Housing First Support Network, temporary cabin communities), and
- Funding the construction of more affordable housing by leveraging Community Development Block Grants, Measure KK and County A-1 funds.

A summary of the City's efforts and any updates to the City's strategy since the completion of the Direct Discharge Plan in April 2019 are presented below.

3.1.1 Shelter Crisis Declaration

The City has taken measures to expand the resources available for homeless encampment abatement activities. California Government Code Section 8698, et seq., allows the governing body of a city to declare a shelter crisis when a significant number of persons are without the ability to obtain shelter, resulting in a threat to their health and safety. In September of 2017, the Oakland City Council passed Ordinance Number 13456, which declared a shelter crisis in the City and, pursuant to California Government Code Section 8698.1:

“authorized [the City Administrator] in her discretion to suspend the provisions of state and local regulatory statutes, regulations, or ordinances prescribing standards of housing, health, or safety as needed for the interim establishment of shelters for the homeless to the extent that strict compliance would in any way prevent, hinder, or delay the mitigation of the effects of the shelter crisis.”

California Government Code Section 8698.2 provides that, upon a declaration of a shelter crisis, a city may allow persons unable to obtain housing to occupy designated public facilities (including facilities leased by the City) during the duration of the crisis. In April of 2018, the

⁵ More information available online at: <https://www.oaklandhomelessresponse.com/>; and <https://cao-94612.s3.amazonaws.com/documents/4.16.20-COVID-19-Homeless-Response-Update-Council-Info-Memo.pdf>

Oakland City Council passed Resolution 87129 C.M.S which directs the City to support private organizations seeking to provide temporary shelter and sanitation services on their properties, identify funding sources and public land for these efforts, and ease requirements so more housing alternatives can be provided.

In the City's ongoing efforts to expand the resources available for homeless encampment abatement activities, Resolution 87765 was adopted on July 9th, 2019, renewing and continuing the City Council's September 2017 declaration of a local emergency due to the existence of the City's homelessness crisis. In February 2020, the City Council passed Resolution 88038, further renewing and continuing the 2017 declaration. Pursuant to California Government Code Section 8698.1:

“authorized [the City Administrator] in her discretion to suspend the provisions of state and local regulatory statutes, regulations, or ordinances prescribing standards of housing, health, or safety as needed for the interim establishment of shelters for the homeless to the extent that strict compliance would in any way prevent, hinder, or delay the mitigation of the effects of the shelter crisis.”

A copy of the 2020 resolution is provided in Attachment 2.

3.1.2 Permanent Access to Housing Strategy

The City's Permanent Access to Housing Strategy (PATH)⁶ is a roadmap for ending homelessness in the City over the next fifteen years. PATH is a companion to *EveryOne Home*, the Alameda Countywide Homeless and Special Needs Housing Plan. *EveryOne Home* is a coordinated and collaborative effort by Alameda County and the cities of Oakland and Berkeley to create a comprehensive plan for providing housing and supportive services to homeless people in Alameda County and to those people living with serious mental health illness, chemical dependency, HIV/AIDS and other disabling conditions.

PATH describes the challenge of homelessness in the City, identifies Oakland-specific outcomes to achieve the desired result of ending homelessness, and articulates strategies to achieve those outcomes that are aligned and coordinated with the strategies in *EveryOne Home*. The overarching strategy articulated in PATH and *EveryOne Home* is to shift the approach to the homelessness problem away from managing it and towards solving it. Key elements of this shift will include transitioning from emergency shelter and services towards the acquisition, development and operation of permanent affordable and supportive housing, and the restructuring and refinement of homelessness prevention activities, including new initiatives to prevent people from being discharged from publicly funded systems into homelessness and to ensure that people who do become homeless are re-housed as rapidly as possible.

To end homelessness in Oakland over the next fifteen years (projected from 2007), the City needs:

- Approximately 7,000 units of affordable and supportive housing;
- Three sources of funding: capital dollars, service dollars and operations dollars;

⁶ Available online at <http://www2.oaklandnet.com/oakca1/groups/dhs/documents/report/oak022659.pdf>.

- County, State, Federal and private funding to leverage Oakland’s local dollars; and
- Political and business leadership.

In FY 2019-20, the City updated the five-year strategy outlined in PATH.⁷ Specifically, the plan sets the following targets as indicators of progress toward this goal:

- 2021: No families with children will be sleeping outdoors, in cars, or other places not meant for human habitation
- 2021: Reduce unsheltered homelessness by half from 2019 Point-In-Time Count levels
- 2021 Fewer than 3000 people will be homeless
- 2021: Eliminate disparities by race in permanent housing outcomes
- 2023: Homeless system can quickly shelter or rehouse anyone experiencing a housing crisis

To better define and measure the changes that are needed to achieve these results, the Plan outlines specific strategies to reach the above goals and commits to measuring the effectiveness of these strategies annually for the life of the plan, including:

- Fewer people become homeless each year
- More people return to housing as quickly as possible
- Expand, improve, and maintain crisis response beds
- People who have been homeless have the incomes and supports they need to avoid returning to homelessness
- Expand the supply of deeply affordable and supportive housing for Oakland’s most vulnerable residents
- Address impacts of unsheltered homelessness on sheltered and unsheltered neighbors

The Plan recognizes that providing someone with a bed in an emergency shelter or transitional housing program offers a critical stepping-stone toward housing stability but alone is insufficient. Expanding the supply of deeply affordable and supportive housing, especially for seniors and persons with disabilities, is critical element to solving homelessness. The Plan sets a goal, within the next five years, for Oakland to create:

- 3,000 more units of deeply affordable rental housing; and
- 2,000 more units of permanent supportive housing.

All strategies proposed in the Plan are grounded in the following commitments:

- Addressing equity by eliminating racial disparities in the rates at which people experience homelessness, and rates they exit to stable housing
- Continuing to strengthen our coordinated entry system to ensure that those most in need are prioritized for limited resources

⁷ More information available online at: <https://www.oaklandca.gov/documents/2019-permanent-access-to-housing-path-framework-update>;

- Aligning Oakland resources and policies with partners in the private sector and in county, state, and federal governments
- Learning from and using best practices based on evidence about what works

3.1.3 Housing and Homeless Assistance

The City's Community Housing Services recognizes the tremendous need for services specific to the homeless population. Through the administration of contracts, the City partners with non-profit organizations to assist the homeless and near-homeless community with temporary shelter, hotel/motel vouchers, rental assistance, eviction prevention, transitional, supportive and special needs housing. Also provided are a continuum of other support services to the homeless such as food, employment, physical and mental health, drug abuse and domestic violence programs. Community Housing Services provides the following programs:

- **Homelessness Prevention** – Programs that provide one-time rental assistance or move-in assistance help to people with a temporary financial crisis to prevent them from becoming homeless.
- **Emergency Housing** – Homeless shelters, as well as hotel/motel vouchers, are included in this program to provide temporary lodging for homeless persons.
- **Transitional Housing** – Several transitional housing programs provide housing with case management and support services to families for up to 24 months. Transitional housing programs are designed to assist those families who are experiencing episodes of homelessness to sustain themselves and to bring about stability in the family unit and eventually to transition to independent living in permanent housing through services provided.
- **Special Needs/AIDS** – Housing facilities and services for special needs populations, particularly those with HIV/AIDS and their families, are provided through supportive housing programs and Housing Opportunities for Persons Living with AIDS throughout Alameda and Contra Costa Counties.
- **Homeless Mobile Outreach Program** – While committed to mitigating the public health and blight associated with homeless encampments, the City recognizes that homeless persons sleeping outside need assistance in accessing homeless services and housing resources. To assist persons living in homeless encampments, the City has established a Homeless Mobile Outreach Program (HMOP). The HMOP provides humanitarian and survival assistance and encourages people in encampments to seek case management, income, health and housing assistance referrals with a goal of becoming permanently housed members of our community.

3.1.4 Keep Oakland Housed

In addition to the City's Community Housing Services (Section 3.1.3), the City has launched a \$9 million program—Keep Oakland Housed—intended to prevent residents from becoming homeless by providing legal representation, emergency financial assistance, and supportive services. The program is funded with \$3 million from the San Francisco Foundation through an anonymous donor and up to \$6 million from Kaiser Permanente. It is run as a partnership between three local nonprofits: Bay Area Community Services, Catholic Charities of the East Bay, and East Bay Community Law Center. Keep Oakland Housed distributes up to \$7,000 in financial assistance to each household in need of help. Funds are not distributed directly to the

families in need but instead to their landlords or other third-party providers or vendors. The money is intended to help residents pay rent, cover moving costs, or handle an unexpected bill. Eligibility requirements are annual income up to \$40,700 for a one-person household or \$58,000 for a family of four (household income at or below 50% of the Alameda County median income).

3.1.5 Additional Prevention and Support Efforts

In support of its ongoing efforts to address homelessness, the City has identified nine actions to focus its efforts:

1. Encourage and support private development of expanded housing options;
2. Pursue multiple strategies including leases with non-profits and faith-based organizations;
3. Permit the disposal of sewage through a temporary holding tank with a contract for regular pumping for people who live in RVs;
4. Amend the City's business tax ordinance to waive the first \$30,000 annually in residential rental property income from tax for property rented through Section 8 or other means-tested housing assistance programs;
5. Identify available public land for these efforts;
6. Call upon external funders including Alameda County and US Department of Housing and Urban Development to maximize funding for these efforts;
7. Ask Alameda County, Oakland Unified School District, and Caltrans to identify available public land and/or fund support services;
8. Find funding sources to support these efforts; and
9. Identify options to deal with issues related to liability and insurance.

The November 24, 2019 Agenda Report *Informational Report and Recommendation on Encampment Management Policy and Programs*⁸ provides updates on these planned actions.

3.2 HOMELESS ENCAMPMENT MANAGEMENT

OPW and the Department of Human Services (DHS) jointly maintain a master list of encampments considered for interventions in Oakland (e.g., removal, implementation of sanitation and trash removal). The list includes information about the encampments related to the four criteria for intervention applied by the City and described in more detail in the Direct Discharge Plan: safety, health, location, size. A summary of the City's efforts and any updates to the City's actions to manage trash associated with homeless encampments that have occurred since the completion of the Direct Discharge Plan in April 2019 are presented below.

⁸ Available online at: <https://oakland.legistar.com/LegislationDetail.aspx?ID=4228582&GUID=582CAC46-4842-4EEF-AA45-A998F4F099A6>

3.2.1 Homeless Encampment Task Force

Starting in 2011, the City initiated a multi-agency Homeless Encampment Task Force that meets bi-weekly to focus measures on areas subject to homeless occupation. The Task Force duties include: 1) prioritizing monthly homeless encampment clean-ups; 2) coordinating agency resources (illegal dumping crew, homeless social services and fire department personnel) for the monthly clean-up efforts; 3) collaborating with adjacent landowners (such as Caltrans) on encampment prevention and trash removal; and 4) identifying physical barriers, such as fencing or boulder installations, to prevent encampment establishment at potential tent site locations.

In May of 2020, the Emergency Homelessness Taskforce (EHT) was established in response to COVID-19 to promote harm-reduction strategies, provide linkages to essential health and human services, and reduce encampment footprints where waste and debris are jeopardizing public safety and public health.⁹ The EHT will remain active until the shelter-in-place order is rescinded.

3.2.2 Homeless Encampment Management Policy

There are currently four active interventions that the City takes in regard to an encampment. Alternatively, the City could take no action. The active interventions include:

1. **Closure** – removing the encampment and using enforcement to prevent re-encampment;
2. **Cleaning** – temporarily moving an encampment so that the location can be cleaned to resolve health and hygiene issues and then allowing the encampment residents to return;
3. **Temporary Health and Safety Measures** – providing services to address the immediate health and safety needs of persons at an encampment and surrounding neighbors such as barriers to protect campers from traffic, portable toilets and wash stations, regular garbage pickup; and
4. **Debris Pick-up** – scheduled collection of debris associated or near encampment.

The City's standard operating procedure for the closure of homeless encampments with guidelines that must be followed to protect the constitutional rights of persons whose personal property remains at the locations prior to closure is provided in Attachment 3 of the City's Direct Discharge Plan.

3.2.3 Trash and Debris Removal

The City's Keep Oakland Clean and Beautiful Division (KOCB), which falls under OPW, implements the Illegal Dumping Abatement Program in response to citizen reports of litter and illegal dumping (see Section 4 for more information). The KOCB also removes illegally dumped material associated with homeless encampments.

⁹ More information available online at: <https://www.oaklandca.gov/topics/emergency-homelessness-taskforce>

SECTION 4: ILLEGAL DUMPING TRASH CONTROLS

As described in the Direct Discharge Plan, the City addresses illegal dumping using three strategies: 1) eradicate illegally dumped materials from the streets; 2) enforce to catch and prosecute the perpetrators of illegal dumping; and 3) educate Oakland residents and businesses on proper disposal methods and opportunities to take ownership and pride in their community. The City is also participating in a regional project to develop and test a receiving water trash monitoring plan to satisfy requirements in the MRP. A description of the City's Illegal Dumping Trash Controls and progress made in FY 2019-20 are provided in this section. Metrics associated with these efforts, including trash volume controlled, are presented in Section 5. Planned actions for FY 2020-21 and beyond are described in Section 7.

4.1 AGENCY COORDINATION

In September 2017, the City formed an internal Illegal Dumping Task Force (IDTF). The IDTF meets biweekly to plan actions to implement its three strategies described above. The monthly meetings are attended by representatives from multiple City departments to receive updates and provide input on actions and goals to address the illegal dumping epidemic in the City. Staff of the IDTF also coordinate illegal dumping abatement activities with Caltrans, Union Pacific Railroad, and Alameda County Flood Control and Water Conservation District. This includes forwarding service requests, installation of fencing at key locations, and establishing procedures for joint cleanup efforts.

In Spring 2019, OPW entered into an agreement with the Alameda County Sheriff's Department to participate in the Sheriff's Work Alternate Program (SWAP). This program enables court assignees identified by Alameda County to perform litter abatement, debris and vegetation removal, assist with illegal dumping cleanup and other community service work under the direct supervision of OPW staff. The Participants in this program have proven to be a complimentary benefit that has assisted OPW with completing more tasks quickly and on a larger scale.

4.2 ERADICATION

As described in the Direct Discharge Plan, KOCB staff respond to citizen reports¹⁰ of litter and illegal dumping. The KOCB's Illegal Dumping Abatement Program operates seven days per week. On the weekends, there are four full time crews in four garbage trucks. Monday and Friday there are 12 full-time crews that utilize 12 trucks (garbage, flatbed, overhead loader, and pickup). From Tuesday through Thursday there are four additional fulltime crews (for a total of 16 crews) that utilize the trucks. This work is accomplished by 38 staff including three supervisors, 10 crew leaders, and 25 workers. Materials are picked up and taken to the Davis Street transfer station. Starting in 2009, every call and clean-up activity for illegal dumping is tracked through the City's data tracking system, Cityworks. In 2009, the City established a performance standard that 85% of its illegal dumping requests will be cleaned up within three working days.

In July 2015, as part of the new Mixed Material and Organics Franchise Agreement (MM&O) with the City's contractor, Waste Management of Alameda County (WMAC), Oakland began assigning 25 illegal dumping service requests received per workday to WMAC. Since FY 2017-

¹⁰ Request are tracked online at: <https://data.oaklandnet.com/Infrastructure/illegal-dumping/dpba-izmw>.

2018, Oakland assigns up to 30 services requests per workday to WMAC as provided in the MM&O Agreement.

In March 2018 the City initiated a Rapid Response Crew (RRC) that proactively removes illegal dumping from main thoroughfares, noted hotspots, and block-by-block (as opposed to responding only to dumping identified by work orders). The FY 2018-19 budget allocated funding to pay for one additional full-size packer truck and the 2018 mid-cycle budget allocated an additional \$1.7 million to create two more RRC. Since FY 2018-19, the KOCB and RRC as assigned to different zones within the City and work together to address work orders that come in.

4.3 PHYSICAL DETERRENCE

KOCB has implemented structural controls to help reduce illegal dumping. In 2009, KOCB identified 83 “high priority” illegal dumping sites and in 2010 the City launched a pilot video program that placed deterrence devices (live cameras and dummy cameras) at 46 of those locations (see Section 4.4 for more information). In addition, the City has installed physical barriers (logs, boulders, fences) at known dump sites to discourage dumping. The City continues identifying opportunities to implement additional physical deterrence methods.

4.4 ENFORCEMENT

Starting in spring of 2013, the City launched an illegal dumping enforcement initiative. This effort is multi-pronged and has created a more effective mechanism for holding illegal dumpers accountable. The initiative includes: 1) creation of a multi-departmental task force; 2) modification of the City ordinance (Ordinance 13195 C.M.S.); 3) institution of administrative fines for illegal dumping incidents; and 4) creation of “sting operations.” In 2017 the multi-departmental task force was reinvigorated as the IDTF (see Section 4.1). The Ordinance modifications include, but are not limited to, the following elements:

- Classify illegal dumping as a public nuisance;
- Make large commercial quantities of illegal dumping (one cubic yard or greater) a misdemeanor;
- Enhance administrative and civil remedies and penalties against persons for illegal dumping. The penalties include administrative citations, civil penalties, treble damages, and punitive damages;
- Provide a civil penalty up to \$1,000 per day for each large item or commercial quantity (one cubic yard or more) illegally dumped. For example, for each day an illegally dumped mattress remains on public or private property, a civil penalty up to \$1,000 is applicable. Dumping more than three cubic yards (an amount requiring more than one pickup truck to remove) would be citable as two violations;
- Permit recovery of the City's and victim's costs from the perpetrator, including costs of investigation and recovery of attorney's fees and court costs;
- Allow community service in lieu of monetary penalties, in accordance with procedures developed by the City Administrator;

- Require landlords to disclose forwarding information for tenants who leave and illegally dump their belongings near their former residences; and
- Make landlords responsible for materials tenants illegally dump near their rental units.

Since September 2014, the City operates a reward program to encourage community members to provide information on illegal dumping. The program is prominently advertised in multiple locations on the City's website and through fliers distributed throughout the City at Neighborhood Crime Prevention Council meetings and other community meetings. In addition, the City makes it easy to report illegal dumping through the 311 Call Center, via email, an online reporting form, and a mobile phone/web app.

In 2016, the City Council allocated \$100,000 in funding for implementation and use of cameras for illegal dumping enforcement. These funds allowed the City to purchase four sets of video cameras and license plate readers as well as a server at City Hall that receives the data from each camera site. The cameras are installed at undisclosed strategic locations. Camera systems are promising tools for gathering evidence and holding illegal dumpers accountable. Experience has shown that citizen's reports of illegal dumping are frequently limited to incidents citizens happen to observe and critical information is often missing to hold the illegal dumpers accountable. City staff has been adjusting the use and deployment of the cameras and expects to improve their effectiveness over time. The City is actively exploring smart, solar powered, and rapid deployable cameras. With the use of cameras staff can proactively document illegal dumpers in areas where illegal dumping occurs most frequently, gathering information needed to take action.

The City's 2018 mid-cycle budget included funding to rebuild the former Litter Enforcement Officer Program that is now called the Environmental Enforcement Officers (EEOs). Starting in FY 2018-19, four EEOs and one Supervising EEO began assisting with illegal dumping enforcement efforts. EEO duties include illegal dumping outreach, education, and enforcement, issuing warning letters, and carrying out investigations to identify individuals violating illegal dumping regulations. Metrics on the program for FY 2019-20 are provided in Section 5.5.

4.5 EDUCATION

The City has taken steps to educate citizens on illegal dumping with the goal to: reset societal norms on personal responsibility for proper disposal of unwanted items; re-emphasize the laws and consequences for illegally dumping; and, remind residents and businesses of proper disposal options available to them.

A Media Outreach Campaign for Illegal Dumping is focusing on users of social media who are based in Oakland. It encompasses youth, young adults, and adults who use these platforms. For transparency and accountability, Cityworks data regarding illegal dumping is posted in a dashboard online.¹¹ The information is updated and managed by one of the Illegal Dumping Task Force members. The messaging has informed users on City activities to address illegal dumping, and how the City and community members can work together to make progress toward cleaner neighborhoods.

¹¹ See <https://www.oaklandca.gov/services/oak311>.

OPW contracted with Aspire Visual Communications and Design, an Oakland-based consultant, to develop an outreach and marketing campaign to empower residents and reduce dumping. Per the contract scope, “the campaign, through messaging and outreach strategy/tools, will empower and build unity within the community by providing awareness, information, and guidance towards resources designed to promote behavioral change and reduce illegal dumping and its negative impacts.” In the spring of 2019, Aspire conducted a “research and development” phase of the campaign to gather input from stakeholders in the community, the City, and other subject matter experts to help inform what the messaging goals and scope of the campaign.

The campaign slogan, “Oaktown PROUD: Prevent and Report Oakland’s Unlawful Dumping” along with a logo was developed with significant input by the community. This slogan and logo was used on outreach materials beginning with the launch of the campaign at the **Battle for the Bay** event that took place on Coastal Cleanup Day, September 21, 2019.¹² Conceived of by Oakland staff as a nod to the 20th anniversary of the famous Brown + Brown=Green event, where Oakland and San Francisco, under the leadership of Jerry Brown and Willie Brown competed to see which city could be the cleanest and greenest, the two Cities will once again participate in a friendly competition to rally volunteers and clean neighborhoods and waterways. The Oaktown PROUD messaging was featured throughout the event publicity and day-of activities. Further outreach events and media messaging will build on the momentum of the Battle for the Bay event.

Building from an idea suggested by Oakland High School students, OPW sponsored twenty-three students over the summer from Oakland High School and Skyline High School to undergo internship training as illegal dumping experts. They developed multimedia skills for video production and public speaking skills. Over the fall and spring semesters, these students (now seniors) developed and delivered presentations to their peers and to younger students at Oakland middle schools. These presentations educated young people about the nature and impact of the illegal dumping problem and empowered them with information and encouragement on how to combat the problem, including connecting them with affordable waste disposal services such as Bulky Pickup Service and Bulky Block Parties. The concept is partly modeled after the recycling movement’s successful efforts to teach young people about correct recycling habits, which empowered those young people to in turn teach their own families.

A crucial component of the Environmental Enforcement Program is to change the behavior of those who contribute to the persistent blight in Oakland. Through zone walks, EEOs conduct educational visits to convey to Oakland residents and merchants the impacts of unlawful hauling/dumping and provide appropriate ways to dispose of waste. Officers also distribute information at community meetings, City-sponsored events, schools, and via social media. Notably, EEOs establish rapport and ongoing relationships with residents to empower Oaklanders to be a part of the solution, resulting in clean, sustainable communities. The EEOs, through their zone patrol and community engagements, routinely promote WMAC’s Bulky Pickup Service as a resource and an alternative to dumping. This awareness campaign has been instrumental in educating Oaklanders in the proper method of disposing bulky items.

¹² More information available at: <https://medium.com/@Oakland/oakland-volunteers-break-records-on-battle-for-the-bay-2019-7629634ab467>

4.6 BULKY PICKUP SERVICE

Appointment style curbside bulky pickup service¹³ is provided by WMAC and has been available free of charge if used once a year to residents of 1-4-unit single family dwellings (SFD) since 2005, and to residents of 5-plus-unit multi-family dwellings (MFD) since July of 2015. OPW staff continues to promote the service to increase utilization by all residents, and particularly residents of MFD, through electronic distribution of ads and video content including Facebook, YouTube and Craigslist, and on television screens at both Oakland branches of the Department of Motor Vehicles. Printed promotional materials are distributed annually by mail to all Oakland households, and on an on-going basis at community fairs and events, at Oakland Library branches and Community Centers. OPW staff also provides on-site technical assistance, in collaboration with WMAC staff, to first-time MFD owners and managers to ensure successful outcomes that foster ongoing participation.

In FY 2018-19, OPW staff and the Mayor's office collaborated on a phone banking effort targeting MFD property owners and managers. In July and August 2018, OPW staff trained Mayoral interns to call MFD owners and managers and promote use of the Bulky Pickup service and to promote the waiver that allows tenants to schedule Bulky Pickup appointments directly with WMAC. Over 600 owners and managers were contacted and approximately 100 waivers were distributed.

OPW and the Mayor's Office are also collaborating on "bulky block party" events to promote participation in the bulky pickup service. The first event was held on August 25, 2018. Oakland residents may bring bulky items including appliances, mattresses, tires, and other large items for free disposal or recycling, in addition to receiving information about and encouragement to use the bulky pickup service. Metrics on the program are provided in Section 5.7.

¹³ More information available at: www.oaklandrecycles.com

SECTION 5: MONITORING AND REPORTING

Metrics associated with the homeless encampment and illegal dumping prevention, control and removal efforts described in Sections 3 and 4 are presented in this section.

5.1 HOMELESS INDIVIDUALS

Every two years, during the last ten days of January, communities across the country conduct comprehensive counts of the local population experiencing homelessness to measure the prevalence of homelessness in each community. The Point-in-Time Count is required by the U.S. Department of Housing and Urban Development (HUD), but more importantly, it informs local strategic planning, investment, capacity building, and advocacy campaigns to prevent and end homelessness.

During the most recent general street count on the night of January 29, 2019, a total of 4,071 homeless individuals were recorded in Oakland.¹⁴ Of these homeless individuals, 861 were considered sheltered¹⁵ and the remaining 3,210 were considered unsheltered¹⁶. Despite the City's ongoing prevention and support programs, the number of homeless individuals increased from what was recorded during the previous count in 2017, which was 2,761. As shown in Table 1, the increase in the number of homeless individuals in Oakland is relatively consistent with that recorded for the County. The next street count of homeless individuals is schedule for early 2021.

Table 2. Number of Homeless Individuals and Shelter Status in Oakland and Alameda County in 2017 and 2019.

Year	Status	Oakland	Alameda County	% in Oakland
2017	Sheltered	859	1,766	49%
	Unsheltered	1,902	3,863	49%
	Total 2017	2,761	5,629	49%
2019	Sheltered	861	1,710	50%
	Unsheltered	3,210	6,312	51%
	Total 2019	4,071	8,022	51%
% Change	Sheltered	0%	-3%	--
	Unsheltered	69%	63%	--
	Total 2017 vs 2019	47%	43%	--

Source: Applied Survey Research (ASR) 2019. Alameda County Homeless Count and Survey, Comprehensive Report.

5.2 HOMELESS SERVICES

As of FY 2019-20, homeless services provided by the City of Oakland include operating three permanent homeless shelters, four recreational vehicle sites, one secure overnight parking locations, five community cabins, and forty-five (45) hygiene sites (Figure 1). In FY-2019-20, the

¹⁴ Applied Survey Research (ASR). 2019. Alameda County Homeless Count and Survey, Comprehensive Report.

¹⁵ Living in a supervised publicly or privately-operated shelter designated to provide temporary living arrangement (ASR 2019)

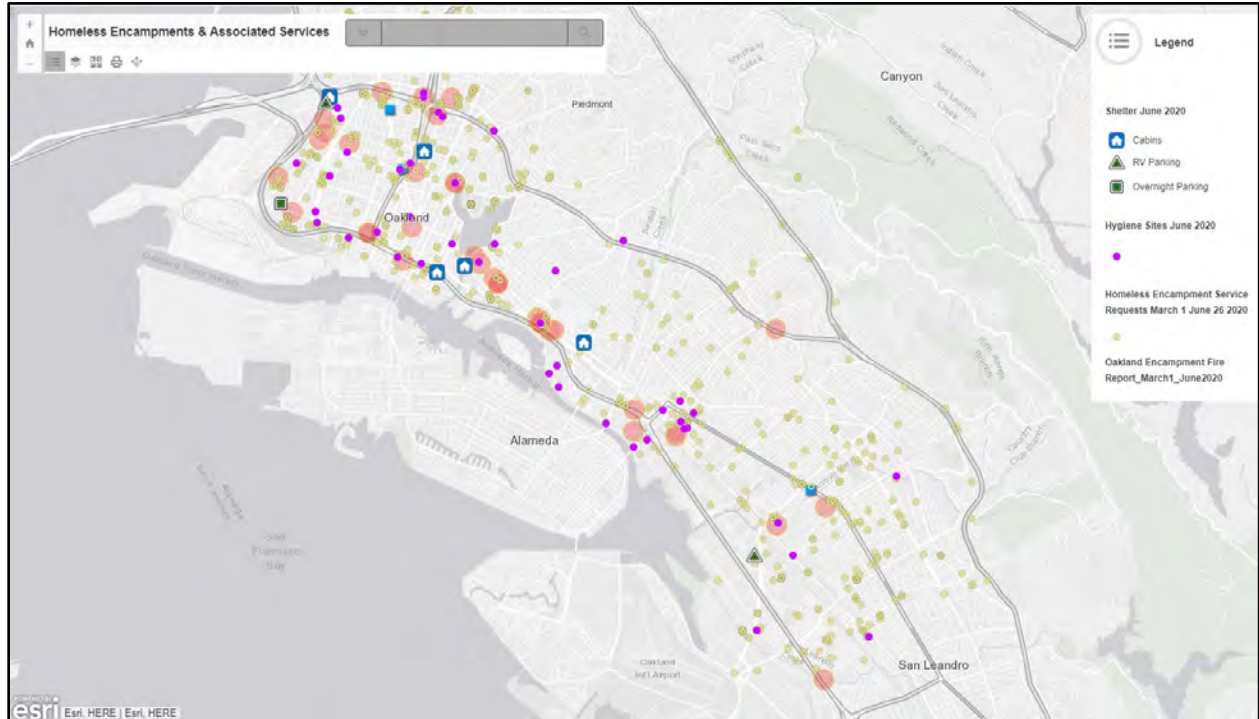
¹⁶ With a primary nighttime residence that is a public or private place not designed for or ordinarily used as a regular sleeping accommodation for human beings, including a car, park, abandoned building, bus or train station, airport, or camping ground (ASR 2019).

City of Oakland used an \$8.6 million grant from the State of California Homeless Emergency Aid Program (HEAP) to create additional housing, shelter and social services for unsheltered residents. In October 2020, the City Council passed a resolution that authorizes the City Administrator to use \$6.6 million of the HEAP funds to provide beds, shelter, and services to an estimated 1,000 unsheltered residents within one year—roughly half of the population living outdoors in Oakland according to Alameda County’s 2017 Point-in-Time Survey. This includes:

1. Three new additional Community Cabin sites will shelter residents living in dangerous, unregulated street encampments in West, Central, and East Oakland.¹⁷ This program provides emergency shelter, services and a path to transitional and permanent housing while eliminating the health and safety issues encampments have on surrounding neighborhoods. The new Community Cabin locations include:
 - 1449 Miller Avenue (City property)—Serving East 12th & 23rd Avenue, which will be displaced by the 23rd Avenue Bridge Retrofit Project.
 - 3401 Mandela Parkway (Caltrans property large enough to accommodate two Community Cabin sites)—Serving 35th & Peralta, the 2400 to 2600 block of Wood Street, and encampments near the Emeryville border.
 - 105 5th Street (Caltrans parcel under 880 from Oak to Madison streets)—For several smaller encampments near Jack London Square and Chinatown.
2. Four managed recreational vehicle (RV) sites in East, Central, and West Oakland for up to 150 RVs with secure parking, sanitary facilities, and garbage services. Locations include:
 - 711 71st Avenue across from Coliseum BART;
 - 3499 Beach Street, connected to the proposed double Community Cabin site at 3401 Mandela Parkway;
 - 3801 East 8th Street near High Street and I-880; and
 - 11 4th Street.
3. Increasing the number of year-round shelter beds from 350 to 450, and operating the winter shelter year-round.
4. An \$800,000 grant agreement with Bay Area Community Services to provide day-to-day management of the interim housing program for unsheltered residents at The Holland, the new rapid rehousing facility at 641 Grand Ave.

¹⁷ The City expects to spend an estimated \$4.5 million to operate these sites for 18 months and is still actively raising private contributions to purchase needed cabins and supplies, and build the sites.

Figure 1. City-funded Homeless Services in FY 2019-20



5.2.1 Homeless Shelters

In FY 2019-20 the City operates three City-funded shelters (St. Mary’s, St. Vincent de Paul, and East Oakland Community Project - Crossroads), which are illustrated in Figure 1. The City provided 225 single beds and five (5) family units available daily and year-round. Due to COVID-19 shelters were required to reduce occupancy, at St. Vincent de Paul occupancy was reduced to 75 from 100, and at the Crossroads Shelter occupancy for single beds was reduced from 125 to 99 while family beds remained the same at five (5).

In FY 2019-20, the Saint Vincent de Paul shelter provided shelter to an average of 77 guests per night and provided a total of 28,232 bed nights. During that time frame, 18 individuals were moved from the shelter to permanent housing, and 13 individuals were moved to transitional housing. A total of 548 individuals were provided shelter and transitional housing through the East Oakland Community Project. During FY 2019-20 the shelter provided 31,920 single bed nights (76% occupancy) and 1,824 family unit night (100% occupancy). In addition, 103 households (single and family units) exited the Crossroad Shelter to permanent housing, and 14 to transitional housing.

5.2.2 Community Cabins

The City of Oakland opened two Community Cabins, also known as “Tuff Shed Shelter” sites, in FY 2017-18 and opened two more Community Cabin sites in FY 2018-19. In FY 2019-20, the City Council authorized the establishment of three additional Community Cabin sites (see Section 5.2). The shelter sites allow residents to receive basic services as they work with on-site case managers to transition into temporary and permanent housing facilities. The sites provide

a hard roof to sleep under every night; a community network of friends and consistent resources; a supportive staff of case managers to connect residents to vital needs such as acquiring photo identification, securing benefits, seeking employment, and ultimately getting housed. There are now four Community Cabin sites, with a fifth constructed but not yet in operation. The Community Cabin model has been an effective and compassionate intervention focused on increasing people's health, stability, dignity, and safety, while service providers intensively work with people to help end their unsheltered status. With a 66 percent success rate to date, the Community Cabins are a successful emergency intervention designed to serve as a temporary bridge from the sidewalk to services, from the street to housing. The locations of the Community Cabins are shown on Figure 1 and a photograph of the site at Peralta Park and Lake Merritt Channel is provided in Figure 2.



Figure 2. Community Cabin (Tuff Shed) Site

5.2.3 Sanitation and Garbage Services

Sanitation services provided by the City at many locations associated with homeless encampments include portable bathrooms, hand-washing stations and/or garbage carts. In FY 2019-20, the City increased the number of sanitation service locations from twenty-one (21) to forty-five (45).

The locations with sanitation services are presented in Figure 1. An image showing sanitation and garbage services at a homeless encampment sanitation site managed by the City of Oakland is presented in Figure 3. The porta-potties and hand-washing stations are serviced regularly by the vendor. OPW staff picks up the garbage and debris at these locations once per week (see Attachment 3 for the cleanup schedule). Trash removal volumes associated with sanitation and garbage services are presented and discussed in Section 5.6.



Figure 3. Homeless Encampment Sanitation Site Managed by the City of Oakland

5.3 HOMELESS ENCAMPMENT ABATEMENTS

Table 3 shows the number of homeless encampment abatements from 2010 through FY 2019-20. A total of 29 of the 189 abatements (15%) conducted in FY 2019-20 were within 500 feet of a waterway. A photograph of a homeless encampment cleanup is presented in Figure 4. Trash removal volumes associated with these abatements are discussed in Section 5.6.

Table 3. Homeless Encampment Abatements by Fiscal Year, City of Oakland.

Action	Fiscal Year						
	2010-13	2014-15	2015-16	2016-17	2017-18	2018-19	2019-20
Homeless encampment abatements (City-wide)	10	91	193	390	294	412	189

Note: Numbers presented in this table differ from those presented in Table 7 because this table only includes abatements and does not include garbage removal conducted at encampment sites.




Figure 4. Homeless Encampment Clean-up

5.4 ILLEGAL DUMPING ENFORCEMENT

The City Administrator's Office's Nuisance Abatement Division issues administrative citations and warning letters based on evidence gathered from the City Attorney's Office after the initial referral of citizen information regarding illegal dumping is made by the Call Center. Table 4 summarizes the number of illegal dumping citations and fines collected in FY 2019-20 and since FY 2014.

Table 4. Illegal Dumping Citations and Fines in the City of Oakland.

Metric	Time Period	
	FY 2019-20	FY 2014-20
Number of Citations	9	240
Fines Collected	\$556	\$61,046

During FY 2019-20¹⁸, the Environmental Enforcement Officer Program (EEOP) responded to 2,682 work orders from June 10, 2019 through June 29, 2020. EEOs issued a total of 205 warning letters during FY 2019-20. Roughly 17% of the work orders (470 out of 2,682) were resolved by removing the illegally dumped material by the owner/resident after contact by an

¹⁸ The data presented here does not total 2,682 work orders. The City is working with EEOPP to clarify Cityworks actions taken for 171 work orders.

EEO. Another 66% of the work orders (1,783 out of 2,682) resulted in a referral to the KOCB or Waste Management for removal of the material. Seven (7) work orders were associated with an abandoned vehicle and were referred to the City of Oakland police department for removal. There was no evidence of illegal dumping during completion of 227 work orders, approximately 8%. Twenty-four (~1%) work orders were referred to the City Attorney’s Office, to determine whether a citation or fine would be issued.

5.5 ILLEGAL DUMPING DETERRENCE

As a means of deterring illegal dumping on 73rd Avenue, the City beautified the section of street between San Leandro Street and the Coliseum Amtrak station. In FY 2018-19, the City removed debris from both sides of the street and installed mulch in the tree wells. The effort has proven to be a deterrent thus far.

5.6 TRASH VOLUME CONTROLLED

5.6.1 Homeless Encampments

Through the combined efforts of encampment clean-ups, abatements, and recurring garbage service, the City removed more than 3.5 million gallons of homeless-related trash and debris in FY 2019-20 (Table 5). This is a 49% increase in the volume of litter removed compared to the previous fiscal year. A map showing the locations of homeless encampment clean-ups is provided in Figure 5 and a heatmap for volume trash removed in FY 2019-20 is provided as Figure 6. The heatmap shows high volumes of trash removed from or near the following waterways:

- Lake Merritt
- Courtland Creek
- Seminary Creek
- Arroyo Viejo
- the San Leandro Bay

A visual comparison of the heatmap for trash removal associated with encampments in FY 2019-20 and previous FYs, provided in Attachment 4, suggests that clean-up locations have remained relatively consistent since last year. Most of the trash associated with homeless encampments is concentrated around West Oakland and the areas surrounding International Boulevard. Additional discussion of the number of homeless encampment clean-up events and the volume of trash removed in FY 2019-20, including efforts within 500 feet of a waterway, is provided in Section 5.6.3.

Table 5. Volumes of Trash Removed from Homeless Encampments by the City of Oakland, FYs 2015-16, 2017-18, 2018-19, and 2019-20.

Action	Fiscal Year			
	2015-2016	2017-2018	2018-2019	2019-2020
Volume trash & debris removed (gallons)	178,000	557,942	2,357,433	3,513,253

^a Based on a reexamination of Cityworks data, this number was adjusted from what was presented in the City’s Direct Discharge Plan and the City’s FY 2017-18 MRP Annual Report.

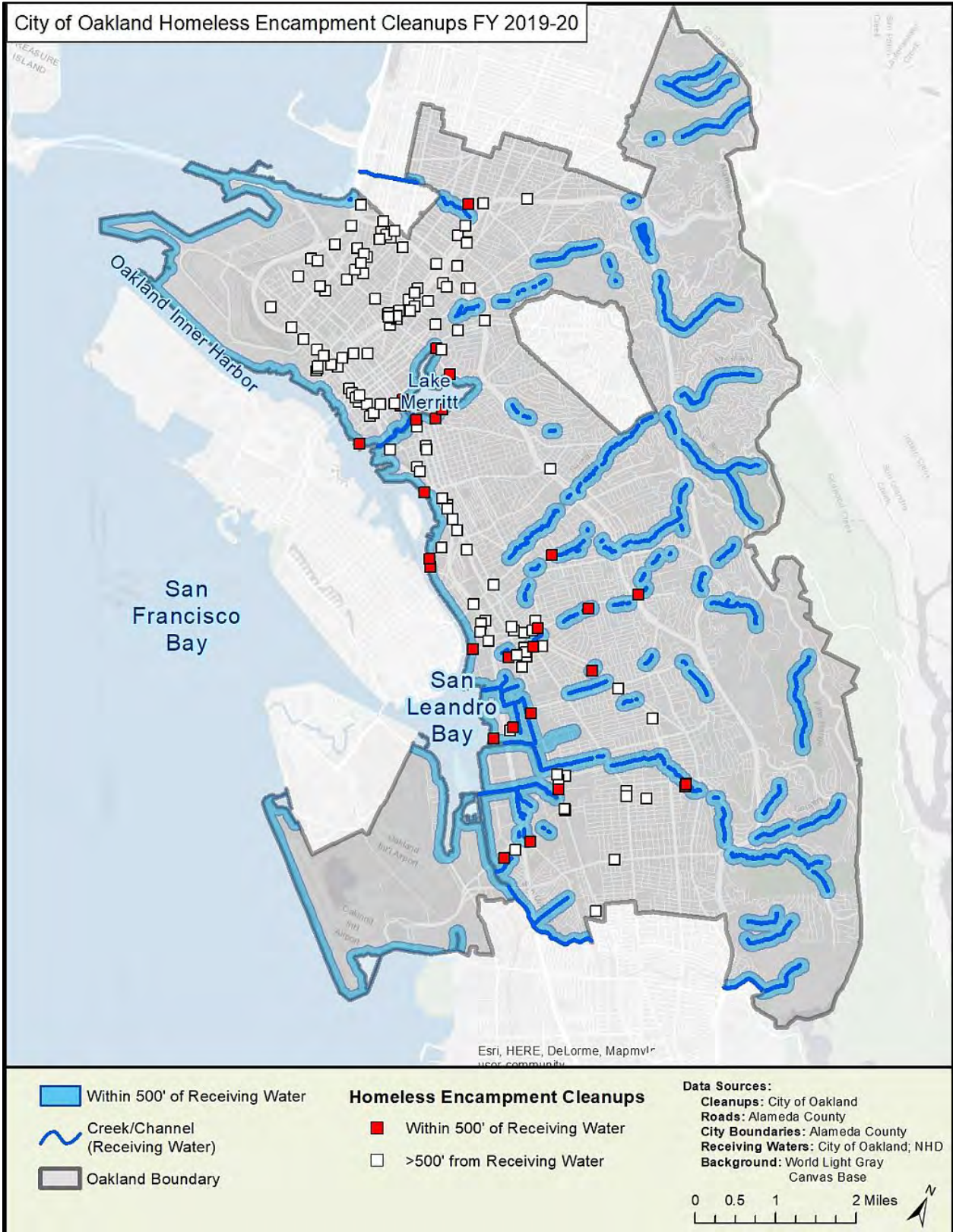


Figure 5. City of Oakland Homeless Encampment Cleanup Locations, FY 2019-20.

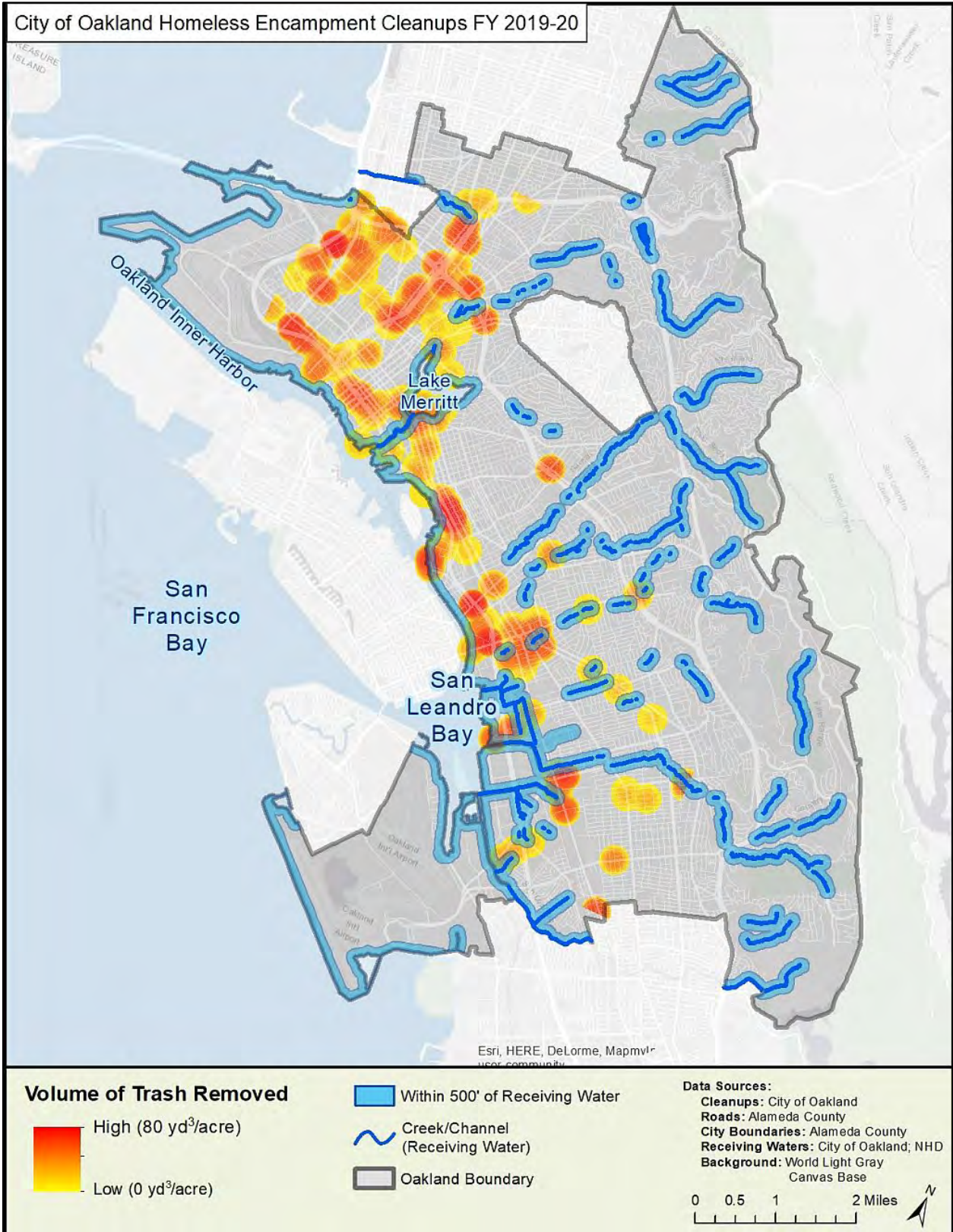


Figure 6. Density of City of Oakland Homeless Encampment Cleanups, FY 2019-20.

5.6.2 Illegal Dumping

Through the combined efforts of the KOCB and WMAC, the City removed more than 15.2M gallons of illegally dumped debris and litter from City streets, parks and right-of-ways in FY 2019-20. This is a 20% increase from the amount removed in FY 2018-19 (Table 6). In FY 2019-20, ninety percent (90%) of work orders associated with illegal dumping were closed within three working days, which exceeds the standard of 85% set by the City and is consistent with performance in past years.

Table 6. Illegal Dumping Abatement Totals FYs 2012-13 through 2019-20.

Metric	Fiscal Year							
	2012-13	2013-14	2014-15	2015-16	2016-17	2017-18 ^a	2018-19	2019-20
% of Sites Cleaned within 3 Business Days	86%	75%	90%	85%	81%	86%	92%	90%
# of Closed Illegal Dumping Work Orders	15,692	17,346	17,848	21,899	32,758	34,289	39,340	44,552
Volume of Material Removed (Gallons)	7,305,053	7,603,767	6,888,389	7,303,841	11,320,682	12,148,044	12,751,974	15,262,860

^a The percent of sites cleaned within 3 business days in FY 17-18 is based on the KOCB work orders only. 100% of WMAC orders were closed within 3 days. Information for RRC on the % of work orders closed within 3-days was not available for FY 2017-18.

A map showing the locations of illegal dumping clean-up sites in the City in FY 2019-20 is provided in Figure 7. A heat map showing the volume of illegal dumping material removed by KOCB and RRC in FY 2019-20 is provided in Figure 8.¹⁹ Evident from these maps is that dumping occurs throughout most parts of the City, but is concentrated largely west of Highway 580, in the densest portions of the City. A visual comparison with the heatmaps from previous Fiscal Years, included in the City's Direct Discharge Plan suggests that the geographic distribution of illegal dumping has not substantially changed over the last fiscal year.

¹⁹ The volume trash removed by WMAC is not recorded by work order and is therefore not presented on the heat maps. For purposes of this report, total volume removed by WMAC is calculated by multiplying the number of work orders handled by WMAC times the average volume removed per KOCB/RRC work order. For FY 2018-19, the average gallons per KOCB/RRC work order was calculated to be of 323. 6,711 WMAC work orders x 323 gallons per work order = 2,168,995 gallons removed by WMAC.

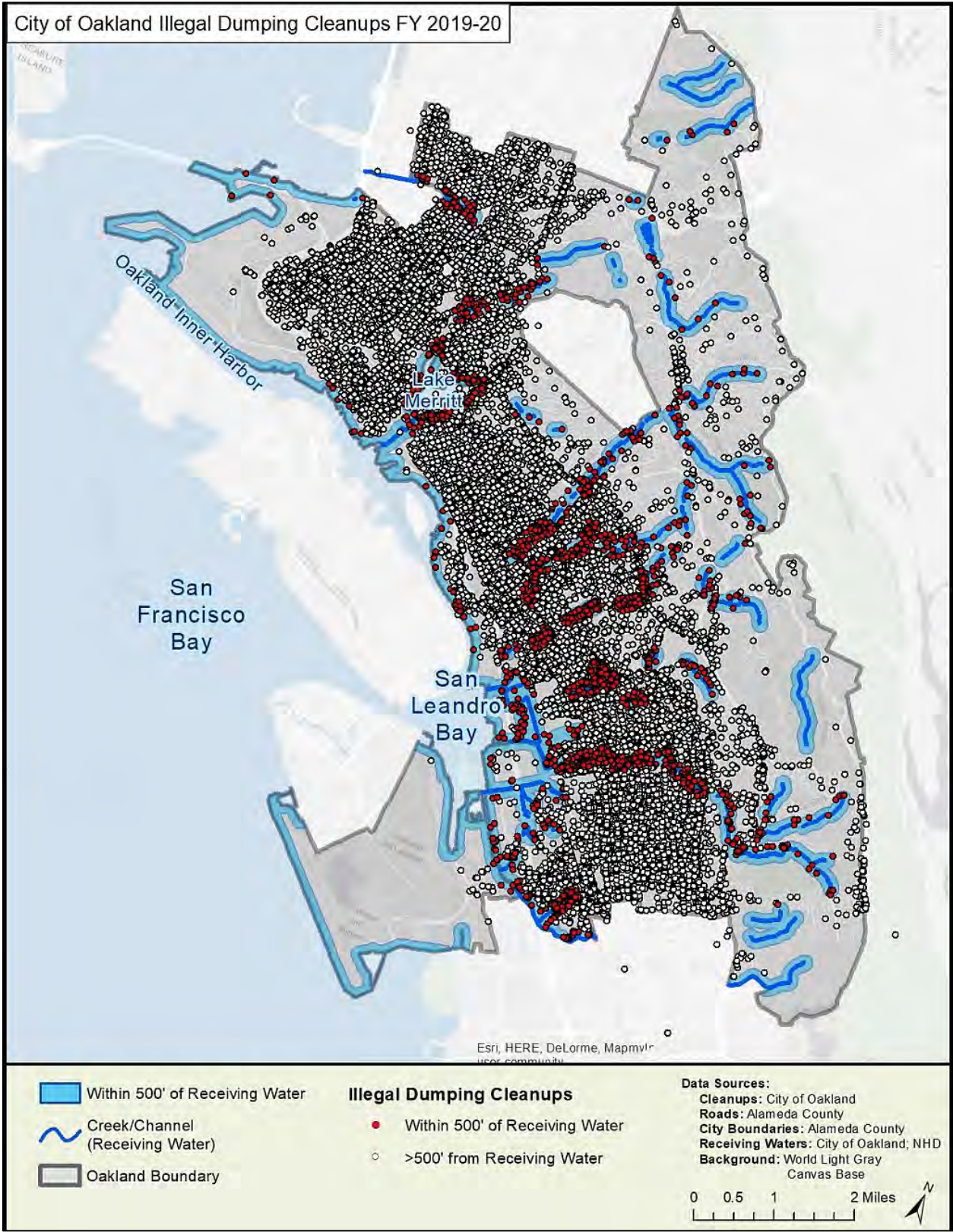


Figure 7. City of Oakland Illegal Dumping Cleanup Locations, Fiscal Year 2019-20.

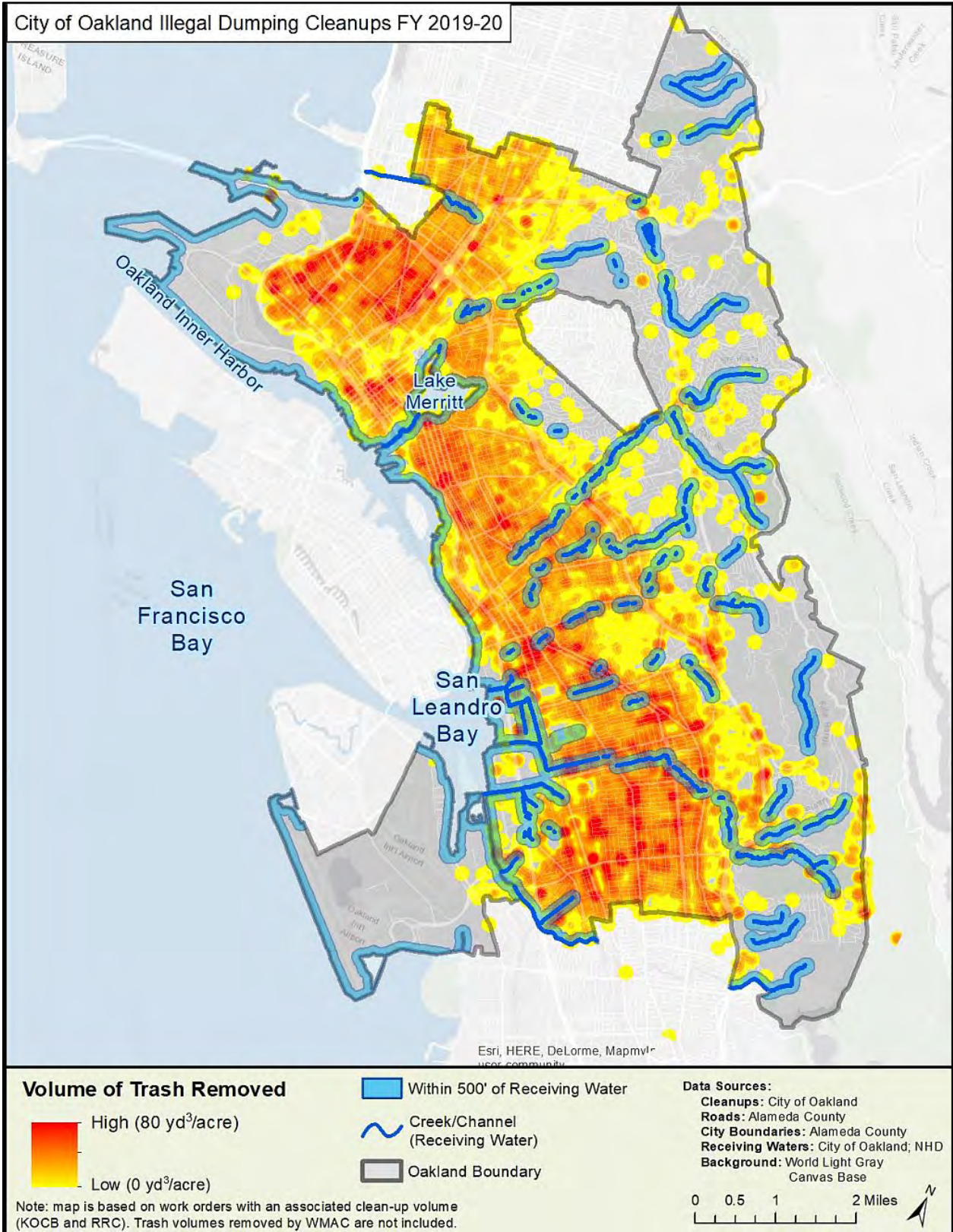


Figure 8. Density of City of Oakland Illegal Dumping Trash Removal Locations, Fiscal Year 2019-20.

Additional discussion of the illegal dumping clean-up events and the volume of trash removed in FY 2019-20, including efforts within 500 feet of a waterway, is provided in Section 5.6.3.

5.6.3 Total Trash Volumes Removed

Through its efforts to control trash associated with homeless encampments and illegal dumping, the City of Oakland removed more than 18.7 million gallons of trash from City streets, parks, and public rights-of-way in FY 2019-20 (Table 7; Figure 9). Of this volume removed, 81% (15.2 million gallons) was associated with illegal dumping and the remaining 3.5 million gallons was associated with homeless encampments. Over 2.3 million gallons of the trash removed by the City during FY 2019-2020 was within 500 feet of a waterway. That accounts for 12% of the total trash removed by the City.

Though the City's efforts the overall volume of trash removed increased by 24% in FY 2019-2020 compared to FY 2018-2019, the volume of litter removed associated with homeless encampments increased by an even greater amount (49%) during that timeframe. For litter associated with homeless encampments within 500 feet of a waterway, the volume of trash removed increases by a factor of 2.5. The increase in the amount of trash removed from homeless encampments is attributable to the City's enhanced efforts via the KOCB Division to increase the number of cleanup events at homeless encampment sites in FY 2018-19 (see Table 7; Figure 9).

As listed in Table 7, the number of illegal dumping cleanup events also increased in FY 2019-20 along with the volume of trash removed via these events, which increased by 20%.

Table 7. Gallons of Trash Removed via City of Oakland Homeless Encampment and Illegal Dumping Cleanup Efforts in Fiscal Years 2017-2018, 2018-2019 and 2019-2020.

Fiscal Year	Source and Trash Removal Location					
	Homeless Encampments		Illegal Dumping		Combined	
	Within 500' of a Waterway	All Sites	Within 500' of a Waterway	All Sites	Within 500' of a Waterway	All Sites
Gallons of Trash Removed						
2017-2018	54,340	557,942	1,899,708 ^a	12,148,044	1,954,048 ^a	12,705,986
2018-2019	146,995	2,357,433	1,836,992	12,751,974	1,983,988	15,109,407
2019-2020	362,408	3,513,253	1,927,317	15,262,860	2,289,725	18,776,112
Number of Cleanup Events						
2017-2018	71	382 ^b	4,553 ^a	34,289	4,624 ^a	34,671
2018-2019	74	936 ^b	5,519	39,340	5,593	40,276
2019-2020	177	1,264 ^b	5,924	44,552	6,101	45,816

^a Location information was not available for the illegal dumping work orders addressed by WMAC in FY 2017-18 and therefore these data were not included in the "within 500' of waterway" numbers for FY 2017-18. WMAC events and volumes trash removed are included in FY 2018-19 numbers presented in this table.

^b Number of homeless encampment clean-up events presented in this table differ from those presented in Table 3 because this table includes all clean-up efforts (abatement and garbage removal) conducted at encampment sites, while Table 3 presents abatements only.

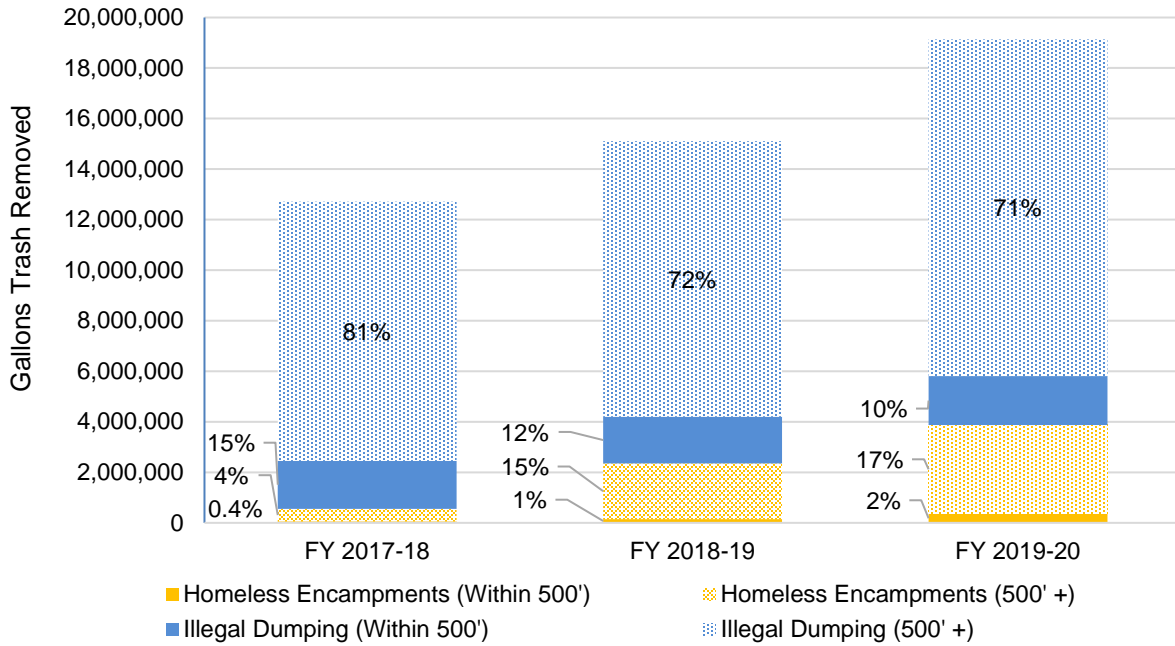


Figure 9. Volume of Trash Removed in the City of Oakland in Fiscal Years 2017-18, 2018-19, and 2019-20 by Source and Proximity to Waterways (i.e., within 500' and outside (500'+) of a waterway). Note: location information was not available for the FY 2017-18 work orders addressed by WMAC, so all volumes removed by WMAC in this FY was assigned to the 500+ category.

5.7 BULKY TRASH COLLECTION

The City hosted a total of eight Bulky Block Parties (BBP) during FY 2019-20. Bulky Block Party events were canceled after February 29, 2020 due to COVID-19. The number of appliances, tires and electronic waste items collected at each event are presented in Figure 10 and the total tons of trash collected through these events, including tires and appliances, is presented in Table 8.

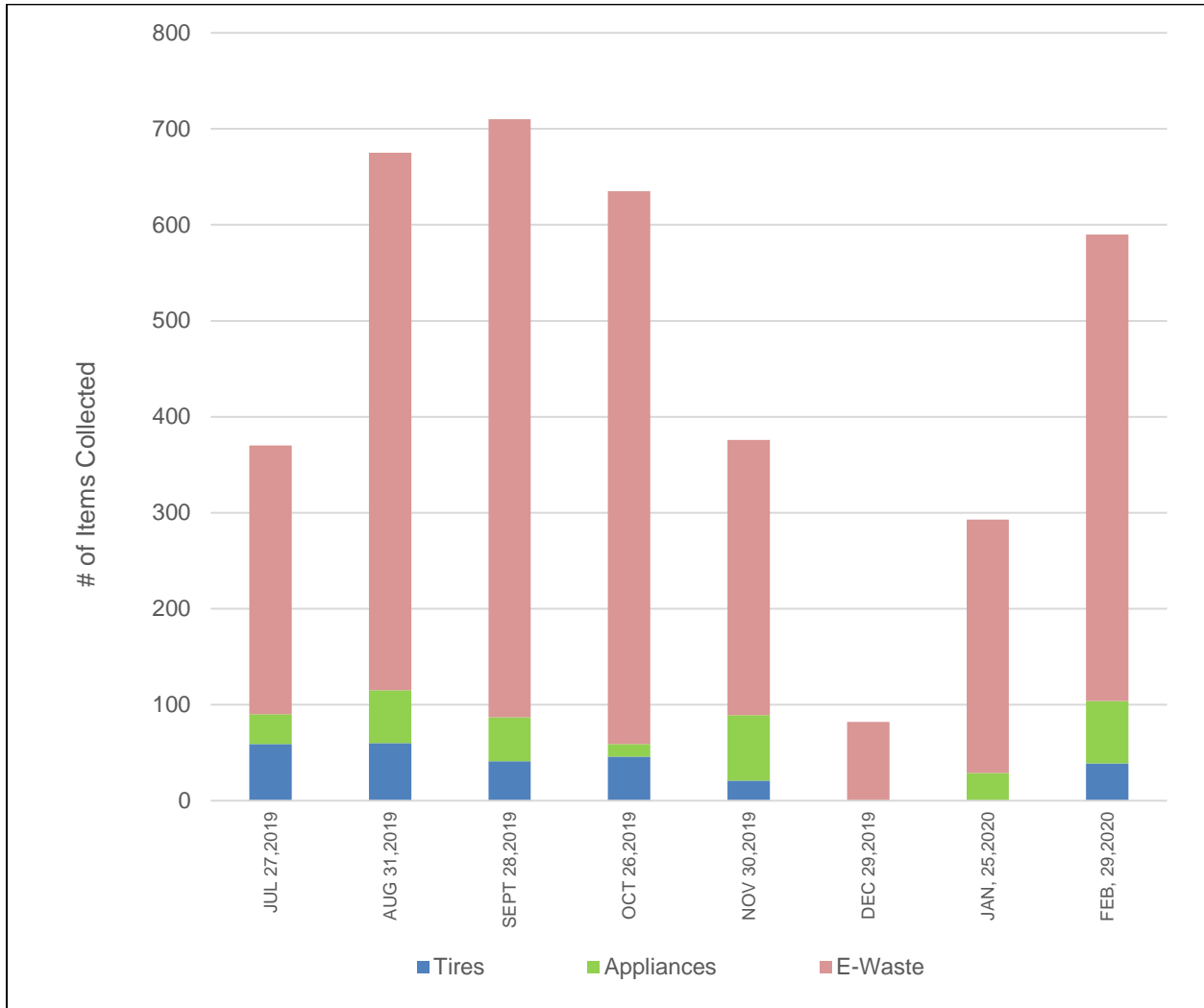


Figure 10. Number of Items Collected per City of Oakland Bulk Block Party Event, FY 2019-20.

Table 8. Quantity of Trash Collected at Bulk Block Party Events in the City of Oakland, FY 2019-20.

Date	Quantity (Tons)
7/27/2019	28.53
8/31/2019	85.96
9/28/2019	63.73
10/26/2019	48.43
11/30/2019	284.86
12/29/2019	65.95
1/25/2020	NA ^a
2/29/2020	116.76
Total	694.22

^a No data was available for the quantity of trash collected during the January 15th BBP event

SECTION 6: ASSESSMENT OF RECEIVING WATER CONDITIONS

In FYs 2015-16 through FY 19-20, the City participated in a regional project led by the Bay Area Stormwater Management Agencies Association (BASMAA) to develop and test a Receiving Water Trash Monitoring Plan (Trash Monitoring Plan). The project was intended to satisfy requirements in Provision C.10.b.v. of the MRP. The BASMAA Trash Monitoring Plan focused on initial evaluations of the extent, magnitude and pathways of trash present/deposited on the surface and banks of local creeks, channels, rivers and lakes/lagoons, and the shorelines of San Francisco Bay and the Pacific Ocean. The study area for the Trash Monitoring Plan consisted of receiving water bodies that are within the MRP Area, which includes portions of the five participating counties (San Mateo, Santa Clara, Alameda, Contra Costa, Solano) that are subject to MRP requirements.

As part of the testing phase of the Trash Monitoring Plan, trash assessments were conducted during 2018 through 2020 at five locations within the City of Oakland. Three sites were located at urban creeks/channel segments and two sites were located along the shorelines of Lake Merritt and Oakland Estuary. In addition, two monitoring events were conducted at two trash boom locations at Lake Merritt. The trash assessments results for the five sites in the City of Oakland are presented in Table 9. Trash boom monitoring results are presented in Table 10.

Both qualitative assessments included a visual survey that documented the levels and sources/pathways (including illegal dumping and homeless encampments) of trash observed, and quantitative monitoring that included the measurement of trash volumes collected from within defined assessment areas in creeks, channels, rivers, and lagoons.. The methodology and broader study objectives are described in detail in the BASMAA Receiving Water Trash Monitoring Plan BASMAA (2018) and the final report submitted to the Water Board by BASMAA on July 1, 2020 (BASMAA 2020).

The assessment results showed that trash deposited at sites due to homeless encampments was the predominant pathway during five (5) events. Illegal dumping was the predominant pathway during three (3) events, and litter deposited by wind or due to adjacent land uses (Litter/Wind) was the predominant trash pathway during two (2) events. The broader findings described in the final BASMAA Receiving Water Trash Monitoring Report (BASMAA 2020) show that at targeted locations, poor trash conditions are associated with higher proportions of trash from illegal encampments and illegal dumping. These findings are consistent with the data collected at the five targeted sites within the City of Oakland, where the highest volumes of total trash removed were attributed to either the homeless encampment or illegal dumping pathways.

Given that homeless encampments or illegal dumping were the most dominant pathways of trash observed at receiving water monitoring site in the City of Oakland, receiving water monitoring may be a useful indicator, along with other on-land and programmatic indicators, to measure trends in trash levels impacting local waterways. Trend indicators and methods, however, cannot be discussed and selected independently from the actions being taken as part of the City's Direct Discharge Plan. Given that the status of current and ongoing discussions between MRP Permittees and Water Board staff on the City's Direct Discharge Program implementation during MRP 3.0, and whether receiving water monitoring should be included as part of the Plan implementation, no further monitoring of receiving waters for trash is currently planned by the City in FY 2020-21. Should Water Board staff request that receiving water trash monitoring be included as an indicator of improved management of illegal dumping and

homeless encampments, the City will further explore the extent to which this type of monitoring would be helpful in understanding whether its Direct Discharge Plan is having an effect on trash in receiving waters in the City. Ideally, these requests from Water Board staff would align with future requirements adopted as part of the upcoming MRP reissuance expected to occur in 2021.

Table 9. Assessment Results for Trash Receiving Water Monitoring Conducted During the 2018 and 2019 at Five Targeted Sites Within City of Oakland.

Waterbody	Assessment Location	Trash Assessment Date	Assessment Area (sq ft)	Qualitative Assessment		Quantitative Assessment		Quantitative Trash Pathway			
				Trash Condition Score (0-12)	Trash Condition Category	Total Trash Removed (gallons)	Trash density (gal/ft ²)	Litter/Wind	Homeless Encampments	Illegal Dumping	Upstream Sources
Lake Merritt Channel	Shoreline	7/12/2018	3580	2	Low	8	0.002	100%	0%	0%	0%
		8/22/2019		6	Moderate	10	0.002	0%	100%	0%	0%
Oakland Estuary at Sausal Outfall	Shoreline	7/12/2018	4380	4	Moderate	20	0.005	100%	0%	0%	0%
		8/22/2019		6	Moderate	70	0.015	21%	36%	43%	0%
Courtland Creek	Creek	7/11/2018	3150	5	Moderate	5	0.002	0%	100%	0%	0%
		8/22/2019		11	Very High	30	0.009	0%	100%	0%	0%
Arroyo Viejo	Creek	7/11/2018	2780	6	Moderate	544	0.196	12%	88%	0%	0%
		8/22/2019		10	Very High	85	0.157	0%	100%	0%	0%
Peralta Creek	Creek	7/10/2018	3380	11	Very High	155	0.046	16%	6%	77%	0%
		8/22/2019		10	Very High	75	0.016	0%	13%	73%	13%

Table 10. Assessment Results for Trash Receiving Water Monitoring Conducted During Three Sample Events in 2018 and 2019 at Outfall 56 and Two Sample Events in 2018 at the Glen Echo boom at Lake Merritt, Oakland.

Location	Drainage Area (acres)	Trash Assessment Date	Previous Clean Date	Period of Trash Accumulation (Days)	Trash Volume Removed (Gallons)	Gallon/Day	Gallons/Month/Acre
Outfall 56	138	4/17/2018	3/27/2018	21	5	0.24	0.05
		2/28/2019	2/21/2019	7	20	2.86	0.62
		1/21/2020	1/28/2020	7	30	4.29	0.93
Glen Echo	1609	4/17/2018	3/27/2018	21	20.5	0.98	0.02
		2/28/2019	2/21/2019	7	102	14.57	0.27

SECTION 7: FUNDING AND PLANNED ACTIONS

7.1 FISCAL YEAR 2020-2021 BUDGET

On June 25, 2019, the Oakland City Council adopted the balanced, two-year \$3.29 billion “Oakland Together” budget covering FYs 2019- 20 and 2020-21. The Oakland Together budget adopts the Mayor’s proposed budget and augments funding (\$44.4 million in amendments) to address shared priorities on which the Mayor, the City Council, and Oaklanders are aligned, including:

Illegal Dumping (\$3.6 million):

- Adds an illegal dumping crew.
- Strengthens illegal dumping rewards program and funds an education campaign to address behavior change related to littering and dumping.
- Funds “Last Saturday Free Dump Days” (referred to in this report as the Bulky Block Party Events) at the Edgewater Corporation Yard to assist residents with proper disposal of bulky waste.
- Funds additional cameras in illegal dumping hot spots.

Homelessness (\$32million):

- Creates Oakland’s first-ever Commission on Homelessness.
- Allocates \$19.3 million in State Homeless Emergency Aid Program (HEAP) funding (\$10 million of which is anticipated from the Governor’s budget for homeless services).
- Creates a \$2.7 million fund for anti-displacement services and housing security improvements.

In partnership with the San Francisco Foundation, the Keep Oakland Housed program augments the City’s budget with \$8 million in rapid anti-displacement assistance.

7.2 PLANNED ACTIONS

To the extent possible and within the City’s budgets, the City will continue to expand its efforts to prevent, support and control homelessness and illegal dumping in FY 2019-20 and future years. Besides continuing the ongoing programs described in the City’s Direct Discharge Plan, it will also implement the following programs:

- Homelessness prevention, support, and control:
 - HEAP funds will be used to expand existing homeless programs such as Community Cabins and safe parking; enhance the health, sanitation, and safety of unsheltered residents; and provide employment training and opportunities to hire unsheltered people to assist with litter removal at encampments.

- FY 2020-21 budget money will be used to support rapid-rehousing, services, and interventions for homeless residents, including a mobile homeless outreach team.
- In March of 2020, Oakland voters passed Measure Q—The 2020 Oakland Parks and Recreation Preservation, Litter Reduction, and Homelessness Support Act which authorizes a twenty-year annual special parcel tax. The new funds will be used to:
 - Provide programs to help homeless individuals move out of parks and into shelters and housing;
 - Remove trash and debris from city parks;
 - Keep restrooms at parks and recreational centers clean by attending to them more than once a day; and
 - Protect local water quality by cleaning storm systems and park creeks.
- Illegal dumping abatement programs:
 - Oaktown Proud Illegal Dumping Education and Outreach Campaign; and
 - Student Ambassador Program.

SECTION 8: TRASH REDUCTION OFFSET

In accordance with Provision C.10.e.ii of the Permit, the City can claim up to a 15% offset in trash load reduction using a formula identical to the offsets allowed for additional creek and shoreline cleanups (Provision C.10.e.i). This formula applies a 10:1 offset to the total trash volume collected via control measures that apply to the provision. For the City, the trash load that applies is defined as any cleanup of homeless encampments or illegal dumping that was identified as being within 500 feet of a waterway. For FY 2019-20, this includes the 362,408 gallons removed from homeless encampments and the 1,927,317 gallons removed from illegal dumping locations, for a total of 2,289,725 gallons (see Table 7).

Consistent with its Baseline Trash Generation Map for stormwater, the City has a reported baseline trash generation load of 490,396 gallons of trash. Fifteen percent of this baseline load equals 73,559 gallons. By applying the ten to one offset ratio, the trash volume increases to 735,594 gallons. The City would need to remove this volume of trash via actions conducted under its Direct Discharge Program to receive the 15% trash load reduction offset for implementing these actions. In FY 2019-20, Oakland removed approximately 3.1 times more trash within 500 feet of a receiving water than was necessary to claim the 15% reduction (Table 11). Therefore, consistent with the MRP, the City is reporting a 15% reduction offset in its FY 2019-20 Annual Report.

Table 11. FY 2019-20 Trash Load Reduction Data Summary, City of Oakland.

Metric	Trash (gallons)
Baseline Load	490,396
15% of Baseline Load	73,559
Load required to offset 15% of Baseline Load at 10:1 offset	735,594
Quantity of trash removed in FY 2019-20 within 500 feet of waterway	2,289,725 (Over 3x the Load Required to Offset 15%)

ATTACHMENTS

ATTACHMENT 1

CITY OF OAKLAND DIRECT DISCHARGE WORK PLAN APPROVAL LETTER



San Francisco Bay Regional Water Quality Control Board

Sent via email: no hard copy to follow

April 9, 2019
CIWQS ID: 241756

Watershed and Stormwater Management Division
City of Oakland
Attn.: Ms. Kristin Hathaway, Watershed Program Supervisor
250 Frank H. Ogawa Plaza, Suite 4314
Oakland, CA 94612

Emailed to: Kristin Hathaway, khathaway@oaklandca.gov

Subject: Approval of the City of Oakland's Direct Trash Discharge Controls Plan Developed per the Municipal Regional Stormwater NPDES Permit, Provision C.10.e.ii, Trash Load Reduction, Optional Trash Load Reduction Offset Opportunities, Direct Trash Discharge Controls

Dear Ms. Hathaway:

Thank you for submitting the City of Oakland's (City's) Direct Trash Discharge Control Plan (Plan), dated March 13, 2019, to the San Francisco Bay Regional Water Quality Control Board (Water Board). The Water Board recognizes and appreciates the significant resources and effort that the City has committed to in the Plan. The Plan characterizes the sources of directly discharged trash in the City and describes the approaches and activities of the City's many abatement programs and efforts. The Plan meets the minimum requirements of Municipal Regional Stormwater NPDES Permit (MRP) Provision C.10.e.ii, Direct Trash Discharge Controls.

With this letter, the Executive Officer approves the Plan submitted by the City per Provision C.10.e.ii, for the remainder of the current permit term, with the following conditions:

- The City may claim up to a 15 percent direct discharge credit toward the trash load reduction goal in the 2018-19 and 2019-20 MRP annual reports. Credit will be based on reporting adequate success in reducing homeless encampment impacts to the trash

DR. TERRY F. YOUNG, CHAIR | MICHAEL MONTGOMERY, EXECUTIVE OFFICER

1515 Clay St., Suite 1400, Oakland, CA 94612 | www.waterboards.ca.gov/sanfranciscobay

condition adjacent to the creeks, consistent with MRP Provisions C.10.e.i and C.10.e.ii., and the collection and removal of a sufficient volume of trash.

- Each annual report should include an update of the Plan's implementation, scheduling and funding. The update may be included in the annual report section addressing Long Term Trash Load Reduction Plan updates per Provision C.10.d, or as a separate document.
- Any significant changes in the Plan must be submitted to, and approved by, the Executive Officer prior to their implementation.

Each Provision C.10.e.ii requirement is presented below followed by a brief summary of how the Plan satisfies the requirement.

a. Description of sources of the directly discharged trash

The Plan identifies homelessness and illegal dumping as the two main drivers of directly discharged trash and explains the root causes behind homelessness. Homeless encampments discharge trash mainly as a result of insufficient sanitation and debris collection services. Socioeconomic pressures have challenged the City's ability to combat the expanding homelessness crisis. These include long-term and recent decreases in Federal and State funding for housing programs, poverty, increasing costs of living, and under-employment and unemployment. In 2017, the City investigated the sources of illegal dumping materials and found that 55% of the piles they found included illegally dumped materials from residential sources, 29% of the material in those piles originated in Oakland, and 32% of those piles were found in areas where the infrastructure was moderately to severely neglected.

b. Description of control actions that will be implemented during the permit term to prevent or reduce direct discharge trash loads in a systematic and comprehensive manner

In order to more efficiently abate direct discharges of trash from homeless encampments, the City is addressing the homelessness crisis at its roots. This includes forming partnerships with Alameda County on funding upstream interventions and affordable housing, expanding resources available for homeless shelters by declaring a shelter crisis and passing Resolution 87129 C.M.S - a list of resources needed to end homelessness in the City by 2022 - and contracting with non-profit organizations to provide services to homeless and near-homeless people. The City has also secured a total of \$7 million in grants from a federal Community Development Block Grant, a Department of Housing and Urban Development (HUD) Emergency Shelter Grant, the HUD Supportive Housing Program, HUD Housing Opportunities for Persons with AIDS, HUD Continuum of Care, Alameda County, and the Oakland Housing Authority. The City has secured an \$8.6 million grant from the State of California's Homeless Emergency Aid Program and received \$10 million in one-time funds from Alameda County. Starting in July 2018, the \$9 million Keep Oakland Housed (KOH) program is funded and run by local businesses and organizations and endeavors to prevent homelessness by providing legal representation, emergency financial assistance, and supportive services. The City is coordinating with Caltrans on the installation of outdoor

emergency shelter facilities at locations in the City within Caltrans' right of way. For example, the City and Caltrans are planning outdoor emergency shelter facilities at three locations: 1) 27th and Northgate (existing; leased from Caltrans for a nominal payment), 2) west side of Mandela Parkway (in development), and 3) 105 5th street.

The Plan also describes the City's downstream efforts to manage homeless encampments, including the process by which encampments are identified, prioritized and abated, and the task forces and clean-up crews that perform this work. In order to prevent re-encampment of a homeless encampment that has been closed, the City uses physical barriers such as fencing or boulders when possible. A Homeless Encampment Task Force (HETF) meets regularly to review/update the list of encampments and decide which encampments will be designated for closure, cleaning, health and safety interventions, and debris pickup in the following weeks based on available resources and capacity. This task force includes staff from Public Works, Human Services, the City Administrator's Office, the Oakland Police Department, the Oakland Fire Department, and as needed, the City Attorney's Office. The City considers damage to environmentally critical areas such as receiving waters when determining if homeless encampment intervention is warranted. When Watershed and Stormwater Division staff observe, or are notified of, an encampment that is impacting a waterway, staff notifies the HETF for inclusion of that encampment in their list of priority sites. For example, the City recently removed an encampment at Peralta Park adjacent to the Lake Merritt channel that was impacting a restored wetland and moved some of the displaced homeless persons to a community cabin site at the Henry J. Kaiser Convention Center.

Through regular notification of homeless encampment cleanups within 500 feet of a waterway from the City's asset management software, Cityworks, City Watershed and Stormwater Management Division staff relay that information to the HETF on a monthly basis. Cityworks has various fields for tracking a range of conditions about the work performed, such as distance from a waterway, and all work is geocoded allowing staff to analyze homeless encampments within 500 feet of waterways. Staff are also made aware of encampments near waterways by direct contact with stakeholders such as community members or groups, or by other constituents who contact City staff when they observe activities that may be impacting a waterway. Direct observations are also made by staff when conducting other field work. Staff from the Litter Enforcement Officer Program (Litter Program) assist in identifying homeless encampments. The City also coordinates with adjacent landowners to strategize encampment prevention and trash removal – for at least 10 years, the City has held a standing quarterly meeting with Caltrans to discuss those strategies. The City has established regular sanitation services at 12 encampments, which includes garbage and debris pickup once per week.

Regarding illegal dumping abatement, the City formed an Illegal Dumping Task Force in 2017 which coordinates abatement activities with Caltrans, the Union Pacific Railroad, and the Alameda County Flood Control and Water Conservation District. The Plan contains a heatmap of illegal dumping abatement occurrences and describes the process by which Oakland Public Works Department's (OPW's) Keep Oakland Clean and Beautiful Division performs illegal dumping abatements. Launched in 2018, the Rapid Response Crew (RRC) uses trucks to remove trash from main thoroughfares, noted hotspots, and city blocks, and has secured and expanded funding for future fiscal years. Table 2 in the Plan lists illegal

dumping statistics starting in FY 2012-2013, and one important detail is that the number of closed illegal dumping works orders and the total volume of material removed have increased every year. In 2014, the City established a program which rewards community members to report illegal dumpers using the collected fines. In 2018, the City relaunched the Litter Program by hiring 5 new officers who assist in illegal dumping outreach, education, investigation, and enforcement. New budget appropriations have secured funding for the Litter Program. The Plan describes the City's illegal dumping education efforts, its free bulky pickup service, and its abatement funding. Illegal dumping abatement funding has a baseline of \$5.5 million per year which has often been increased year-to-year in order to hire new staff and purchase new resources for programs like the RRC.

Illegal dumping abatement requests are received through the City's call center and are distributed to the appropriate department(s) through a computerized maintenance management system database called Cityworks. Since 2009, the City has maintained a performance standard of closing out 85% of its illegal dumping requests within three working days. The City operates a phone app called SeeClickFix which its citizens can use to refer illegal dumping requests. Oversight of SeeClickFix comes from the supervisors and managers who oversee staff that respond to the service requests as well as the RRCs that proactively clean illegal dumping sites at main thoroughfares, noted hotspots, and block-by-block. The City facilitates a Caltrans Working Group to coordinate cleanup activities and share information regarding problem areas. Caltrans shares its monthly cleanup schedule with the City. Also, through the recently-adopted 311 system, when the City receives a complaint about dumping or other issues in the Caltrans right of way, the complaint is automatically forwarded to the Caltrans area supervisor. At many sites, Caltrans has, at the City's request, increased the cleaning frequency from once per month to twice per month to reduce impacts.

Regarding human waste discharges from RVs, the number parking on City streets has significantly increased in recent years, which has coincided with an increase in complaints about discharges of human waste. Staff has been working to address this challenge by developing a Safe Parking Program. A critical element of that program is to identify a service provider which would service RVs by collecting and appropriately disposing of their black water. Roto Rooter, an existing City contractor, has confirmed that it can provide that service. The has identified several sites and is moving forward with initial stages of implementing the Safe Parking Program.

c. Map of the affected receiving water area and associated watershed

The Plan contains a map of the City's watersheds and receiving waters. The Plan also has several maps containing trash removal data. First, there is a map of the City's homeless encampment cleanups for fiscal year 2017-18, which juxtaposes locations and volumes of trash removed from homeless encampments with locations of receiving waters. Second, there is a map of the City's illegal dumping cleanups for fiscal year 2017-18, which juxtaposes locations and volumes of trash removed from illegal dumping sites with receiving waters. Finally, there is a map showing the location of all homeless encampment cleanups and illegal dumping cleanups relative to receiving waters, for fiscal year 2017-18. In each fiscal year

that the City claims a direct trash discharge controls offset, the City will provide an updated version of each of these three maps with its MRP annual report.

d. Description of how effectiveness of controls will be assessed, including documentation of controls, quantification of trash volume controlled, and assessment of resulting improvements to receiving water conditions

The Plan describes the different types of data and information that the City will collect in order to evaluate the effectiveness of its various strategies, including: the number of abated homeless encampments and illegal dumping sites, volume of trash removed, and the number of citations. The City will submit a receiving water monitoring report in September 2020 along with its fiscal year 2019-20 annual report, which will use the results of the Bay Area Stormwater Management Agencies Association's (BASMAA) regional Trash Receiving Water Monitoring Plan to determine whether receiving water monitoring data can provide statistically significant findings on the successful implementation of the City's Plan. If necessary, the City will evaluate alternative strategies for assessing improvements to receiving water conditions, and then will obtain approval from the Water Board before implementation of any alternative strategy. With the submittal of the 2018-2019 annual report, the City will report on a metric that it will use to assess improvements to receiving water conditions. A summary of all other information required by MRP Provision C.10.e.ii.d will be submitted with each annual report in which the City requests to claim a Direct Trash Discharge Controls offset.

In each fiscal year that the City claims a Direct Trash Discharge Controls offset, the City will use the total volume of material removed (or prevented) from sites located within 500 feet of a waterway to calculate the offset that it will claim in accordance with MRP Provision C.10.e.ii. The City has determined that 500 feet is the maximum distance that trash from illegal dumping and/or homeless encampments could reach a waterway via pathways other than the municipal separate storm sewer system.

A copy of the Plan will be available at the following URL under the Direct Trash Discharge Control Plans subheading:

https://www.waterboards.ca.gov/sanfranciscobay/water_issues/programs/stormwater/MRP/Prov_C10.html

Should you have any questions, please contact Zach Rokeach of my staff at (510) 622-2364 or via email to zachary.rokeach@waterboards.ca.gov.

Sincerely,



for Michael Montgomery
Executive Officer


Digitally signed by Keith
H. Lichten, Division Chief
Date: 2019.04.09 18:06:14
-07'00'

Cc: Jim Scanlin, Program Manager, Alameda County Clean Water Program

ATTACHMENT 2

CITY OF OAKLAND RESOLUTION 88038

2020 FEB 20 AM 9:09


City Attorney's Office

OAKLAND CITY COUNCIL

RESOLUTION NO. 88038 C.M.S.

INTRODUCED BY COUNCIL PRESIDENT KAPLAN

**ADOPT A RESOLUTION RENEWING AND CONTINUING
THE CITY COUNCIL'S DECLARATION OF A LOCAL EMERGENCY
DUE TO THE EXISTENCE OF THE CITY'S HOMELESSNESS CRISIS**

WHEREAS, homelessness has long-term and serious consequences to the health and safety of those who experience it, in particular children who are at risk of health problems including life-long behavioral health challenges; and

WHEREAS, homelessness is a national crisis where the US Department of Housing and Urban Development's 2018 Annual Homeless Assessment Report found that 553,000 Americans were experiencing homelessness on a single day; and

WHEREAS, according to this 2018 Annual Homeless Assessment Report, California accounted for 24% of the nation's homeless population; and

WHEREAS, California "does not have enough affordable housing stock to meet the demand of low-income households" and "the state's 2.2 million extremely and very low-income renter households compete for 664,000 affordable rental homes" as stated in a report by the 2018 League of California Cities Homelessness Taskforce; and

WHEREAS, in the 2017 Alameda County's Homeless Persons Point-In-Time recorded 5,629 people experiencing homelessness the night of January 30, 2017, an increase of 1,489 people from the 2015 count; and

WHEREAS, in 2017 Alameda County's Homeless Persons Point-In-Time Count, 2761 homeless persons were counted in the City of Oakland; and

WHEREAS, on September 19, 2018, a United Nations report on "adequate housing" described Oakland's efforts to "to discourage residents from remaining in informal settlements or encampments by denying access to water, sanitation and health services and other basic necessities" as "cruel;" and

WHEREAS, on January 5, 2016, and also on October 6, 2017, the Oakland City Council adopted ordinances (No. 13348 and No. 13456 respectively), both of which declared a shelter crisis due to a “significant number of persons...without the ability to obtain shelter, resulting in a threat to their health and safety;” and

WHEREAS, conditions described in Ordinance Numbers 13348 and 13456 persist including the exposure of “homeless individuals to traffic hazards, crime, risk of death and injury, exposure to weather, lack of adequate sanitation and debris services, and other conditions that are detrimental to their health and safety;” and

WHEREAS, the number of unhoused individuals or individuals living in substandard or temporary conditions continues to overwhelm our limited City resources and has a devastating impact upon the public health and safety of our residents and the citizenry; and

WHEREAS, multiple cities across California have declared homelessness an emergency including Los Angeles and San Francisco and in California, former Governor Jerry Brown declared a state of emergency in 2017 for a Hepatitis A outbreak in San Diego that killed 20 homeless individuals and left hundreds ill; and

WHEREAS, on February 26, 2019, the City Council adopted Resolution No. 87538 that proclaims that a local emergency exists due to the welfare and safety concerns of those who live in homelessness or at risk of homelessness pursuant to Government Code section 8630; now, therefore, be it

RESOLVED: That the City Council of the City of Oakland finds and proclaims that a local emergency exists due to the welfare and safety concerns of those who live in homelessness or at risk of homelessness and pursuant to Government Code section 8630 does so declare; and be it

RESOLVED: The City Council will renew its declaration of a local public health emergency about the homelessness crisis, as stated in Resolution No. 87538 at each of its regular Council meetings to assure that efforts to solve homelessness remain in the forefront and the emergency will continue until its termination is proclaimed and ordered by the City Council, and will be reviewed every 60 days by the City Council pursuant to Government Code section 8630; and be it

FURTHER RESOLVED: That the City Clerk shall communicate this resolution to all City Departments, to the Governor, to the President Pro Tempore of the California Senate and the Speaker of the California Assembly, to the regional California Congressional delegation and Senators, and to President Trump.

IN COUNCIL, OAKLAND, CALIFORNIA,

FEB 18 2020

PASSED BY THE FOLLOWING VOTE:

AYES - FORTUNATO BAS, GALLO, GIBSON MCELHANEY, KALB, REID, ~~THAO~~ THAO AND PRESIDENT KAPLAN -7


NOES - 0

ABSENT - 0

ABSTENTION - 0

Excused - 1 Taylor

ATTEST



LATONDA SIMMONS
City Clerk and Clerk of the Council of the
City of Oakland, California

ATTACHMENT 3

HOMELESS ENCAMPMENT CLEANUP SCHEDULE

HOMELESS ENCAMPMENT CLEAN-UP SCHEDULE

Days		Location	Intervention
Tuesday-Thursday		PILE REMOVAL:	Pile Removal (PR) / Garbage Cart Service (GCS) Porta Potty (PP) / Wash Stations (WS) / Abandoned Auto
		42nd & San Leandro	PR; GCS; PP; WS
		Russet & Moorpark	PR; GCS; PP; WS
		85th & San Leandro	PR; GCS; PP; WS
		83rd & Hillside	PR; GCS; PP; WS
		77th & Hawley	PR; GCS; PP; WS
		Hegenberger loop	PR; GCS; PP; WS
		46th & E. 12th	PR; GCS; PP; WS
		48th & E. 12th	PR; GCS; PP; WS
		Bancroft Way	PR; GCS; PP; WS
		47th & San Leandro	PR; GCS; PP; WS
		E. 12th & 42nd Ave	PR; GCS; PP; WS
		Alameda Ave	PR; GCS; PP; WS
		14th & MacArthur	PR; GCS; PP; WS
		Union Point Park	PR; GCS; PP; WS
		E. 12th Median	PR; GCS; PP; WS
		Atol Tennis Courts	PR; GCS; PP; WS
		1st & E. 12th	PR; GCS; PP; WS
		Independent	PR; GCS; PP; WS
		Bancroft & High	PR; GCS; PP; WS
		Wood St	PR; GCS; PP; WS
		45th & MLK	PR; GCS; PP; WS
		36th & MLK	PR; GCS; PP; WS
		34th & Telegraph	PR; GCS; PP; WS
		34th & Elm	PR; GCS; PP; WS
		Santa Clara & Harrison	PR; GCS; PP; WS
Friday		cont. Pile Removal	
		16 th & Mandela	PR; GCS; PP; WS
		5 th & Filbert	PR; GCS; PP; WS
		Manila Avenue	PR; GCS; PP; WS
		5 th & Kirkham	PR; GCS; PP; WS
		6 th & Alice	PR; GCS; PP; WS
		28 th & Ettie	PR; GCS; PP; WS
		24 th & Union	PR; GCS; PP; WS
		29th/30th & MLK	PR; GCS; PP; WS
		Northgate & Sycamore	PR; GCS; PP; WS
692 Baldwin	PR; GCS; PP; WS		
27-Aug-20	Thursday	38th & Manila	Deep Cleaning
3-Sep-20	Thursday	Moorpark/Pearmain / 107th Ave Interagency Operation with Alameda County	
10-Sep-20	Thursday	MLK 29th through 30th	Deep Cleaning
16-Sep-20 thru 17-Sep-20	Thursday	MLK 23rd thru 25th / w. Grand	Deep Cleaning
23-Sep-20 thru 25-Sep-20	Thursday	San Leandro between 81st through 85th Interagency Operation with BART	Deep Cleaning

* The schedule is created in advance and is subject to change at any time without further notice.

*Sites listed can be serviced in any order.

Updated 8/31/20

ATTACHMENT 4

HOMELESS ENCAMPMENT CLEANUP HEAT MAP FY 2018-19

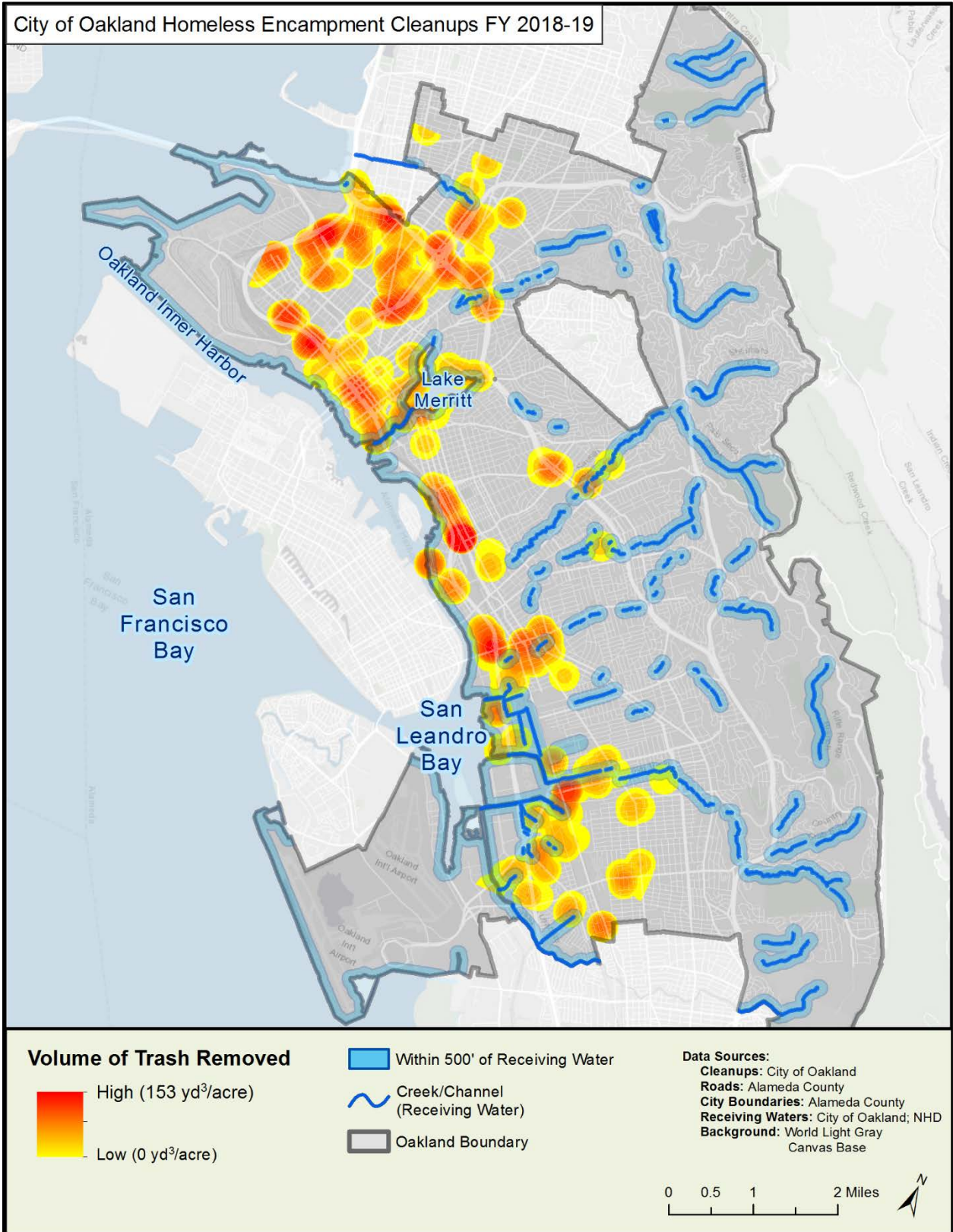


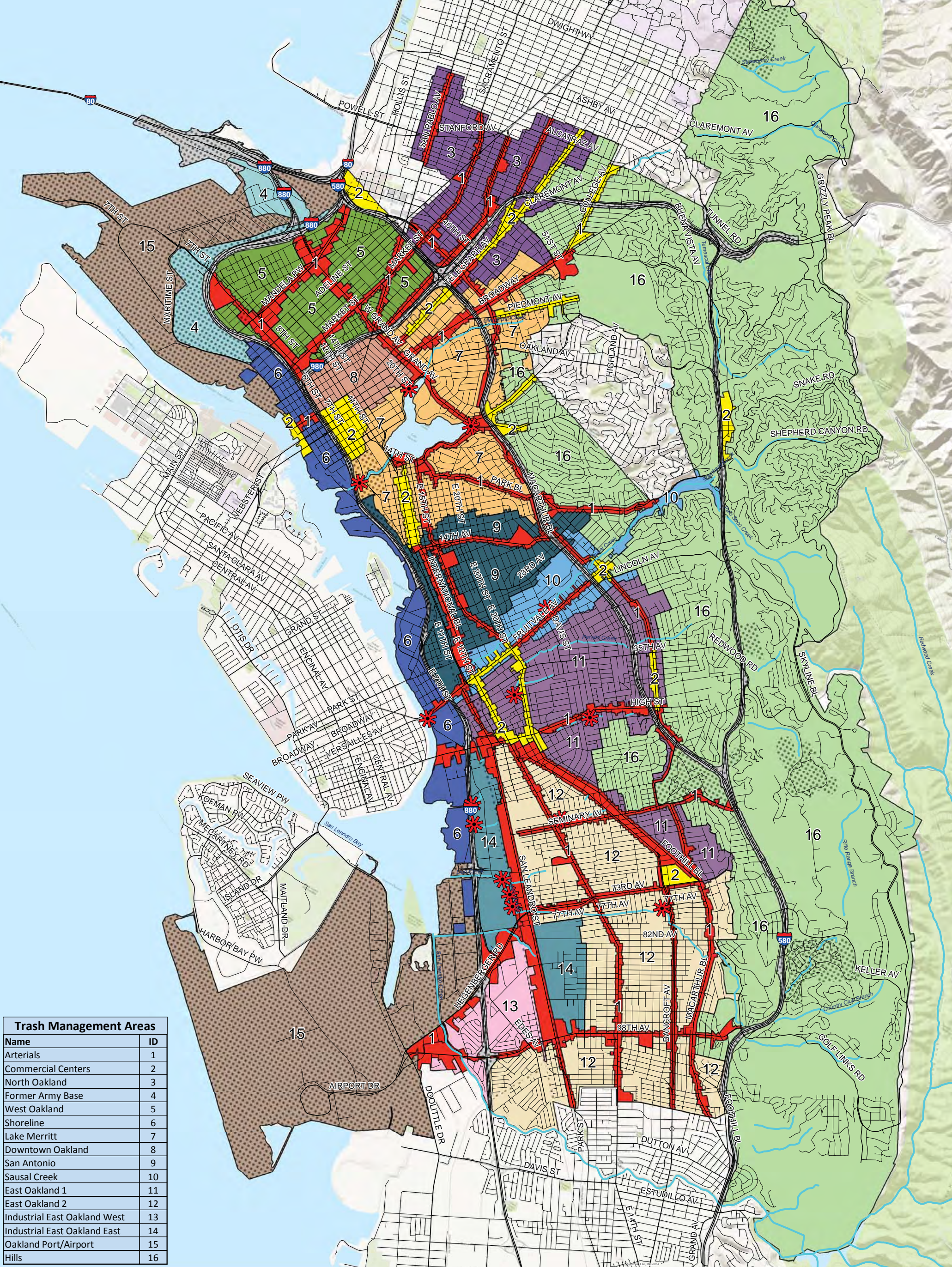
Figure 6. Density of City of Oakland Homeless Encampment Cleanups, FY 2018-19.

ATTACHMENT C.10.5

City of Oakland

Trash Management Areas Map

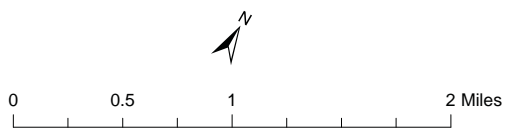
City of Oakland Trash Management Areas Map



Trash Management Areas	
Name	ID
Arterials	1
Commercial Centers	2
North Oakland	3
Former Army Base	4
West Oakland	5
Shoreline	6
Lake Merritt	7
Downtown Oakland	8
San Antonio	9
Sausal Creek	10
East Oakland 1	11
East Oakland 2	12
Industrial East Oakland West	13
Industrial East Oakland East	14
Oakland Port/Airport	15
Hills	16

Legend

- Trash Hot Spot/Assessment Area
- Non-Jurisdictional
- Streets
- Agency Boundary
- Creeks

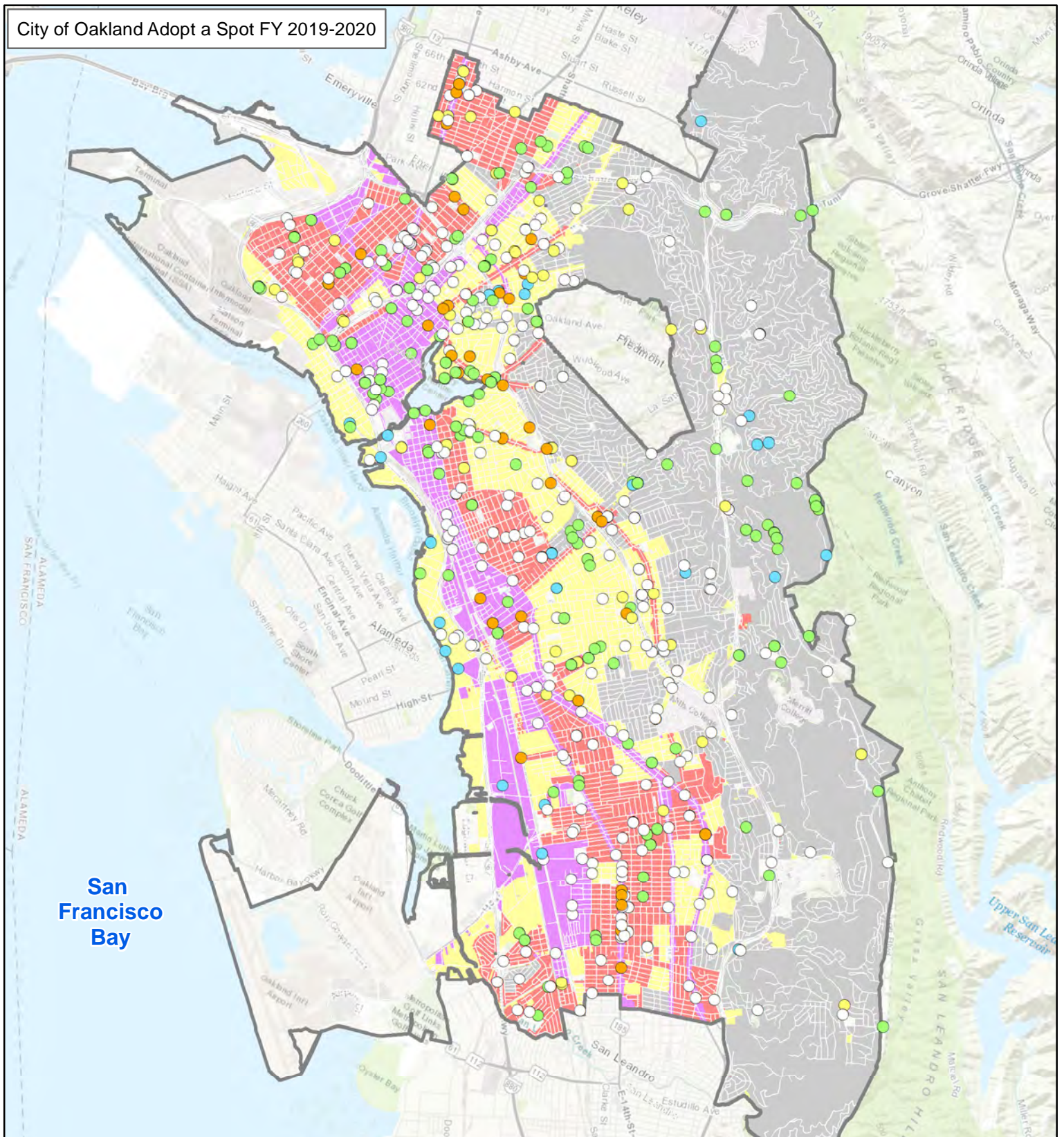


Data Sources:
 Roads: Alameda County
 City Boundaries: Alameda County
 Background: ESRI World Topographic Map

Map Created By:
 EOA, Inc.

Date:
 January 30th, 2014

ATTACHMENT C.10.6
City of Oakland Adopt a Spot Map
FY 2019-2020



Type of Adopted Spot

- Block
- Creek/Shoreline
- Litter Container
- Median
- Park

Trash Generation Rate

- Moderate
- High
- Very High



CITY OF OAKLAND

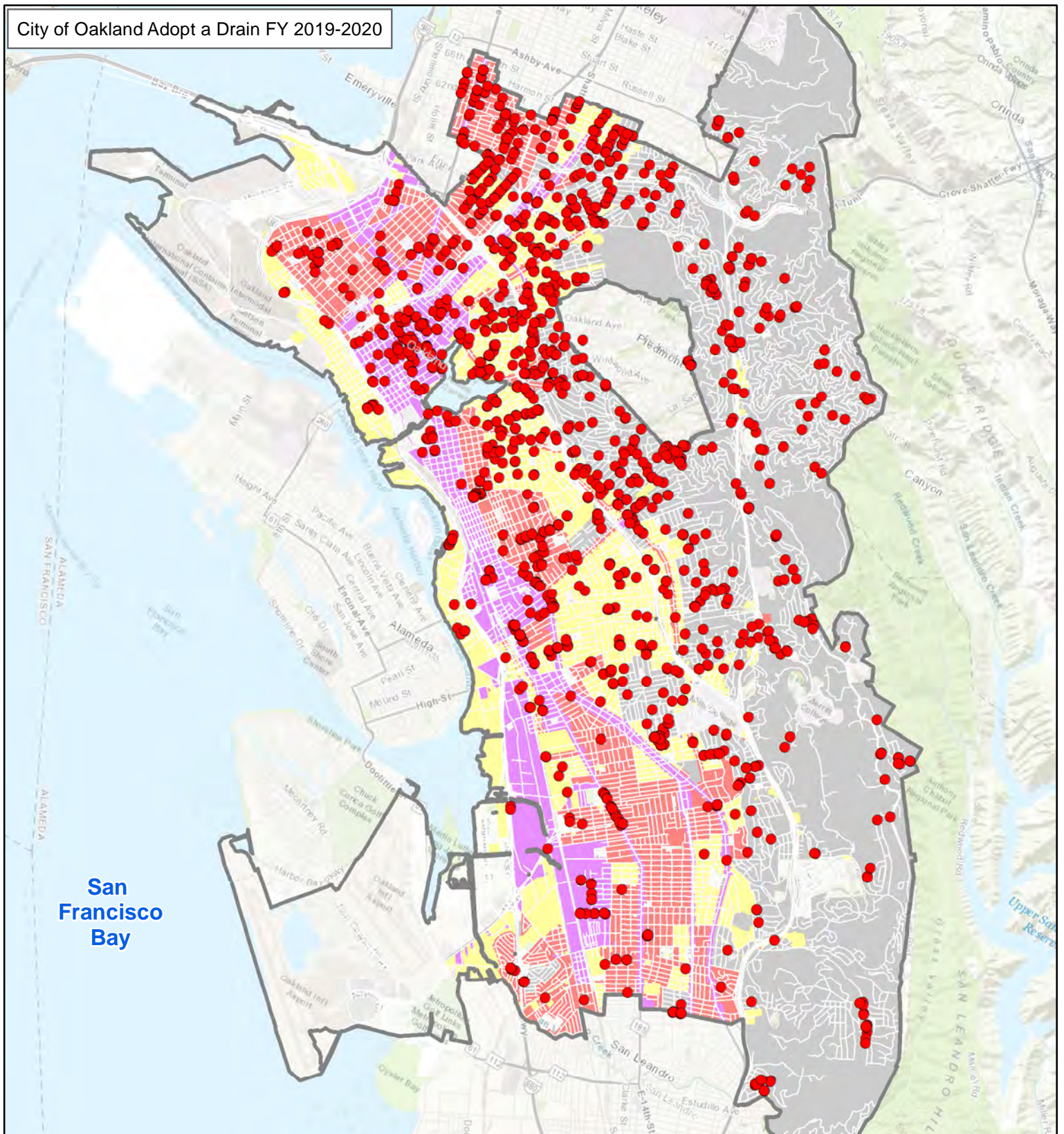


ATTACHMENT C.10.7

City of Oakland Street Adopt a Drain

Map

FY 2019-2020



● Adopted Storm Drain Inlet

Trash Generation Rate

- Moderate
- High
- Very High



CITY OF OAKLAND



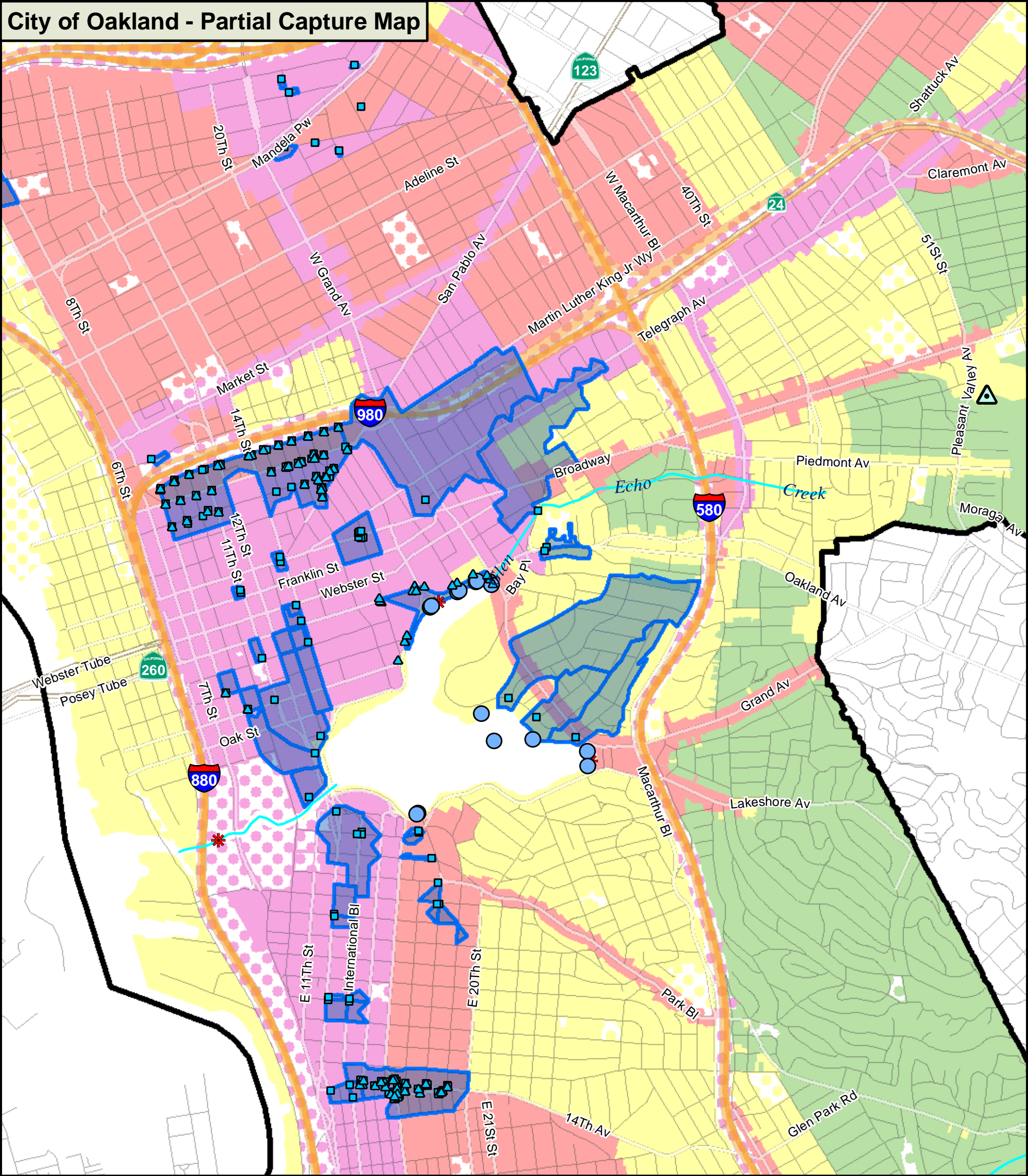
ATTACHMENT C.10.8

City of Oakland Partial Trash Full

Capture Map

FY 2019-2020

City of Oakland - Partial Capture Map



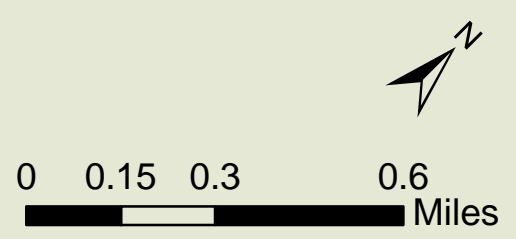
Legend

Trash Generation Category

- Low
- Moderate
- High
- Very High

- * Creek/Shoreline Hotspot
- △ Partial Capture (Private)
- Partial Capture (Lake Merritt Boom)
- ▲ Partial Capture (ARS)
- Full-Capture Location
- Full Trash Capture
- Non-Jurisdictional (Dot color = Generation Category)

- Streets
- Freeway
- ~ Creeks



ATTACHMENT C.10.9

City of Oakland Excess Litter Fee Fact Sheet

FY 2019-2020

Excess Litter Fee Program



WHAT IS THE EXCESS LITTER FEE PROGRAM?

On February 21, 2006, The City of Oakland adopted Ordinance 12727, enacting an Excess Litter Fee on Fast Food Businesses, Convenience Markets, Gasoline Station Markets and Liquor Stores. The purpose of this ordinance is to create and maintain safe, clean and sanitary streets, sidewalks, and public spaces by assessing a fee on businesses known to generate particularly high amounts of disposable materials that end up as trash and litter on the streets. The fee will not only provide the resources to collect and dispose of such trash to keep our City clean, but will also prevent trash and litter from entering the City's storm water runoff system, and potentially polluting those waters and/or hampering the proper performance of our system.

WHO IS REQUIRED TO FILE AND PAY?

- Fast Food Businesses
- Convenience Markets
- Gasoline Station Markets
- Liquor Stores

Every eligible business must file an annual Excess Litter Fee declaration on or before Aug 30 of each year, providing gross receipts. Gross receipts do not include the receipts from the sale of alcohol, gasoline or automotive services or products. Eligible businesses in Business Improvement Districts (BID) that currently pay BID assessments are subject to only 50% of the litter fee. After receipt of the declaration, the City will send you a fee assessment invoice. Payment of fees must be made within 15 days of issue date. Vehicular food vendors are not subject to the fee.

ELIGIBLE BUSINESSES DEFINED: (ORD 12727) www.oaklandnet/litterfeeordinance.com???

CONVENIENCE MARKET means any business engaged in the retail sale of food, beverages, and small personal convenience items, primarily for immediate off-premises consumption and typically found in establishments with long or late hours of operation but excludes delicatessens and other specialty food shops and businesses, businesses that are engaged in Large-Scale Combined Retail and Grocery sales Commercial Activities, as defined by Oakland Municipal code Section 17.10.345, and businesses that have a sizeable assortment of fresh fruits and vegetables and fresh-cut meat

FAST FOOD BUSINESS: means any business engaged in the retail sale of ready-to-eat prepared foods and beverages, for on- or off-premises consumption, whenever the foods and beverages are available upon a short waiting time and are primarily served in or on disposable wrappers, containers, or plates. Fast-Food Businesses may also exhibit other design and operating characteristics, including: (a) a limited menu; (B) food is typically ordered and served at a service counter; (C) food is paid for prior to consumption; (D) the facility in which the activity/use is occurring provides a take-out counter space and space for customer queuing. They also include certain activities accessory to the above, as specified in Section 17.10.040. In those areas of the city subject to the vehicular food vending pilot program ordinance, a business engaged in "vehicular food vending," as defined by Section 17.10.290, is not considered a Fast Food Business.

GASOLINE MARKET means any business engaged in the retail sale of food, beverages and small personal convenience items along with the retail sale of gasoline but excludes any business engaged in Large-Scale Combined Retail and Grocery Sales Commercial Activity as defined in Oakland Municipal Code Section 17.10.345, and excludes wholesale clubs or other establishments selling primary bulk merchandise and charging membership dues or otherwise restricting merchandise sales to customers paying a periodic access fee.

LIQUOR STORE: means any business engaged in Alcoholic Beverage Sales Commercial Activity, as defined in Oakland Municipal Code Section 17.10.300, but excludes any business engaged in Large-Scale Combined Retail and Grocery Sales Commercial Activity as defined in Oakland Municipal Code Section 17.10.345, and excludes wholesale clubs or other establishments selling primary bulk merchandise and charging membership dues or otherwise restricting merchandise sales to customers paying a periodic access fee.

HOW MUCH AM I REQUIRED TO PAY?

The annual excess litter fees are based on the gross receipts of your business classification:

Large Business with annual gross receipts of \$1,000,000 or more pay \$3,815.00.

Medium business with annual gross receipts between \$500,000 and \$999,999 pay \$910.00

Small Business with annual gross receipts between \$5,000 and \$499,999 pay \$230.00

Annual gross receipts between \$0 and \$4,999 there is no fee.

Note: Gross receipts shall not include the receipts for the sale of alcohol, gasoline or automotive services or products.

WHO IS ELIGIBLE FOR REDUCED FEES OR EXEMPTION?

Eligible businesses in Business Improvement Districts (i.e. Rockridge, Montclair and Fruitvale) that are currently paying assessments to a business improvement district shall pay only 50% (fifty) percent of the fee.

The City Administrator or her designee may **further exempt** any eligible business from the Excess Litter Fee if they determine that (OMC 12727, SEC 5F):

1. Such eligible Businesses' respective Business Improvement District is not within 3 blocks of a Targeted Street or
2. If Eligible Businesses' respective Business Improvement District is within 3 blocks of a Targeted Street, and the business improvement district has an effective program to clean up litter originating from the eligible businesses on the Targeted Street.

HOW DO I FILE AN APPEAL?

An owner of a business/business property assessed with Excess Litter Fees may appeal such assessment directly to a hearing officer designated by the City Administrator. Such appeal must be submitted by the due date of the City's notice. The appeal filing fee is \$67.50. The administrative fee will be refunded to you if your appeal is granted.

The Appeal must state and may only proceed if based upon at least one of the following: 1) Eligible Business (definition). 2) classification (small, medium or large) and 3) further exemption.

Upon receipt of your appeal form, declaration, and administrative appeal fee, the hearing officer will schedule a hearing and send you a written notice of the date. The hearing officer may issue any orders or imposed conditions consistent with the purposes of the Litter Fee Ordinance. The determination of the hearing office shall be final.

WHAT IF I PAY LATE OR FAIL TO COMPLY?

Failure to pay the fee owed as determined by the Finance and Management Agency within 15 days of the invoice date is a violation of the ordinance. Such violation will result in a 10% to 50% penalty and interest will accrue at one percent per month until liability is paid.

Failure to complete the declaration and return it to the City in a timely manner, will result in a \$50.00 fee assessment.

City of Oakland
Business Tax Section – EXCESS LITTER FEE PROGRAM
250 Frank H. Ogawa Plaza, Suite 1320
Oakland, CA 94612
Phone: (510) 238-3360
Fax: (510) 238-7128
Email: Oaklandbusinesstax@oaklandnet.com



Si desea obtener esta información en español, por favor llame a la Línea Directa Sobre Acceso Equitativo al (510) 238-6812.

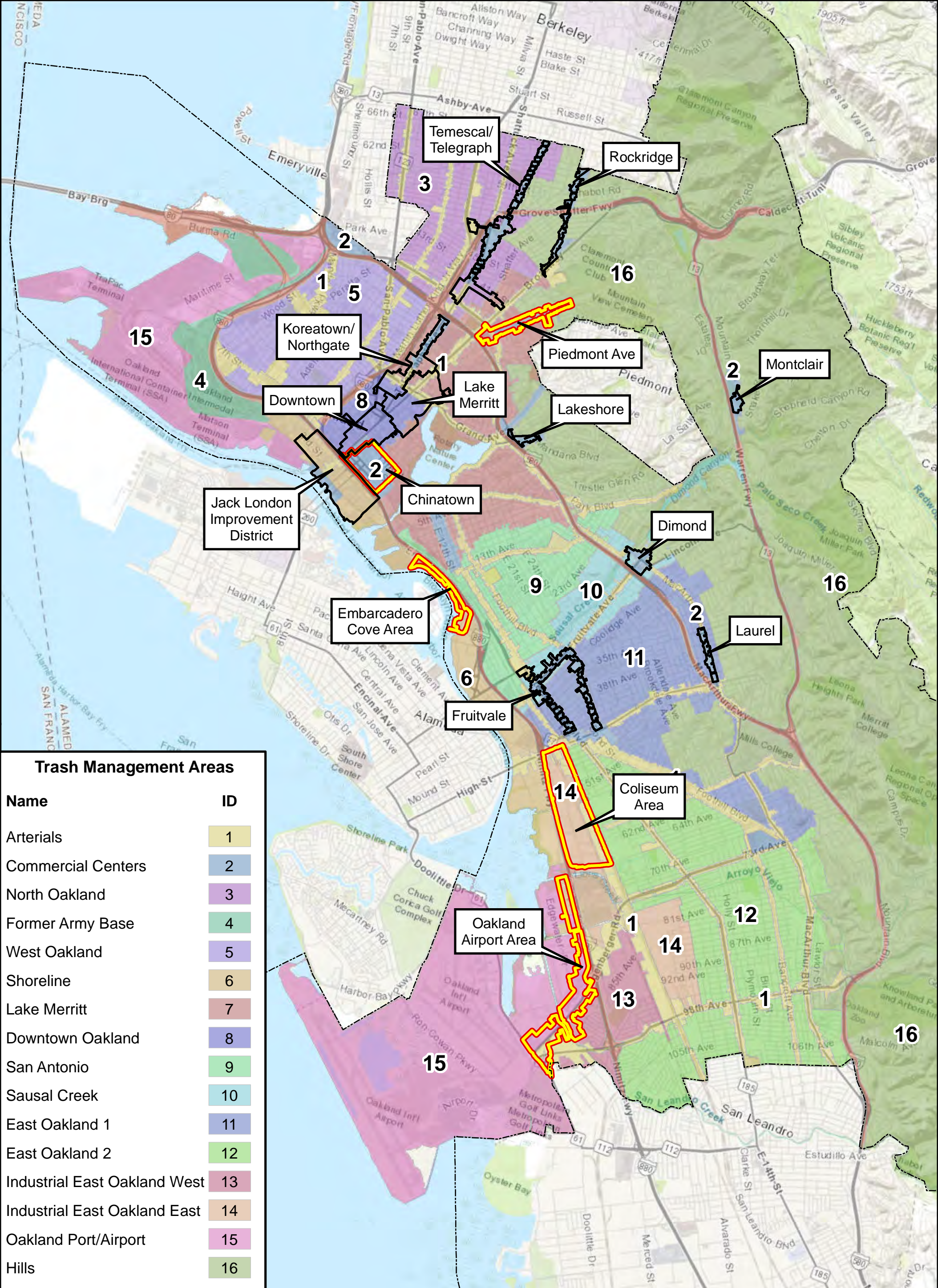
若需要中文協助，請致電平等使用服務專線 (510) 238-6812。

Neáu quýy vô cần số giuúp ñồ bàng tiếng Việät, xin vui lòng gọi về phòng Bình Nẵng Trong Việäc Sôủ Dũng (Equal Access) tại số (510) 238-6812.

ATTACHMENT C.10.10

City of Oakland Business Improvement Districts

FY 2019-2020



Legend

- Existing BID
- Potential Future BID
- City_Limits

Business Improvement Districts
and Trash Management Areas
FY19/20
Oakland, California

Date: 08/30/2020

0 0.5 1 2 Miles

CITY OF OAKLAND

ATTACHMENT C.10.11

City of Oakland

Existing and Future Potential Business Improvement Districts

FY 2019-2020

City of Oakland

Existing and Future Potential Business Improvement Districts

FY 19/20

TMA	Dimond	Downtown ²	Fruitvale	Jack London Improvement District	Koreatown/Northgate	Lake Merritt	Lakeshore	Laurel	Montclair	Rockridge	Temescal/Telegraph	Chinatown ¹	Coliseum Area ¹	Embarcadero Cove Area ¹	Oakland Airport Area ¹	Piedmont Ave ¹	Total Existing BID Acres	Total Potential BID Acres
TMA 1			9	12	21	35		0		5	18		67		48	5	100	120
TMA 2	24	13	81	22	27		12	19	11	28	73	86				37	396	37
TMA 3											22						22	0
TMA 4																	0	0
TMA 5																	0	0
TMA 6				147									40	23			147	63
TMA 7					19	41				7	7					13	73	13
TMA 8		89		0	22	67						4					181	0
TMA 9																	0	0
TMA 10	6		3														9	0
TMA 11			2					0									2	0
TMA 12																	0	0
TMA 13															12		0	12
TMA 14													190				0	190
TMA 15														115			0	115
TMA 16	1						0		1	0						5	2	5
Total	31	102	96	181	88	142	12	20	11	32	120	97	257	40	198	60	933	555

¹ Potential Future Business Improvement District

² Community Benefit District

ATTACHMENT C.10.12

City of Oakland Polystyrene Ban Enforcement

Letter FY 2019-2020



CITY OF OAKLAND



250 Frank H. Ogawa Plaza, Suite 5301

OAKLAND, CALIFORNIA 94612-2034

Public Works Agency
Environmental Services Division

FAX (510) 238-7286
TDD (510) 238-3254

Date

Name

Business Name

Address

Oakland, CA 946xx

**Re: Formal Warning to Comply with Chapter 8.07, Title 8 of the Oakland Municipal Code:
Polystyrene Foam Food Service Ware**

This is to inform you that the City of Oakland has received complaints of the following violation of the Polystyrene Foam Food Service Ware Ordinance, Chapter 8.07 of Title 8 of the Oakland Municipal Code, at your business: Business Name located at Business Address

1. That your business serves prepared food on polystyrene foam food service ware.

The City reserves the right to inspect your business to determine whether you are in compliance with the terms of the above cited regulations. After Date, you must ensure that prepared foods are not served on polystyrene foam food service ware at Business Name.

To facilitate your compliance with the ordinance, please find enclosed a copy of the brochure that was sent to food vendors in October 2013. It contains additional information about the ordinance requirements, which you may find helpful. If your food service ware vendor is unaware of substitute products, you will find many helpful resources, including a Distributors List and a list of Bio-Based Products, at OaklandRecycles.com/Businesses.

Thank you for your cooperation in helping to make our City a healthier place to do business. If you have any questions about this matter, you may contact the Recycling Hotline at (510) 238-SAVE (7283) for more information.

Sincerely,

Peter Slote
Solid Waste & Recycling Program Supervisor

cc: PWA 2018 Polystyrene Foam File
Property Owner

Enclosure: Guide for Oakland Food Vendors