



# CITY OF OAKLAND MUNICIPAL REGIONAL PERMIT 2017-2018 ANNUAL REPORT



*Earth Day 2018, Volunteers at Carmen Flores Recreation Center, Photo by Tim Daw*

October 1,  
2018

NPDES Stormwater Permit #CAS612008

**Prepared by:** City of Oakland Public Works (OPW)  
Bureau of Design and Construction  
Watershed and Stormwater Management

**City of Oakland Contributors:** Planning and Building Department, OPW Bureaus of Facilities and Environment, Infrastructure and Operations, Design and Construction, the Oakland Fire Department, and the City Administrator's Office

# CITY OF OAKLAND



250 FRANK H. OGAWA PLAZA OAKLAND, CALIFORNIA 94612-2033

Oakland Public Works

(510) 238-3961

FAX (510) 238-2233

TDD (510) 238-7644

October 1, 2018

Mr. Bruce Wolfe  
Executive Officer  
Regional Water Quality Control Board  
1515 Clay Street; Suite 1400  
Oakland, CA 94612

**RE: Annual Deliverables Report (July 2017 – June 2018)  
Order R2-2015-0049 - NPDES Permit No. CAS612008**

Dear Mr. Wolfe,

Enclosed please find the City of Oakland's Annual Deliverables Report for the Fiscal Year 2017-2018 (July 2017 – June 2018) as required by the California Regional Water Quality Control Board, San Francisco Bay Region Municipal Regional Stormwater National Pollutant Discharge Elimination System (NPDES) Permit.

I certify under penalty of law that these documents and all attachments were prepared under my direction or supervision in accordance with a system designed to ensure that qualified personnel properly gather and evaluate the information submitted. Based on my inquiry of the person or persons who manage the system, or those persons directly responsible for gathering the information, the information submitted is, to the best of my knowledge and belief, true, accurate, and complete. I am aware that there are significant penalties for submitting false information, including the possibility of fine and imprisonment for knowing violations.

Sincerely,

Lesley Estes  
Watershed Program Manager

Attachment

This page intentionally left blank

Table of Contents

Section	Page
Section 1 – Permittee Information.....	1-1
Section 2 – Provision C.2 Municipal Operations.....	2-1
Section 3 – Provision C.3 New Development and Redevelopment.....	3-1
Section 4 – Provision C.4 Industrial and Commercial Site Controls.....	4-1
Section 5 – Provision C.5 Illicit Discharge Detection and Elimination.....	5-1
Section 6 – Provision C.6 Construction Site Controls.....	6-1
Section 7 – Provision C.7 Public Information and Outreach.....	7-1
Section 9 – Provision C.9 Pesticides Toxicity Controls.....	9-1
Section 10 – Provision C.10 Trash Load Reduction.....	10-1
Section 11 – Provision C.11 Mercury Controls.....	11-1
Section 12 – Provision C.12 PCBs Controls.....	12-1
Section 13 – Provision C.13 Copper Controls.....	13-1
Section 15 – Provision C.15 Exempted and Conditionally Exempted Discharges.....	15-1



This page intentionally left blank

Section 1 – Permittee Information

Background Information					
Permittee Name:	City of Oakland				
Population:	428,827 ( <a href="#">1/1/18 estimate, CA Department of Finance Demographic Research Unit</a> , based on 2010 census data)				
NPDES Permit No.:	CAS612008				
Order Number:	R2-2015-0049				
Reporting Time Period (month/year):	July 2017 through June 2018				
Name of the Responsible Authority:	Lesley Estes			Title:	Watershed and Measure DD Program Manager
Mailing Address:	250 Frank Ogawa Plaza, Suite 4314				
City:	Oakland	Zip Code:	94612	County:	Alameda
Telephone Number:	(510) 238-7431	Fax Number:	(510) 238-7227		
E-mail Address:	lestes@oaklandnet.com				
Name of the Designated Stormwater Management Program Contact (if different from above):	Same as above			Title:	Same as above
Department:	Oakland Public Works Department – Bureau of Design and Construction – Watershed and Stormwater Management				
Mailing Address:	Same as above				
City:	Same as above	Zip Code:	Same as above	County:	Same as above
Telephone Number:	Same as above	Fax Number:	Same as above		
E-mail Address:	Same as above				

This page intentionally left blank

**Section 2 - Provision C.2 Reporting Municipal Operations**

**Program Highlights and Evaluation**

Highlight/summarize activities for reporting year:

**Summary:**

City of Oakland municipal operations have primarily remained the same as FY 2016-2017. Staffing and equipment resources remain at equivalent levels, and processes and methods for protecting water quality continue to be implemented.

City staff conducting daily municipal operations implement Best Management Practices (BMPs) available from the Alameda Countywide Clean Water Program (ACCWP), California Stormwater Quality Association (CASQA), Bay Area Stormwater Management Agencies Association (BASMAA), California Regional Water Quality Control Board (RWQCB), and other entities.

During FY 2017-2018, City staff participated in the Municipal Maintenance/Operations Subcommittee, associated workgroups, and trainings.

See the Provision C.2 Municipal Operations section of the ACCWP FY 2017-2018 Annual Report for a description and summary of activities implemented at the countywide and/or regional level.

**C.2.a. ► Street and Road Repair and Maintenance**

Place a **Y** in the boxes next to activities where applicable BMPs were implemented. If not applicable, type **NA** in the box and provide an explanation in the comments section below. Place an **N** in the boxes next to activities where applicable BMPs were not implemented for one or more of these activities during the reporting fiscal year, then in the comments section below provide an explanation of when BMPs were not implemented and the corrective actions taken.

Y	Control of debris and waste materials during road and parking lot installation, repaving or repair maintenance activities from polluting stormwater
Y	Control of concrete slurry and wastewater, asphalt, pavement cutting, and other street and road maintenance materials and wastewater from discharging to storm drains from work sites.
Y	Sweeping and/or vacuuming and other dry methods to remove debris, concrete, or sediment residues from work sites upon completion of work.

**Comments:**

The Street & Sidewalk Maintenance Division of the Oakland Department of Transportation conducts limited work on streets and sidewalks. Operations include preventative maintenance (such as minor asphalt and pothole repairs) and minor street repairs (including street milling and placement of new asphalt on streets and sidewalks in the City. Staff implements typical stormwater BMPs such as storm drain protection and scheduling construction work to avoid rainy weather to prevent stormwater impacts.

Street milling involves the removal of approximately 2-4 inches of the surficial layers of the roadway using an asphalt grinder/milling machine. The milling machine is a self-contained piece of equipment with a holding box that loads the ground asphalt onto a conveyer belt that transfers



materials into a waiting dump truck. Work crews use a guide person to avoid spillage from and between the milling machine, conveyor belt, and truck. Additionally, a skip loader follows behind the equipment to ensure remnant pieces of asphalt are picked up. Final cleanup with a box hopper prior to placement of new asphalt includes the use of mechanical broom sweeper vehicles and manual sweeping by City staff.

**C.2.b. ► Sidewalk/Plaza Maintenance and Pavement Washing**

Place a **Y** in the boxes next to activities where applicable BMPs were implemented. If not applicable, type **NA** in the box and provide an explanation in the comments section below. Place an **N** in the boxes next to activities where applicable BMPs were not implemented for one or more of these activities during the reporting fiscal year, then in the comments section below provide an explanation of when BMPs were not implemented and the corrective actions taken.

N	Control of wash water from pavement washing, mobile cleaning, pressure wash operations at parking lots, garages, trash areas, gas station fueling areas, and sidewalk and plaza cleaning activities from polluting stormwater
N	Implementation of the BASMAA Mobile Surface Cleaner Program BMPs

**Comments:**

Plaza maintenance and pavement washing is conducted in the City Hall Plaza located at Frank Ogawa Plaza in Oakland, California.

Staff is trained to pressure wash materials towards the permeable pavement located in the plaza so that wash water will infiltrate into the substrate. Use of soaps and/or sanitizers are minimized to eliminate potential impacts to water quality. If washwaters containing soaps, sanitizers and/or sediment/particulate matter is generated in plaza maintenance and pavement washing activities, it is vacuumed up using an on-site mini-street sweeper and disposed of into nearby sanitary sewer manholes. These operations are conducted routinely monthly (or as-needed).

City staff that conduct sidewalk/plaza maintenance and pavement washing receive both an initial training and continuous on-the-job training.

Bi-weekly safety meetings are also conducted with staff. These tailgate meetings may include discussions regarding stormwater issues that have arisen on the job or from complaints.

The City had one activity in FY 2017-2018 where applicable BMPs were not implemented. On September 1, 2017 plaza cleaning and maintenance activities resulted in a non-stormwater discharge of washwater and plaza sweeper material into the storm drain inlet located on the southwest corner of San Pablo Avenue and 16<sup>th</sup> Street.

The City immediately responded, eliminated the discharge, and cleaned up the street, street gutter, storm drain inlet, and storm drain infrastructure. Specifically, City staff bermed the storm drain inlet, vacuumed up the remaining washwater, swept up the trash and sediment, and disposed of the material in the appropriate manner. A street sweeper swept up any excess material.

To prevent future discharges from occurring, the City provided a refresher training session to all custodians and engineering staff assigned to the plaza complex on the appropriate discharge procedures and locations within the complex. The training included proper handling and disposal of

waste water for equipment such as the sidewalk sweeper, mop buckets, auto scrubbers, wet/ dry vacuums, etc.

**C.2.c. ► Bridge and Structure Maintenance and Graffiti Removal**

Place a **Y** in the boxes next to activities where applicable BMPs were implemented. If not applicable, type **NA** in the box and provide an explanation in the comments section below. Place an **N** in the boxes next to activities where applicable BMPs were not implemented for one or more of these activities during the reporting fiscal year, then in the comments section below provide an explanation of when BMPs were not implemented and the corrective actions taken.

Y	Control of discharges from bridge and structural maintenance activities directly over water or into storm drains
Y	Control of discharges from graffiti removal activities
Y	Proper disposal for wastes generated from bridge and structure maintenance and graffiti removal activities
Y	Implementation of the BASMAA Mobile Surface Cleaner Program BMPs for graffiti removal
Y	Employee training on proper capture and disposal methods for wastes generated from bridge and structural maintenance and graffiti removal activities.
Y	Contract specifications requiring proper capture and disposal methods for wastes generated from bridge and structural maintenance and graffiti removal activities.

**Comments:**  
 City staff do not conduct bridge and/or structural maintenance activities directly over a waterbody. City staff may conduct work on portions of a bridge (such as abutments) that fall within the City’s jurisdiction from adjacent accessible on-land areas. BMPs are implemented to ensure there are no water quality impacts to nearby storm drain inlets as a result of the work.

If there is a need to conduct bridge and/or maintenance activities over a waterbody, the work is contracted out, and the implementation of BMPs is required in contractual language, the scope of work, and project specifications to avoid impacts to the waterbody.

Staff in the City’s OPW Department – Keep Oakland Clean and Beautiful (KOCB), Graffiti Abatement, use the following methods to abate graffiti:

1. Paint over (spray on or roll over)
2. Chemical removal of graffiti (wipe on)

If needed, power washing with a pressure washer is used to remove graffiti from structures. The City has two reclamation units that are used as BMPs during pressure washing activities.

Many structures such as electrical boxes, signs, and bridge structures located within the Oakland boundaries may not be City property or

responsibility. Some structures belong to utility companies, such as East Bay Municipal Utility District (EBMUD), Pacific Gas and Electric (PG&E), etc., and the bridge structures may fall under the responsibilities of the California Department of Transportation (CalTrans). These cases are referred by City staff to the responsible agency for response.

<b>C.2.e. ► Rural Public Works Construction and Maintenance</b>					
Does your municipality own/maintain rural <sup>1</sup> roads:		<input type="checkbox"/>	<b>Yes</b>	<input checked="" type="checkbox"/>	<b>No</b>
If your answer is <b>No</b> then skip to <b>C.2.f.</b>					
Place a <b>Y</b> in the boxes next to activities where applicable BMPs were implemented. If not applicable, type <b>NA</b> in the box and provide an explanation in the comments section below. Place an <b>N</b> in the boxes next to activities where applicable BMPs were not implemented for one or more of these activities during the reporting fiscal year, then in the comments section below provide an explanation of when BMPs were not implemented and the corrective actions taken.					
<input type="checkbox"/>	Control of road-related erosion and sediment transport from road design, construction, maintenance, and repairs in rural areas				
<input type="checkbox"/>	Identification and prioritization of rural road maintenance based on soil erosion potential, slope steepness, and stream habitat resources				
<input type="checkbox"/>	No impact to creek functions including migratory fish passage during construction of roads and culverts				
<input type="checkbox"/>	Inspection of rural roads for structural integrity and prevention of impact on water quality				
<input type="checkbox"/>	Maintenance of rural roads adjacent to streams and riparian habitat to reduce erosion, replace damaging shotgun culverts and excessive erosion				
<input type="checkbox"/>	Re-grading of unpaved rural roads to slope outward where consistent with road engineering safety standards, and installation of water bars as appropriate				
<input type="checkbox"/>	Inclusion of measures to reduce erosion, provide fish passage, and maintain natural stream geomorphology when replacing culverts or design of new culverts or bridge crossings				
<b>Comments including listing increased maintenance in priority areas:</b> N/A					

<sup>1</sup>Rural means any watershed or portion thereof that is developed with large lot home-sites, such as one acre or larger, or with primarily agricultural, grazing or open space uses.  
 City of Oakland





Corporation Yard Name	Corp Yard Activities w/Site-specific SWPPP BMPs	Inspection Date <sup>2,3</sup>	Inspection Findings/Results	Date and Description of Follow-up and/or Corrective Actions
7101 Edgewater Boulevard Municipal Service Center (MSC)	<ul style="list-style-type: none"> <li>• General Housekeeping</li> <li>• Fuel Dispensing</li> <li>• Outdoor Material Storage</li> <li>• Outdoor Waste / Recycling Storage</li> <li>• Municipal Vehicle / Heavy Equipment Parking</li> <li>• Employee Parking</li> </ul>	<p>October 24, 2017</p> <p>April 17, 2018</p>	<p>BMPs mostly implemented effectively (except for findings noted below).</p> <p>Storage areas are clean and in good condition. Minor amounts of garbage and debris along fence line.</p> <p>Need to remove paint stored on southwest side of site.</p> <p>Small oil leak from equipment at Building #5 needs containment and repair.</p>	<p>General housekeeping and clean up conducted day of inspection.</p>
5050 Coliseum Way	<ul style="list-style-type: none"> <li>• General Housekeeping</li> <li>• Vehicle / Equipment Washing</li> <li>• Vehicle / Equipment Maintenance &amp; Repair</li> <li>• Outdoor Material Storage</li> <li>• Outdoor waste/recycling storage</li> <li>• Municipal Vehicle / Heavy Equipment Parking</li> <li>• Employee Parking</li> </ul>	<p>July 24, 2017</p>	<p>BMPs mostly implemented effectively (except for findings noted below).</p> <p>All drums need to be properly labeled. New “diesel fuel” and “no smoking, combustible liquid” labels needed.</p> <p>Minor amounts of debris near waste oil storage area and area near back fence. Lights stored near back fence need to be removed.</p> <p>Continue to use street cleaners at end of day to collect debris.</p>	<p>General housekeeping and clean up conducted day of inspection.</p>

<sup>2</sup> Minimum inspection frequency is once a year during September.

<sup>3</sup> In FY 2017-2018 City staff missed the inspection window of September 1–30 due to inadequate planning and scheduling for the large number of inspections the City conducts each year. City staff have been made aware of inspection scheduling requirement and have incorporated the dates into the City’s inspection standard operating procedures.

<b>Corporation Yard Name</b>	<b>Corp Yard Activities w/ site-specific SWPPP BMPs</b>	<b>Inspection Date<sup>2,3</sup></b>	<b>Inspection Findings/Results</b>	<b>Date and Description of Follow-up and/or Corrective Actions</b>
Shepherd Canyon	<ul style="list-style-type: none"> <li>• General Housekeeping</li> <li>• Vehicle / Equipment Maintenance &amp; Repair</li> <li>• Outdoor Material Storage</li> <li>• Outdoor Green Waste Storage</li> <li>• Municipal Vehicle / Heavy Equipment Parking</li> <li>• Employee Parking</li> </ul>	May 15, 2018	BMPs implemented effectively and site in good condition.	General housekeeping and clean up conducted day of inspection.

This page intentionally left blank

**Section 3 - Provision C.3 Reporting New Development and Redevelopment**

**C.3.b.iv.(2) ► Regulated Projects Reporting**

Fill in attached table **C.3.b.iv.(2)** or attach your own table including the same information.  
 See Attached table **C.3.b.iv.(2)**

**C.3.e.iv. ► Alternative or In-Lieu Compliance with Provision C.3.c.**

Is your agency choosing to require 100% LID treatment onsite for all Regulated Projects and not allow alternative compliance under Provision C.3.e.?	<input type="checkbox"/>	<b>Yes</b>	<input checked="" type="checkbox"/>	<b>No</b>
Comments (optional):				

**C.3.e.v ► Special Projects Reporting**

1. In FY 2017-18, has your agency received, but not yet granted final discretionary approval of, a development permit application for a project that has been identified as a potential Special Project based on criteria listed in MRP Provision C.3.e.ii(2) for any of the three categories of Special Projects (Categories A, B or C)?	<input checked="" type="checkbox"/>	<b>Yes</b>	<input type="checkbox"/>	<b>No</b>
2. In FY 2017-18, has your agency granted final discretionary approval to a Special Project? If yes, include the project in both the <b>C.3.b.iv.(2)</b> Table, and the <b>C.3.e.v.</b> Table.	<input checked="" type="checkbox"/>	<b>Yes</b>	<input type="checkbox"/>	<b>No</b>
If you answered "Yes" to either question, 1) Complete Table C.3.e.v. 2) Attach narrative discussion of 100% LID Feasibility or Infeasibility for each project.  See Attached Table C.3.e.v. and narrative				



**C.3.h.v.(2) ► Reporting Newly Installed Stormwater Treatment Systems and HM Controls (Optional)**

On an annual basis, before the wet season, provide a list of newly installed (installed within the reporting year) stormwater treatment systems and HM controls to the local mosquito and vector control agency and the Water Board. The list shall include the facility locations and a description of the stormwater treatment measures and HM controls installed.

See Table C.3.h.v.(2) below for list of newly installed Stormwater Treatment Systems/HM Controls.

**C.3.h.v.(3)(a) –(c) and (f) ► Installed Stormwater Treatment Systems Operation and Maintenance Verification Inspection Program Reporting – CITY OF OAKLAND PRIVATE PROJECTS**

**Private Projects**

<b>Site Inspections Data</b>	<b>Number/Percentage</b>
Total number of Regulated Projects (including offsite projects, and Regional Projects) in your agency's database or tabular format at the end of the previous fiscal year (FY16-17)	54 <sup>1</sup>
Total number of Regulated Projects (including offsite projects, and Regional Projects) in your agency's database or tabular format at the end of the reporting period (FY 17-18)	70
Total number of Regulated Projects (including offsite projects, and Regional Projects) for which O&M verification inspections were conducted during the reporting period (FY 17-18)	22
Percentage of the total number of Regulated Projects (including offsite projects, and Regional Projects) inspected during the reporting period (FY 17-18)	41% <sup>2</sup>

<sup>1</sup> Last year we mistakenly reported 45 Regulated Projects in the database at end of FY 16-17. Upon reviewing our records at the end of FY 17-18, we determined that we had 54 Regulated Projects as of June 30, 2017.

<sup>2</sup> Based on the number of Regulated Projects in the database or tabular format at the end of the previous fiscal year, per MRP Provision C.3.h.ii.(6)(b).

**C.3.h.v.(3)(a) –(c) and (f) ► Installed Stormwater Treatment Systems Operation and Maintenance Verification Inspection Program Reporting – CITY OF OAKLAND PUBLIC PROJECTS**

<b>Public Projects</b>	
<b>Site Inspections Data</b>	<b>Number/Percentage</b>
Total number of Regulated Projects (including offsite projects, and Regional Projects) in your agency's database or tabular format at the end of the previous fiscal year (FY16-17) <b>(Public Projects)</b>	4
Total number of Regulated Projects (including offsite projects, and Regional Projects) in your agency's database or tabular format at the end of the reporting period (FY 17-18) <b>(Public Projects)</b>	4
Total number of Regulated Projects (including offsite projects, and Regional Projects) for which O&M verification inspections were conducted during the reporting period (FY 17-18) <b>(Public Projects)</b>	4
Percentage of the total number of Regulated Projects (including offsite projects, and Regional Projects) inspected during the reporting period (FY 17-18)	100% <sup>3</sup>

<sup>3</sup> Based on the number of Regulated Projects in the database or tabular format at the end of the previous fiscal year, per MRP Provision C.3.h.ii.(6)(b).

**C.3.h.v.(3)(d)-(e) ► Installed Stormwater Treatment Systems  
Operation and Maintenance Verification Inspection Program  
Reporting**

Provide a discussion of the inspection findings for the year and any common problems encountered with various types of treatment systems and/or HM controls. This discussion should include a general comparison to the inspection findings from the previous year.

**Summary:**

**Private Projects**

No problems were encountered with the various types of treatment systems we inspected. The main maintenance issue we encountered during inspections was trash. We did not identify any major differences when compared to inspections conducted in FY 16-17.

**Public Projects**

The four completed Public Regulated Projects owned by the City are either maintained by Public Works Parks & Trees Services Division and/or by a landscape contractor. In FY 17-18, the City verified O&M of installed stormwater treatment systems at 100% of the City's public Regulated Projects. Inspection findings were similar to findings from previous years. In general, the inspector observed that each project's treatment measures are operating per design and adequate maintenance is being performed. The inspector did observe that the bioretention facilities at the 12th St. Bridge Replacement project require more maintenance to remove trash and debris. The City will address this issue in FY 18-19. Each of the four projects includes bioretention facilities or bioswales and it was observed that each facility is effective at capturing trash. For example, the bioretention facilities at the Sailboat House (a.k.a. Lake Merritt Boating Center) collect runoff from the parking lot and pedestrian pathways. These facilities collect trash from parking lot litter which reduces the amount of trash flowing to Lake Merritt. The City's landscape contractor regularly removes trash from the facilities at this site. Finally, plant health at all public Regulated Projects is maintained without the use of chemical fertilizers or herbicides, although an irrigation issue at the Lake Merritt Boat House Bioswale did result in some plant loss in FY 17-18. The City will re-plant and repair the irrigation at this site in FY 18-19.

Provide a discussion of the effectiveness of the O&M Program and any proposed changes to improve the O&M Program (e.g., changes in prioritization plan or frequency of O&M inspections, other changes to improve effectiveness program).

**Summary:**

In FY 17-18 the City improved the effectiveness of both the Public and Private Regulated Projects O&M Verification Programs through staff trainings and inspections. The Oakland Public Works (OPW) Watersheds Division organized and funded a staff training on how to maintain bioretention facilities and other permanent treatment measures. A total of 27 staff from City departments including OPW (parks maintenance and project management staff), Department of Transportation, and Planning and Building attended the training. The training included a classroom presentation by Peter Schultze-Allen, Senior Scientist, EOA, Inc., and a field session where participants practiced inspecting bioretention facilities. In addition, Watersheds Division staff worked directly with OPW Parks Maintenance and Project Delivery staff to clarify roles and MRP Provision C.3 O&M requirements.

**Private Projects**  
 The most effective aspect of the O&M inspection program has focused on ensuring that stormwater treatment facilities are free of trash and debris and that prescribed landscaping in bioretention facilities and flow-through planters are in optimum condition. We continue to make improvements to our electronic permit scheduling and tracking systems to incorporate the C.3 site inspections and monitoring program to improve program effectiveness, compliance tracking, and record keeping.

**Public Projects**  
 In FY 17-18, the City streamlined record-keeping practices to improve program effectiveness and compliance tracking. The City's four completed Public Regulated Projects were inspected by Watersheds Division staff to verify that treatment facilities are operational and maintained. Information obtained during inspections is being used to improve the City's maintenance of stormwater treatment facilities at public Regulated Projects.

During routine maintenance visits to public Regulated Projects, Parks Maintenance staff removed litter from stormwater treatment facilities and maintained facility drainage to ensure proper water flow as needed. In addition, landscape contractors continued to maintain three of the City's four Regulated Projects through plant establishment contracts. The City periodically conducts inspections to verify that ongoing maintenance is being performed by landscape contractors before authorizing payment. The main maintenance issue encountered in FY 17-18 was trash.

**C.3.h.v.(4) ► Enforcement Response Plan**

Does your agency have an Enforcement Response Plan for all O&M inspections of stormwater treatment measures?	<input checked="" type="checkbox"/>	<b>Yes</b>	<input type="checkbox"/>	<b>No</b>
--	-------------------------------------	------------	--------------------------	-----------

If No, explain:

**C.3.i. ► Required Site Design Measures for Small Projects and Detached Single Family Home Projects**

On an annual basis, discuss the implementation of the requirements of Provision C.3.i, including ordinance revisions, permit conditions, development of standard specifications and/or guidance materials, and staff training.

**Summary:**  
 The Bay Area Stormwater Management Agencies Association (BASMAA) prepared standard specifications in four fact sheets regarding the site design measures listed in Provision C.3.i, as a resource for Permittees. We have modified local ordinances/policies/procedures and forms/checklists to require all applicable projects approved after December 1, 2012 to implement at least one of the site design measures listed in Provision C.3.i. We are using the following Program and BASMAA products for C.3.i implementation:

- BASMAA's site design fact sheets
- The Alameda Countywide Clean Water Program (ACCWP) C.3 Technical Guidance Manual Appendix L



**C.3.j.i.(5)(d) ► Green Infrastructure Outreach**

On an annual basis, provide a summary of your agency's outreach and education efforts pertaining to Green Infrastructure planning and implementation.

**Summary:**

Please refer to the ACCWP's FY 17-18 Annual Report for a summary of outreach efforts implemented at the Countywide level.

Locally the City of Oakland has conducted the following outreach and education activities pertaining to Green Infrastructure planning and implementation:

1. Watershed staff met with Public Works and Department of Transportation project management staff at staff meetings and one-on-one meetings to review MRP Provision C.3.j. Green Infrastructure requirements and provided training on completing reporting on capital projects for the "No Missed Opportunities" section of the annual report.
2. The City of Oakland completed the Oakland Urban Greening Stormwater Retrofit Plan (Urban Greening Plan) on April 30, 2018. The final document can be downloaded from this City webpage: <https://www.oaklandca.gov/documents/urban-greening-plan-and-grant-report>. The project was funded by a Proposition 84 Urban Greening Planning Grant. The project goal was to identify and prioritize City-owned properties and right-of-way areas with potential for conversion from grey to green infrastructure. This project was initiated several years before the issuance of MRP 2.0 but the activities undertaken through this grant are contributing to Oakland's MRP-required Green Infrastructure Plan. Three key elements of this grant funded project include:
  - a. A Green Infrastructure Guide with design guidelines that describe various types of green infrastructure systems and rank their applicability based on various site conditions and other factors (such as acreage to be treated, slope, funding, etc.). The Guidelines include an Oakland-specific plant palette for vegetated systems, standard details for green infrastructure measures (bioretention, permeable pavement, etc.), and a GIS screening application that uses data to filter potential locations based on project needs and site-specific factors. This guide is now being used by the City's Public Works and DOT project management staff.
  - b. A Green Infrastructure chapter of the City's Great Streets Design Guidelines. This document is part of the City's Urban Greening Plan because it provides staff with Oakland-specific guidance and requirements for incorporating green infrastructure in transportation projects. The information expands on the typical "Complete Streets" guidance that focuses primarily on multimodal transportation and bike and pedestrian priorities to include recommendations for meeting stormwater management requirements and improving sustainability while providing multiple co-benefits such as traffic calming, pollution prevention, and climate change resiliency. The City's DOT project management staff are using the guide to incorporate GI potential evaluation and design into their planning processes.
  - c. Other relevant urban greening planning efforts that Oakland has adopted, such as the Resilient Oakland Playbook, or that Oakland participated in at the regional level, such as BASMAA's Regional Design Charrette.

3. The OPW Watersheds Division organized and funded a staff training on how to maintain bioretention facilities and other permanent treatment measures. A total of 27 staff from City departments including OPW (parks maintenance and project management staff), Department of Transportation, and Planning and Building attended the training. The training included a classroom presentation by Peter Schultze-Allen (Senior Scientist, EOA, Inc.) and a field session where participants practiced inspecting bioretention facilities.
4. On October 18, 2017, City of Oakland Watersheds staff presented to the American Public Works Association's (APWA) Public Works Institute on Stormwater and Flood Management. The presentation included a brief introduction to green infrastructure.
5. Watershed staff has participated in the BASMAA Green Infrastructure Regional Roundtable Task Team from July 2016 to present. Staff helped to organize the second key meeting of the BASMAA Regional Roundtable on green infrastructure and sustainable streets on September 19, 2017. Like the initial event held in FY 16-17, the Roundtable brought together funding and regulatory agencies from the transportation, air, water, and climate change mitigation and adaptation sectors to address common funding obstacles to including green infrastructure in "active transportation" or Complete Streets projects. Staff continues to participate in and contribute to the ongoing Regional Roundtable effort.
6. The San Francisco Estuary Institute (SFEI) worked with City of Oakland staff to run a model of the Green Plan-IT tool to identify green infrastructure opportunity sites throughout Oakland. As part of this project, SFEI ran a detailed study of green infrastructure opportunity sites in the Ettie Street Watershed (in west Oakland) to specifically identify locations and costs for green infrastructure that can be used to help remediate PCB contamination. Results of this study will be cross referenced with results from two other green infrastructure opportunity site analyses in Oakland as the City develops its Green Infrastructure Plan (the City's Urban Greening Plan GIS screening application and the ACCWP's opportunity analysis that is part of the countywide effort to develop a Stormwater Resource Plan). A draft report on the results of the SFEI Oakland project was completed in FY 17-18 and will be finalized in FY 18-19. The report documents the application of the GreenPlan-IT Toolkit in the Ettie Street Watershed as well as the outcomes of applying the Site Locator Tool for the entire City of Oakland.

### C.3.j.ii.(2) ► Early Implementation of Green Infrastructure Projects

On an annual basis, submit a list of green infrastructure projects, public and private, that are already planned for implementation during the permit term and infrastructure projects planned for implementation during the permit term that have potential for green infrastructure measures.

Include the following information:

- A summary of planning or implementation status for each public and private green infrastructure project that is not also a Regulated Project as defined in Provision C.3.b.ii. See Attachment C.3.1 for a list of public planned or completed green infrastructure projects. These projects are defined as C.3.j.ii.(2) Table B projects in the table.
- A summary of how each public infrastructure project with green infrastructure potential will include green infrastructure measures to the maximum extent practicable during the permit term. For any public infrastructure project where implementation of green infrastructure measures is not practicable, submit a brief description of the project and the reasons green infrastructure measures were impracticable to implement. See Attachment C.3.1 for a list of Public Projects Reviewed for Green Infrastructure. These projects are defined as C.3.j.ii.(2) Table A projects in the table.

**Background Information:**

Describe how this provision is being implemented by your agency, including the process used by your agency to identify projects with potential for green infrastructure, if applicable.

Locally Oakland is following the guidance developed by BASMAA and the ACCWP Green Infrastructure Work Group for identifying, reviewing, and tracking potential green infrastructure projects and the potential for green infrastructure in public projects. OPW Watershed Division staff continued to conduct outreach to all project management staff as well as division managers on the MRP Provision C.3.j. requirements. In FY 17-18, Watershed Division staff streamlined and tailored guidance used by project management staff to evaluate green infrastructure potential and to design and incorporate green infrastructure where practicable.

**Summary of Planning or Implementation Status of Identified Projects:**

See [Attachment C.3.1](#), Public Projects Reviewed for Green Infrastructure and Planned and/or Completed Green Infrastructure Projects (C.3.j.ii.(2) Tables A and B) for the required information. The table in Attachment C.3.1 includes all the information reported in C.3.j.ii.(2) Tables A and B in prior years. The City is using the table presented in Attachment C.3.1 to track public infrastructure projects reviewed for green infrastructure potential.

**C.3.j.iv.(2) ► Tracking and Reporting Progress**

On an annual basis, report progress on development and implementation of methods to track and report implementation of green infrastructure measures and provide reasonable assurance that wasteload allocations for TMDLs are being met.

Please refer to the Countywide Program's FY 17-18 Annual Report for a summary of methods being developed to track and report implementation of green infrastructure measures.

**C.3.b.iv.(2) ► Regulated Projects Reporting Table (part 1) –  
 Projects Approved During the Fiscal Year Reporting Period**

Project Name Project No.	Project Location <sup>4</sup> , Street Address	Name of Developer	Project Phase No. <sup>5</sup>	Project Type & Description <sup>6</sup>	Project Watershed <sup>7</sup>	Total Site Area (Acres)	Total Area of Land Disturbed (Acres)	Total New Impervious Surface Area (ft <sup>2</sup> ) <sup>8</sup>	Total Replaced Impervious Surface Area (ft <sup>2</sup> ) <sup>9</sup>	Total Pre- Project Impervious Surface Area <sup>10</sup> (ft <sup>2</sup> )	Total Post- Project Impervious Surface Area <sup>11</sup> (ft <sup>2</sup> )
<b>Private Projects</b>											
Jingletown Lofts	3129 Elmwood	TW Elmwood	N/A	Redevelopment of existing warehouse and addition for 30 units		.52	.52	13,527	19,672	19,672	13,527
8900 Edes	8900 Edes	Swenson Development II LLC	N/A	Create parking area for trailers and outdoor storage	Elmhurst Creek	1.4	.8	25,923	0	0	25,923
2236 Myrtle	2236 Myrtle and 914 W Grab	Hahn Sang E & Haitan Trust	N/A	6-story mixed use building containing 142 residential units, ground floor commercial spaces	West Oakland	.89	.89	0	37,332	38,921	37,332
Mandela Hotel	0 Mandela Parkway; Mandela and Yerba Buena Ave	Ram Hotels	N/A	6-story 143,212 square-foot 220 room hotel	West Oakland	1.07	1.07	37,040	0	0	37,040
Claremont Country Club Pro Shop	5295 Broadway Terrace	Claremont Country Club	N/A	Renovations, expansion, site work and regrading to Country Club	Glen Echo	2.9	.99	4,278	11,062	75,018	15,340
Platinum Storage Facility	10 Hegenberger Court	Platinum Storage Group	N/A	4-story self storage with 154,535 sf and a 2,000 sf	San Leandro Creek	1.86	1.86	0	72,120	77,700	72,120

<sup>4</sup>Include cross streets

<sup>5</sup>If a project is being constructed in phases, indicate the phase number and use a separate row entry for each phase. If not, enter "NA".

<sup>6</sup>Project Type is the type of development (i.e., new and/or redevelopment). Example descriptions of development are: 5-story office building, residential with 160 single-family homes with five 4-story buildings to contain 200 condominiums, 100 unit 2-story shopping mall, mixed use retail and residential development (apartments), industrial warehouse.

<sup>7</sup>State the watershed(s) in which the Regulated Project is located. Downstream watershed(s) may be included, but this is optional.

<sup>8</sup>All impervious surfaces added to any area of the site that was previously existing pervious surface.

<sup>9</sup>All impervious surfaces added to any area of the site that was previously existing impervious surface.

<sup>10</sup>For redevelopment projects, state the pre-project impervious surface area.

<sup>11</sup>For redevelopment projects, state the post-project impervious surface area.

**C.3.b.iv.(2) ► Regulated Projects Reporting Table (part 1) –  
 Projects Approved During the Fiscal Year Reporting Period**

Project Name Project No.	Project Location <sup>4</sup> , Street Address	Name of Developer	Project Phase No. <sup>5</sup>	Project Type & Description <sup>6</sup>	Project Watershed <sup>7</sup>	Total Site Area (Acres)	Total Area of Land Disturbed (Acres)	Total New Impervious Surface Area (ft <sup>2</sup> ) <sup>8</sup>	Total Replaced Impervious Surface Area (ft <sup>2</sup> ) <sup>9</sup>	Total Pre- Project Impervious Surface Area <sup>10</sup> (ft <sup>2</sup> )	Total Post- Project Impervious Surface Area <sup>11</sup> (ft <sup>2</sup> )
				office							
4801 Tidewater	4801 Tidewater	White Brothers	N/A	10, 974 square foot office and warehouse building	San Leandro Bay	1.3	.26	1,049	11,324	54,028	55,077
2 Kaiser Plaza	2 Kaiser Plaza 323 23 <sup>rd</sup> Street	CIM Group	N/A	Maximum building 33-story building with 1,128600 sf of commercial	Oakland Estuary	1.025	1.025	0	44,637	44,637	44,637
Hanzel Apartments	2323 Valley Street	Signature Properties	N/A	Mixed Use 5-story building with 34 residential units and 3,675 sf commercial	Oakland Estuary	.36	.51	1,630	13,949	13,949	15,161
7 <sup>th</sup> and Campbell	1676 7 <sup>th</sup> Street	Oakland and the World Enterprises	N/A	Mixed Use new development of for 134 residential units and 5,475 sq. ft. of commercial	Oakland Estuary	or t.71	.71	27,342	0	0	27,342
2016 Telegraph	2016 Telegraph	Rob Zirkle	N/A	18-story mixed-use project with 230 units, 4,622 sf commercial and enclosed parking	Oakland Estuary	.46	.46	0	20,071	20,071	20,071
Jenkins Court	537 and 543 24 <sup>th</sup> Street	Jenkins M1, LLC	N/A	4-story residential building with 42 units, 24 live/work units and enclosed parking	Oakland Estuary	.44	.44	3,120	6,158	14,135	9,278
Louise Lofts	450 32 <sup>nd</sup> Street	M Squared Development	N/A	3-story mixed use project with 9 units, 10 live/work units and 2,500 sf commercial	West Oakland Watershed	.5	.5	10,452	6,863	21,500	21,500
550 27 <sup>th</sup> Street (Also known as 557 Merrimac)	550 27 <sup>th</sup> Street	Accel Equity	N/A	5-story mixed use project with 40 units and enclosed parking	Oakland Estuary	.33	.33	953	13,074	13,074	14,027

**C.3.b.iv.(2) ► Regulated Projects Reporting Table (part 1) –  
 Projects Approved During the Fiscal Year Reporting Period**

Project Name Project No.	Project Location <sup>4</sup> , Street Address	Name of Developer	Project Phase No. <sup>5</sup>	Project Type & Description <sup>6</sup>	Project Watershed <sup>7</sup>	Total Site Area (Acres)	Total Area of Land Disturbed (Acres)	Total New Impervious Surface Area (ft <sup>2</sup> ) <sup>8</sup>	Total Replaced Impervious Surface Area (ft <sup>2</sup> ) <sup>9</sup>	Total Pre- Project Impervious Surface Area <sup>10</sup> (ft <sup>2</sup> )	Total Post- Project Impervious Surface Area <sup>11</sup> (ft <sup>2</sup> )
1940 Webster	1940 Webster	MCRT Investments, LLC	N/A	7-story residential project with 173 units, 2000 sf of commercial and enclosed parking	Oakland Estuary	.59	.59	119	25,448	25,448	25,567
2401 Broadway	2401 Broadway	Signature Development	N/A	7-story mixed use building with 72 units, 17,000 sf of commercial and a 159 room hotel	Oakland Estuary	1.21	1.47	1,061	51,749	51,749	52,810
3300 Broadway	3300 Broadway	California Group	N/A	5-story building with 38 or 45 residential units and 2,891 ground floor commercial space	Glen Echo Creek	.38	.38	0	16,659	16,659	16,659
2424 Webster	2424 Webster Street	Broadway Investors, LLC	N/A	6-story commercial with 59,000 sf of retail and office with enclosed parking	Oakland Estuary and Glen Echo Creek	.29	.30	0	12,500	12,500	12,500
34 <sup>th</sup> and San Pablo Family Housing	3419-3431 San Pablo	EBALC	N/A	7-story mixed-use project with 60 units, 2500 sf and enclosed parking	West Oakland	.35	.35	13,370	13,745	15,175	375
Lake House Commons	101 E 12 <sup>th</sup> Street; E 12 <sup>th</sup> Street and Lake Merritt	Urban Core Development	N/A	Mixed-use project with 2 buildings with one building 26-story 270 units and one 7-story 91 units and enclosed parking	Oakland Estuary	.92	.92	40,270	0	0	40,270
Oakland Triangle	1601 San Pablo Ave	Chang Income Property Partnership	N/A	7-story mixed use building with 76 units and 4,467 sf of commercial and enclosed parking	Oakland Estuary	.25	.25	0	11,085	11,085	11,085
468 W MacArthur	468 W MacArthur	Paradise Investments	N/A	4-story building with 57 units	West Oakland	.49	.49	4,874	11,009	11,009	15,883
One Piedmont	230-240 W MacArthur	Bayrock Multi-	N/A	6-story with 57 units and	Glen Echo Creek	.54	.67	2,147	19,642	20,805	21,789

**C.3.b.iv.(2) ► Regulated Projects Reporting Table (part 1) –  
 Projects Approved During the Fiscal Year Reporting Period**

Project Name Project No.	Project Location <sup>4</sup> , Street Address	Name of Developer	Project Phase No. <sup>5</sup>	Project Type & Description <sup>6</sup>	Project Watershed <sup>7</sup>	Total Site Area (Acres)	Total Area of Land Disturbed (Acres)	Total New Impervious Surface Area (ft <sup>2</sup> ) <sup>8</sup>	Total Replaced Impervious Surface Area (ft <sup>2</sup> ) <sup>9</sup>	Total Pre- Project Impervious Surface Area <sup>10</sup> (ft <sup>2</sup> )	Total Post- Project Impervious Surface Area <sup>11</sup> (ft <sup>2</sup> )
		Family LLC		7,120 sf of ground floor commercial/retail space							
Oakland 29	295 29 <sup>th</sup> Street	Oakland 29 Apartments	N/A	7-story building with 91 units	Glen Echo Creek	.58	.58	5,915	17,910	25,6200	23,825
Oak Hill Apartments	445 30 <sup>th</sup> Street	Oak Hill PSH	N/A	6-story building with 57 units	Glen Echo Creek	.26	.2	9,173	1,598	10,958	10,771
Oakland Residence Inn	1431 Jefferson	Menlo Capital	N/A	18 story 276 room hotel	West Oakland	.40	.40	6,040	12,008	17,620	18,048
1100 Broadway	1100 Broadway	Ellis Partners	N/A	18 story building with 320,000 sf of commercial	Oakland Estuary	.5	.4	13,400	3,934	8,600	17,334
657 W MacArthur	657 W MacArthur	Affirmed Housing	N/A	5-story building with 41 units and 2,993 sf of commercial space	West Oakland	.28	.28	10,578	940	12,058	11,518
Oak Knoll	8750 Mountain	Oak Knoll Venture Acquisitions LLC	Phase 1 of 3	Mixed use residential community with 85 residential lots, 426 multi-family units, 76,000 sf of commercial use and 20 acres of open space/ new roads and infrastructure	Arroyo Viejo	77.2	77.2	1,045,871	1,315,645	2,417,403	851,162
1900 Broadway	1900 Broadway	SFCODES LLC	N/A	Mixed use residential	Oakland Estuary	.73	.72	13,855	12,201	31,702	26,056

**Public Projects**

Comments:  
 There were no new public Regulated Projects approved in FY 17-18.

**C.3.b.iv.(2) ► Regulated Projects Reporting Table (part 2) –  
 Projects Approved During the Fiscal Year Reporting Period  
 (private projects)**

Project Name Project No.	Application Deemed Complete Date <sup>12</sup>	Application Final Approval Date <sup>13</sup>	Source Control Measures <sup>14</sup>	Site Design Measures <sup>15</sup>	Treatment Systems Approved <sup>16</sup>	Type of Operation & Maintenance Responsibility Mechanism <sup>17</sup>	Hydraulic Sizing Criteria <sup>18</sup>	Alternative Compliance Measures <sup>19/20</sup>	Alternative Certification <sup>21</sup>	HM Controls <sup>22/23</sup>
<b>Private Projects</b>										
Jingletown Lofts	10/20/16	10/20/16	Direct discharges from interior, parking garage, to sanitary sewer; fire sprinkler test water, sustainable landscaping and irrigation and inlet stenciling	Minimize impervious surface and land disturbance, micro-detention, roof and sidewalk run off to vegetated areas	Bio-retention (100%)	Maintenance Agreement with Owner	1b	Not Applicable	Not Applicable	Not required; not located in susceptible area.
8900 Edes	09/14/2017	02/18/2018	Inlet stenciling and sustainable landscaping	Cluster development, protect sensitive areas, direct	Bio-retention (100%)	Maintenance Agreement with Owner	2c	Not Applicable	Not Applicable	Not required; not located in susceptible area.

<sup>12</sup>For private projects, state project application deemed complete date. If the project did not go through discretionary review, report the building permit issuance date.

<sup>13</sup>For private projects, state project application final discretionary approval date. If the project did not go through discretionary review, report the building permit issuance date.

<sup>14</sup>List source control measures approved for the project. Examples include: properly designed trash storage areas; storm drain stenciling or signage; efficient landscape irrigation systems; etc.

<sup>15</sup>List site design measures approved for the project. Examples include: minimize impervious surfaces; conserve natural areas, including existing trees or other vegetation, and soils; construct sidewalks, walkways, and/or patios with permeable surfaces, etc.

<sup>16</sup>List all approved stormwater treatment system(s) to be installed onsite or at a joint stormwater treatment facility (e.g., flow through planter, bioretention facility, infiltration basin, etc.).

<sup>17</sup>List the legal mechanism(s) (e.g., O&M agreement with private landowner; O&M agreement with homeowners' association; O&M by public entity, etc...) that have been or will be used to assign responsibility for the maintenance of the post-construction stormwater treatment systems.

<sup>18</sup>See Provision C.3.d.i. "Numeric Sizing Criteria for Stormwater Treatment Systems" for list of hydraulic sizing design criteria. Enter the corresponding provision number of the appropriate criterion (i.e., 1.a., 1.b., 2.a., 2.b., 2.c., or 3).

<sup>19</sup>For Alternative Compliance at an offsite location in accordance with Provision C.3.e.i.(1), on a separate page, give a discussion of the alternative compliance site including the information specified in Provision C.3.b.v.(1)(m)(i) for the offsite project.

<sup>20</sup>For Alternative Compliance by paying in-lieu fees in accordance with Provision C.3.e.i.(2), on a separate page, provide the information specified in Provision C.3.b.v.(1)(m)(ii) for the Regional Project.

<sup>21</sup>Note whether a third party was used to certify the project design complies with Provision C.3.d.

<sup>22</sup>If HM control is not required, state why not.

<sup>23</sup>If HM control is required, state control method used (e.g., method to design and size device(s) or method(s) used to meet the HM Standard, and description of device(s) or method(s) used, such as detention basin(s), bioretention unit(s), regional detention basin, or in-stream control).



**C.3.b.iv.(2) ► Regulated Projects Reporting Table (part 2) –  
 Projects Approved During the Fiscal Year Reporting Period  
 (private projects)**

Project Name Project No.	Application Deemed Complete Date <sup>12</sup>	Application Final Approval Date <sup>13</sup>	Source Control Measures <sup>14</sup>	Site Design Measures <sup>15</sup>	Treatment Systems Approved <sup>16</sup>	Type of Operation & Maintenance Responsibility Mechanism <sup>17</sup>	Hydraulic Sizing Criteria <sup>18</sup>	Alternative Compliance Measures <sup>19/20</sup>	Alternative Certification <sup>21</sup>	HM Controls <sup>22/23</sup>
				runoff from parking to vegetated areas						
2236 Myrtle	08/30/2016	12/05/2017	Fire sprinkler test water to sanitary sewer; sustainable landscaping and inlet stenciling	Roof and sidewalk run off to vegetated areas, permeable pavers	Flow through planters (100%)	Maintenance Agreement with Owner	2c	Not Applicable	Not Applicable	Not required; not located in susceptible area.
Mandela Hotel	06/10/2018	06/10/2018	Direct discharges from interior, parking garage, food and restaurant, air conditioning and swimming pool to sanitary sewer; fire sprinkler test water, sustainable landscaping and inlet stenciling	Minimize impervious surface and land disturbance, micro-detention, roof and sidewalk run off to vegetated areas	Flow through planters (100%)	Maintenance Agreement with Owner	1b	Not Applicable	Not Applicable	Not required; not located in susceptible area.
Claremont Country Club Pro Shop	07/27/2016	07/27/2016	Direct discharges from interior to sanitary sewer; fire	Minimize impervious surface and land disturbance,	Flow through planters (100%)	Maintenance Agreement with Owner	2c	Not Applicable	Not Applicable	Not required; not located in susceptible area.

**C.3.b.iv.(2) ► Regulated Projects Reporting Table (part 2) –  
 Projects Approved During the Fiscal Year Reporting Period  
 (private projects)**

Project Name Project No.	Application Deemed Complete Date <sup>12</sup>	Application Final Approval Date <sup>13</sup>	Source Control Measures <sup>14</sup>	Site Design Measures <sup>15</sup>	Treatment Systems Approved <sup>16</sup>	Type of Operation & Maintenance Responsibility Mechanism <sup>17</sup>	Hydraulic Sizing Criteria <sup>18</sup>	Alternative Compliance Measures <sup>19/20</sup>	Alternative Certification <sup>21</sup>	HM Controls <sup>22/23</sup>
			sprinkler test water, and inlet stenciling	micro-detention, roof and sidewalk run off to vegetated areas						
Platinum Storage Facility	01/13/2017	01/11/2018	Direct discharges from trash to sanitary sewer; fire sprinkler test water, sustainable landscaping, irrigation and inlet stenciling	Conserve natural areas, minimize impervious surface, micro-detention, cluster development, roof and sidewalk run off to vegetated areas, permeable pavers	Bio-retention (100%)	Maintenance Agreement with Owner	2c	Not Applicable	Not Applicable	Not required; not located in susceptible area.
4801 Tidewater	11/02/2017	11/02/2017	Direct discharges from interior and air conditioning to sanitary sewer; fire sprinkler test water, sustainable landscaping	Conserve natural areas, minimize impervious surface, micro-detention, cluster development, roof and sidewalk run off to vegetated areas, permeable pavers	Bio-retention (100%)	Maintenance Agreement with Owner	3	Not Applicable	Not Applicable	Not required; not located in susceptible area.

**C.3.b.iv.(2) ► Regulated Projects Reporting Table (part 2) –  
 Projects Approved During the Fiscal Year Reporting Period  
 (private projects)**

Project Name Project No.	Application Deemed Complete Date <sup>12</sup>	Application Final Approval Date <sup>13</sup>	Source Control Measures <sup>14</sup>	Site Design Measures <sup>15</sup>	Treatment Systems Approved <sup>16</sup>	Type of Operation & Maintenance Responsibility Mechanism <sup>17</sup>	Hydraulic Sizing Criteria <sup>18</sup>	Alternative Compliance Measures <sup>19/20</sup>	Alternative Certification <sup>21</sup>	HM Controls <sup>22/23</sup>
2 Kaiser Plaza	9/25/17	1/10/18	Direct discharges from covered trash areas, food waste, mats, hood filters and compactors, to sanitary sewer; fire sprinkler test water, sustainable landscaping and inlet stenciling	N/A	Media Filter Vault (100%)	Maintenance Agreement with Owner	2c	Not Applicable	Not Applicable	Not required; not located in susceptible area.
Hanzel Apartments	03/20/2018	04/23/2018	Direct discharges from covered trash areas, food waste, mats to sanitary sewer; fire sprinkler test water, sustainable landscaping and irrigation and inlet stenciling	Roof and sidewalk run off to vegetated areas, permeable pavers	Stormfilter Manhole (80%) Bio-retention treatment (20%)	Maintenance Agreement with Owner	3	Not Applicable	Not Applicable	Not required; not located in susceptible area.
7 <sup>th</sup> and Campbell	05/17/2016	09/18/2017	Direct discharges from covered trash areas,	Conserve natural areas, minimize impervious surface, roof	Bio-retention (100%)	Maintenance Agreement with Owner	1b	Not Applicable	Not Applicable	Not required; not located in susceptible area.

**C.3.b.iv.(2) ► Regulated Projects Reporting Table (part 2) –  
 Projects Approved During the Fiscal Year Reporting Period  
 (private projects)**

Project Name Project No.	Application Deemed Complete Date <sup>12</sup>	Application Final Approval Date <sup>13</sup>	Source Control Measures <sup>14</sup>	Site Design Measures <sup>15</sup>	Treatment Systems Approved <sup>16</sup>	Type of Operation & Maintenance Responsibility Mechanism <sup>17</sup>	Hydraulic Sizing Criteria <sup>18</sup>	Alternative Compliance Measures <sup>19/20</sup>	Alternative Certification <sup>21</sup>	HM Controls <sup>22/23</sup>
			food waste, mats to sanitary sewer; fire sprinkler test water, sustainable landscaping and irrigation and inlet stenciling	and sidewalk run off to vegetated areas, permeable pavers						
2016 Telegraph	01/21/2017	07/20/2017	Direct discharges from covered trash areas, compactors, and air conditioning to sanitary sewer	Cluster development, roof and sidewalk run off to vegetated areas	Media Filtration Devices (100%)	Maintenance Agreement with Owner	2c	Not Applicable	Not Applicable	Not required; not located in susceptible area.
Jenkins Court	06/28/2017	06/28/2017	Direct discharges from parking areas and air conditioning to sanitary sewer; fire sprinkler test water, sustainable landscaping	Roof and sidewalk run off to vegetated areas, permeable pavers	Flow through planters /bio-retention (100%)	Maintenance Agreement with Owner	2c	Not Applicable	Not Applicable	Not required; not located in susceptible area.
Louise Lofts	11/27/2017	11/28/2017	Direct discharges from covered	Micro-detention, cluster development,	Flow through planters (65%) Stormdrain filters (35%)	Maintenance Agreement with Owner	2c	Not Applicable	Not Applicable	Not required; not located in susceptible area.

**C.3.b.iv.(2) ► Regulated Projects Reporting Table (part 2) –  
 Projects Approved During the Fiscal Year Reporting Period  
 (private projects)**

Project Name Project No.	Application Deemed Complete Date <sup>12</sup>	Application Final Approval Date <sup>13</sup>	Source Control Measures <sup>14</sup>	Site Design Measures <sup>15</sup>	Treatment Systems Approved <sup>16</sup>	Type of Operation & Maintenance Responsibility Mechanism <sup>17</sup>	Hydraulic Sizing Criteria <sup>18</sup>	Alternative Compliance Measures <sup>19/20</sup>	Alternative Certification <sup>21</sup>	HM Controls <sup>22/23</sup>
			trash areas, compactors, and air conditioning to sanitary sewer; fire sprinkler test water, sustainable landscaping and inlet stenciling	roof and sidewalk run off to vegetated areas, permeable pavers						
550 27 <sup>th</sup> Street (Also known as 557 Merrimac)	07/16/2017	09/07/2017	Direct discharges from covered trash areas, food waste, mats, hood filters and compactors, to sanitary sewer; fire sprinkler test water, sustainable landscaping and irrigation and inlet stenciling	Roof run off to cistern for irrigation	Media Filtration Treatment (100%)	Maintenance Agreement with Owner	2c	Not Applicable	Not Applicable	Not required; not located in susceptible area.
1940 Webster	07/26/2017	12/20/2017	Direct discharges from covered trash areas, food waste, mats, hood filters and	N/A	Stormwater treatment vault (100%)	Maintenance Agreement with Owner	2c	Not Applicable	Not Applicable	Not required; not located in susceptible area.

**C.3.b.iv.(2) ► Regulated Projects Reporting Table (part 2) –  
 Projects Approved During the Fiscal Year Reporting Period  
 (private projects)**

Project Name Project No.	Application Deemed Complete Date <sup>12</sup>	Application Final Approval Date <sup>13</sup>	Source Control Measures <sup>14</sup>	Site Design Measures <sup>15</sup>	Treatment Systems Approved <sup>16</sup>	Type of Operation & Maintenance Responsibility Mechanism <sup>17</sup>	Hydraulic Sizing Criteria <sup>18</sup>	Alternative Compliance Measures <sup>19/20</sup>	Alternative Certification <sup>21</sup>	HM Controls <sup>22/23</sup>
			compactors, to sanitary sewer; fire sprinkler test water, and inlet stenciling							
2401 Broadway	07/24/2017	10/04/2017	Direct discharges from covered trash areas, food waste and compactors, to sanitary sewer; fire sprinkler test water	N/A	Stormfilter manhole (100%)	Maintenance Agreement with Owner	2c	Not Applicable	Not Applicable	Not required; not located in susceptible area.
3300 Broadway	02/01/2018	02/01/2018	Direct discharges from covered trash areas, food waste, mats, hood filters and compactors, to sanitary sewer; fire sprinkler test water, sustainable landscaping, irrigation, and inlet stenciling	N/A	Stormwater Filters (100%)	Maintenance Agreement with Owner	2c	Not Applicable	Not Applicable	Not required; not located in susceptible area.

**C.3.b.iv.(2) ► Regulated Projects Reporting Table (part 2) –  
 Projects Approved During the Fiscal Year Reporting Period  
 (private projects)**

Project Name Project No.	Application Deemed Complete Date <sup>12</sup>	Application Final Approval Date <sup>13</sup>	Source Control Measures <sup>14</sup>	Site Design Measures <sup>15</sup>	Treatment Systems Approved <sup>16</sup>	Type of Operation & Maintenance Responsibility Mechanism <sup>17</sup>	Hydraulic Sizing Criteria <sup>18</sup>	Alternative Compliance Measures <sup>19/20</sup>	Alternative Certification <sup>21</sup>	HM Controls <sup>22/23</sup>
2424 Webster	09/12/2017	09/12/2017	Direct discharges from covered trash areas, food waste, and compactors, to sanitary sewer; fire sprinkler test water, and inlet stenciling	N/A	Bio-retention treatment (10%) Stormwater Manhole Filters (90%)	Maintenance Agreement with Owner	2c	Not Applicable	Not Applicable	Not required; not located in susceptible area.
34 <sup>th</sup> and San Pablo Family Housing	8/31/2017	03/27/2018	Direct discharges from covered trash areas to sanitary sewer; fire sprinkler test water, sustainable and inlet stenciling	Minimize Development, plant preserve receptor trees, Direct roof run off to vegetated areas	Flow through planters (50%) Stormwater Filters (50%)	Maintenance Agreement with Owner	2c	Not Applicable	Not Applicable	Not required; not located in susceptible area.
Lake House Commons	10/31/2017	05/23/18	Direct discharges from covered trash areas, food waste, and compactors, to sanitary sewer; fire sprinkler test water, direct air conditioning	Protect sensitive wetland and riparian areas	Media Filter (100%)	Maintenance Agreement with Owner	2c	Not Applicable	Not Applicable	Not required; not located in susceptible area.

**C.3.b.iv.(2) ► Regulated Projects Reporting Table (part 2) –  
 Projects Approved During the Fiscal Year Reporting Period  
 (private projects)**

Project Name Project No.	Application Deemed Complete Date <sup>12</sup>	Application Final Approval Date <sup>13</sup>	Source Control Measures <sup>14</sup>	Site Design Measures <sup>15</sup>	Treatment Systems Approved <sup>16</sup>	Type of Operation & Maintenance Responsibility Mechanism <sup>17</sup>	Hydraulic Sizing Criteria <sup>18</sup>	Alternative Compliance Measures <sup>19/20</sup>	Alternative Certification <sup>21</sup>	HM Controls <sup>22/23</sup>
			to landscaping or sanitary sewer, inlet stenciling							
Oakland Triangle	09/07/2017	09/07/2017	Direct discharges from covered trash areas, food waste, and compactors, to sanitary sewer; fire sprinkler test water, direct air conditioning to landscaping or sanitary sewer, sustainable landscaping and inlet stenciling	N/A	Stormwater filter (100%)	Maintenance Agreement with Owner	3	Not Applicable	Not Applicable	Not required; not located in susceptible area.
468 MacArthur	11/12/2017	01/11/2018	Direct discharges from covered trash areas and sprinkler test water, to sanitary sewer, sustainable landscaping, inlet stenciling	Direct roof run off to vegetated areas, use self treating areas	Bio-retention treatment (72%) Media Filters (28%)	Maintenance Agreement with Owner	2c	Not Applicable	Not Applicable	Not required; not located in susceptible area.



**C.3.b.iv.(2) ► Regulated Projects Reporting Table (part 2) –  
 Projects Approved During the Fiscal Year Reporting Period  
 (private projects)**

Project Name Project No.	Application Deemed Complete Date <sup>12</sup>	Application Final Approval Date <sup>13</sup>	Source Control Measures <sup>14</sup>	Site Design Measures <sup>15</sup>	Treatment Systems Approved <sup>16</sup>	Type of Operation & Maintenance Responsibility Mechanism <sup>17</sup>	Hydraulic Sizing Criteria <sup>18</sup>	Alternative Compliance Measures <sup>19/20</sup>	Alternative Certification <sup>21</sup>	HM Controls <sup>22/23</sup>
One Piedmont	7/18/2018	07/18/2018	Direct discharges from covered trash areas, food waste and sprinkler test water, to sanitary sewer, sustainable landscaping, inlet stenciling	Direct roof run off to vegetated areas or rain barrels, minimize impervious surface	Vault based system (100%)	Maintenance Agreement with Owner	2c	Not Applicable	Not Applicable	Not required; not located in susceptible area.
Oakland 29	08/24/2018	06/21/2018	Direct discharges from covered trash areas, swimming pool air conditioning and sprinkler test water, to sanitary sewer, sustainable landscaping, inlet stenciling	Direct roof run off to vegetated areas	Flow through planters (84%) Vault Filters (16%)	Maintenance Agreement with Owner	2c	Not Applicable	Not Applicable	Not required; not located in susceptible area.
Oak Hill Apartments	10/26/2017	03/29/2018	Direct discharges from covered trash areas, air conditioning and sprinkler test water, to sanitary	Direct roof run off to vegetated areas	Perk Filters (100%)	Maintenance Agreement with Owner	2c	Not Applicable	Not Applicable	Not required; not located in susceptible area.

**C.3.b.iv.(2) ► Regulated Projects Reporting Table (part 2) –  
 Projects Approved During the Fiscal Year Reporting Period  
 (private projects)**

Project Name Project No.	Application Deemed Complete Date <sup>12</sup>	Application Final Approval Date <sup>13</sup>	Source Control Measures <sup>14</sup>	Site Design Measures <sup>15</sup>	Treatment Systems Approved <sup>16</sup>	Type of Operation & Maintenance Responsibility Mechanism <sup>17</sup>	Hydraulic Sizing Criteria <sup>18</sup>	Alternative Compliance Measures <sup>19/20</sup>	Alternative Certification <sup>21</sup>	HM Controls <sup>22/23</sup>
			sewer, sustainable landscaping, inlet stenciling							
Oakland Residence Inn	07/24/2017	07/24/2017	Direct discharges from covered trash areas, parking and fire sprinkler to sanitary sewer, sustainable landscaping, inlet stenciling	Minimize land disturbances	Mechanical Treatment (100%)	Maintenance Agreement with Owner	2b,c and 3	Not Applicable	Not Applicable	Not required; not located in susceptible area.
1100 Broadway	4/5/2017	10/4/2017	Direct discharges from covered trash areas, air conditioning and sprinkler test water, to sanitary sewer, inlet stenciling	Minimize land disturbances	Media Filtration (100%)	Maintenance Agreement with Owner	2c	Not Applicable	Not Applicable	Not required; not located in susceptible area.
657 W MacArthur	1/4/2018	1/4/2018	Direct discharges from covered trash areas, air conditioning and sprinkler test water, to sanitary	Minimize land disturbances and direct runoff of sidewalks and patios to vegetated areas	Perk Filter 100%)	Maintenance Agreement with Owner	2c	Not Applicable	Not Applicable	Not required; not located in susceptible area.

**C.3.b.iv.(2) ► Regulated Projects Reporting Table (part 2) –  
 Projects Approved During the Fiscal Year Reporting Period  
 (private projects)**

Project Name Project No.	Application Deemed Complete Date <sup>12</sup>	Application Final Approval Date <sup>13</sup>	Source Control Measures <sup>14</sup>	Site Design Measures <sup>15</sup>	Treatment Systems Approved <sup>16</sup>	Type of Operation & Maintenance Responsibility Mechanism <sup>17</sup>	Hydraulic Sizing Criteria <sup>18</sup>	Alternative Compliance Measures <sup>19/20</sup>	Alternative Certification <sup>21</sup>	HM Controls <sup>22/23</sup>
			sewer, inlet stenciling							
Oak Knoll	09/28/2017	11/27/2017	Direct discharges from parking garage drains, covered trash areas, parking, air conditioning and fire sprinkler to sanitary sewer, sustainable landscaping, inlet stenciling	Minimize land disturbances, protect sensitive riparian areas, plant receptor trees, self treating areas, and direct runoff of sidewalks, driveways, parking and roofs to vegetated areas	44 biotreatment basins to treat run-off from the proposed main streets and 8 regional bio- treatment basins that treat run-off from the lots and secondary streets	Maintenance Agreement with Owner and Geologic Hazard Abatement Assessment District	3	Not applicable	Not applicable	Not required; not located in susceptible area.
1900 Broadway	March 6, 2018	June 20, 2018	Direct discharges from interior and parking garage drains to sanitary sewer, air conditioning to sanitary sewer, swimming pool and fire sprinkler to sanitary sewer, sustainable landscaping, inlet stenciling	Minimize impervious surface and land disturbance, self-treating or self-retaining areas	Mechanical Treatment (100%)	Maintenance Agreement with Owner	2c	Not Applicable	Not Applicable	Not required; not located in susceptible area.

**C.3.b.iv.(2) ► Regulated Projects Reporting Table (part 2) –  
 Projects Approved During the Fiscal Year Reporting Period  
 (public projects)**

Project Name	Approval Date <sup>24</sup>	Date Construction Scheduled to Begin	Source Control Measures <sup>25</sup>	Site Design Measures <sup>26</sup>	Treatment Systems Approved <sup>27</sup>	Operation & Maintenance Responsibility Mechanism <sup>28</sup>	Hydraulic Sizing Criteria <sup>29</sup>	Alternative Compliance Measures <sup>30/31</sup>	Alternative Certification <sup>32</sup>	HM Controls <sup>33/34</sup>
<b>Public Projects</b>										
Comments: There were no <u>public</u> Regulated Projects approved in FY 17-18.										

<sup>24</sup>For public projects, enter the plans and specifications approval date.

<sup>25</sup>List source control measures approved for the project. Examples include: properly designed trash storage areas; storm drain stenciling or signage; efficient landscape irrigation systems; etc.

<sup>26</sup>List site design measures approved for the project. Examples include: minimize impervious surfaces; conserve natural areas, including existing trees or other vegetation, and soils; construct sidewalks, walkways, and/or patios with permeable surfaces, etc.

<sup>27</sup>List all approved stormwater treatment system(s) to be installed onsite or at a joint stormwater treatment facility (e.g., flow through planter, bioretention facility, infiltration basin, etc.).

<sup>28</sup>List the legal mechanism(s) (e.g., maintenance plan for O&M by public entity, etc.) that have been or will be used to assign responsibility for the maintenance of the post-construction stormwater treatment systems.

<sup>29</sup>See Provision C.3.d.i. "Numeric Sizing Criteria for Stormwater Treatment Systems" for list of hydraulic sizing design criteria. Enter the corresponding provision number of the appropriate criterion (i.e., 1.a., 1.b., 2.a., 2.b., 2.c., or 3).

<sup>30</sup>For Alternative Compliance at an offsite location in accordance with Provision C.3.e.i.(1), on a separate page, give a discussion of the alternative compliance site including the information specified in Provision C.3.b.v.(1)(m)(i) for the offsite project.

<sup>31</sup>For Alternative Compliance by paying in-lieu fees in accordance with Provision C.3.e.i.(2), on a separate page, provide the information specified in Provision C.3.b.v.(1)(m)(ii) for the Regional Project.

<sup>32</sup>Note whether a third party was used to certify the project design complies with Provision C.3.d.

<sup>33</sup>If HM control is not required, state why not.

<sup>34</sup>If HM control is required, state control method used (e.g., method to design and size device(s) or method(s) used to meet the HM Standard, and description of device(s) or method(s) used, such as detention basin(s), bioretention unit(s), regional detention basin, or in-stream control).

<b>C.3.h.v.(2). ► Table of Newly Installed<sup>35</sup> Stormwater Treatment Systems and Hydromodification Management (HM) Controls (Optional)</b>			
Fill in table below or attach your own table including the same information.			
<b>Name of Regulated Project Facility</b>	<b>Address of Facility</b>	<b>Party Responsible<sup>36</sup> For Maintenance</b>	<b>Type of Treatment/HM Control(s)</b>
Town 29	2935 Telegraph Ave	2935 Telegraph Partners LLC	Flow Through Planters
7-11 Gas Mart	506 International Blvd	7-Eleven, Inc	Six Bioretention Facilities with Underdrain, One Roof Drain Filter, One Pump
777 Broadway	459 8th Street	459 8th Street, LLC	Storm Drain Pipe and Filter
Derby Lofts	401 Derby Ave	8855 San Leandro Street, LLC	Bioretention Facilities
Jefferson Street Maxwell Apartments	612 18th Street 1801 Jefferson Street	Jefferson Street Owner, LLC	Two Bioretention Facilities (Planters)
Mural Apartments	3838 Turquoise St (515 Apgar St)	Bridge Housing	Flow Through Planters
Outpatient Clinic 2	744 52nd Street	UCSF Benioff Children's Hospital	Bioretention Areas
Lighthouse Charter School	735 105th Avenue	PCSD 701 105th Ave, LLC	Bioretention and Storm Drain Pipes
Seminary Point	5803 Foothill Blvd	Athena MT, LLC	Bioretention and Filters
Chow Oakland	3770 Piedmont Avenue	3770 LLC	Storm Drain Pipes and Filters
Atomic City	1160 66th Street	Manou Design Group, LLC	Storm Drain Pipe and Filters
Oakland Zoo California Exhibit	9777 Golf Links Road	Conservation Society of California DBA The Oakland Zoo	Bioretention Areas
4801 Shattuck	4801 Shattuck Avenue	Shattuck Neun Owner, LLC	Flow Through Planters

<sup>35</sup> "Newly Installed" includes those facilities for which the final installation inspection was performed during this reporting year.

<sup>36</sup>State the responsible operator for installed stormwater treatment systems and HM controls.

**C.3.h.v.(2). ► Table of Newly Installed<sup>35</sup> Stormwater Treatment Systems and Hydromodification Management (HM) Controls (Optional)**

Fill in table below or attach your own table including the same information.

Name of Regulated Project Facility	Address of Facility	Party Responsible <sup>36</sup> For Maintenance	Type of Treatment/HM Control(s)
Happy Hound	2012 Peralta Street	Rentru, LLC	Flow Through Planters and Bioretention Facility
Merrill Gardens	5238 Coronado Avenue	Merrill Gardens at Rockridge, LLC	Flow Through planters
Acts Cyrene Apartments	9400 International Boulevard	Oakland International Housing Partners, LP	Storm Drain Pipes and Filters

C.3.e.v.Special Projects Reporting Table												
Reporting Period – July 1, 2017 – June 30, 2018												
Project Name & No.	Permittee	Address	Application Submittal Date <sup>37</sup>	Status <sup>38</sup>	Description <sup>39</sup>	Site Total Acreage	Gross Density DU/Acre	Density FAR	Special Project Category <sup>40</sup>	LID Treatment Reduction Credit Available <sup>41</sup>	List of LID Stormwater Treatment Systems <sup>42</sup>	List of Non-LID Stormwater Treatment Systems <sup>43</sup>
The Phoenix	City of Oakland	800 Cedar Street	6/19/18	Accepted	Redevelopment of site with four 5-story buildings containing up to 419 units	4.65	86 units / acre	N/A	<u>Category A</u> N/A <u>Category B</u> N/A <u>Category C</u> Location: Within ¼ mile transit hub Non auto related project Over minimum density	<u>Category A</u> N/A <u>Category B</u> N/A <u>Category C</u> Total credit= 55% Location within a PDA= 25% Density: >100 units per acre= 30%	Self treating areas (100%)	Not applicable
4328 ML King Jr Way	City of Oakland	4328 MLK	11/28/2017	Incomplete	4-story building with 40 units	.33	133 units / acre	N/A	<u>Category A</u> N/A <u>Category B</u> N/A <u>Category C</u> Location: Within ¼ mile transit hub Non auto related project Over	<u>Category A</u> N/A <u>Category B</u> N/A <u>Category C</u> Total credit= 100% Location within ¼ mile of transit = 50% Density: >100 units	Not applicable	Media filtration (100%)

<sup>37</sup> Date that a planning application for the Special Project was submitted.

<sup>38</sup> Indicate whether final discretionary approval is still pending or has been granted, and provide the date or version of the project plans upon which reporting is based.

<sup>39</sup> Type of project (commercial, mixed-use, residential), number of floors, number of units, type of parking, and other relevant information.

<sup>40</sup> For each applicable Special Project Category, list the specific criteria applied to determine applicability. For each non-applicable Special Project Category, indicate n/a.

<sup>41</sup> For each applicable Special Project Category, state the maximum total LID Treatment Reduction Credit available. For Category C Special Projects also list the individual Location, Density, and Minimized Surface Parking Credits available.

<sup>42</sup>: List all LID stormwater treatment systems proposed. For each type, indicate the percentage of the total amount of runoff identified in Provision C.3.d. for the Special Project's drainage area.

<sup>43</sup>List all non-LID stormwater treatment systems proposed. For each type of non-LID treatment system, indicate: (1) the percentage of the total amount of runoff identified in Provision C.3.d. for the Special Project's drainage area, and (2) whether the treatment system either meets minimum design criteria published by a government agency or received certification issued by a government agency, and reference the applicable criteria or certification.

									minimum density	per acre= 30% No surface parking = 20%		
Friendship Senior Housing	City of Oakland	1904 Adeline	6/8/2018	Incomplete	3-story building with 48 units	.49	97 units/acre	N/A	<u>Category A</u> N/A <u>Category B</u> N/A <u>Category C</u> Location: Within ¼ mile transit hub Non auto related project Over minimum density	<u>Category A</u> N/A <u>Category B</u> N/A <u>Category C</u> Total credit= 65% Location in PDA= 25% Density: >2 FAR = 10% Parking: <10% parking post project impervious = 10%	Self treating areas (100%)	Not applicable
Sausage Factory Lofts	City of Oakland	2715 Adeline	02/14/2018	Incomplete	5-story building with 111 work live units	1.2	N/A	2	<u>Category A</u> N/A <u>Category B</u> N/A <u>Category C</u> Location: Within ¼ mile transit hub Non auto related project Over minimum density	<u>Category A</u> N/A <u>Category B</u> N/A <u>Category C</u> Total credit= 45% Location in PDA= 25% Density: >2 FAR = 10% No surface parking:= 20%	Bio-retention (65%)	Stormfilters (45%)
500 Lake Park Avenue	City of Oakland	500 Lake Park Avenue	8/31/2016	Incomplete	6-story mixed-use project with 54 units, 3,000 sf commercial and enclosed parking	0.50	54 units/acre	N/A	<u>Category A</u> Downtown Create less than .5 acres of impervious surface, Non auto related project Lot covered <u>Category B</u> N/A	<u>Category A</u> Total credit= 100% <u>Category B</u> N/A <u>Category C</u> N/A	Bio-retention (100%)	Not applicable



									<u>Category C</u> N/A			
West Grand and Brush	City of Oakland	Corner of West Grand and Brush Street 2201 Brush Street	05/16/18	Incomplete	Residential new development, 6 stories; 59 units, covered parking	.40 acres	147 units / acre	N/A	<u>Category A</u> N/A <u>Category B</u> N/A <u>Category C</u> Location: Within ¼ mile transit hub Non auto related project Over minimum density	<u>Category A</u> N/A <u>Category B</u> N/A <u>Category C</u> Total credit= 100% Location: Within ¼ mile transit hub = 50% Density: >100 units = 30% Parking: No surface parking = 20%	Flow through planters (38%)	Stormfilters (62%)
Jack London Multi-Family	City of Oakland	412 Madison	02/07/2018	Incomplete	7-story building containing 157 dwelling units above ground floor commercial	.58	269 units / acre	N/A	<u>Category A</u> N/A <u>Category B</u> Location Downtown Create less than .5 acres impervious surface, Non auto related project 85% lot covered Over minimum density <u>Category C</u> N/A	<u>Category A</u> N/A <u>Category B</u> Total Credit=100% Density >100 units per acre= 100% <u>Category C</u> N/A	Not applicable	Storm Filters (100%)
6733 Foothill	City of Oakland	6733 Foothill	01/16/2018	Incomplete	Mixed Use new development with 5-stories for 204 residential units and 58,100 sf charter school	2.4	82.6 units/ acre	N/A	<u>Category A</u> N/A <u>Category B</u> N/A <u>Category C</u> Location: Within 1/4 mile transit hub Non auto related	<u>Category A</u> N/A <u>Category B</u> N/A <u>Category C</u> Total credit= 90% Location: Within ¼ mile of transit = 50%	Flow through planters (25%)	Storm filters (75%)

									project Over minimum density	Density:>60 units per acre = 20% No surface parking = 20%		
2044 Franklin Street	City of Oakland	2044 Franklin Street	06/28/2018	Incomplete	22-story mixed- use building with 357 units and 57,000 sf commercial with enclosed parking	.59	300 units / acre	N/A	<u>Category A</u> N/A <u>Category B</u> N/A <u>Category C</u> Location: within ½ mile of transit Density: >25 dwelling units per acre Parking: non-auto related	<u>Category A</u> N/A <u>Category B</u> N/A <u>Category C</u> Location: 1/4mile of transit= 50% Density:> 100 /acre = 30% No surface parking = 20%	Flow through planters (36%)	Media Filters (64%)
Oakland 5	City of Oakland	3927 Wattling Street at 39 <sup>th</sup> Ave		Approval pending; plans dated 03/2/2018	3-story townhomes with 51 units	1.48	35 units / acre	N/A	<u>Category A</u> N/A <u>Category B</u> N/A <u>Category C</u> Location: within ½ mile of transit Density: >25 dwelling units per acre Parking: non-auto related	<u>Category A</u> N/A <u>Category B</u> N/A <u>Category C</u> 80% Location: ¼ mile of transit= 50% Density:> 30 /acre = 10% No surface parking = 20%	Bio-retention (100%)	Not applicable
Moxy Hotels	City of Oakland	2225 Telegraph	09/20/2017	Approval pending; plans dated 5/10/2018	7-story 173 room hotel with a full service restaurant on the ground floor.	.36	N/A	4	<u>Category A</u> In a CN Zone Create less than .5 acres of impervious surface, Non auto related project Lot covered <u>Category B</u>	<u>Category A</u> Total credit= 100% <u>Category B</u> N/A <u>Category C</u> N/A	Not applicable	Media Filter (100%)

									N/A <u>Category C</u> N/A			
13 <sup>th</sup> and Harrison Tower	City of Oakland	1261 Harrison Street	11/03/2017	Approval pending; plans dated 10/19/2017	Mixed Use new development of for 185 residential units and 120,000 sq. ft. of commercial.	.34	185 units / acre	N/A	<u>Category A</u> N/A <u>Category B</u> N/A <u>Category C</u> Location: Within ½ mile transit hub Not auto related project Over minimum density	<u>Category A</u> Total credit=100% <u>Category B</u> N/A <u>Category C</u> N/A	Not applicable	Media Filter (100%)
2201 Valley	City of Oakland	2201 Valley	03/02/2018	Complete	27-story 750,000 sf commercial office building	.89	N/A	18	<u>Category A</u> N/A <u>Category B</u> Location Downtown Create less than .5 acres impervious surface, Non auto related project 85% lot covered Over minimum density <u>Category C</u> N/A	<u>Category A</u> N/A <u>Category B</u> Total Credit=100% FAR:> 4 = 100% <u>Category C</u> N/A	Not applicable	Media Filter (100%)
2 Kaiser Plaza	City of Oakland	2 Kaiser Plaza / 323 23 <sup>rd</sup> Street	9/25/2017	Approved; Plan dated 04/11/2018	Maximum building 33-story building with 1,128600 sf of commercial	1.025	N/A	10.1	<u>Category A</u> N/A <u>Category B</u> N/A <u>Category C</u> Location: Within ½ mile transit hub Non auto related project	<u>Category A</u> N/A <u>Category B</u> N/A <u>Category C</u> Total credit=100% Location: Within ¼ to transit = 50% Density:> 100 per acre	Not applicable	Media Filter vault (100%)

									Over minimum density	= 30% No surface parking = 20%		
Hanzel Apartments	City of Oakland	2323 Valley Street	3/16/2018	Approved; Plan dated 04/11/2018	Mixed Use 5-story building with 34 residential units and 3,675 sf commercial	.35	N/A	2.2	<u>Category A</u> N/A <u>Category B</u> N/A <u>Category C</u> Location: Within ½ mile transit hub Non auto related project Over minimum density	<u>Category A</u> N/A <u>Category B</u> N/A <u>Category C</u> Total credit= 80% Location: Within ¼ to transit = 25% Density:>2.0 FAR = 10% No surface parking = 20%	Bio-retention (20%)	Manhole Stormfilters (80%)
7 <sup>th</sup> and Campbell	City of Oakland	1676 7 <sup>th</sup> Street	3/1/16	Approved; Plans dated May 5, 2016	Mixed Use new development of for 134 residential units and 5,475 sq. ft. of commercial.	.71 acres	N/A	3.58	<u>Category A</u> N/A <u>Category B</u> N/A <u>Category C</u> Location: Within ½ mile transit hub Non auto related project Over minimum density	<u>Category A</u> N/A <u>Category B</u> N/A <u>Category C</u> Total credit= 35% Location: Within ¼ to ½ mile of transit = 25% Density:>2.0 FAR = 10%	Bio-retention (100%)	Not applicable
1433 Webster	City of Oakland	1433 Webster	4/22/16	Approval Pending; Plans dated 5/23/2018	Mixed Use new development of 15-story building with 168 residential units and 1,100 sq. ft. of commercial.	.36 acres	N/A	9.04	<u>Category A</u> Downtown Create less than .5 acres of impervious surface, Non auto related project Lot covered <u>Category B</u> N/A <u>Category C</u> N/A	<u>Category A</u> Total credit= 100% <u>Category B</u> N/A <u>Category C</u> N/A	Not applicable	Media Filtration Treatment (100%)

2016 Telegraph Ave	City of Oakland	2016 Telegraph Ave	12/22/2016	Approved; Plans dated 05/11/2017	18-story mixed-use project with 230 units, 4,622 sf commercial and enclosed parking	.46	498 units/acre	N/A	<u>Category A:</u> Location: In CBD, create less than .5 acres impervious surface, no surface parking 85% lot covered <u>Category B:</u> N/A <u>Category C:</u> N/A	<u>Category A</u> Total credit= 100% <u>Category B</u> N/A <u>Category C</u> N/A	Not applicable	Media Filtration Devices (100%)
Jenkins Court	City of Oakland	537-543 24 <sup>th</sup> Street	4/24/2017	Approved; Plans dated 06/21/2017	4-story residential building with 42 units, 24 live/work units and enclosed parking	.44	151 units/acre	N/A	<u>Category A:</u> Location: In CBD, create less than .5 acres impervious surface, no surface parking 85% lot covered <u>Category B:</u> N/A <u>Category C:</u> N/A	<u>Category A</u> Total credit= 100% <u>Category B</u> N/A <u>Category C</u> N/A	Bio-Filtration (100%)	Not applicable
Louise Lofts	City of Oakland	1450 32 <sup>nd</sup> Street	05/31/17	Approved; Plans dated 10/16/2017	3-story mixed use project with 9 units, 10 live/work units and 2,500 sf commercial.	.5	38 units/acre	N/A	<u>Category A</u> N/A <u>Category B</u> N/A <u>Category C</u> Location: Within a PDA Non auto related project Over minimum density	<u>Category A</u> N/A <u>Category B</u> N/A <u>Category C</u> Total credit= 35% Location: Within a PDA= 25% Density:>30 /acre = 10%	Flow through planters (65%)	Stormdrain filters (35%)

550 27 <sup>th</sup> Street (Also known as 557 Merrimac)	City of Oakland	550 27 <sup>th</sup> Street	06/07/2017	Approved; Plans dated 01/08/2018	5-story mixed use project with 40 units and enclosed parking	.331	127 units/acre	N/A	Category A: Location: In RU-5, create less than .5 acres impervious surface, no surface parking 85% lot covered Category B: N/A Category C: N/A	Category A Total credit= 100% Category B N/A Category C N/A	Not applicable	Media Filtration Devices (100%)
1940 Webster Street	City of Oakland	1940 Webster Street	05/31/2017	Approved; Plans dated 8/2/17	7-story residential project with 173 units, 2000 sf of commercial and enclosed parking	.59	174 units/acre	N/A	Category A N/A Category B Location Downtown Create less than .5 acres impervious surface, Non auto related project 85% lot covered Over minimum density Category C N/A	Category A N/A Category B Total Credit=100% Density:>100 du/ac = 100% Category C N/A	Not applicable	Stormwater Treatment Vault (100%)City
Henry J Kaiser Auditorium	City of Oakland	10 10 <sup>th</sup> Street	04/14/2017	Incomplete	Incomplete	Incomplete	Incomplete	Incomplete	Incomplete	Incomplete	Incomplete	Incomplete
325 7 <sup>th</sup> Street Mixed-Use Podium	City of Oakland	325 7 <sup>th</sup> Street	5/25/2017	Approved; Plans dated 06/5/2018	125-story mixed-use project with 380 units, 6,537 sf commercial and enclosed parking	.81	N/A	5.56	Category A N/A Category B N/A Category C Location: Within a PDA Non auto related project Over	Category A N/A Category B N/A Category C Total credit= 65% Location: Within a PDA= 25% Density:>60 /acre = 20%	Flow through planters (35%)	Perk filters (65%)

									minimum density	No surface parking = 20%		
2401 Broadway	City of Oakland	2401 Broadway	08/08/2016	Approved; Plans dated 09/18/2017	7-story mixed use building with 72 units, 17,000 sf of commercial and a 159 room hotel	1.21 acres	123 units/acre	N/A	<u>Category A</u> N/A <u>Category B</u> Location Downtown Create less than .5 acres impervious surface, Non auto related project 85% lot covered Over minimum density <u>Category C</u> N/A	<u>Category A</u> N/A <u>Category B</u> Total Credit=100% Density: >100 du/ac = 100% <u>Category C</u> N/A	Not applicable	Stormfilter manhole (100%)
3300 Broadway	City of Oakland	3300 Broadway	01/05/2017	Approved; Plans dated 08/04/2018	5-story building with 38 or 45 residential units and 2,891 ground floor commercial space	.38 acres	N/A	3.14 FAR	<u>Category A</u> Downtown Create less than .5 acres of impervious surface, Non auto related project Lot covered <u>Category B</u> N/A <u>Category C</u> Location: Within ½ mile transit hub Non auto related project Over minimum density	<u>Category A</u> Total credit= 100% <u>Category B</u> N/A <u>Category C</u> N/A	Not applicable	Stormwater Filters (100%)

2424 Webster Street Commercial Building	City of Oakland	2424 Webster Street	10/06/2016	Approved; Plans dated 09/08/2016	6-story commercial with 59,000 sf of retail and office with enclosed parking	.27 acres	N/A	5.9 FAR	Category A: N/A Category B: N/A Category C: Location: within ½ mile of transit Density: >2.0 FAR Parking: non-auto related	Category A N/A Category B N/A Category C Total credit= 90% Location: ¼mile of transit= 50% Density:>60 /acre = 20% No surface parking = 20%	Bio-retention treatment (10%)	Stormwater Manhole Filters (90%)
34 <sup>th</sup> and San Pablo Family Housing	City of Oakland	3419-3431 San Pablo	05/04/2017	Approval pending Plans dated 03/22/2017	7-story mixed-use project with 60 units, 2500 sf and enclosed parking	.35	171 units/acre	N/A	Category A In CN Zone Create less than .5 acres of impervious surface, Non auto related project Lot covered Category B N/A Category C Location: Within ½ mile transit hub Non auto related project Over minimum density	Category A Total credit= 100% Category B N/A Category C N/A	Bio-retention treatment (50%)	Stormwater Filters (50%)
Lakehouse Commons	City of Oakland	101 E 12 <sup>th</sup> Street	12/27/2016	Approved; Plans dated 07/06/2016	Mixed-use project with 2 buildings with one building 26-story 270 units and one 7- story 91 units and enclosed parking	.92	390 units/acre	N/A	Category A: N/A Category B: N/A Category C: Location: within ½ mile of transit Density: >2.0 FAR Parking: non-auto	Category A N/A Category B N/A Category C Total credit= 100% Location: ¼mile of transit= 50% Density:> 100 /acre = 30%	N/A	Stormwater Manhole Filters (100%)



									related	No surface parking = 20%		
Oakland Triangle	City of Oakland	1601 San Pablo Ave	03/07/2017	Approved, Plans dated 03/07/2017	7-story mixed use building with 76 units and 4,467 sf of commercial and enclosed parking	.25	N/A	11.2	<u>Category A</u> Downtown Create less than .5 acres of impervious surface, Non auto related project Lot covered <u>Category B</u> N/A <u>Category C</u> Location: Within ½ mile transit hub Non auto related project Over minimum density	<u>Category A</u> Total credit= 100% <u>Category B</u> N/A <u>Category C</u> N/A	Not applicable	Storm filters (100%)
468 W MacArthur	City of Oakland	468 W MacArthur	09/19/2017	Approved, Plans dated 01/12/2018	4-story building with 57 units	.49	116 units / acre	N/A	<u>Category A</u> N/A <u>Category B</u> N/A <u>Category C</u> Location: within ¼ mile of transit Density: >100 dwelling units per acre Parking: occupies less post project impervious surface	<u>Category A</u> N/A <u>Category B</u> N/A <u>Category C</u> Location: within ¼ mile of transit Density: >100 dwelling units per acre Parking: occupies less post project impervious surface = 10%	Flow through planters (72%)	Media Filters (28%)

One Piedmont	City of Oakland	230-240 W Macarthur	07/12/2017	Approved, Plans dated 10/19/2017	6-story with 57 units and 7,120 sf of ground floor commercial/retail space	.54	108 units / acre	N/A	Category A N/A Category B Location in CN Zone Create less than .5 acres impervious surface, Non auto related project 85% lot covered Over minimum density Category C N/A	Category A N/A Category B Total credit= 100% Density:> 100 /acre = 30% Category C N/A	Not applicable	Media Filters (100%)
295 29 <sup>th</sup> St	City of Oakland	295 29 <sup>th</sup> Street	08/24/2017	Approved, Plans dated 05/21/2018	7-story building with 91 units	.58	157 units / acre	N/A	Category A N/A Category B Location in Downtown Create less than .5 acres impervious surface, Non auto related project 85% lot covered Over minimum density Category C N/A	Category A N/A Category B Total credit= 100% Density:> 100 /acre = 30% Category C N/A	Flow through planters (84%)	Vault Filters (16%)s
Oak Hill Apartments	City of Oakland	445 30 <sup>th</sup> Street	10/26/2017	Approved, Plans dated 10/25/2017	6-story building with 57 units	.26	220 units / acre	N/A	Category A N/A Category B Location in RU Zone Create less than .5 acres impervious surface, Non auto related project 85% lot	Category A N/A Category B Total credit= 100% Density:> 100 /acre = 30% Category C N/A	Not Applicable	Perk Filters (100%)

									covered Over minimum density <u>Category C</u> N/A			
Oakland Residence Inn	City of Oakland	1431 Jefferson	02/03/2017	Approved, Plans dated 06/30/2017	18-story building	.40	N/A	11.7	<u>Category A:</u> N/A <u>Category B:</u> N/A <u>Category C:</u> Location: within ½ mile of transit Density: >2.0 FAR Parking: non-auto related	<u>Category A</u> N/A <u>Category B</u> N/A <u>Category C</u> Total credit= 80% Location: ¼ mile of transit= 50% Density:> 6 FAR = 30%	Flow through planters (20%)	Mechanical Treatment (80%)
1100 Broadway	City of Oakland	1100 Broadway	4/5/2017	Approved, Plans dated 08/30/2017	18 story building with 320,000 sf of commercial	.5	N/A	17	<u>Category A</u> Downtown Create less than .5 acres of impervious surface, Non auto related project Lot covered <u>Category B</u> N/A <u>Category C</u> Location: Within ½ mile transit hub Non auto related project Over minimum density	<u>Category A</u> Total credit= 100% <u>Category B</u> N/A <u>Category C</u> N/A	Not applicable	Media Filtration (100%)

657 W MacArthur	City of Oakland	657 W MacArthur	09/12/2017	Approved, Plans dated 09/12/2017	6-story building with 41 units and 2,993 sf of commercial	.28	155 units / acre	N/A	<u>Category A:</u> N/A <u>Category B:</u> N/A <u>Category C:</u> Location: within ½ mile of transit Density: >2.0 FAR Parking: non-auto related	<u>Category A</u> N/A <u>Category B</u> N/A <u>Category C</u> Total credit= 100% Location: ¼ mile of transit= 50% Density:>100 units / acre = 30% No surface parking = 20%	Not applicable	Perk Vault (100%)
1900 Broadway	City of Oakland	1900 Broadway	6/2/15	Approved	Redevelopment of site with 41-story mixed use building containing approximately 452 residential units above 1 floor of retail	.73	484 units / acre	N/A	<u>Category A</u> N/A <u>Category B</u> N/A <u>Category C</u> Location: Within ¼ mile transit hub Non auto related project Over minimum density	<u>Category A</u> N/A <u>Category B</u> N/A <u>Category C</u> Total credit= 100% Location within ¼ mile of transit = 50% Density: >100 units per acre= 30% No surface parking = 20%	Not applicable	Mechanical filter treatment vault (100%)

## Special Projects Narrative

### 100% LID On-site Treatment is feasible for some projects listed above; exceptions include the following:

- 4328 MLK Jr Way – Project is a Cat C project which allows a 100% LID reduction. Building takes up the entire site, minimal open space planters are inadequate size for the drainage area.
- Jack London Multi-Family – Project is a Cat B project which allows a 100% LID reduction. Building takes up the entire site, minimal open space planters are inadequate size for the drainage area.
- Moxy Hotels – Project is a Cat A project which allows a 100% LID reduction. Building takes up the entire site, no open space area or space for planters as it is a hotel.
- 13<sup>th</sup> and Harrison Tower – Project is a Cat C project which allows a 100% LID reduction. Building takes up the entire site, minimal open space planters are inadequate size for the drainage area.
- 2201 Valley – Project is a Cat B project which allows a 100% LID reduction. Building takes up the entire site, minimal open space planters are inadequate size for the drainage area.
- 2 Kaiser Plaza – Project is a Cat C project which allows a 100% LID reduction. Building takes up the entire site, little to no open space area or space for planters as it is an office project.
- 2016 Telegraph – Project is a Cat A project which allows a 100% LID reduction. Building takes up the entire site, minimal open space planters are inadequate size for the drainage area.
- 550 27<sup>th</sup> Street – Project is a Cat A project which allows a 100% LID reduction. Building takes up the entire site, minimal open space planters are inadequate size for the drainage area.
- 1940 Broadway – Project is a Cat B project which allows a 100% LID reduction. Building takes up the entire site, minimal open space planters are inadequate size for the drainage area.
- 2401 Broadway – Project is a Cat C project which allows a 100% LID reduction. Building takes up the entire site, minimal open space planters are inadequate size for the drainage area.
- 1433 Webster – Project is a Cat C project which allows a 100% LID reduction. Building takes up the entire site, minimal open space planters are inadequate size for the drainage area.
- 3300 Broadway – Project is a Cat A project which allows a 100% LID reduction. Building takes up the entire site, minimal open space planters are inadequate size for the drainage area.
- Lakehouse Commons – Project is a Cat C project which allows a 100% LID reduction. Building takes up the entire site, minimal open space planters are inadequate size for the drainage area.
- Oakland Triangle – Project is a Cat A project which allows a 100% LID reduction. Building takes up the entire site, minimal open space planters are inadequate size for the drainage area.
- One Piedmont – Project is a Cat B project which allows a 100% LID reduction. Building takes up the entire site, minimal open space planters are inadequate size for the drainage area.
- Oak Hill Apartments – Project is a Cat A project which allows a 100% LID reduction. Building takes up the entire site, minimal open space planters are inadequate size for the drainage area.
- 1100 Broadway – Project is a Cat A project which allows a 100% LID reduction. Building takes up the entire site, little to no open space area or space for planters as it is an office project.

- 1900 Broadway – Project is a Cat C project which allows a 100% LID reduction. Building takes up the entire site, minimal open space planters are inadequate size for the drainage area

The information presented in C.3.j.ii.(2) Tables A and B in prior year reports is provided in Attachment C.3.1 in this report.

**C.3.j.ii.(2) ► Table A - Public Projects Reviewed for Green Infrastructure – See Attachment C.3.1**

Project Name and Location <sup>44</sup>	Project Description	Status <sup>45</sup>	GI Included? <sup>46</sup>	Description of GI Measures Considered and/or Proposed or Why GI is Impracticable to Implement <sup>47</sup>
---	---------------------	----------------------	----------------------------	---

**C.3.j.ii.(2) ► Table B - Planned and/or Completed Green Infrastructure Projects - See Attachment C.3.1**

Project Name and Location <sup>48</sup>	Project Description	Planning or Implementation Status	Green Infrastructure Measures Included
---	---------------------	-----------------------------------	--

<sup>44</sup> List each public project that is going through your agency’s process for identifying projects with green infrastructure potential.

<sup>45</sup> Indicate status of project, such as: beginning design, under design (or X% design), projected completion date, completed final design date, etc.

<sup>46</sup> Enter “Yes” if project will include GI measures, “No” if GI measures are impracticable to implement, or “TBD” if this has not yet been determined.

<sup>47</sup> Provide a summary of how each public infrastructure project with green infrastructure potential will include green infrastructure measures to the maximum extent practicable during the permit term. If review of the project indicates that implementation of green infrastructure measures is not practicable, provide the reasons why green infrastructure measures are impracticable to implement.

<sup>48</sup> List each planned (and expected to be funded) public and private green infrastructure project that is not also a Regulated Project as defined in Provision C.3.b.ii. Note that funding for green infrastructure components may be anticipated but is not guaranteed to be available or sufficient.

**C.3.j.iii.(2) ► Participate in Processes to Promote Green Infrastructure**

On an annual basis, report on the goals and outcomes during the reporting year of work undertaken to participate in processes to promote green infrastructure.

Please refer to Countywide Program's FY 17-18 Annual Report for a summary of efforts conducted to help regional, State, and federal agencies plan, design and fund incorporation of green infrastructure measures into local infrastructure projects, including transportation projects.

Locally, the City of Oakland is undertaking or completed the following tasks:

1. See section C.3.j.i.(5)(d) - Green Infrastructure Outreach – of this report for a description of the City's Urban Greening Stormwater Retrofit Plan (Urban Greening Plan) that was completed on April 30, 2018. The final document can be downloaded from this City webpage: <https://www.oaklandca.gov/documents/urban-greening-plan-and-grant-report>.
2. Staff participate in quarterly meetings of the San Francisco Estuary Partnerships Urban Greening Plan Bay Area. The project, funded by a grant from the EPA, coordinates regional planning of green infrastructure. Through this project SFEI worked with City of Oakland staff to run a model of the Green Plan-IT tool to identify green infrastructure opportunity sites throughout Oakland. See section C.3.j.i.(5)(d) of this report - Green Infrastructure Outreach – for a description of this project.
3. The Regional Roundtable on Sustainable Streets is an effort led by BASMAA with grant funding from the US Environmental Protection Agency's San Francisco Bay Water Quality Improvement Fund, as part of the Urban Greening Bay Area initiative managed by the San Francisco Estuary Partnership. City of Oakland Public Works Watersheds Division staff participated on the Roundtable Task Team. This Team took a leadership role to facilitate regional participation in Regional Roundtable meetings and to assist BASMAA to collaboratively develop and obtain input from the Roundtable Advisory Committee and Regional Roundtable participants on the *Roadmap of Funding Solutions for Sustainable Streets*. The document can be downloaded here: <http://basmaa.org/Announcements/roadmap-of-funding-solutions-for-sustainable-streets>.
4. Staff continued to participate in the ACCWP's Green Infrastructure Workgroup regarding implementation of the relevant provisions of the MRP, such as C.3.j. Through this workgroup, Oakland has had the opportunity to share information with other cities regarding its green infrastructure planning efforts and projects. In addition to fulfilling MRP requirements, this Workgroup fosters idea sharing and collaboration.
5. The Alameda County Watershed Confluence Conference committee accepted a presentation abstract submitted by the City in FY 17-18. City Staff will prepare a presentation on Green Infrastructure Planning in Oakland at the conference on October 17, 2018.
6. Staff continues to participate in the national forum entitled the Green Infrastructure Practitioners Exchange Committee that is hosted and moderated by the Urban Sustainability Director's Network. The Committee includes municipal representatives from cities across the United States and Canada including Philadelphia, Seattle, Portland, San Francisco, Los Angeles, Washington DC, Milwaukee, Baltimore, and Vancouver, to name a few. Through the Exchange, participants share ideas and information about green infrastructure activities in their respective cities.
7. City of Oakland staff arranged a special tour for more than 20 San Francisco Bay Regional Water Board staff of a private Regulated Project with installed multiple bioretention facilities. Staff from the City's Public Works Watersheds Division and from Planning and Building led the tour and explained to Water Board staff how a Regulated project moves from planning/design review to operations and maintenance inspections.



8. As described in section C.3.j.i.(5)(d) ► Green Infrastructure Outreach, #3, the City organized and funded a staff training on how to maintain bioretention facilities and other permanent treatment measures. One of the valuable outcomes of trainings like these is that they encourage the use of GI in projects by increasing City staff familiarity, interest, and comfort with GI systems. This increases the likelihood that staff will incorporate GI into future projects.

**Section 4 – Provision C.4 Industrial and Commercial Site Controls**

**Program Highlights and Evaluation**

**Highlight/summarize activities for reporting year:**

See the Provision C.4 Industrial and Commercial Site Control section of the Alameda Countywide Clean Water Program (ACCWP) FY 2017-2018 Annual Report for a description and summary of countywide Program activities.

**Summary:**

1. The City's facility list in the Oakland Industrial and Commercial Business Inspection Plan (BIP) was updated based on instructions described in the BIP. The updated list is included in Attachment C.4.1 of this report. Each year the City selects a subset of businesses to inspect from the updated facility list. Inspection frequencies and priorities are based on the City's written BIP which identifies high priority businesses and second priority businesses.
2. Routine stormwater inspections are conducted annually by an Oakland Fire Department (OFD) Hazardous Materials Inspector and by an environmental consultant. The OFD inspector usually conducts about 60% of all routine stormwater inspections and the City's consultant conducts the other ~40%. City of Oakland Public Works Watersheds Division staff conduct some follow-up re-inspections. In FY 2017-2018, these inspectors exceeded the City's goal to conduct stormwater inspections at 1,000 industrial and commercial businesses in Oakland. The OFD inspector conducted 600 inspections at 590 facilities, the consultant conducted 425 inspections, and City Watersheds staff conducted two re-inspections. In total, 1,027 inspections were conducted at 1,015 facilities. Each inspection included the following:
  - a. Review the facility's Stormwater Pollution Prevention Plan (SWPPP), if applicable.
  - b. Evaluate current best management practices (BMPs) in use and determine whether they are appropriate and/or adequate for the facility's operation. Inspectors also evaluated if employees are adequately trained in implementing stormwater protection BMPs.
  - c. Recommend/require additional or upgrades to the existing BMPs and provide BMP guidance documentation.
  - d. At 425 of the facilities, inspectors also evaluated compliance with the City's recycling, polystyrene ban, and Fats, Oils and Grease implementation requirements. The level of trash in the public right-of-way areas adjacent to each property was also assessed.
3. FY 2017-2018 inspection findings summary:
  - a. The OFD inspector noted that the cannabis industry is a new and rapidly growing industry in Oakland. In FY 2017-2018 inspections were increased at cannabis facilities to ensure that growers are properly installing their plant watering systems. To ensure that water is not discharged to storm drains, the growers are required to either recycle their water or discharge to the sanitary sewer system with a permit from East Bay Municipal Utility District. In addition, the OFD inspector focused attention on extraction and manufacturing facilities to ensure their waste products were properly disposed to prevent non-stormwater discharges. Finally, the OFD inspector reported that unlicensed automotive repair and body shops continued to be problematic, were required to implement more effective BMPs, and were subject to re-inspections as needed to correct issues.
  - b. The City's stormwater inspection consultant focused on restaurants, auto-related facilities, grocery stores, and gas stations. Most of the violations observed by the consultant occurred at automotive repair facilities and at restaurants. When actual and potential discharges were observed the inspector directed the business owner or manager to cease actual discharges immediately and to improve BMPs to address potential discharges. The consultant communicated inspection findings to City Watersheds Division staff when follow-up enforcement was needed. City Watersheds Division staff took enforcement action or

referred the issue to the OFD inspector.

4. City inspectors attended the ACCWP’s training on MRP Provision C.4 compliance. This training included a classroom and a field component and is described in more detail in the ACCWP FY 2017-2018 Annual Report. As mentioned above, the City used a consultant to conduct 425 inspections in FY 2017-2018. The consultant trains staff on how to conduct effective stormwater inspections to evaluate conformance with Provision C.4 of the MRP and the City’s non-stormwater discharge ordinance.
5. City staff participated in the ACCWP Industrial & Illicit Discharge Committee (covers MRP Provisions C.4 and C.5).

**C.4.b.iii ► Potential Facilities List (i.e., List of All Facilities Requiring Stormwater Inspections)**

List below or attach your list of industrial and commercial facilities in your Inspection Plan to inspect that could reasonably be considered to cause or contribute to pollution of stormwater runoff.

See **Attachment C.4.1**.

**C.4.d.iii.(2)(a) & (c) ► Facility Inspections**

Fill out the following table or attach a summary of the following information. Indicate your reporting methodology below.

<input checked="" type="checkbox"/>	X	Permittee reports multiple discrete potential and actual discharges as one enforcement action.	
		Permittee reports the total number of discrete potential and actual discharges on each site.	
			<b>Number</b>
Total number of inspections conducted (C.4.d.iii.(2)(a))			1,027
Violations, enforcement actions, or discreet number of potential and actual discharges resolved within 10 working days or otherwise deemed resolved in a longer but still timely manner (C.4.d.iii.(2)(c))			136
Comments:			

Business Type	Number of Inspections Conducted
Auto Repair and Service and Automotive Miscellaneous	248
Food Related Businesses/Restaurants	240
Fueling Facilities (Gas Stations)	109
Grocery / Convenience Store	164
Manufacturing / Industrial	35
Miscellaneous	91
NOI Facilities	60
Re-Inspection	12
Response to Complaints	25
Cannabis	43
<b>Total Inspections</b>	<b>1,027</b>

**C.4.d.iii.(2)(b) ► Frequency and Type of Enforcement Conducted**

Fill out the following table or attach a summary of the following information.

	Enforcement Action (as listed in ERP) <sup>1</sup>	Number of Enforcement Actions Taken
Level 1	Verbal Warning	125
Level 2	Warning Notice	9
Level 3	Administrative Action w/Monetary Fines	1
Level 4	Referral to the City Attorney and/or County District Attorney's Office	1
<b>Total</b>	<b>Total</b>	<b>136</b>

<sup>1</sup>Agencies to list specific enforcement actions as defined in their ERPs.  
 City of Oakland

**Level 3 and Level 4 Enforcement Action Details:**

1. Level 3 Case: A restaurant was allowing their waste oil to discharge to the storm drain. The discharge was evident, and the manager acknowledged that they were not properly taking care of their waste oil area. The City fined the restaurant for the illicit discharge. The restaurant moved their waste cooking oil container to a different location away from storm drains. They instructed their workers to immediately clean up any spilled oil and have hired a collection service to pick up their waste cooking oil on a regular basis.
  
2. Level 4 Case: Santos Engineering at 1266 28th Street used the fire hydrant near their building to wash down the street. The water entered the storm drain. There were also complaints that the company was improperly handling lead and asbestos waste collected from their demolition operations. This case was referred to the City Attorney who issued a notice of violation and a 30-Day Notice to Abate. During the inspection, Santos Engineering agreed to use better BMPs for surface cleaning. Because of the City Attorney’s letters and notices, the company was evicted and is no longer operating in Oakland.

**C.4.d.iii.(2)(d) ► Frequency of Potential and Actual Non-stormwater Discharges by Business Category**

Fill out the following table or attach a summary of the following information.

<b>Business Category<sup>2</sup></b>	<b>Number of Actual Discharges</b>	<b>Number of Potential Discharges</b>
Auto Repair and Service and Automotive Miscellaneous	19	92
Food Related Businesses/Restaurants	13	33
Gas Station	0	21
Grocery	1	38
Manufacturing / Industrial	1	4
NOI Facilities	0	4
Miscellaneous	0	0

**C.4.d.iii.(2)(e) ► Non-Filers**

List below or attach a list of the facilities required to have coverage under the Industrial General Permit but have not filed for coverage:

Independent Recycling Service, 9039 San Leandro Street, Oakland CA 94621

<sup>2</sup>List your Program’s standard business categories.  
 City of Oakland

**C.4.e.iii ► Staff Training Summary**

Training Name	Training Dates	Topics Covered	No. of Industrial/ Commercial Site Inspectors in Attendance	Percent of Industrial/ Commercial Site Inspectors in Attendance	No. of IDDE Inspectors in Attendance	Percent of IDDE Inspectors in Attendance
<i>Stormwater Business Inspectors Workshop: Classroom and Field Perspectives for Business Inspectors</i>	11/7/2017	<ul style="list-style-type: none"> <li>• Basics of Business Inspection</li> <li>• Copper Sources and Controls</li> <li>• District Attorney’s Office Inspector Perspective</li> <li>• Field Demonstration of Illicit Discharge Cleanup</li> </ul>	4	100%	3	100%
<p><b>Comments:</b>            Approximately 40% of the City’s Business Stormwater Inspections are conducted through a City contract with an environmental consulting firm. This consultant trains staff on how to conduct effective stormwater inspections to evaluate conformance with Provision C.4 of the MRP and the City’s non-stormwater discharge ordinance. Prior to the start of FY 2015-2016 inspections, 5 staff members from this consulting firm attended the ACCWP Stormwater Business Inspection Workshop to make inspection methods consistent.</p>						

This page intentionally left blank

**Section 5 – Provision C.5 Illicit Discharge Detection and Elimination**

**Program Highlights and Evaluation**  
 Highlight/summarize activities for reporting year:

Provide background information, highlights, trends, etc.

**Summary:**

Illicit discharge inspection staff performs inspections and enforcement of incidents identified by complaints and field identified issues. Resources such as aerial maps, sewer sheets, and Geographic Information System (GIS) are readily available, and enable staff to quickly and accurately locate the source of the illicit discharge. Additionally, City staff use mobile technological resources such as cell phones and tablet computers, mobile applications, and GIS maps to aid in expediting the inspection process. In addition, the City of Oakland Public Works (OPW) Department - Maintenance staff and equipment are available to assist in more complex investigation of storm drain infrastructure.

City staff in the OPW – Storm Drainage Maintenance conducts inspection, monitoring, and maintenance of the storm drain collection system. The City also conducts inspections of survey/screening point locations (creeks and flood control channels) to enhance the storm collection system screening program. City staff participates in the Industrial and Illicit Discharge Control Subcommittee (I&IDC) and the Municipal Maintenance Subcommittee and associated work groups of the Alameda Countywide Clean Water Program (ACCWP).

City of Oakland continues to maintain a variety of stormwater infrastructure types (including weirs, tree wells, storm drain [SD] inlets, SD inlet baskets, SD inlet screens, culvert and storm pipes, manholes, "V" ditches, pump stations, and continuous deflective separation [CDS] trash collection units). The main function of the stormwater infrastructure is to convey stormwater and prevent flooding. An indirect function of the City's stormwater infrastructure includes the improvement of water quality by collecting and removing trash, organic material, and other types of debris before it enters nearby waterbodies (creeks, estuary and lakes such as Lake Merritt, and the San Francisco Bay).

A summary of maintenance conducted in the FY 2017-2018 reporting period on the City's storm drain system by City staff is shown below.

Maintenance Activity	Work Conducted
Clean/Maintain/Service SD Structure (SD Inlets and Sidewalk Underdrains)	9,118 Structures
Clean Stormwater Pipes	12.4 miles
Inspect/Service Pump Stations (3 Locations)	80
Service Trash Collection Devices (Weirs, CDS Units, Inlet Baskets, Inlet Screens)	219
Stormwater Pipe Spot Repairs	31
Maintain/Service SD V-Ditches	2,244 linear feet
Resolve Flooding Incidents	240 locations
Televise Stormwater Pipes	5,462 linear feet



See Provision C.5 Illicit Discharge Detection and Elimination section of the ACCWP FY 2017-2018 Annual Report for a summary and description of activities at the countywide or regional level.

**C.5.c.iii ► Complaint and Spill Response Phone Number**

Summary of any changes made during FY 2017-2018:

**Hazardous Materials Spills/Releases - Oakland Fire Department**

(510) 444-3322 or "911"

**Illicit Discharges - OAK 311 Service Call Center**

The City of Oakland has upgraded its existing complaint reporting/contact system, and implemented a new service called OAK 311. Complaints/reports received by the various methods listed below are routed to OAK 311 Call Center staff (formerly OPW Call Center staff) for referral to the appropriate City staff for response.

Phone: Call 311 from any phone within Oakland - The (510) 615-5566 telephone number should be used when calling from outside Oakland, and will remain in operation

E-mail: OAK311@oaklandnet.com

Web: 311.oaklandca.gov

App: OAK 311, available free for Apple and Android smart devices (powered by SeeClickFix)

The City of Oakland has also created a new City website – [www.oaklandca.gov](http://www.oaklandca.gov), and more water quality information and contact information is available on the Watersheds and Stormwater Management revised website at [www.oaklandcreeks.org](http://www.oaklandcreeks.org) (information has been reoriented to make it more user-friendly and increase the ease of finding information).

**C.5.d.iii.(1), (2), (3) ► Spill and Discharge Complaint Tracking**

Spill and Discharge Complaint Tracking (fill out the following table or include an attachment of the following information)

	<b>Number</b>
Discharges reported (C.5.d.iii.(1))	35
Discharges reaching storm drains and/or receiving waters (C.5.d.iii.(2))	13
Discharges resolved in a timely manner (C.5.d.iii.(3))	13

Comments:

**Illicit Discharges**

During FY 2017-2018, 36 illicit discharges were reported to the City. Of the 36 reported illicit discharge cases, 1 case was a duplicate report (incident was reported two times). The remaining 35 illicit discharge incidents are summarized below.

- A. Not a Potential or Actual Discharge/Violation (allowed discharge [i.e., property drainage system, exempt discharges, etc.]) – 5 incidents
- B. Unsubstantiated (not found/located in the field) cases – 10 incidents
- C. Unresolved (discharge observed, but no source was identified) – 5 incidents
- D. Potential Illicit Discharges (discharge to street or sidewalk, but no discharge to storm drain system or nearby receiving water – 7 incidents

These illicit discharge cases were either resolved or abated/cleaned up immediately or prior to 10 business days (and prior to any subsequent rain events).

- E. Actual Illicit Discharges to storm drain system or nearby receiving water – 13 incidents

These illicit discharge cases were either resolved or abated/cleaned up immediately or prior to 10 business days (and prior to any subsequent rain events).

The illicit discharges listed above do not include Hazardous Materials responses conducted by the Oakland Fire Department (OFD) Hazardous Materials (Haz Mat) Response Teams or Sanitary Sewer Overflow (SSO) responses conducted by Public Works Agency (PWA) Sanitary Sewer Maintenance.

**Hazardous Materials Response**

OFD Haz Mat operates under policies that implement standard operating procedure (SOP) and protocols that require staff to respond to reported discharges within 24-48 hours from the time the incident is reported. Response to reported discharges are prioritized by the type / volume of material discharged and the location of the discharge (e.g., discharges close to highly sensitive areas). Discharges to storm drains and/or receiving waters are prioritized as a top priority for immediate response. OFD staff is trained in FRO and HAZWOPER. All members of the Oakland Fire Department (OFD) receive initial Hazardous Material First Responder Operational (FRO) training at the Recruit Academy and take annual refresher FRO training. The curriculum meets the requirements of the Federal HAZWOPER standards, and OSHA training requirements under 29 CFR 1910.120 (q). In addition, it meets the NFPA 472 Standards for Professional Competence of Responders to Hazardous Materials, First Responder Operations Level.

**SSO Response**

SSO Response is conducted by Sanitary Sewer Maintenance of the Oakland Public Works Department. Sanitary Sewer Overflow incidents are reported separately to the CA RWQCB, and are not included in this Annual Report.

This page intentionally left blank

Section 6 – Provision C.6 Construction Site Controls

<b>C.6.e.iii.(3)(a), (b), (c), (d) ▶ Site/Inspection Totals – Private Projects</b>			
<b>Number of active Hillside Sites (sites disturbing &lt; 1 acre of soil requiring storm water runoff quality inspection) (C.6.e.iii.3.a)</b>	<b>Number of High Priority Sites (sites disturbing &lt; 1 acre of soil requiring storm water runoff quality inspection) (C.6.e.iii. 3.c)</b>	<b>Number of sites disturbing ≥ 1 acre of soil (C.6.e.iii.3.b)</b>	<b>Total number of storm water runoff quality inspections conducted (include only Hillside Sites, High Priority Sites and sites disturbing 1 acre or more) (C.6.e.iii. 3.d)</b>
41	81	36	653
Comments:			

<b>C.6.e.iii.(3)(e) ▶ Construction Related Storm Water Enforcement Actions – Private Projects</b>		
<b>Private Projects</b>		
	<b>Enforcement Action (as listed in ERP)<sup>1</sup></b>	<b>Number Enforcement Actions Issued</b>
Level 1 <sup>2</sup>	Verbal Notice	79
Level 2	Correction Notice	28
Level 3	Stop Work Order	16
Level 4	Legal Action	0
<b>Total</b>		<b>123</b>

<sup>1</sup>Agencies should list the specific enforcement actions as defined in their ERPs.

<sup>2</sup>For example, Enforcement Level 1 may be Verbal Warning.

**C.6.e.iii.(3)(f), ► Illicit Discharges – Private Projects**

Private Projects	
	Number
Number of illicit discharges, actual and those inferred through evidence at hillside sites, high priority sites and sites that disturb 1 acre or more of land (C.6.e.iii. 3.f)	6

**C.6.e.iii.(3)(g) ► Corrective Actions – Private Projects**

Indicate your reporting methodology below.	
<input checked="" type="checkbox"/>	Permittee reports multiple discrete potential and actual discharges as one enforcement action.
<input type="checkbox"/>	Permittee reports the total number of discrete potential and actual discharges on each site.
	Number
<b>Enforcement actions or discrete potential and actual discharges fully corrected within 10 business days after violations are discovered</b> or otherwise considered corrected in a timely period (C.6.e.iii. .3.g)	123
<b>Comments:</b> 120 enforcement actions were fully corrected within 10 business days. There were 3 enforcement actions that were more involved. For these, the City issued correction notices or stop work orders and corrections were made within 30 days.	

**C.6.e.iii.(4) ► Evaluation of Inspection Data – Private Projects**

Describe your evaluation of the tracking data and data summaries and provide information on the evaluation results (e.g., data trends, typical BMP performance issues, comparisons to previous years, etc.).
<b>Description:</b> The City conducted 653 inspections at 158 sites in FY 2017-2018 completed. This shows a concerted effort by the City’s two inspectors to visit sites with great frequency and to ensure that projects are adhering to the City’s stormwater pollution prevention requirements. Inspectors worked to ensure that adequate controls were in place to minimize illicit discharges.  Where inspectors identified violations of the City’s stormwater ordinance, 98% of enforcement actions were addressed within 10 days. Inspectors make a concerted effort to conduct follow-up inspections, to require corrections during the inspection, or to require the construction contractor to provide evidence that the corrections were made within 10 days. Inspectors needed more time (between 11 and 30 days) to work with construction contractors to address violations at three sites (2% of the total enforcement actions).  The types of violations encountered by inspectors were similar to prior years, with 48% of discrete violations due to site management issues and 36% of discrete violations due to sediment control issues. Combined, the two categories accounted for 84% of all violations. Inspectors continue to work with contractors and owners to improve BMPs in these areas.

**C.6.e.iii.(4) ► Evaluation of Inspection Program Effectiveness – Private Projects**

Describe what appear to be your program’s strengths and weaknesses, and identify needed improvements, including education and outreach.

**Description:**

The Bureau of Building continued to implement a year-round, C.6 inspection program, completing 653 inspections at 153 sites. The large volume of sites and inspections is related to the unprecedented private investment in development projects in Oakland. Many of the sites presented complex situations and required our inspectors to visit regularly to ensure compliance and to provide guidance on BMPs in conformance with the MRP and the City’s ordinances. The City also continued work to improve field tracking forms to better capture data and ensured that inspection comments were uploaded to the City’s permit and enforcement tracking system in a timely manner. Towards the latter part of the fiscal year, considerable progress was made to improve and develop new elements for a technological field-based tracking system that can better track inspection findings and manage inspection data.

**C.6.f.iii ► Staff Training Summary<sup>3</sup> - Private Projects**

Training Name	Training Dates	Topics Covered	No. of Inspectors in Attendance
<p>Staff did not attend any formal stormwater management at construction sites trainings in FY 2017-2018. The ACCWP alternates between offering C.3 and C.6-focused trainings each year. A C.3 Green Infrastructure training was provided by ACCWP in FY 2017-2018.</p> <p>Inspectors received written C.6 guidance from City of Oakland Watersheds staff on how to improve implementation of the C.6 requirements. See Attachment C.6.3.</p>	<p>Guidance delivered on 11/9/17</p>	<p>C.6 Standard Operating Procedure and Fact Sheet on C.6 inspection requirements.</p>	<p>2</p>

<sup>3</sup> The Countywide Program (ACCWP) conducted a C.6 training in FY 2016-2017 (12/7/2016) and will conduct another training in FY 2018-2019. City inspectors will attend that training

<b>C.6.e.iii.(3)(a), (b), (c), (d) ▶ Site/Inspection Totals – Public Projects</b>			
<b>Number of active Hillside Sites (sites disturbing &lt; 1 acre of soil requiring storm water runoff quality inspection) (C.6.e.iii.3.a)</b>	<b>Number of High Priority Sites (sites disturbing &lt; 1 acre of soil requiring storm water runoff quality inspection) (C.6.e.iii. 3.c)</b>	<b>Number of sites disturbing ≥ 1 acre of soil (C.6.e.iii.3.b)</b>	<b>Total number of storm water runoff quality inspections conducted (include only Hillside Sites, High Priority Sites and sites disturbing 1 acre or more) (C.6.e.iii. 3.d)</b>
0	0	4	68
<b>Comments:</b>			
See Attachment C.6.2 for Summary of Construction Site Control Inspections – Public Projects FY 2017-2018. All four reported sites are in the flat area of Oakland. Inspectors indicated that project contractors did a good job complying with the C.6 requirements. Staff perform regular observations of stormwater BMPs during their daily inspections. During the same period, staff also completed inspections at 17 lower priority sites not within the above categories. No major incidents were identified at the 17 sites as staff evaluated stormwater BMPs.			

<b>C.6.e.iii.(3)(e) ▶ Construction Related Storm Water Enforcement Actions – Public Projects</b>		
<b>Public Projects</b>		
	<b>Enforcement Action (as listed in ERP)<sup>4</sup></b>	<b>Number Enforcement Actions Issued</b>
Level 1 <sup>5</sup>	Verbal Notice	47
Level 2	Correction Notice	0
Level 3	Stop Work Order	0
Level 4	Legal Action	0
<b>Total</b>		<b>47</b>

<sup>4</sup>Agencies should list the specific enforcement actions as defined in their ERPs.

<sup>5</sup>For example, Enforcement Level 1 may be Verbal Warning.

**C.6.e.iii.(3)(f), ► Illicit Discharges – Public Projects**

Public Projects	
	Number
Number of illicit discharges, actual and those inferred through evidence at hillside sites, high priority sites and sites that disturb 1 acre or more of land (C.6.e.iii. 3.f)	0

**C.6.e.iii.(3)(g) ► Corrective Actions – Public Projects**

Indicate your reporting methodology below.	
<input type="checkbox"/>	Permittee reports multiple discrete potential and actual discharges as one enforcement action.
<input checked="" type="checkbox"/>	Permittee reports the total number of discrete potential and actual discharges on each site.
	Number
<b>Enforcement actions or discrete potential and actual discharges fully corrected within 10 business days after violations are discovered</b> or otherwise considered corrected in a timely period (C.6.e.iii. .3.g)	47
<b>Comments:</b> All <u>verbal</u> notices provided were minor and corrected well within 10 business days. Most verbal notices issued required preventive actions to improve and or maintain sediment and perimeter controls. All sites’ stormwater BMPs were monitored closely and were found to be in good condition. Typical preventive actions required by inspectors were replacement of fiber rolls, silt fence, and filter fabrics and adjustment of stock pile covers.	

**C.6.e.iii.(4) ► Evaluation of Inspection Data – Public Projects**

Describe your evaluation of the tracking data and data summaries and provide information on the evaluation results (e.g., data trends, typical BMP performance issues, comparisons to previous years, etc.).
<b>Description:</b> City of Oakland had four sites disturbing 1 acre or more during FY 2017-2018, including two projects that began active construction towards the end of the fiscal year. With fewer high risk sites, the number of inspections per site increased from last year. Furthermore, during most of the inspections no violations (actual or potential non-stormwater discharges) were found. Most of the violations detected were minor issues related to sediment and site management that could be and were addressed quickly. Typically, City inspectors noted potential non-stormwater discharges when site BMPs required routine maintenance. This approach was an effective way to prevent actual non-stormwater discharges in FY 2017-2018.



**C.6.e.iii.(4) ► Evaluation of Inspection Program Effectiveness – Public Projects**

Describe what appear to be your program’s strengths and weaknesses, and identify needed improvements, including education and outreach.

**Description:**

No changes were made to inspection tracking tools. Staff continue to use BMP checklists to prepare daily inspection reports. Also, the effectiveness of the program is attributed to regular discussions and reminders at staff meetings. In addition, appropriate inspection staff attend ACCWP trainings whenever they are offered. In FY 2017-2018 the City of Oakland’s Watersheds Division developed a guidance document on the MRP C.6 inspection requirements and provided it to the City’s inspection staff (see Attachment C.6.4). As described under C.6.e.iii.(4) - Evaluation of Inspection Data, inspectors looked for BMPs that required routine maintenance during each inspection, and required contractors to replace or adjust BMPs right away or at least within 10 days. This approach helped to prevent non-stormwater discharges at the City’s projects covered by the State’s Construction General Permit in FY 2017-2018.

Refer to the C.6 Construction Site Control section of countywide program’s FY 2017-2018 Annual Report for a description of activities at the countywide or regional level.

**C.6.f.iii ► Staff Training Summary – Public Projects**

Training Name	Training Dates	Topics Covered	No. of Inspectors in Attendance
Staff did not attend any formal stormwater management at construction sites trainings in FY 2017-2018. The ACCWP alternates between offering C.3 and C.6-focused trainings each year. A C.3 Green Infrastructure training was provided by ACCWP in FY 2017-2018.	-	-	-

**Section 7 – Provision C.7. Public Information and Outreach**

**C.7.b.i.1 ► Outreach Campaign**

Summarize outreach campaign. Include details such as messages, creative developed, and outreach media used. The detailed outreach campaign report may be included as an attachment. If outreach campaign is being done by participation in a countywide or regional program, refer to the separate countywide or regional Annual Report.

Summary:

**Local Efforts**

The City of Oakland is in the process of developing an illegal dumping outreach and marketing campaign to help reduce the amount of littering and dumping in Oakland, which will help prevent stormwater pollution from these activities. The outreach campaign is a component of the City's Illegal Dumping Task Force, a multi-departmental initiative formed recently to increase efforts to reduce illegal dumping through an integrated approach including increased staffing and equipment for illegal dumping maintenance crews, reestablishment of the Litter Enforcement Officers program, improved coordination with other agencies including Caltrans and Alameda County, and coordination with the City's Homeless Encampment Task Force. The Illegal Dumping Outreach Campaign will conduct research and work collaboratively with the community to develop a compelling visual identity for multi-media advertising and strategies for community engagement. The City intends this to be a long-term campaign with opportunities to partner with public and private entities. The City currently has funding for initial campaign development and has hired a marketing firm to conduct research and develop campaign strategies, timelines, and branding options.

**Countywide Efforts**

See Section C.7 (Public Information and Outreach) of the Alameda Countywide Clean Water Program (ACCWP) FY 2017-2018 Annual Report for a summary of outreach campaign activities implemented at the countywide level.

**C.7.c. Stormwater Pollution Prevention Education**

**Local Stormwater Phone Number(s)**

- 311 to report a stormwater issue to the Public Works Call Center. Formerly the number was (510) 615-5566. While this number still also works for the time being, the City is switching to and beginning to advertise the new call number.
- (510) 238-6600 – Watersheds Division (no change from last year)

**Local Websites**

The City of Oakland has updated its website. Watershed and Stormwater Program information including links to educational and resource materials, is still located at [www.oaklandcreeks.org](http://www.oaklandcreeks.org). However, the information on the site has been reoriented to make it more user-friendly and hopefully increase the ease of finding information. The Adopt-a-Spot program website remains the same at [www.oaklandadoptaspot.org](http://www.oaklandadoptaspot.org).

**Local Contact Email**

The contact email for the Watershed Program has been updated to [watersheds@oaklandca.gov](mailto:watersheds@oaklandca.gov) (the former email address was [watersheds@oaklandnet.com](mailto:watersheds@oaklandnet.com)). Emails sent to the previous address will be forwarded to the new address for approximately one year or until such a time as it can be determined that the new email address has been sufficiently advertised.

See also Section C.7 (Public Information and Outreach) of the ACCWP FY 2017-2018 Annual Report for efforts conducted by the Countywide Program to publicize stormwater points of contact through the Program website, hotline, outreach material, social media, traditional media campaigns, and other initiatives.

**C.7.d ► Public Outreach and Citizen Involvement Events**

Describe general approach to event selection. Provide a list of outreach materials and giveaways distributed.  
 Use the following table for reporting and evaluating public outreach events

Event Details	Description (messages, audience)	Evaluation of Effectiveness
Provide event name, date, and location. Indicate if event is local, countywide or regional. Indicate if event is public outreach or citizen involvement.	Identify type of event (e.g., school fair, creek clean-up, storm drain stenciling, farmers market etc.), type of audience (school children, gardeners, homeowners etc.) and outreach messages (e.g., Enviroscene presentation, pesticides, stormwater awareness)	Provide general staff feedback on the event (e.g., success at reaching a broad spectrum of the community, well attended, good opportunity to talk to gardeners etc.). Provide other details such as: <ul style="list-style-type: none"> <li>• Success at reaching a broad spectrum of the community</li> <li>• Number of participants compared to previous years.</li> <li>• Post-event effectiveness assessment/evaluation results</li> <li>• Quantity/volume of materials cleaned up, and comparisons to previous efforts</li> </ul>
<p><b>Stormwater Exhibit at the Alameda County Fair</b>                      The Fair ran from June 15 to July 8, 2018. Setting up the exhibit and producing the outreach materials were Countywide Program efforts. Staffing the exhibit was an effort conducted by individual Permittees.</p>	The County Fair is attended by a wide range of residents from throughout the County. The primary message of this year's exhibit was reducing litter. The exhibit highlighted the Program's mascots and incorporated the Program's anti-litter video.	Several hundred thousand residents attend the fair each year. A detailed description of the exhibit is included in Section C.7 Public Information and Outreach of the ACCWP FY 2017-2018 Annual Report.

Event Details	Description (messages, audience)	Evaluation of Effectiveness
<p><b>Oakland Creek to Bay Day, 9/16/2017;</b> local event at 55 Oakland sites, including 41 creek and shoreline sites.</p>	<p>Event type: Volunteer environmental trash cleanup and ecological restoration event</p> <p>Audience: Volunteers that live, work, and play in Oakland.</p> <p>Outreach Message: Join your neighbors to clean and green Oakland’s creeks and shoreline! Environmental cleanup of trash in creeks and waterways, habitat protection and restoration, local stewardship of waterways.</p>	<p>Attendance: 1,573 volunteers contributing 4,610 volunteer hours.</p> <p>Volunteers removed <i>approximately 24,468 gallons</i> of trash and more than <i>76,000 gallons</i> of green waste. Volunteers also removed graffiti, and performed weeding, planting, and creek restoration projects.</p> <p>In 2016, 1,020 volunteers contributed about 3,098 volunteer hours and removed approximately 31,800 gallons of trash and over 79,000 gallons of green waste on Creek to Bay Day.</p>
<p><b>Oakland Earth Day, 4/21/2018;</b> local event at 116 Oakland sites, including 50 creek and shoreline sites.</p>	<p>Event type: Volunteer environmental trash cleanup and ecological restoration event</p> <p>Audience: Volunteers that live, work, and play in Oakland.</p> <p>Outreach Message: Join your neighbors to clean and green Oakland! Environmental cleanup of trash in streets, parks, and creeks, and restoration of creek habitat.</p>	<p>Attendance: 2,502 volunteers contributed 8,526 volunteer hours. Volunteers removed <i>approximately 50,000 gallons</i> of trash and over 115,000 gallons of green waste. Volunteers also removed graffiti, and performed weeding, planting, and creek restoration projects.</p> <p>In 2017, about 2,630 volunteers contributed more than 8,560 volunteer hours and removed approximately 53,400 gallons of trash and over 180,000 gallons of green waste.</p>
<p><b>Martin Luther King Jr. Day of Service, 1/15/2018;</b> local event at 32 Oakland sites, including 14 creek and shoreline sites.</p>	<p>Event type: Volunteer environmental trash cleanup and ecological restoration event</p> <p>Audience: Volunteers that live, work, and play in Oakland.</p> <p>Outreach Message: Join your neighbors to clean and green Oakland! Environmental cleanup of trash in streets, parks, and creeks, and restoration of creek habitat.</p>	<p>Attendance: 2,494 volunteers contributed 8,148 volunteer hours. Volunteers removed <i>approximately 16,500 gallons</i> of trash and over 12,970 gallons of green waste. Volunteers also removed graffiti, and performed weeding, planting, and creek restoration projects.</p>

Event Details	Description (messages, audience)	Evaluation of Effectiveness
<p><b>National Public Works Week</b>, 5/21-5/25/2018; display of Oakland volunteer litter cleanup and “greening” program in lobby of 250 Frank H. Ogawa Plaza, Oakland.</p>	<p>Event type: Public display</p> <p>Audience: City of Oakland employees and members of the public visiting 250 Frank H. Ogawa Plaza, Oakland.</p> <p>Outreach Message: Stormwater protection; volunteer creek and shoreline cleanups and ecological restoration; water conservation and protection. This display showcased the great work of our Adopt a Drain and Adopt a Spot volunteers.</p>	<p>Attendance: Display viewed by an estimated 300 City employees and about 5,000 public visitors.</p>
<p><b>State of the Estuary Conference</b>, 10/10 &amp; 10/11/2017; display of Adopt a Drain program poster at regional conference in Oakland.</p>	<p>Event type: Regional conference</p> <p>Audience: local, state, and federal agencies, NGOs, academia and business leaders working to protect and restore the San Francisco Bay-Delta Estuary.</p> <p>Outreach Message: Volunteer stewardship activities to reduce stormwater pollution in Oakland.</p>	<p>Attendance: Adopt a Drain poster viewed by an estimated 800 people from all over the Bay, Delta, and beyond.</p>
<p><b>APWA 2017 Public Works Conference</b>, 11/8/2017; presentation about Adopt a Drain program to conference attendees in Richmond.</p>	<p>Event type: Regional conference</p> <p>Audience: Public Works professionals.</p> <p>Outreach Message: Engaging citizen in stewardship activities to help reduce stormwater pollution (specifically trash and other debris) by adopting and maintaining storm drains in their neighborhood. Success of program and how to model it.</p>	<p>Attendance: Adopt a Drain presentation attended by an estimated 35 Public Works professionals from the Bay Area.</p>

Event Details	Description (messages, audience)	Evaluation of Effectiveness
<p><b>Adopt a Spot (including Spots, Parks, Medians, and Creeks) and Community Cleanup Events</b></p>	<p>In FY 2017-2018, the City organized and supported <i>11,459 volunteer events</i> through its Adopt a Spot program and Community Cleanup events. Activities for these events included litter pickup, graffiti abatement, weeding, planting, and creek restoration.</p> <p>Volunteers contributed a total of <i>93,124 hours</i> during these events.</p>	<p><u>Adopt a Creek* (Including Trash Hotspot Cleanups)</u>            Events: 1,527            Volunteer Hours: 25,116</p> <p><u>Adopt a Park and Adopt a Spot</u>            Events: 9,840            Volunteer Hours: 53,650</p> <p><u>Community Cleanups</u>            Events: 92            Volunteer Hours: 14,358</p> <p>A spreadsheet of dates, locations, description of work, and volunteer hours is available on request.</p> <p>*Includes Trash Hotspot cleanups with the exception of citywide events Earth Day and Creek to Bay Day</p>
<p><b>Oakland Adopt a Drain</b></p>	<p>Oakland continued to outreach about <a href="http://adoptadrainoakland.com/">http://adoptadrainoakland.com/</a>, which was built in partnership with Open Oakland to facilitate regular volunteer maintenance of storm drain inlets.</p>	<p>Over <i>950 volunteers have adopted maintenance of 1,250 storm drain inlets</i> via this website. In this fiscal year, volunteers with the program contributed 16,208 hours of time to cleaning storm drains. The Adopt a Drain program has been receiving interest from other municipalities looking to Oakland as a model. Staff has provided information to nearby cities Alameda, San Francisco, Riverside, and Berkeley to help them start their own Adopt a Drain volunteer programs. Riverside and San Francisco have since started their own programs. Staff coordinated with interested cities to come up with updates for the Adopt a Drain website. Staff is now working with City of Oakland staff to implement these updates.</p>

**C.7.e. ► Watershed Stewardship Collaborative Efforts**

Summarize watershed stewardship collaborative efforts and/or refer to a regional report that provides details. Describe the level of effort and support given (e.g., funding only, active participation etc.). State efforts undertaken and the results of these efforts. If this activity is done regionally refer to a regional report.

Evaluate effectiveness by describing the following:

- Efforts undertaken
- Major accomplishments

Summary:

**Program Efforts:**

See Section C.7 (Public Outreach and Involvement) of the ACCWP FY 2017-2018 Annual Report for a summary of watershed collaborative efforts conducted at the countywide and regional level.

**Local Efforts:**

- Provided support to the restoration, watershed and stormwater protection, and native plant nursery efforts of the Friends of Sausal Creek (FOSC). FOSC implements numerous habitat restoration, water quality protection, trash remediation, and public outreach and engagement activities throughout the watershed.
- Participated in meetings of the San Leandro Creek Alliance (SLCA) to support efforts to protect the San Leandro Creek watershed and to provide input on plans for restoration and a greenway along San Leandro Creek.
- Participated in BASMAA Bay Area Trash Workgroup, a team of municipal staff, RWQCB, and non-governmental organizations that focus on meeting trash reduction efforts.
- Participated in quarterly meetings of the Technical Advisory Committee for the Urban Greening Plan Bay Area/Green Plan-IT toolkit led by the San Francisco Estuary Partnership to collaborate and share knowledge regarding opportunities for implementing Low Impact Development (LID)/urban greening projects throughout cities to detain stormwater, reduce flooding, and improve water quality. Quarterly meeting minutes are available upon request.
  - Under this initiative, the City of Oakland worked closely with San Francisco Estuary Institute on a focused study of the Ettie Street Watershed using the Green Plan-IT toolkit to identify opportunity sites for green infrastructure for PCB reduction. SFEI also applied the Green Plan-IT toolkit citywide. That effort also identified opportunity sites but did not include the level of optimization modeling with hydrological data, as that was conducted for the Ettie Street Watershed.
- Participated in East Bay Greenway planning meeting led by Alameda County Transportation Authority to review 35% design plans and provide input regarding Oakland's interests, concerns, and ideas for greenway.
- Provided letter of support and planning ideas to Rose Foundation, the Watershed Project, and Oakland Unified School District for their application for funding for green schoolyard project at Coliseum College Prep Academy to plant trees and install green infrastructure in schoolyards.

- Provided letter of support to community members who are fundraising for the construction of a “Mr. Trash Wheel” project in the Oakland Estuary based on models for this project in other locations around the country.
- Collaborated with Caltrans to develop design plans for construction of an HDS, trash and PCB-capture unit in the Ettie Street Pump Station (ESPS) watershed in West Oakland. The project was identified following the completion of a feasibility study in 2017 under the direction of the City of Oakland and Caltrans. The City and Caltrans identified a suitable location and the City passed a resolution agreeing to enter into an MOU with Caltrans for the project. Due to funding timeline restrictions, the project has been put on hold for one year so that hazardous materials testing can be conducted to ensure project feasibility.
- Participated in the organizing committee, including meetings and document review, for the Green Infrastructure Regional Roundtable, an effort of BASMAA funded by the EPA. The Regional Roundtable is an effort to bridge the gap in funding for green infrastructure through collaboration with transportation projects.

**C.7.f. ► School-Age Children Outreach**

Summarize school-age children outreach programs implemented. A detailed report may be included as an attachment. Use the following table for reporting school-age children outreach efforts.

<b>Program Details</b>	<b>Focus &amp; Short Description</b>	<b>Number of Students/Teachers reached</b>	<b>Evaluation of Effectiveness</b>
Provide the following information: Name Grade or level (elementary/ middle/ high)	Brief description, messages, methods of outreach used	Provide number or participants	Provide agency staff feedback. Report any other evaluation methods used (quiz, teacher feedback etc.). Attach evaluation summary if applicable.
See the C.7 Section of the countywide program’s FY 2017-2018 Annual Report for a description of School-age Children Outreach efforts conducted at the countywide level.			
<b>Lake Merritt Institute School Outreach Program</b>	Watershed awareness activities, reduction of litter in Lake Merritt, Lake Merritt habitat information, and stormwater pollution awareness.	546 students reached	See Attachment C.7.1 for school outreach events conducted by the Lake Merritt Institute on behalf of the City of Oakland. Students learned about impacts of urban runoff on the lake and lake wildlife, people, and history.



This page intentionally left blank

Section 9 – Provision C.9 Pesticides Toxicity Controls

<b>C.9.a. ► Implement IPM Policy or Ordinance</b>							
Is your municipality implementing its IPM Policy/Ordinance and Standard Operating Procedures?						<input checked="" type="checkbox"/> <b>Yes</b>	<input type="checkbox"/> <b>No</b>
If no, explain:							
Report implementation of IPM BMPs by showing trends in quantities and types of pesticides used, and suggest reasons for increases in use of pesticides that threaten water quality, specifically organophosphates, pyrethroids, carbamates fipronil, indoxacarb, diuron, and diamides. A separate report can be attached as evidence of your implementation.							
<b>Trends in Quantities and Types of Pesticide Active Ingredients Used<sup>1</sup></b>							
Pesticide Category and Specific Pesticide Active Ingredient Used	Amount <sup>2</sup>						
	FY 15-16	FY 16-17	FY 17-18	FY 18-19	FY 19-20	FY 20-21	
<b>Organophosphates</b>							
Active Ingredient Chlorpyrifos	None Reported	None Reported	None Reported				
Active Ingredient Diazinon	None Reported	None Reported	None Reported				
Active Ingredient Malathion	None Reported	None Reported	None Reported				
<b>Pyrethroids (see footnote #2 for list of active ingredients)</b>							
Masterline (bifenthrin)	18.7 oz.	None Reported	None Reported				
P.I. (Pyrethrins)	1.0 oz.	None Reported	None Reported				
Suspend SC (deltamethrin)	0.5 oz.	None Reported	None Reported				
Tempo SC Ultra (beta-cyfluthrin)	6 ml.	2.95 ml.	None Reported				
Temprid (beta-cyfluthrin)	10 ml.	None Reported	None Reported				
Transport Mikron (bifenthrin)	None Reported	1.42 grams	None Reported				

<sup>1</sup>Includes all municipal structural and landscape pesticide usage by employees and contractors.

<sup>2</sup>Weight or volume of the active ingredient, using same units for the product each year. Please specify units used. The active ingredients in any pesticide are listed on the label. The list of active ingredients that need to be reported in the pyrethroids class includes: metofluthrin, bifenthrin, cyfluthrin, beta-cyfluthrin, cypermethrin, deltamethrin, esfenvalerate, lambdacyhalothrin, and permethrin.

	Amount <sup>2</sup>					
	FY 15-16	FY 16-17	FY 17-18	FY 18-19	FY 19-20	FY 20-21
<b>Carbamates</b>						
Active Ingredient Carbaryl	None Reported	None Reported	None Reported			
Active Ingredient Aldicarb	None Reported	None Reported	None Reported			
<b>Fipronil</b>						
Phenylpyrazoles – Termidor	None Reported	0.0728 oz.	None Reported			
Max Force	None Reported	None Reported	1.05 oz.			
<b>Indoxacarb</b>						
Oxadiazines – Advion	Reporting not required in FY 15-16	1.335 grams	19.79 oz.			
<b>Diuron</b>	Reporting not required in FY 15-16	None Reported	None Reported			
<b>Diamides</b>						
Active Ingredient Chlorantraniliprole	Reporting not required in FY 15-16	None Reported	None Reported			
Active Ingredient Cyantraniliprole	Reporting not required in FY 15-16	None Reported	None Reported			

**IPM Tactics and Strategies Used**

The City of Oakland works with both City staff and the City's pesticide application contractor, Pestec, to implement the following Integrated Pest Management (IPM) tactics and strategies to reduce the use of hazardous pesticides throughout the City:

1. Pestec is IPM-certified by Ecowise and Green Shield and provides the following services to the City:
  - Review and evaluate pesticide materials application reports to evaluate pesticide application use trends, to determine alternate methods of pest management, and to eliminate the use of more hazardous pesticides.
  - Evaluate the need for pesticide application by using monitor devices.
  - Minimize pesticide application by use of non-chemical methods for pest management such as ant glue strips, mouse and rat traps, and bait stations.
  - Use natural deterrents such as Coyote Urine.
  - Use soap wipe downs to deter pest infestation.
  - Use less toxic pesticides such as neonicotinoids, insect growth regulators, and inorganics.

2. City staff:
- Minimize volumes applied - use of chemical pesticide (herbicide) only when necessary on street medians.
  - Conduct manual weed removal when applicable and feasible.

**C.9.b ▶ Train Municipal Employees**

Enter the number of employees that applied or used pesticides (including herbicides) within the scope of their duties this reporting year.	25
Enter the number of these employees who received training on your IPM policy and IPM standard operating procedures within this reporting year.	25
Enter the percentage of municipal employees who apply pesticides who have received training in the IPM policy and IPM standard operating procedures within this reporting year.	100%
<b>Type of Training:</b> Training consisted of Annual Pesticide/Herbicide Application Training	

C.9.c ► Require Contractors to Implement IPM			
Did your municipality contract with any pesticide service provider in the reporting year, for either landscaping or structural pest control?	X	Yes	No
If yes, did your municipality evaluate the contractor’s list of pesticides and amounts of active ingredients used?	X	Yes	No
<p>If your municipality contracted with any pesticide service provider, briefly describe how contractor compliance with IPM Policy/Ordinance and SOPs was monitored:</p> <p><b>Contractor Compliance with IPM</b></p> <p>Prior to the start of their contract with the City, Pestec was provided with copies of the City of Oakland’s IPM ordinances (included as Attachments C.9.2 to C.9.4). Additionally, Pestec is an IPM (or equivalent) certified pesticide application provider. Ecowise and Green Shield certificates are included as Attachment C.9.1 of this Annual Report.</p> <p>City staff accompanied Pestec staff during periodic site visits to monitor contractor performance and identify issues and problem areas. While accompanying Pestec staff during site visits City staff oversaw pesticide applications and/or use of non-chemical pest management controls. City staff verified that Pestec adheres and conforms to the City’s IPM policies.</p> <p>Finally, pest monitoring reports containing pesticide application details are provided by Pestec to the City of Oakland in electronic format, and are reviewed to ensure compliance with the City’s IPM ordinances. Electronic pesticide materials application reports are provided to the City so pesticide applications can be easily tabulated, tracked, and evaluated. Information included consists of the following:</p> <ul style="list-style-type: none"> <li>• Indoor vs. outdoor application</li> <li>• Type of applications – non-chemical trap/deterrent, soap wipe downs, monitoring device</li> <li>• Product type used – natural, EPA Exempt product, or specific pesticide</li> <li>• Volume of product used</li> <li>• Volume of active ingredient</li> <li>• Volume of applied diluted product</li> </ul>			
If your agency did not evaluate the contractor’s list of pesticides and amounts of active ingredients used, provide an explanation.			

**C.9.d ▶ Interface with County Agricultural Commissioners**

Did your municipality communicate with the County Agricultural Commissioner to: (a) get input and assistance on urban pest management practices and use of pesticides or (b) inform them of water quality issues related to pesticides,	X	Yes		No
---	---	-----	--	----

If yes, summarize the communication. If no, explain.

**Interface with County Agricultural Commissioners**

An Alameda County Agricultural Commissioner Inspector visited the City's Municipal Service Center (MSC) located at 7101 Edgewater Drive in Oakland, California on December 13, 2017. The site visit/inspection included the annual facility inspection, a review of record keeping, and issuance of the City's spray permit.

In addition, the Alameda County Agricultural Commissioner Inspectors conduct random unannounced inspections throughout the year at various application locations on the City of Oakland on a continuous basis.

Did your municipality report any observed or citizen-reported violations of pesticide regulations (e.g., illegal handling and applications of pesticides) associated with stormwater management, particularly the California Department of Pesticide Regulation (DPR) surface water protection regulations for outdoor, nonagricultural use of pyrethroid pesticides by any person performing pest control for hire.		Yes	X	No
--	--	-----	---	----

If yes, provide a summary of improper pesticide usage reported to the County Agricultural Commissioner and follow-up actions taken to correct any violations. A separate report can be attached as your summary.

**C.9.e.ii (1) ▶ Public Outreach: Point of Purchase**

Provide a summary of public outreach at point of purchase, and any measurable awareness and behavior changes resulting from outreach (here or in a separate report); **OR** reference a report of a regional effort for public outreach in which your agency participates.

**Summary:**

See Provision C.9 Pesticides Toxicity Control section of Alameda Countywide Clean Water Program (ACCWP) FY 2017-2018 Annual Report for information on point of purchase public outreach conducted countywide and regionally.

**C.9.e.ii (2) ► Public Outreach: Pest Control Contracting Outreach**

Provide a summary of outreach to residents who use or contract for structural pest control and landscape professionals); **AND/OR** reference a report of a regional effort for outreach to residents who hire pest control and landscape professionals in which your agency participates.

**Summary:**

See Provision C.9 Pesticides Toxicity Control section of the ACCWP FY 2017-2018 Annual Report for a summary of the City's participation in and contributions towards countywide and regional public outreach to pest control operators and landscapers to reduce pesticide use.

**C.9.e.ii.(3) ► Public Outreach: Pest Control Operators**

Provide a summary of public outreach to pest control operators and landscapers and reduced pesticide use (here or in a separate report); **AND/OR** reference a report of a regional effort for outreach to pest control operators and landscapers in which your agency participates.

**Summary:**

See Provision C.9 Pesticides Toxicity Control section of the ACCWP FY 2017-2018 Annual Report for a summary of the City's participation in and contributions towards countywide and regional public outreach to pest control operators and landscapers to reduce pesticide use.

**C.9.f ► Track and Participate in Relevant Regulatory Processes**

Summarize participation efforts, information submitted, and how regulatory actions were affected; **AND/OR** reference a regional report that summarizes regional participation efforts, information submitted, and how regulatory actions were affected.

**Summary:**

During FY 2017-2018, the City participated in regulatory processes related to pesticides through contributions to the ACCWP, the Bay Area Stormwater Management Agencies Association (BASMAA) and the California Stormwater Quality Association (CASQA). For additional information, see the Regional Report submitted by BASMAA on behalf of all MRP Permittees.

Section 10 - Provision C.10 Trash Load Reduction

<b>C.10.a.i ► Trash Load Reduction Summary</b>	
For population-based Permittees, provide the overall trash reduction percentage achieved to-date within the jurisdictional area of your municipality that generates problematic trash levels (i.e., Very High, High or Moderate trash generation). Base the reduction percentage on the information presented in C.10.b i-iv and C.10.e.i-ii. Provide a discussion of the calculation used to produce the reduction percentage	
<b>Trash Load Reductions</b>	
Percent Trash Reduction in All Trash Management Areas (TMAs) due to <b>Trash Full Capture Systems</b> (as reported C.10.b.i)	12.4%
Percent Trash Reduction in all TMAs due to <b>Control Measures Other than Trash Full Capture Systems</b> (as reported in C.10.b.ii) <sup>1</sup>	46.2%
Percent Trash Reduction due to <b>Jurisdictional-wide Source Control Actions</b> (as reported in C.10.b.iv) <sup>1</sup>	10.0%
<b>SubTotal for Above Actions</b>	<b>68.6%</b>
<b>Trash Offsets (Optional)</b>	
Offset Associated with Additional Creek and Shoreline Cleanups (as reported in C.10.e.i)	10.0%
Offset Associated with Direct Trash Discharges (as reported in C.10.e.ii)	0.0%
<b>Total (Jurisdictional-wide) % Trash Load Reduction through FY 2017-18</b>	<b>78.6%</b>

<sup>1</sup> See **Appendix C.10-1** for changes between 2009 and FY 2017-2018 in trash generation by TMA as a result of full capture systems and other measures.



Permittee Name: City of Oakland

**Discussion of Trash Load Reduction Calculation:**

- **Full Capture Systems (12.4%):** The City did not install any additional trash full capture systems in FY 2017-2018. Collectively, the devices installed to date treat over 1,300 acres of land in the City. The City is conducting a citywide trash capture location prioritization study that will be used to site locations for installation of future devices. Areas “treated” by full trash capture systems (see Attachment C.10.1) receive trash reduction credit under Section C.10.b.i and are not eligible for reduction credit through On-Land Visual Trash Assessment (OVTA) results in C.10.b.ii (i.e., no double counting). As the City installs additional full trash capture systems, the OVTA Program will be modified to remove sites within areas treated by full trash capture systems.
- **Other Trash Management Actions (46.2%):** In addition to full capture systems, the City continued to implement numerous trash reduction controls in FY 2017-2018 (see Citywide Summary below). The City’s Baseline Trash Generation Map is included in Attachment C.10.2. See Attachment C.10.3 for a map summarizing baseline trash generation and reductions to-date in the City via other actions (i.e., on-land visual assessments [OVTAs]).
- **Jurisdictional-wide Source Control Actions (10%):** The City is receiving 10% reduction from the expanded countywide plastic bag and polystyrene food service ware bans.
- **Creek/Shoreline Cleanups (10%):** The City continued to implement numerous trash removal/cleanup events in Lake Merritt and local creeks and on the Bay shorelines. Nearly 155,000 gallons (154,940) of trash were removed from local waterways during FY 2017-2018 through the efforts of City staff and volunteers. This is in addition to the volume of trash removed from the one required annual cleanup of the City’s trash hot spots.

**Planned Actions for FY 2018-2019**

For the 2016-2017 Annual Report, the City developed a Trash Action Plan with details on specific trash reduction projects and programs the City will be implementing to achieve MRP trash load reduction mandates of 80% by 2019 and 100% by 2022 (see Attachment C.10.1 in the FY 2016-2017 Annual Report). The City has a three-part plan to achieve future trash load reduction mandates:

- 1) Installation of full trash capture systems
- 2) Implementation of other control measures
- 3) Program development and research

Moving forward, actions the City will undertake include, but are not limited to:

- Leverage existing capital and transportation funding, grants and private development projects to install full trash systems.
- Examine the fee structure, fee amount, and definition of Excess Litter Fee eligible businesses. Work with stakeholders to encourage the formation of Business Improvement Districts in other areas (e.g., Piedmont Avenue, Chinatown, Embarcadero Cover Area, Coliseum Area, Oakland Airport Area).
- Further study illegal dumping prevention alternatives and plan implementation actions through the City’s Illegal Dumping Task Force. The City’s Public Works Department named illegal dumping as a key priority and has empowered the Task Force to explore creative and effective solutions.
- Develop, within existing resources, an improved street sweeping routing approach.
- Expand the extensive volunteer cleanup and Adopt-a-Creek and Adopt-a-Spot programs and improve the data collection on the volume of trash removed.
- Analyze implementation of the existing polystyrene and plastic ban ordinances and, as necessary, make improvements to inspection and enforcement including tracking of violations and referrals to City Administrator’s staff for enforcement/citation.

Permittee Name: City of Oakland

**Planned Actions for FY 2018-2019 (continued)**

- Develop and submit to the Water Board a Plan for controlling Direct Discharges (DDP) to waterways in the City. The City anticipates submitting the DDP to the Water Board Executive Officer for review in early 2019.
- Develop and submit a proposal to the Water Board on establishing a volunteer trash removal rate (gallons/per hour). In FY 2018-2019 the City intends to continue to use directly reported data on the amount of trash removed during volunteer cleanup events, but will supplement this total with the estimated cleanup volumes from events that have only reported volunteer hours. This approach will provide a more accurate accounting of the total volume of trash removed from the City's volunteer cleanup program.
- Conduct studies to improve the efficiency of existing trash reduction efforts and to most effectively direct future resources including:
  - Citywide trash capture feasibility study (building on existing efforts the City conducted in 2013) to identify the most cost-effective and feasible locations and types of devices for installation;
  - Citywide street sweeping evaluation study with recommended improvements to improve trash levels on streets, reduce redundancies in trash control measures, and improve the cost-efficiency of the City's Street Sweeping Program; and
  - Study to provide the technical justification for a curb-inlet screen performance standard and trash reduction credit for installation of these devices.

Permittee Name: City of Oakland

<b>C.10.a.ii.b ▶ Trash Generation Area Management - Identification of Private Drainages &gt;10,000 ft<sup>2</sup></b>						
State (Y/N) if your agency completed Permit Provision C.10.a.ii.b. If Yes, attach a map (or other record) or provide a website link to a map (or other record) of the location of lands >10,000 ft <sup>2</sup> (in Very High, High, and Moderate trash generation areas) that are plumbed directly to the Permittee’s storm drain systems, including trash control status of these areas. If No, provide explanation of why the provision was not completed and the estimated date when the provision will be completed.						
<b>Did your agency complete Permit Provision C.10.a.ii.b?</b>	<b>X</b>	<b>Yes</b>		<b>No</b>		<b>NA</b>
<b>If No, provide explanation and estimated completion date:</b> Not Applicable						
<b>Description of the process used to identify applicable areas and their trash control status:</b> <p>The City conducted a project in FY 2017-2018 to identify the location of land areas &gt;10,000 ft<sup>2</sup> in very high, high, and moderate trash generation areas (as depicted on the City’s baseline trash generation map) that are plumbed directly to the City’s MS4. Applicable land areas were identified using existing data/information (e.g., parcel boundaries, trash generation maps, aerial photography, etc.) and a combination of desktop analyses and field visits to land areas of potential interest. Land areas &lt;10,000 ft<sup>2</sup> in size are identified as low trash generating on the City’s baseline trash generation maps or are currently addressed by trash full capture systems, and were excluded from the analysis. The preliminary trash control status of each applicable land area was identified by conducting virtual (desktop) OVTAs. The results of the virtual OVTAs and the location of the land areas &gt;10,000 ft<sup>2</sup> in very high, high, and moderate trash generation areas (as depicted on the City’s baseline trash generation map; see Attachment C.10.2) that are plumbed directly to the City’s MS4 are illustrated on the City’s Private Drainage Area Maps in Attachment C.10.4. In summary, roughly 1,100 acres of non-building footprint land area were identified through this project as draining to inlets on properties that directly connect to the City’s MS4. A total of 46 properties (out of 1,718) were identified as “unknown.” The City plans to determine the status of these properties starting in FY 2018-2019. Based on virtual OVTAs conducted, the current trash generation on the total 1,718 properties are as follows:</p> <ul style="list-style-type: none"> <li>• 63% Low</li> <li>• 33% Moderate</li> <li>• 3% High</li> <li>• &lt;1% Very High</li> <li>• &lt;1% unknown</li> </ul> <p>Based on the results of the project, the City plans to conduct field-based OVTAs on all or a portion of these land areas to validate the current trash generation levels. The results of the area-based OVTAs will be incorporated either into the City’s Baseline Trash Generation Map or the street/sidewalk assessment results that are used to demonstrate progress toward MRP trash load reduction goals.</p>						

Permittee Name: City of Oakland

**C.10.a.iii ► Mandatory Trash Full Capture Systems**

Provide the following:

- 1) Total number and types of full capture systems (publicly and privately-owned) installed prior to FY 17-18, during FY 17-18, and to-date, including inlet-based and large flow-through or end-of-pipe systems, and qualifying low impact development (LID) required by permit provision C.3.
- 2) Total land area (acres) treated by full capture systems for population-based Permittees and total number of systems for non-population based Permittees compared to the total required by the permit.

Type of System	# of Systems	Areas Treated (Acres)
<b>Installed Prior to FY 17-18</b>		
Connector Pipe Screens/Baskets (Public)	198 <sup>2</sup>	328.8 <sup>3</sup>
Gross Solids Removal Device (Public)	2	27.7
Hydrodynamic Separator Units (Public)	10	928.2
Low Impact Development (Public)	3 <sup>4</sup>	19.6
Tree Wells (Public)	6	1.2
<b>Installed in FY 17-18</b>		
None	--	--
<b>Total for all Systems Installed To-date</b>	<b>219</b>	<b>1,305.5</b>
<b>Treatment Acreage Required by Permit (Population-based Permittees)</b>		<b>228</b>
<b>Total # of Systems Required by Permit (Non-population-based Permittees)</b>		

<sup>2</sup> This total does not include four (4) connector pipe screens installed by the City of Emeryville and one (1) screen installed by the City of Piedmont whose treatment areas extend into the City's jurisdictional area.

<sup>3</sup> Includes City jurisdictional area that is treated by full capture systems installed by the City of Emeryville and City of Piedmont.

<sup>4</sup> Many additional LID features (e.g., bioretention facilities) are not included because they are part of larger projects that are also treated by traditional full capture devices.

**C.10.b.i ► Trash Reduction - Full Capture Systems**

Provide the following:

- 1) Jurisdiction-wide trash reduction in FY 17-18 attributable to trash full capture systems implemented in each TMA;
- 2) The total number of full capture systems installed to-date in your jurisdiction;
- 3) The percentage of systems in FY 17-18 that exhibited significant plugged/blinded screens or were >50% full when inspected or maintained;
- 4) A narrative summary of any maintenance issues and the corrective actions taken to avoid future full capture system performance issues; and
- 5) A certification that each full capture system is operated and maintained to meet the full capture system requirements in the permit.

TMA	Jurisdiction-wide Reduction (%)	Total # of Full Capture Systems	% of Systems Exhibiting Plugged/Blinded Screens or >50% full in FY 17-18	Summary of Maintenance Issues and Corrective Actions
1	3.7%	219	0%	The City cleans and maintains all full trash capture systems biannually, once in April and once in November. The City has found this cleaning frequency to be sufficient to avoid any clogging or flooding issues. The City did not have any maintenance issues or corrective actions in FY 2017-2018. The City uses its maintenance tracking system, Cityworks, to track the inspection and maintenance of full trash capture devices including percent capacity remaining in the full trash capture systems. For FY 2018-2019, the City will formalize existing maintenance procedures by creating a formal set of Standard Operating Procedures for Maintenance of Full Trash Capture Systems.
2	1.7%			
3	0.0%			
4	0.0%			
5	0.0%			
6	0.5%			
7	2.1%			
8	1.5%			
9	0.3%			
10	0.1%			
11	1.0%			
12	1.4%			
13	0.0%			
14	0.0%			
15	0.0%			
16	0.0%			
<b>Total</b>	<b>12.4%</b>			

**Certification Statement:**  
*The City of Oakland certifies that a full capture system maintenance and operation program is currently being implemented to maintain all applicable systems in manner that meets the full capture system requirements included in the Permit.*

C.10.b.ii ► Trash Reduction – Other Trash Management Actions (PART A)	
Provide a summary of trash control actions other than full capture systems or jurisdictional source controls that were implemented within each TMA, including the types of actions, levels and areal extent of implementation, and whether actions are new, including initiation date.	
TMA	Summary of Trash Control Actions Other than Full Capture Systems
<b>Citywide Summary</b>	<p>The City implemented trash control actions other than full capture systems or jurisdictional source controls in TMAs throughout the City. This report section describes these trash control actions. See Attachment C.10.2 for a map of Oakland’s TMAs.</p> <p><b>Street Sweeping</b></p> <p>The City’s intensive Street Sweeping Program is the most widespread control measure the City uses to remove its trash. The City has posted signs on all routes and uses a rigorous Enforcement Program to help ensure compliance with the parking restrictions. The City targets some of its street sweeping efforts to “Very High” trash producing areas including downtown Oakland, business districts and major arterials. This targeted street sweeping effort provides three or more street sweeping events per week in those designated high trash areas. Throughout the rest of the City, sweeping is conducted monthly, bi-weekly, and weekly, depending on the trash level. Street sweeping frequency is noted in Attachment C.10.5. To enhance performance above its baseline street sweeping levels, the City has implemented many control measures since 2009:</p> <ul style="list-style-type: none"> <li>• Starting in 2009, the City began to track the re-paving of its City streets to reduce potholes. Smoother streets improve the efficiency of the sweepers in removing trash. The Paving Dashboard map (see <a href="http://oakbec.s3.amazonaws.com/MapLanding/maps/pavingdashboard.html">http://oakbec.s3.amazonaws.com/MapLanding/maps/pavingdashboard.html</a>) shows the streets that have been resurfaced in the last five years, current paving projects, and the paving prioritization plan.</li> <li>• In 2010 all sweeper units were equipped with GPS devices that log the route and speed of each vehicle. This helps ensure sweepers are operated in a way that provides the most effective result.</li> <li>• In 2012, the City added a regenerative air sweeper that in high trash areas is used in tandem with a mechanical broom sweeper to ensure full trash removal. In FY 2013-2014, the City added three more regenerative air sweepers and eight new mechanical broom sweepers.</li> <li>• In FY 2014-2015, sweeping operators received training on trash reduction goals for the City and the importance of the Street Sweeping Program in meeting those goals.</li> <li>• In 2015 and 2016 the City conducted a routing analysis of its Street Sweeping Program. Applying the results of the efficiency analysis, the City was able to improve sweeping efficiency and effectiveness.</li> <li>• In 2018 the City replaced five aging mechanical street sweepers with five new mechanical street sweepers, which are more efficient and effective.</li> </ul> <p>In FY 2017-2018, the City continued to implement the Street Sweeping Program.<sup>5</sup> It takes four weeks of each month to complete planned street sweeping throughout the City. On the remaining days each month (not including February), City staff conduct</p>

<sup>5</sup> The City maintains an interactive map of the street sweeping schedule, available online at: <http://maggis.oaklandnet.com/streetsweeping/>.

Permittee Name: City of Oakland

additional sweeping. They consider trash generation levels when prioritizing street sweeping on the “extra” days each month and in FY 2017-2018 have increased the number of streets swept on these “extra days.”

**On-Land Cleanup**

Oakland’s award-winning Adopt a Spot program supports individuals, neighborhood groups, civic organizations, and businesses in ongoing cleaning and greening of parks, creeks, shorelines, storm drains, streets, trails, and other public spaces. The program allows volunteers to “adopt” individual sites, pick up trash at the site, and track and report their volunteer hours. The City tracks the active “adopt” sites by asking “adopters” to record the number of volunteers and hours spent at an adopted site. These volunteer hours are recorded and used to estimate total volume of trash removed through volunteer efforts.

Under the heading of “Adopt a Spot” volunteers can adopt an on-land site such as a spot, or a park. If the volunteer adopts a median, it is tracked under the “Adopt a Park” portion of the overall program. Creeks and drains can also be adopted and are described below in this report. In FY 2017-2018, citywide, volunteers clocked about 68,000 on-land clean-up volunteer hours at adopted spots and parks. The City estimates that these volunteers removed about 189,820 gallons of trash.

See **Attachment C.10.6** for the map of the 310 confirmed active adopted spots and parks (if they adopt a median, the data are collected under the “park” category). The map also includes 56 confirmed active adopted creek sites where volunteers often clean up beyond the creek bank area.

In addition to the Adopt a Spot program, the City implements other on-land clean-up efforts, such as community clean ups, and records the number of volunteer hours, sites, and events. The table below describes changes in on-land clean-up volunteer participation activities since 2010. There was a 54% net increase in volunteer hours since 2010 (the table excludes Earth Day and Coastal Cleanup Day results – see section C.10.e for information on these events).

Indicator	2010 <sup>6</sup>	2017-18	% Change Since FY 2010
<b>Volunteer Hours (on-land clean-ups at adopted spots, parks, and medians &amp; community events)</b>	44,000	68,009	54% Increase in hours
<b>No. of On-Land Events (on-land clean ups at adopted spots, parks, medians &amp; community events)</b>	1,109	9,932	795% Increase in number of events

<sup>6</sup> Data in 2010 is only available in calendar year. The 2010 calendar year is compared to the 2017-2018 fiscal year.

Permittee Name: City of Oakland

**Adopt A Drain**

In 2013, the City officially launched an “Adopt a Drain” program ([www.adoptadrainoakland.com](http://www.adoptadrainoakland.com)). Prior to 2013, and beginning in 2002, volunteers adopted drains as part of their Adopt a Spot agreement. In FY 2013-2014 an online Adopt a Drain registration system was implemented and volunteers adopted 177 storm drain inlets that year. In FY 2017-2018 the City added 287 new adopted storm drains, bringing the total number to 1,266, a 615% increase in adopted drains since the online registration program was initiated in 2013. This translates to regular debris and trash removal for more than 15% of the City’s estimated 7,500 storm drains.

While the primary focus of the Adopt a Drain program is removal of debris before and during storm events, volunteers also remove litter at the adopted storm drain. In addition, adopters do most of their cleaning just prior to rain events after receiving notification from City staff of approaching storms. The regular cleaning of these storm drains removes a substantial amount of litter that would have otherwise entered the storm drain. See **Attachment C.10.7** for a map of Adopt a Drain locations. A summary of the Adopt a Drain Program data is provided in the following tables:

FY 2017-2018 Results	FY 2017-2018
New Adopted Storm Drain Inlets	287
# Storm Drain Cleaning Events	10,890
# Volunteer Hours	16,208

Total Storm Drains Adopted by June 30, 2013	Total Storm Drains Adopted by June 30, 2017	Total Storm Drains Adopted by June 30, 2018	% Increase Since 2013
177	1,159	1,266	615%

**Partial Capture Devices**

The City has installed a total of 110 partial trash capture devices. This includes 101 auto-retractable screens and 10 trash booms at Lake Merritt (see Attachment C.10.8 for locations of partial trash capture devices).



**Storm Drain Cleaning**

The City cleans and maintains all storm drain inlets at least once a year (see Section C.5 for further information on storm drain inlet cleaning). In addition, the network of Adopt a Drain volunteers provides additional cleaning resources throughout the year (see On-Land Cleanup summary above). The following table summarizes storm drain cleaning and maintenance conducted in FY 2017-2018.

Maintenance Activity	Work Conducted
Clean/Maintain/Service Storm Drain (SD) Structure (SD Inlets and Sidewalk Underdrains)	9,118 Structures
Clean Stormwater Pipes	12.4 miles
Inspect/Service Pump Stations (3 Locations)	80
Service Trash Collection Devices (Weirs, CDS Units, Inlet Baskets, Inlet Screens, Tree wells)	219
Stormwater Pipe Spot Repairs	31
Maintain/Service SD V-Ditches	2,244 linear feet
Resolve Flooding Incidents	240 locations
Televise Stormwater Pipes	5,462 linear feet

**Anti-littering and Public Education and Outreach**

See the Provision C.7.e Public Information and Outreach section of the Alameda Countywide Clean Water Program (ACCWP) FY 2017-2018 Annual Report for a summary of related outreach activities.

**Illegal Dumping Abatement**

Illegal dumping is one of the main sources of trash generation in Oakland. In FY 2017-2018 the City removed more than 10,800,000 gallons of debris and litter from City streets, parks and the right-of-way.<sup>7</sup> Though dumping occurs citywide, it is concentrated in certain areas around the City. See the “heat map” (Attachment C.10.9) showing the areas in Oakland with the largest removal of illegally dumped materials.

Oakland Public Works Keep Oakland Clean and Beautiful Division (KOCB) staff respond to citizen reports of litter and illegal dumping. The Illegal Dumping Abatement Program operates 7 days per week. On the weekends, there are 4 full time crews in 4 garbage trucks. Monday and Friday there are 12 full-time crews that utilize 12 trucks (garbage, flatbed, overhead loader, and pickup). From Tuesday through Thursday there are 4 additional fulltime crews (for a total of 16 crews) that utilize the trucks. This work is accomplished by 38 staff including three supervisors, 10 crew leaders, and 25 workers. Materials are picked up and taken to

<sup>7</sup> Total gallons removed include the City’s Illegal Dumping Abatement Program (including the Rapid Response Crew) and Waste Management of Alameda County.

Permittee Name: City of Oakland

the Davis Street transfer station. Starting in 2009, every call and clean-up activity for illegal dumping is tracked through the City's data tracking system, Cityworks. In 2009, the City established a performance standard that 85% of its illegal dumping requests will be cleaned up within three working days. In March 2018, the City initiated a pilot Rapid Response Crew (RRC) project in Council District 6 (East Oakland). The RRC operate a large compactor truck (25 cubic yards) and a small compactor truck (6 cubic yard) and proactively remove illegal dumping from main thoroughfares, noted hotspots, and block by block (as opposed to responding only to dumping identified by work orders). In June 2018, the RRC was shifted to Zone 1 (west and north of Lake Merritt). Over four months the RRC completed 3,216 work orders and removed over 700,000 gallons of trash. The City has secured funding to continue the successful RRC into the future (see Funding below). The following table summarizes the volume of material removed and the number of work orders issued for the last several years.

Metric	FY 2012-2013	FY 2013-2014	FY 2014-2015	FY 2015-2016	FY 2016-2017	FY 2017-2018	FY 2017 – 2018 RRC	Additional by WMAC Contractor in FY 2017-2018 <sup>8</sup>	TOTAL FY 2017-2018
% of Sites Cleaned within 3 Days	86%	75%	90%	85%	81%	86%	NA	100%	NA
# of Illegal Dumping Work Orders Closed by City Staff (KOCB)	15,692	17,346	17,848	21,899	32,758	31,322	3,216	6,159	40,697

<sup>8</sup> The total gallons removed includes trash removed by the City's Contractor, Waste Management of Alameda County (WMAC). In July 2015, as part of the new Mixed Material and Organics Franchise Agreement (MM&O) with WMAC, Oakland began assigning 25 illegal dumping service requests received per work day to WMAC. Beginning FY 2017-2018, Oakland now assigns 30 services requests per work day as provided in the MM&O Agreement. This provides approximately 6,000 collections per year with an additional, estimated 9,800 cubic yards (more than 1,990,000 gallons) collected and removed. These WMAC abatement sites and trash volume abated are NOT included in the heat map analysis (Attachment C.10.9).

Metric	FY 2012-2013	FY 2013-2014	FY 2014-2015	FY 2015-2016	FY 2016-2017	FY 2017-2018	FY 2017 – 2018 RRC	Additional by WMAC Contractor in FY 2017-2018 <sup>9</sup>	TOTAL FY 2017-2018
Volume of Material Removed (gallons)	7,305,053	7,603,767	6,888,389	7,303,841	11,320,682	8,167,626	713,695	~1,990,000 <sup>10</sup>	10,871,321
<p><u>Illegal Dumping Enforcement Initiative:</u>                      Starting in Spring of 2013, the City launched an illegal dumping enforcement initiative. This effort is multi-pronged and has created a more effective mechanism for holding illegal dumpers accountable. The initiative includes: creation of a multi-departmental task force, modification of the City ordinance (Ordinance 13195 C.M.S.), institution of administrative fines for illegal dumping incidents, and creation of “sting operations.” TMA #5 is one of the areas targeted for illegal dumping removal and the illegal dumping enforcement initiative.</p> <p>In September 2014, the City Council appropriated funds to increase awareness and launched a reward program to encourage community members to provide info on illegal dumping. On September 16, 2017, Oakland City Council made the reward program permanent and retroactive to January 1, 2017. Since initiation of this reward program, the City has granted over \$10,236 in awards. The program is prominently advertised in multiple locations on the City's website and through fliers distributed throughout the City at Neighborhood Crime Prevention Council meetings and other community meetings. In addition, the City makes it easy to report illegal dumping through the Call Center, via email, an online reporting form, and a mobile phone/web app. The following table summarizes the number of citations and fines collected for the four fiscal years.</p>									

<sup>9</sup> The total gallons removed includes trash removed by the City's Contractor, Waste Management of Alameda County (WMAC). In July 2015, as part of the new Mixed Material and Organics Franchise Agreement (MM&O) with WMAC, Oakland began assigning 25 illegal dumping service requests received per work day to WMAC. Beginning FY 2017-2018, Oakland now assigns 30 services requests per work day as provided in the MM&O Agreement. This provides approximately 6,000 collections per year with an additional, estimated 9,800 cubic yards (more than 1,990,000 gallons) collected and removed. These WMAC abatement sites and trash volume abated are NOT included in the heat map analysis (Attachment C.10.9).

<sup>10</sup> The City uses its own accounting data on illegal dumping to estimate the volume of trash collected per WMAC work order.

Metric	FY 2014-2015	FY 2015-2016	FY 2016-2017	FY 2017-2018
Number of Citations	71	83	31	30
Fines Collected	\$17,160	\$25,221	\$10,426	\$7,681

Physical Deterrence:

KOCB has implemented structural controls to help reduce illegal dumping. In 2009, KOCB identified 83 “high priority” illegal dumping sites and in 2010 the City launched a pilot video program that placed deterrence devices (live cameras and dummy cameras) at 46 of those locations. In addition, the City has installed physical barriers (logs, boulders, fences) at known dump sites to discourage dumping. In FY 2013-2014, physical barriers were installed at 3 sites (Golflinks Rd. and Glenly, 105<sup>th</sup> and Edes, 32<sup>nd</sup> St. and Hannah Avenue) and staff noted a decline in dumping at those sites. These physical barriers were maintained and remained effective in FY 2017-2018 and the City continues to look for opportunities to implement additional physical deterrence methods.

Funding:

Public Works spends \$5.5 million per year on addressing illegal dumping and was allocated an additional \$340,000 for FY 2017-2018 and \$450,000 in FY 2018-2019 for additional illegal dumping staff. The FY 2017-2019 budget allocated an additional \$350,000 in one time funding to pay for one additional full size packer truck. The 2018 mid-cycle budget further added additional funding including two street maintenance leaders and five maintenance workers and accompanying equipment. The plan for these additional resources are to create two Rapid Response Crews. Also, included in the 2018 mid-cycle budget is funding to rebuild the former Litter Enforcement Officer Program that will now be called the Environmental Enforcement Officers (EEOs). Three EEOs will assist with illegal dumping enforcement efforts starting in FY 2018-2019 and will try to identify the source of debris through investigations.

**Homeless Encampment Abatement**

Starting in 2011, the City initiated a multi-agency Homeless Encampment Task Force that meets monthly to target areas vulnerable to homeless occupation. The task force prioritizes monthly homeless encampment clean-ups, coordinates agency resources (illegal dumping crew, homeless social services and fire department personnel) for the monthly clean-up efforts, collaborates with adjacent landowners (such as Caltrans) on encampment prevention and trash removal, and identifies physical barriers, such as fencing or boulder installations, to prevent encampment establishment at potential tent site locations. In FY 2017-2018, the City abated over 294 homeless encampments and removed more 470,800 gallons of trash in the public right-of-way and adjacent to creeks and waterways. Of these, 6 encampments were within 250 feet of a waterway. Also, the City has established regular sanitation services at 12 encampments, which includes garbage and debris pickup once per week.

Permittee Name: City of Oakland

	<p>The population of unsheltered residents has grown dramatically in the last five years. The 2017 Alameda County Homeless Census and Survey Comprehensive Report<sup>11</sup> estimated that in the City of Oakland, 2,761 individuals are experiencing homelessness, 1,902 of whom are unsheltered. The survey also revealed that 82% of these individuals were residents of Alameda County prior to becoming homeless. The unsheltered population in the City has increased by 30 percent since 2015. The City continues to invest greater resources into cleaning up encampments and implementing long-term solutions such as more transitional and temporary housing. The City’s homeless encampment abatements have increased over time with 10 abatements from 2010 to 2013, 91 abatements in FY 2014-2015, 193 abatements in FY 2015-2016, 390 abatements in FY 2016-2017, and 294 abatements this fiscal year. Abatements resulted in an increase in trash and debris removal from about 178,000 gallons in FY 2015-2016 to more than 470,800 gallons in FY 2017-2018. This is more than a 164% increase in total gallons removed since FY 2015-2016.</p> <p>The City will be developing a Direct Discharge Plan (to be submitted to the Water Board Executive Officer for review in early 2019) for reducing the water quality impacts from homeless encampments and illegal dumping. The Plan will include methods, resources, and coordination to be implemented moving forward.</p> <p><b>Excess Litter Fee</b></p> <p>In 2006, the City passed an ordinance (Ordinance 12727 C.M.S) enacting an Excess Litter Fee (ELF) on fast food businesses, convenience markets, gasoline station markets, and liquor stores. Fees collected provide funds for a contracted crew to clean-up the trash around businesses that sell/provide large amounts of disposable materials to customers. In February 2015, the City initiated a new contract with a professional vendor to begin removing trash from areas around ELF businesses. The contractor employs 3 full-time staff and an operations manager. The crew works 160 hours per week and services more than 850 ELF sites throughout the City. Crews refer illegal dumping or very high levels of trash to the City for abatement. Each employee is equipped with a work truck and cleaning supplies, as well as a mobile device to input real time statistics and submit work orders to the City. In late FY 2016-2017 the City launched a Mobile Food Vendor Program and included an Excess Litter Fee of \$100 in the mobile food vendor permit fees. This allowed the City’s contractor to expand litter abatement efforts in areas where mobile food vendors operate. Beginning April 1st, 2018, the City implemented a new program protocol with the intention of targeting high frequency trash and illegal dumping locations across the City. This new approach changed the program from a fixed route deployment to a proactive response team that focused on known locations of high street litter and illegal dumping. This new service required the staff to identify neighborhood “zones” throughout Oakland, with each zone containing between 20 to 40 blocks. Currently there are 16 zones identified within the City and each zone is subsequently divided into three identifiable work areas. Each area is assigned to a specific cleaning employee for trash removal and maintenance. Since the program has been implemented, the number of bags has increased by 36% and weight of trash has increased by 93% over the same 3-month reporting period. In FY 2017-2018, crews collected more than 2,600 bags of trash weighing about 79,000 pounds. Attachment C.10.10 provides a fact sheet on the ELF Program. This Program is implemented citywide with emphasis in TMA 1, TMA 2, TMA 8, TMA 11 and TMA 12.</p>
--	---

<sup>11</sup> Available online at: <http://everyonehome.org/wp-content/uploads/2016/02/2017-Alameda-County-8.1-2.pdf>.

Permittee Name: City of Oakland

	<p><b>Business Improvement Districts</b></p> <p>Business Improvement Districts (BIDs) are self-imposed assessment districts established by a majority vote of licensed businesses and/or property owners in the district and through technical assistance from the City. There are currently 10 BIDs in Oakland covering over 650 acres. BIDs hire fulltime staff to remove litter, increase the number and/or capacity of trash containers in specific BIDs, maintain landscaping, assist commercial establishments with trash container management, and install cigarette butt receptacles and public signage designed to discourage littering. For example, the Lake Merritt Uptown BID and the Downtown Oakland BID hired private contractors in FY 2017-2018 to remove 254,000 pounds of trash from these BIDs.</p> <p>In the Dimond area, two associations provide some of the same services as those provided by BIDs. The Dimond Improvement Association’s (DIA) volunteer work group, Keep Dimond Clean, removes about 12,000 pounds of sidewalk litter every year. In addition, the DIA and the Dimond Business &amp; Professional Association collaborate to hire a work crew to remove additional litter and debris annually. In FY 2018-2019 the BID Program may be expanded. The City Administrator’s Office will be working with stakeholders to encourage the formation of BIDs in five areas including the Coliseum, Oakland Airport, Embarcadero Cove, Chinatown, and Piedmont Avenue. See Attachment C.10.11 for a map showing existing and potential BIDs in each TMA and Attachment C.10.12 for a listing of current and potential BID acreage in each TMA.</p> <p><b>Facility Inspection and Control</b></p> <p>In FY 2017-2018, the City inspected 1,015 businesses through its Stormwater Business Inspection Program (Attachment C.10.13 provides a map showing each business location).<sup>12</sup> At 425 of these 1,015 businesses, inspectors identified overflowing trash cans, visually assessed trash condition (including in the right-of-way and in ancillary properties), and collected information on facility-specific control measures (e.g., Does the facility sweep up litter on the public right-of-way [ROW] and or/ancillary property? How frequently?). Inspections were prioritized in very high and high trash generation areas and included inspections of grocery stores, gas stations, restaurants, auto maintenance facilities, and one other business type (i.e., construction supply business). The following table identifies the number of facilities inspected, the number of facilities that received an A (Low) or B (Moderate) visual assessment grade in the ROW and the neighboring areas (ancillary space), and the number of businesses where litter is cleaned up at least four times per week.</p>
--	---

<sup>12</sup> This does not include the Industrial General NPDES Permit businesses inspected by the City’ Fire Department.

Permittee Name: City of Oakland

	FY 2017-2018 Facility Type	# of Facilities Inspected	# of Facilities with A or B Trash Rating for ROW	# of Facilities with A or B Trash Rating for Ancillary Space	Litter Cleaning in Public ROW 4+ Times Per Week
	Auto Maintenance	98	75	76	74
	Grocery Stores	84	71	54	77
	Gas Stations	22	19	9	21
	Restaurants	220	199	150	189
	Other	1	1	1	1
	<b>Totals</b>	<b>425</b>	<b>365</b>	<b>290</b>	<b>362</b>

Inspectors also assess compliance with the City’s Polystyrene Foam Food Service Ware Ordinance<sup>13</sup> (Chapter 8.07 of Title 8 of the Oakland Municipal Code) and overflowing or inadequate garbage service. Polystyrene ban violating businesses (13 in FY 2017-2018) are sent an enforcement letter (see Attachment C.10.14 for a sample letter) and businesses with inadequate garbage are referred to WMAC (27 in FY 2017-2018).

<b>TMA 1 – Arterials</b>	TMA 1 includes arterials (i.e., high capacity urban roads) and major road thoroughfares. This TMA covers 2,701 acres (10%) of the City’s jurisdiction. The Trash Generation Rate is High or Very High in 76% of this TMA. Refer to Citywide Summary above for trash management actions other than full trash capture in TMA 1 – Arterials.
<b>TMA 2 – Commercial Areas</b>	TMA 2 includes geographic areas with concentrated retail and commercial land uses. These commercial centers attract high volumes of car and pedestrian traffic and often have transit stations and hubs. This TMA covers 657 acres (2%) of the City’s jurisdiction. Refer to Citywide Summary above for trash management actions other than full trash capture in TMA 2 – Commercial Areas.
<b>TMA 3 – North Oakland</b>	TMA 3 borders the City of Berkeley to the north and the City of Emeryville to the west. Litter in TMA 3 is generated by commercial centers and high density residential land uses. This TMA covers 978 acres (3%) of the City’s jurisdiction. Refer to Citywide Summary above for trash management actions other than full trash capture in TMA 3 – North Oakland.
<b>TMA 4 – Former Army Base</b>	TMA 4 served as a US Army facility until it was closed in 1999. It is being redeveloped by a public-private partnership. This redevelopment effort will provide all new infrastructure for the site. This TMA covers 141 acres (0.5%) of the City’s jurisdiction. Refer to Citywide Summary above for trash management actions other than full trash capture in TMA 4 – Former Army Base.

<sup>13</sup> Jurisdictional source control is discussed in section C.10.b.iv (Trash Reduction – Source Controls) of this report.

Permittee Name: City of Oakland

<b>TMA 5 – West Oakland</b>	TMA 5 includes industrial/warehouse, transportation and residential land uses in West Oakland. Trash in the area is generated by the regional freeway system and transportation activity, and there is significant illegal dumping in this TMA. TMA 5 covers 946 acres (3%) of the City’s jurisdiction. Refer to Citywide Summary above for trash management actions other than full trash capture in TMA 5 – West Oakland.
<b>TMA 6 – Shoreline</b>	TMA 6 includes areas along the waterfront of the Oakland Estuary with the predominant sources of trash being the regional freeway system and litter associated with recreational use of parks and trails in the area. Many of the waterfront properties are owned by the Port of Oakland and leased to private tenants. The City works with the Port of Oakland and the East Bay Regional Park District to ensure proper trash container management on its shoreline properties. This TMA covers 809 acres (3%) of the City’s jurisdiction. Refer to Citywide Summary above for trash management actions other than full trash capture in TMA 6 – Shoreline.
<b>TMA 7 – Lake Merritt Watershed</b>	TMA 7 consists of high density housing, arterials and commercial districts around Lake Merritt. This TMA covers 1,330 acres (5%) of the City’s jurisdiction. In June 2018, the RRC was shifted to Zone 1 (west and north of Lake Merritt). Over four months the RRC completed 3216 work orders and removed over 700,000 gallons of trash (in both East Oakland and around Lake Merritt). Refer to Citywide Summary above for trash management actions other than full trash capture in TMA 7 – Lake Merritt Watershed.
<b>TMA 8 – Downtown Oakland</b>	TMA 8 is a high litter area due to a combination of transit hubs, high pedestrian traffic, and high density land uses. This TMA covers 306 acres (1%) of the City’s jurisdiction. Refer to Citywide Summary above for trash management actions other than full trash capture in TMA 8 – Downtown Oakland.
<b>TMA 9 – San Antonio</b>	TMA 9 has retail and high density housing. This TMA covers 777 acres (3%) of the City’s jurisdiction. Refer to Citywide Summary above for trash management actions other than full trash capture in TMA 9 – San Antonio.
<b>TMA 10 – Sausal Creek</b>	TMA 10 has a combination of high density housing and commercial/retail land uses. This TMA covers 475 acres (2%) of the City’s jurisdiction. Refer to Citywide Summary above for trash management actions other than full trash capture in TMA 10 – Sausal Creek.
<b>TMA 11 – East Oakland 1</b>	TMA 11 has some commercial areas and predominant high-density residential housing. Trash sources include pedestrian litter, poor trash container management and illegal dumping. This TMA covers 1416 acres (5%) of the City’s jurisdiction. Refer to Citywide Summary above for trash management actions other than full trash capture in TMA 11 – East Oakland 1.
<b>TMA 12 – East Oakland 2</b>	TMA 12 has some commercial areas and predominant high-density residential housing. Trash sources include pedestrian litter, poor trash container management and illegal dumping. This TMA covers 2,672 acres (9%) of the City’s jurisdiction. Refer to Citywide Summary above for trash management actions other than full trash capture in TMA 12 – East Oakland 2.
<b>TMA 13 – Industrial East Oakland 1</b>	This TMA has predominantly industrial land uses. This area has high litter from BART and railway lines and the adjacent freeway. This TMA has a high incidence of illegal dumping. TMA 13 covers 374 acres (1%) of the City’s jurisdiction. Refer to Citywide Summary above for trash management actions other than full trash capture in TMA 13 – Industrial East Oakland 1 – West.
<b>TMA 14 – Industrial East Oakland 2</b>	This TMA has predominantly industrial land uses. This area has high litter from BART and railway lines and the adjacent freeway. This TMA has a high incidence of illegal dumping. TMA 13 covers 576 acres (2%) of the City’s jurisdiction. Refer to Citywide Summary above for trash management actions other than full trash capture in TMA 14 – Industrial East Oakland 2 – East.



Permittee Name: City of Oakland

<p><b>TMA 15 – Oakland Port/Airport</b></p>	<p>TMA 15 is managed by the Port of Oakland and has highly restricted access to Port and Airport facilities. Source of trash is primarily traffic-related and windblown. Airport personnel clean up property on regular basis. TMA 15 is not in the City’s jurisdiction. The City did not conduct OVTAs in FY 2017-2018 in this TMA and is not taking any trash load reduction.</p>
<p><b>TMA 16 – Hills</b></p>	<p>This TMA primarily has low-density residential housing and is a low trash generating area. TMA 16 covers 14,179 acres (50%) of the City’s jurisdiction. Refer to Citywide Summary above for trash management actions other than full trash capture in TMA 16 – Hills.</p>

Permittee Name: City of Oakland

**C.10.b.ii ► Trash Reduction – Other Trash Management Actions (PART B)**

Provide the following:

- 1) A summary of the on-land visual assessments in each TMA (or control measure area), including the street miles or acres available for assessment (i.e., those associated with VH, H, or M trash generation areas not treated by full capture systems), the street miles or acres assessed, the % of available street miles or acres assessed, and the average number of assessments conducted per site within the TMA; and
- 2) Percent jurisdictional-wide trash reduction in FY 17-18 attributable to trash management actions other than full capture systems implemented in each TMA; OR
- 3) Indicate that no on-land visual assessments were performed.

If no on-land visual assessments were performed, check here and state why:  **Explanation:** No OVTAs were conducted in TMA 15 because there are no jurisdictional land areas in this TMA.

TMA ID	Total Street Miles <sup>14</sup> Available for Assessment	Summary of On-land Visual Assessments			Jurisdictional-wide Reduction (%)
		Street Miles Assessed <sup>15</sup>	% of Available Street Miles Assessed	Avg. # of Assessments Conducted at Each Site <sup>16</sup>	
1	71.62	6.97	9.7%	3.6	13.8%
2	22.44	2.48	11.1%	4.5	5.3%
3	31.70	4.66	14.7%	4.5	2.4%
4	1.23	0.41	33.7%	5.0	0.0%
5	32.09	4.24	13.2%	5.0	2.3%
6	16.80	1.76	10.5%	5.0	0.0%
7	26.52	3.51	13.2%	4.8	3.4%
8	3.94	0.59	14.9%	5.0	3.0%
9	27.56	2.93	10.6%	4.9	3.8%
10	9.52	1.37	14.4%	5.0	0.6%
11	42.57	5.11	12.0%	4.8	0.0%
12	76.83	8.51	11.1%	4.6	3.9%
13	8.74	1.34	15.4%	5.0	0.0%
14	9.03	0.98	10.8%	5.0	7.6%

<sup>14</sup> Linear feet are defined as the street length and do not include street median curbs.

<sup>15</sup> Each assessment site is roughly 1,000 feet in length.

<sup>16</sup> Because OVTAs sites within the City were assessed between 4 and 6 times between July 2016 and June 2018, this period of time was used to represent current trash generation levels in the City and is believed to be the best representation of trash levels in stormwater during FY 2017-2018.

Permittee Name: City of Oakland

TMA ID	Total Street Miles Available for Assessment	Summary of On-land Visual Assessments			Jurisdictional-wide Reduction (%)
		Street Miles Assessed	% of Available Street Miles Assessed	Avg. # of Assessments Conducted at Each Site	
15	0.00	NA	NA	NA	NA
16	5.21	1.37	26.3%	4.7	0.1%
<b>Total</b>		<b>46.24</b>	<b>-</b>	<b>-</b>	<b>46.2%</b>

Permittee Name: City of Oakland

**C.10.b.iv ► Trash Reduction – Source Controls**

Provide a description of each jurisdictional-wide trash source control action implemented to-date. For each control action, identify the trash reduction evaluation method(s) used to demonstrate on-going reductions, summarize the results of the evaluation(s), and estimate the associated reduction of trash within your jurisdictional area. Note: There is a maximum of 10% total credit for source controls.

Source Control Action	Summary Description & Dominant Trash Sources and Types Targeted	Evaluation/Enforcement Method(s)	Summary of Evaluation/Enforcement Results To-date	% Reduction
Single-use Plastic Bag Ordinance Policy	The Alameda County Waste Management Authority adopted the expanded Single-Use Bag Ban. As of May 1, 2017 all retail stores are covered by the ban. The ban was expanded to include all restaurants starting November 1, 2017. A copy of the Ordinance is available on the Alameda County Waste Management Authority's website: <a href="http://www.reusablebagsac.org/acwma-ordinance-2012-2-amended-ordinance-2016-2">http://www.reusablebagsac.org/acwma-ordinance-2012-2-amended-ordinance-2016-2</a> .	See Section C.10 of the ACCWP FY 2017-2018 Annual Report.	See Section C.10 of the ACCWP FY 2017-2018 Annual Report.	6%
Expanded Polystyrene Food Service Ware Ordinance Policy	In 2008, the City adopted an Ordinance to Prohibit the Use of Polystyrene Foam Disposable Food Service Ware and Require the Use of Biodegradable or Compostable Disposable Food Service Ware by Food Vendors and City Facilities (Oakland Municipal Code Chapter 8.07 Polystyrene Foam Food Service Ware, Ordinance No. 12747). This ordinance applies to ALL food vendors at City-sponsored events and on City-owned property, and to all food service vendors.	See Section C.10 of the ACCWP FY 2017-2018 Annual Report.	See Section C.10 of the ACCWP FY 2017-2018 Annual Report. In addition, see C.10.b.ii (PART A) Facility Inspection and Control for a description of the City's expanded polystyrene ban inspection and enforcement results from FY 2017-2018 and Attachment C.10.14 for a sample expanded polystyrene ban enforcement letter.	4%

**C.10.b.v ► Trash Reduction – Receiving Water Monitoring**

Report on the progress of developing and testing your agency's trash receiving water monitoring program.

In FY 2017-2018, the City began implementing the BASMAA Regional Trash Monitoring Program Plan that was approved by the Water Board's Executive Officer. Implementation included preparing for and conducting qualitative assessments and quantitative monitoring in receiving water locations within the City including 5 trash boom locations at Lake Merritt. Implementation occurred through City-led efforts and participation in the ACCWP. Additional information on accomplishments in FY 2017-2018 can be found in the Trash Receiving Water Monitoring Progress Report included in the ACCWP's FY 2017-2018 Annual Report.

Permittee Name: City of Oakland

**C.10.c ► Trash Hot Spot Cleanups**

Provide the FY 17-18 cleanup date and volume of trash removed during each MRP-required Trash Hot Spot cleanup during each fiscal year listed. Indicate whether the site was a new site in FY 17-18.

Trash Hot Spot	New Site in FY 17-18 (Y/N)	FY 17-18 Cleanup Date(s)	Volume of Trash Removed (cubic yards)				
			FY 2013-14	FY 2014-15	FY 2015-16	FY 2016-17	FY 2017-18
Arroyo Viejo Creek (Recreation Center)	N	9/16/17	Volume of litter collected was not tracked separately for this site, but was included in the Coastal Clean-up Day total included in the FY 2013-2014 Annual Report	3,430 lbs during both Creek to Bay Day and Earth Day	3.8	3.0	10.0
Courtland Creek	N	9/16/17	Volume of litter collected was not tracked separately for this site, but was included in the Coastal Clean-up Day total included in the FY 2013-2014 Annual Report.	7,600 lbs during both Creek to Bay Day and Earth Day.	2.3	2.2	15.78

Permittee Name: City of Oakland

Trash Hot Spot	New Site in FY 17-18 (Y/N)	FY 17-18 Cleanup Date(s)	Volume of Trash Removed (cubic yards)				
			FY 2013-14	FY 2014-15	FY 2015-16	FY 2016-17	FY 2017-18
Damon Slough/Arroyo Viejo (Line K, Section 1)	N	8/18/17	0.4	117	No clean-ups were conducted at Damon Slough during FY 2015-2016 due to ongoing construction in the slough area.	7.4	6.83
Damon Slough/Arroyo Viejo (Section 2)	N						
Damon Slough/ Arroyo Viejo (Section 3)	N						
East Creek Slough /Seminary Creek (Line I, Section 1)	N	9/16/17	30 gallons (weekly amount)	8,436 lbs	1.51	2.2	2.97
East Creek Slough/Seminary Creek (Line I, Section 2)	N						

Permittee Name: City of Oakland

Trash Hot Spot	New Site in FY 17-18 (Y/N)	FY 17-18 Cleanup Date(s)	Volume of Trash Removed (cubic yards)				
			FY 2013-14	FY 2014-15	FY 2015-16	FY 2016-17	FY 2017-18
Lake Merritt - East 18th Street	N	9/16/17	October 2013 – 1,320 lbs	October 2014 – 1,980 lbs	10.2	1.49	3.42 <sup>17</sup>
			November 2013 – 2,180 lbs	November 2014 – 1,760 lbs			
			December 2013 – 1,640 lbs	December 2014 – 2,340 lbs			
			January 2014 – 1,360 lbs	January 2015 – 1,060 lbs			
			February 2014 – 2,960 lbs	February 2015 – 2,600 lbs			
			March 2013 – 2,400 lbs	March 2015 – 1,660 lbs			
			April 2014 – 1,780 lbs	April 2015 – 1,880 lbs			
			May 2014 – 2,240 lbs	May 2015 – 1,480 lbs			
			June 2014 – 1,020 lbs	June 2015 – 560 lbs			

<sup>17</sup> Both Lake Merritt sites were cleaned in one event this year and are reported as a collective number.



Permittee Name: City of Oakland

Trash Hot Spot	New Site in FY 17-18 (Y/N)	FY 17-18 Cleanup Date(s)	Volume of Trash Removed (cubic yards)			
			FY 2013-14	FY 2014-15	FY 2015-16	FY 2016-17
Lake Merritt - Glen Echo Arm	N	9/16/17	Pounds of Trash removed per month for entire Lake:  July 2013 – 260 lbs  August 2013 – 2,060 lbs  September 2013 – 1,220 lbs  October 2013 – 1,320 lbs  November 2013 – 2,180 lbs  December 2013 – 1,640 lbs  January 2014 – 1,360 lbs  February 2014 – 2,960 lbs	Pounds of Trash removed per month for entire Lake:  July 2014 – 920 lbs  August 2014 – 1,060 lbs  September 2014 – 2,200 lbs  October 2014 – 1,980 lbs  November 2014 – 1,760 lbs  December 2014 – 2,340 lbs  January 2015 – 1,060 lbs  February 2015 – 2,600 lbs	10.2 cubic yards on Creek to Bay Day	14.85

Permittee Name: City of Oakland

Trash Hot Spot	New Site in FY 17-18 (Y/N)	FY 17-18 Cleanup Date(s)	Volume of Trash Removed (cubic yards)				
			FY 2013-14	FY 2014-15	FY 2015-16	FY 2016-17	FY 2017-18
Lake Merritt - Glen Echo Arm (continued)	N	9/16/17	March 2014 – 2,400 lbs April 2014 – 1,780 lbs May 2014 – 2,240 lbs June 2014 – 1,020 lbs	March 2015 – 1,660 lbs April 2015 – 1,880 lbs May 2015 – 1,480 lbs June 2015 – 560 lbs			
Peralta Creek (Cesar Chavez Park)	N	9/16/17	Volume of Litter collected was not tracked separately for this site, and is included in Coastal Clean-up Day total	456 lbs	3.8	3.6	20
Sausal Creek – Fruitvale Bridge	N	9/16/17	4.8	798 lbs	5.6	5.5	3.42
Sausal Creek – Barry Place	N	9/16/17	2.2	494 lbs	0.75	0.6	0.45

Permittee Name: City of Oakland

C.10.d ► Long-Term Trash Load Reduction Plan	
Provide descriptions of significant revisions made to your Long-term Trash Load Reduction Plan submitted to the Water Board in February 2014. Describe significant changes made to primary or secondary trash management areas (TMA), baseline trash generation maps, control measures, or time schedules identified in your plan. Indicate whether your baseline trash generation map was revised and if so what information was collected to support the revision. If your baseline trash generation map was revised, attach it to your Annual Report.	
Description of Significant Revision	Associated TMA
The City made no updates to the Long-Term Trash Load Reduction Plan in FY 2017-2018.	NA

C.10.e. ► Trash Reduction Offsets (Optional)			
Provide a summary description of each offset program implemented, the volume of trash removed, and the offset claimed in FY 17-18. Also, for additional creek and shoreline cleanups, describe the number and frequency of cleanups conducted, and the locations and cleanup dates. For direct discharge control programs approved <u>by the Water Board Executive Officer</u> , also describe the results of the assessments conducted in receiving waters to demonstrate the effectiveness of the control program. Include an Appendix that provides the calculations and data used to determine the trash reduction offset.			
Offset Program	Summary Description of Actions and Assessment Results	Volume of Trash (CY) Removed/ Controlled in FY 17-18	Offset (% Jurisdiction-wide Reduction)

C.10.e. ► Trash Reduction Offsets (Optional)																				
Provide a summary description of each offset program implemented, the volume of trash removed, and the offset claimed in FY 17-18. Also, for additional creek and shoreline cleanups, describe the number and frequency of cleanups conducted, and the locations and cleanup dates. For direct discharge control programs approved by the Water Board Executive Officer, also describe the results of the assessments conducted in receiving waters to demonstrate the effectiveness of the control program. Include an Appendix that provides the calculations and data used to determine the trash reduction offset.																				
Offset Program	Summary Description of Actions and Assessment Results			Volume of Trash (CY) Removed/ Controlled in FY 17-18	Offset (% Jurisdiction-wide Reduction)															
<b>Additional Creek and Shoreline Cleanups (Max 10% Offset)</b>	The methods used to calculate the volume of trash removed for the additional creek and shoreline cleanup offset are consistent with the requirements in the MRP (Section C.10.e).  Since 1992, the City has managed a community stewardship program that organizes two citywide cleanup events per year (Earth Day and Creek to Bay Day). In addition, the City supports volunteers to “adopt” individual sites. These individual sites are both on-land (Adopt-a-Spot, Adopt-a-Drain, Adopt-a-Park, Community Cleanups) and at creek/shoreline sites (Adopt-a-Creek). The City has recorded information regarding the “active” sites by asking volunteers to document the number of volunteers and hours spent on an “adopted” site, and volume of trash removed.  In addition to the continued expansion and success in the participation at annual Earth Day and Creek to Bay Day cleanup efforts, the City’s “Adopt” program has grown enormously over the past 8 years. The City recorded 137,124 volunteer hours citywide in FY 2017-2018 for its “Adopt,” community cleanups, and citywide events programs. Of those total volunteer hours, 34,035 hours were spent on creek and shoreline cleanup events in FY 2017-2018. The table below provides information on the creek and shoreline cleanup program and its growth from 2010 to present:			<b>767 cubic yards (154,940 gallons)</b>	10%															
	<table border="1"> <thead> <tr> <th>Indicator</th> <th>2010</th> <th>FY 2017-2018</th> <th>Change from 2010</th> <th>% Increase from 2010</th> </tr> </thead> <tbody> <tr> <td>Volunteer Hours – (Creek Only)<sup>18</sup></td> <td>10,079</td> <td>34,035</td> <td>+23,956</td> <td>+238%</td> </tr> <tr> <td>No. of Adopt-a-Creek Events</td> <td>229</td> <td>1,195</td> <td>+966</td> <td>+422%</td> </tr> </tbody> </table>					Indicator	2010	FY 2017-2018	Change from 2010	% Increase from 2010	Volunteer Hours – (Creek Only) <sup>18</sup>	10,079	34,035	+23,956	+238%	No. of Adopt-a-Creek Events	229	1,195	+966	+422%
	Indicator	2010	FY 2017-2018			Change from 2010	% Increase from 2010													
	Volunteer Hours – (Creek Only) <sup>18</sup>	10,079	34,035			+23,956	+238%													
No. of Adopt-a-Creek Events	229	1,195	+966	+422%																

<sup>18</sup> Data in 2010 is only available in calendar year. This 2010 calendar year is compared to FY 2016-2017 fiscal year. Data excludes volunteer hours for annual mandatory Trash Hotspot cleanup.

C.10.e. ► Trash Reduction Offsets (Optional)			
Provide a summary description of each offset program implemented, the volume of trash removed, and the offset claimed in FY 17-18. Also, for additional creek and shoreline cleanups, describe the number and frequency of cleanups conducted, and the locations and cleanup dates. For direct discharge control programs approved by the Water Board Executive Officer, also describe the results of the assessments conducted in receiving waters to demonstrate the effectiveness of the control program. Include an Appendix that provides the calculations and data used to determine the trash reduction offset.			
Offset Program	Summary Description of Actions and Assessment Results	Volume of Trash (CY) Removed/ Controlled in FY 17-18	Offset (% Jurisdiction-wide Reduction)
	<p>In previous years, the City has estimated that each volunteer hour removes 2.5 gallons of litter. The volunteer cleanup rate was used to estimate the volume of trash removed at creek and shoreline locations. As a result of the expansion of cleanup efforts and more accurate reporting of trash data, the City is not relying on the volunteer cleanup rate in FY 2017-2018 to determine the volume of trash removed for the creek and shoreline offset credit. Instead, the City is relying on directly reported data. In FY 2018-2019 the City will develop and submit a proposal to the Water Board on establishing a volunteer trash removal rate (gallons/per hour). In FY 2018-2019 the City intends to continue to use directly reported data on the amount of trash removed during volunteer cleanup events but will supplement this total with the estimated cleanup volumes from events that have only reported volunteer hours. This approach will provide a more accurate accounting of the total volume of trash removed from the City's volunteer cleanup program.</p> <p>The MRP requires one annual cleanup at trash hot spots. Consistent with the requirements of the MRP (Section C.10.c and e), the City is counting the volume of trash removed from all trash hot spot cleanups in excess of the one required annual cleanup toward the additional creek and shoreline cleanup offset. This includes:</p> <ul style="list-style-type: none"> <li>• Adopt-a-Creek: 32,868 gallons</li> <li>• Citywide events Earth Day, Creek to Bay Day, and Martin Luther King Jr. Day of Service at creek/shoreline locations*: 40,244 gallons</li> <li>• Additional cleanups at trash hot spots*: 81,828 gallons</li> </ul> <p>In total, 154,940 gallons (767 cubic yards) of trash were removed through our creek/shoreline cleanup programs, which equates to 31.6% of the City's baseline load. Using the calculation provided in MRP C.10.e.i, this equates to a 10.5% citywide reduction in trash (i.e., using the 3:1 offset). Because this percentage is greater than the 10% maximum offset credit allowed under the MRP, the City is <b>claiming a 10% offset credit</b> for these additional creek and shoreline cleanups events that occurred during FY 2017-2018.</p> <p>*Excludes mandatory trash hotspot cleanups</p>		

C.10.e. ► Trash Reduction Offsets (Optional)			
Provide a summary description of each offset program implemented, the volume of trash removed, and the offset claimed in FY 17-18. Also, for additional creek and shoreline cleanups, describe the number and frequency of cleanups conducted, and the locations and cleanup dates. For direct discharge control programs approved <u>by the Water Board Executive Officer</u> , also describe the results of the assessments conducted in receiving waters to demonstrate the effectiveness of the control program. Include an Appendix that provides the calculations and data used to determine the trash reduction offset.			
Offset Program	Summary Description of Actions and Assessment Results	Volume of Trash (CY) Removed/ Controlled in FY 17-18	Offset (% Jurisdiction-wide Reduction)
Direct Trash Discharge Controls (Max 15% Offset)	The City is currently developing a Direct Discharge Plan and will be submitting the Plan to the Water Board Executive Officer for review and approval by February 1, 2019. The City is not taking any trash reduction offset for a Direct Trash Discharge Control in FY 2017-2018.	NA	NA

This page intentionally left blank

Appendix 10-1. Baseline trash generation and areas addressed by full capture systems and other control measures in Fiscal Year 2017-2018.<sup>19</sup>

TMA	2009 Baseline Trash Generation (Acres)					Trash Generation (Acres) in FY 17-18 After Accounting for Full Capture Systems					Jurisdiction-wide Reduction via Full Capture Systems (%)	Trash Generation (Acres) in FY 17-18 After Accounting for Full Capture Systems <u>and</u> Other Control Measures					Jurisdiction-wide Reduction via <u>Other Control Measures</u> (%) <sup>20</sup>	Jurisdiction-wide Reduction via Full Capture <u>AND</u> Other Control Measures (%)
	L	M	H	VH	Total	L	M	H	VH	Total		L	M	H	VH	Total		
1	103	515	773	1,249	2,640	395	483	682	1,080	2,640	3.7%	763	959	603	315	2,640	13.8%	17.5%
2	4	170	101	440	715	109	169	85	352	715	1.7%	205	338	142	30	715	5.3%	7.0%
3	52	329	546	28	955	53	329	545	28	955	0.0%	276	531	133	15	955	2.4%	2.5%
4	0	141	0	0	141	0	141	0	0	141	0.0%	14	14	90	23	141	0.0%	0.0%
5	0	82	740	95	917	2	81	740	94	917	0.0%	105	444	271	97	917	2.3%	2.3%
6	0	786	1	23	810	58	751	0	1	810	0.5%	200	379	189	42	810	0.0%	0.5%
7	55	858	88	290	1291	295	726	84	186	1,291	2.1%	616	545	127	3	1291	3.4%	5.5%
8	0	0	38	269	307	103	0	10	194	307	1.5%	141	129	23	14	307	3.0%	4.6%
9	22	197	320	226	765	45	197	312	211	765	0.3%	209	326	197	33	765	3.8%	4.1%
10	145	169	95	53	462	150	169	95	48	462	0.1%	222	132	89	19	462	0.6%	0.7%
11	40	1,101	179	52	1,372	182	1,068	93	29	1,372	1.0%	509	487	288	88	1,372	0.0%	1.0%
12	88	647	1,754	100	2,589	328	627	1,537	97	2,589	1.4%	630	1,093	764	102	2,589	3.9%	5.3%
13	4	209	144	11	368	4	209	144	11	368	0.0%	21	181	113	53	368	0.0%	0.0%
14	0	0	0	568	568	1	0	0	567	568	0.0%	91	205	200	72	568	7.5%	7.6%
15	0	0	0	0	0	0	0	0	0	0	NA	0	0	0	0	0	NA	NA
16	13,834	178	14	0	14,026	13,834	178	14	0	14,026	0.0%	13925	86	15	0	14026	0.1%	0.1%
Totals	14,347	5,382	4,793	3,404	27,926	15,559	5,128	4,341	2,898	27,926	12.4%	17,927	5,849	3,244	906	27,926	46.2%	58.6%

Note: "NA" indicates that the TMA has no moderate, high or very high trash generating areas (i.e., all low trash generation and/or non-jurisdictional) and therefore no additional trash control measures are needed.

<sup>19</sup>Numbers reported for each TMA may not exactly sum to totals due to rounding.

<sup>20</sup>With the exception of the City's Adopt A Drain Program, additional creek and shoreline cleanup activities, and direct discharge controls, the trash load reductions observed via on land visual assessments are assumed to be associated with trash controls other than full capture systems. These may include jurisdiction-wide on-land volunteer clean-ups, ELF abatement, street sweeping, facility trash controls, and illegal dumping abatement.



This page intentionally left blank

**Section 11 - Provision C.11 Mercury Controls**

**C.11.a ► Implement Control Measures to Achieve Mercury Load Reductions**

**C.11.b ► Assess Mercury Load Reductions from Stormwater**

See the Alameda Countywide Clean Water Program (ACCWP) FY 2017-2018 Annual Report for updated information on:

- Documentation of mercury control measures implemented in the City’s jurisdictional area for which load reductions will be reported and the associated management areas;
- A description of how the Bay Area Stormwater Management Agencies Association (BASMAA) Interim Accounting Methodology<sup>1</sup> was used to calculate the mercury load reduced by each control measure implemented in our agency’s jurisdictional area and the calculation results (i.e., the estimated mercury load reduced by each control measure);
- Supporting data and information necessary to substantiate the load reduction estimates; and
- For Executive Officer approval, any refinements, if necessary, to the measurement and estimation methodologies to assess mercury load reductions in the subsequent permit.

**C.11.c ► Plan and Implement Green Infrastructure to Reduce Mercury Loads**

See the ACCWP FY 2017-2018 Annual Report for information on the quantitative relationship between green infrastructure implementation and mercury load reductions, including all data used and a full description of models and model inputs relied on to establish this relationship.

**C.11.e ► Implement a Risk Reduction Program**

A summary of the ACCWP and regional accomplishments for this sub-provision are included in Provision C.11 Mercury Controls section of the ACCWP FY 2017-2018 Annual Report.

<sup>1</sup>BASMAA 2017. Interim Accounting Methodology for TMDL Loads Reduced, Version 1.0. Prepared for BASMAA by Geosyntec Consultants and EOA, Inc., September 19, 2016.

This page intentionally left blank

Section 12 - Provision C.12 PCBs Controls

**C.12.a ► Implement Control Measures to Achieve PCBs Load Reductions**  
**C.12.b ► Assess PCBs Load Reductions from Stormwater**

See the Alameda Countywide Clean Water Program (ACCWP) FY 2017-2018 Annual Report for:

- Documentation of PCBs control measures implemented in our agency's jurisdictional area for which load reductions will be reported and the associated management areas;
- A description of how the Bay Area Stormwater Management Agencies Association (BASMAA) Interim Accounting Methodology<sup>1</sup> was used to calculate the PCBs load reduced by each control measure implemented in our agency's jurisdictional area and the calculation results (i.e., the estimated PCBs load reduced by each control measure);
- Supporting data and information necessary to substantiate the load reduction estimates; and
- For Executive Officer approval, any refinements, if necessary, to the measurement and estimation methodologies to assess PCBs load reductions in the subsequent permit.

**C.12.c ► Plan and Implement Green Infrastructure to Reduce PCBs Loads**

See the ACCWP FY 2017-2018 Annual Report for information on the quantitative relationship between green infrastructure implementation and PCBs load reductions, including all data used and a full description of models and model inputs relied on to establish this relationship.

**C.12.e ► Evaluate PCBs Presence in Caulks/Sealants Used in Storm Drain or Roadway Infrastructure in Public Rights-of-Way**

A summary of ACCWP and regional accomplishments for this sub-provision is included in Provision C.12 PCBs Controls section of the ACCWP FY 2017-2018 Annual Report.

<sup>1</sup>BASMAA 2017. Interim Accounting Methodology for TMDL Loads Reduced, Version 1.0. Prepared for BASMAA by Geosyntec Consultants and EOA, Inc., September 19, 2016.

**C.12.f ► Manage PCB-Containing Materials and Wastes During Building Demolition Activities So That PCBs Do Not Enter Municipal Storm Drains**

A summary of Countywide Program and regional accomplishments for this sub-provision is included in the C.12 PCBs Controls section of Countywide Program’s FY 2017-2018 Annual Report.

Does your agency plan to seek exemption from this requirement?	<input type="checkbox"/>	Yes	<input checked="" type="checkbox"/>	No
--	--------------------------	-----	-------------------------------------	----

**C.12.g. ► Fate and Transport Study of PCBs: Urban Runoff Impact on San Francisco Bay Margins**

A summary of ACCWP and regional accomplishments for this sub-provision are included in Provision C.12 PCBs Controls section of the ACCWP FY 2017-2018 Annual Report.

**C.12.h ► Implement a Risk Reduction Program**

A summary of ACCWP and regional accomplishments for this sub-provision are included in Provision C.12 PCBs Controls section of the ACCWP FY 2017-2018 Annual Report.

Section 13 - Provision C.13 Copper Controls

**C.13.a.iii.(3) ► Manage Waste Generated from Cleaning and Treating of Copper Architectural Features**

Provide summaries of permitting and enforcement activities to manage waste generated from cleaning and treating of copper architectural features, including copper roofs, during construction and post-construction.

**Summary:**

The City of Oakland Illicit Discharge Inspectors treat cases of wash water and waste generated from the cleaning and treatment of copper architectural features, including copper roofs, during and post-construction as an illicit discharge. Complaint, inspection, and enforcement of the cleaning and treatment of copper architectural features are handled in the same manner as any illicit discharge, and handled under the City's Enforcement Response Plan (ERP) standards for illicit discharges.

**C.13.b.iii.(3) ► Manage Discharges from Pools, Spas, and Fountains that Contain Copper-Based Chemicals**

Provide summaries of any enforcement activities related to copper-containing discharges from pools, spas, and fountains.

**Summary:**

There were no reports of any illicit discharges of copper-containing materials from pools, spas or fountains in FY2017-2018, and therefore no enforcement activities related to copper discharges.

**C.13.c.iii ► Industrial Sources Copper Reduction Results**

Based upon inspection activities conducted under Provision C.4, highlight copper reduction results achieved among the facilities identified as potential users or sources of copper, facilities inspected, and BMPs addressed.

**Summary:**

The City has incorporated the use of the Bay Area Stormwater Management Agencies Association (BASMAA) power-point training module entitled *Inspecting Industrial/Commercial Facilities for Pollutants of Concern (POC) Copper (Cu), Mercury (Hg) and Polychlorinated Biphenyls (PCBs)* into its inspector training tools. Inspectors review the material on an annual basis as a refresher and to ensure that they have a full understanding of environmental regulations. When conducting inspection of business facilities with a known and/or potential source of copper such as metal finishers, plating facilities, and auto dismantlers, the City Inspector will apply the information and material to their inspection to assist in identifying sources of copper and any stormwater related issues. BMPs are provided to the business facility owner/operator at the time of the inspection.

In addition to the Bay Friendly Landscaping Ordinance, if the City receives ongoing, large volume landscape irrigation runoff complaints, they are considered illicit discharges by City of Oakland Illicit Discharge Inspectors. Complaint, inspection, and enforcement of over-irrigation runoff are handled in the same manner as any illicit discharges, and handled under the City's ERP standards.

This page intentionally left blank

**Section 15 -Provision C.15 Exempted and Conditionally Exempted Discharges**

**C.15.b.vi.(2) ► Irrigation Water, Landscape Irrigation, and Lawn or Garden Watering**

Provide implementation summaries of the required BMPs to promote measures that minimize runoff and pollutant loading from excess irrigation. Generally the categories are:

- Promote conservation programs
- Promote outreach for less toxic pest control and landscape management
- Promote use of drought tolerant and native vegetation
- Promote outreach messages to encourage appropriate watering/irrigation practices
- Implement Illicit Discharge Enforcement Response Plan for ongoing, large volume landscape irrigation runoff.

Summary:

**Water Conservation Programs and Outreach Messages to Encourage Appropriate Watering/Irrigation Practices**

1. Water Efficient Landscape Ordinance (WELo):

The City of Oakland includes WELo type standards in City Standard Conditions of Approval (SCA) for all new projects. City staff has worked closely with Alameda County Stopwaste.org and the California Building Officials Organization (CALBO) to develop FAQ sheets, informational handouts and brochures, Best Management Practices (BMPs), a WELo Toolkit (including plan submittal, plan check, inspection checklists) to evaluate applicable projects, and training materials to comply with WELo.

2. The City of Oakland Energy and Climate Action Plan (ECAP) contains actions to improve water conservation in municipal buildings, ordinances, and in the community including:

- ECAP Action BE-36: Encourage the installation of rainwater and greywater systems where appropriate in accordance with State and local codes.

Starting in January 2010, Oakland conducted a three-year Rain Barrel Program to place 2,708 rain barrels and cisterns in homes throughout the community. These have the capacity to store more than 400,000 gallons of rainwater, serving to protect creeks, provide irrigation, and reduce flooding. The program has since been discontinued due to expiration of funding.

- ECAP Action BE-41: Create standard openings procedures for installing water efficient fixtures and equipment in municipal buildings, landscapes, ball fields, and swimming pools at regular replacement schedules, and proactively when cost-effective.

As part of the LEED certification process, all municipal new construction and major renovation projects include a minimum of 20% reduction (baseline established from 2005 use) water usage. This is accomplished through efficient faucets, low-flow



bathroom fixtures, and drip irrigation systems. Parks and landscape projects use only Bay Friendly plants and irrigation practices, reducing water use in outdoor spaces as well.

3. East Bay Municipal Utilities District (EBMUD):

EBMUD promotes water conservation programs throughout Alameda County, and has established rules that set limits on the allowable uses of water by homes and businesses, including the frequency of watering lawns and use of hoses without shutoff nozzles. Additional regulations target the use of water by cities and counties on public lands, limit watering on construction sites, and set forth enforcement measures that EBMUD may take against water wasters.

**Outreach for Less Toxic Pest Control and Landscape Management**

A summary of the City's efforts to promote the use of less-toxic pest management and implement Integrated Pest Management (IPM) requirements are included in Provision C.9 Pesticide Toxicity Control section of this Annual Stormwater Report.

A summary of the Alameda Countywide Clean Water Program (ACCWP) efforts to promote the use of less-toxic pest control and landscape management is included in Provision C.7 Public Information and Outreach section and Provision C.9 Pesticide Toxicity Control section of the ACCWP FY 2017-2018 Annual Report.

**Drought Tolerant and Native Vegetation Use (Bay Friendly Landscaping)**

In April 2006, the City of Oakland passed an amendment to City Ordinance Chapter 15.35 Green Building Requirements for City Building Projects to add Civic Bay-Friendly Landscaping Guidelines for all City of Oakland, Redevelopment Agency and Public/Private Partnership Projects that include landscaping to promote the measures listed above.

The Civic Bay-Friendly Landscaping ordinance promotes healthy soils, uses drought-tolerant plants, conserves water and energy, enhances wildlife habitat, reduces waste, and prevents pesticide-related pollution. The Civic Bay-Friendly Landscaping Ordinance requires that landscaping projects undertaken by the City, Redevelopment Agency, or Public-Private Partnerships with a value of \$100,000 or more and a size of 10,000 square feet or more, meet or exceed a minimum number of Bay-Friendly Landscaping requirements. To comply with the Ordinance, a project must score at least 60 points out of the 219 possible points on the Bay Friendly Scorecard and must include, to the extent applicable, nine (9) required practices (five of which are current City practices):

- Mulch (current City practice)
- Amend the soil with compost before planting (current City practice)
- Reduce and recycle landscape construction waste (current City practice)
- No species requiring shearing, such as formal hedges
- Do not plant invasive species (current City practice)
- Grow drought tolerant, California native, Mediterranean or climate adapted plants (current City practice)
- Minimize the lawn
- Specify weather-based irrigation controllers (existing EBMUD requirement for new water meters)
- No spray heads for areas less than eight (8) feet wide (existing EBMUD requirement for new water meters)

A summary of the ACCWP efforts to promote the use of drought tolerant and native vegetation (Bay Friendly Landscaping) is included within the Provision C.3 New Development and Redevelopment sections of this Annual Report and the ACCWP FY 2017-2018 Annual Report.

**Implement Illicit Discharge Enforcement Response Plan for Ongoing, Large Volume Landscape Irrigation Runoff**

The City of Oakland Illicit Discharge Inspectors treat cases of ongoing, large volume landscape irrigation runoff as illicit discharges. Complaint, inspection, and enforcement of over irrigation runoff are handled in the same manner as any illicit discharges, and are handled under the City's Enforcement Response Plan (ERP) standards.

In addition to the City's inspection/enforcement of ongoing, large volume landscape irrigation runoff, EBMUD conducts inspection and enforcement of these cases separately from the City and handles cases on a case by case basis as complaints are received.

This page intentionally left blank

## **ATTACHMENTS**

This page intentionally left blank

## ATTACHMENTS

ATTACHMENT C.3.1: City of Oakland Public Projects Reviewed for Green Infrastructure and Planned and/or Completed Green Infrastructure Projects (C.3.j.ii.(2) Tables A and B) FY 2017-2018

ATTACHMENT C.4.1: List of All Industrial and Commercial Facilities Requiring Stormwater Inspections per MRP Provision C.4.b.ii.(2)(d) FY 2017-2018

ATTACHMENT C.6.1: City of Oakland Summary of Construction Site Control Inspections – PRIVATE PROJECTS FY 2017-2018

ATTACHMENT C.6.2: City of Oakland Summary of Construction Site Control Inspections – PUBLIC PROJECTS FY 2017-2018

ATTACHMENT C.6.3: MRP Section C.6 Guidance Construction Site Control Requirements: Inspections, Enforcement and Reporting FY 2017-2018

ATTACHMENT C.6.4: City of Oakland Construction Site Inspection Requirements FY 2017-2018

ATTACHMENT C.7.1: City of Oakland School Age Outreach Summary FY 2017-2018

ATTACHMENT C.9.1: City of Oakland Contractor IPM Certification(s) or Equivalent

ATTACHMENT C.9.2: Oakland City Council Resolution 59482

ATTACHMENT C.9.3: Oakland City Council Resolution 73968

ATTACHMENT C.9.4: Oakland City Council Resolution 76254

ATTACHMENT C.10.1: City of Oakland Full Trash Capture Maps FY 2017-2018

ATTACHMENT C.10.2: City of Oakland Baseline Trash Generation Map

ATTACHMENT C.10.3: City of Oakland On-Land Visual Trash Assessment Maps FY 2017-2018

ATTACHMENT C.10.4: City of Oakland Property Connections to MS4 Maps FY 2017-2018

ATTACHMENT C.10.5: Street Sweeping Frequency and Trash Management Areas FY 2017-2018

ATTACHMENT C.10.6: City of Oakland Adopt a Spot Map FY 2017-2018

ATTACHMENT C.10.7: City of Oakland Street Adopt a Drain Map FY 2017-2018

ATTACHMENT C.10.8: City of Oakland Partial Trash Full Capture Map FY 2017-2018

ATTACHMENT C.10.9: City of Oakland Density of Illegal Dumping Abatement Sites FY 2017-2018

ATTACHMENT C.10.10: City of Oakland Excess Litter Fee Fact Sheet FY 2017-2018

ATTACHMENT C.10.11: City of Oakland Business Improvement Districts FY 2017-2018

ATTACHMENT C.10.12: City of Oakland Existing and Future Potential Business Improvement Districts FY 2017-2018

ATTACHMENT C.10.13: City of Oakland Facility Inspections and Trash Control Measures FY 2017-2018

ATTACHMENT C.10.14: City of Oakland Polystyrene Ban Enforcement Letter FY 2017-2018

**ATTACHMENT C.3.1**

**City of Oakland**

**Public Projects Reviewed for Green Infrastructure and Planned  
and/or Completed Green Infrastructure Projects (C.3.j.ii.(2)**

**Tables A and B)**

**FY 2017-2018**



This page intentionally left blank

**Attachment C.3.1 - Public Projects Reviewed for Green Infrastructure and Planned and/or Completed Green Infrastructure Projects (C.3.j.ii.(2) Tables A and B)**

C.3.j.ii.(2) Annual Report Table A or B	Project Name and Location	Project Description	FY 17-18 Status	GI Included?	Description of GI Measures Considered, Proposed or Included <u>OR</u> Why GI is Impracticable to Implement
A	Rockridge BART Safe Route to Transit	Add bike lane on College and intesection improvements on College at Shafter/Kaith and at Miles.	Planning	Yes	Bioretention facilities. One Stormwater treatment basin incorporated into curb extension.
A	Estuary Park (R12 #100085)	Park and Bay trail	Planning	TBD	Planning underway - GI potential will be evaluated
A	Caldecott Trail (R12 #1001)	Expand existing trail	Planning	TBD	Impervious trail designed to direct stormwater runoff to adjacent vegetated areas or other non-erodible permeable areas (away from waterway if possilbe).
A	Mosswood Recreation Center	Master Plan - Design new recreation center after fire	Planning	TBD	Planning underway - GI potential will be evaluated
A	Fruitvale Avenue Trail Land Crossing	New waterfront trail to connect Lancaster Street to Fruitvale Avenue	Planning	TBD	Planning underway - GI potential will be evaluated
A	Lake Merritt to Bay Trail	Spanning from Lake Merritt Channel to the Oakland Waterfront Bay Trail	Design	TBD	City is evaluating GI potential
A	FROG Park (aka Hardy Park)	Expand tot lot area and provide addtional play equipment.	Design	TBD	City is evaluating GI potential
A	14th Avenue Phase I	Streetscape Improvements	Design	TBD	Tree well(s) and potential for medians with landscaping components
A	Waterfront Trails - E. 7th St. to 23rd. Ave	Oakland Waterfront Trail from Miller Milling to 23rd Ave.	Design	TBD	City is evaluating GI potential
A	Diamond Park- Lions Pool Recreation	Repair deck, plubming, and lighting damages due to unstable soil around Lions Pool. Replace the perimeter fence. Interior work	Bid-award	No	No alterations to building drainage or site drainage
A	West Branch Library Improvement (1801 Adeline)	Garage remodel to fit the City's Mobile Outreach Vehicle (MOVE) vehicle and modify parking lot	Planning	TBD	Evaluating GI potential. Considering pervious pavement or bioretention in parking lot and/or lined bioretention or self-retaining area that collects new garage runoff.
A	27th St Complete Streets (27th fr Telegraph to Grand)	Complete street improvements consisting of protected bike lanes, crosswalk enhancements, curb extensions, signal modifications, ADA curb ramps, and road diet.	Planning	TBD	Planning underway - GI potential will be evaluated
A	Lakeside Family Streets (Harrison fr Lakeside to 27th; Grand fr Harrison to Bay Pl)	Complete street improvements consisting of a protected bicycle intersection, access into lake side bicycle track, protected bike lanes, crosswalk enhancements, curb extensions, signal modifications, and ADA curb ramps.	Planning	TBD	Planning underway - GI potential will be evaluated. Project will seek opportunities to build or expand the GI components of the Lakeside Green Streets project
A	Fruitvale Alive Gap Closure	Complete street improvements consisting of a raised cycle track (Class 4), widen sidewalks, improve ped crossings, add ped lights, landscape buffers, and restripping to increase safety	Pre-design	TBD	Planning underway - GI potential will be evaluated
A	14th Street Safe Routes in the City	Lane reduction, adding Class IV protected bicycle lanes, transit boarding islands, improve ped facilities including refuges, crossing & signals	Planning	TBD	City is evaluating GI potential

**Attachment C.3.1 - Public Projects Reviewed for Green Infrastructure and Planned and/or Completed Green Infrastructure Projects (C.3.j.ii.(2) Tables A and B)**

C.3.j.ii.(2) Annual Report Table A or B	Project Name and Location	Project Description	FY 17-18 Status	GI Included?	Description of GI Measures Considered, Proposed or Included <u>OR</u> Why GI is Impracticable to Implement
A	Telegraph (ATP)	Improve Transportation Safety and Comfort on Telegraph Ave between 20th Street and 41st Street through installation of dedicated bicycle facilities, safer and more frequent pedestrian crossings, and transit boarding islands	Design	TBD	City is evaluating GI potential
A	Waterfront Trails - Park St. Bridget	Pedestrian/bicycle pathway over bridge	Planning	TBD	Planning underway - GI potential will be evaluated
A	Lake Merritt Channel Improvement at 7th Street	Allow small boats to pass through channel at 7th St. Flood Control Pump Station and improve multiuse pathways along channel	Planning	TBD	Planning underway - GI potential will be evaluated
A	Peralta Hacienda Park, Phase 4A. 2465 34th Ave.	Construct an outdoor structure framework for the 1821 adobe exhibit, adobe oven, and community banquet table.	Construction	No	Re-surfacing or repaving, no change to drainage patterns, no increased impervious.
A	Head Start Playground Replacement - Arroyo Viejo Recreation	Replace existing play equipment	Construction Contract Executed	No	Maintenance/minor construction
A	Head Start Playground Replacement - Brookfield HS Center	Replace existing play equipment	Construction Contract Executed	No	Maintenance/minor construction
A	Head Start Playground Replacement - Manzanita Recreation	Replace existing play equipment	Construction Contract Executed	No	Maintenance/minor construction
A	Head Start Playground Replacement - San Antonio	Replace existing play equipment	Construction Contract Executed	No	Maintenance/minor construction
A	Fire Station Systemwide - Aprons & Hardscape	Replace/repair broken/deficient concrete aprons and sidewalks/parking areas at various stations: Stations 4, 5, 8, 10, 12, 13, 16,17,19,23,25, & 27.	Construction	No	Maintenance/minor construction
A	14th Avenue Phase III	Streetscape Improvements	Design	No	No alterations to drainage or site drainage.
A	Bicycle/Pedestrian Facilities Caldecott Lane/Tunnel Road/Kay Overcrossing	Sidewalk, retaining walls, bike lanes, signage	Design	No	Very constrained site with many design conflicts (ADA, fire access, etc.)
A	42nd Ave & High St Access Improvements	Right of Way Acquisition Phase for the Realignment and extension of 42nd/Alameda Av and Jensen St, widening of High St, and reconfiguration of several intersections and traffic signals.	Design	No	Very constrained site with many design conflicts (ADA, fire access, etc.)
A	Highway Safety Improvement Program (HSIP6) Grand Avenue Pedestrian Treatments from Parkview Terrace to Euclid Avenue	Project will improve all four (4) of theuncontrolled crosswalks in the area with pedestrian treatments including raised medians, bulb-outs, signage, striping, hybrid beacons at the intersections of Grand/Bellevue and Grand/Lenox.	Design	No	Project schedule or funding constraints due to mandates or grant requirements.

**Attachment C.3.1 - Public Projects Reviewed for Green Infrastructure and Planned and/or Completed Green Infrastructure Projects (C.3.j.ii.(2) Tables A and B)**

C.3.j.ii.(2) Annual Report Table A or B	Project Name and Location	Project Description	FY 17-18 Status	GI Included?	Description of GI Measures Considered, Proposed or Included <u>OR</u> Why GI is Impracticable to Implement
A	Upper Broadway Road Diet	reduce travel lane from 4 to 3, add bike lane and improve pedestrian crossings.	Construction	No	Planned and designed before January 2016.
A	Martin Luther King Jr. Way Streetscape Improvements (32nd to 35th?)	Streetscape improvements from 32nd to 35th. Striping Only from West Grand to 40th	Construction	No	Planned and designed before January 2016. FY 15-16 was under construction
A	Adeline Bridge Retrofit	Bridge Retrofit	Waiting for fundi	No	Seismic retrofit construction work only.
A	Lake Merritt Channel Improvement at 10th Street	Removal of channel culverts at 10th Street and construction of a free spanning bridge over the channel	Construction	No	Planned and designed before January 2016. FY 15-16 was under construction
A	Oakland Port Waterfront Trails. Embarcadero Cove (31 Embarcadero)	Waterfront trail gaps along the Oakland Estuary	Construction	No	Planned and designed before January 2016
A	Oakland Port Waterfront Trails. Livingston Pier (1965 Embarcadero)	Waterfront trail gaps along the Oakland Estuary	Construction	No	Planned and designed before January 2016
A	St. Andrew's Plaza Renovation. San Pablo Avenue between 32nd and Filbert Streets.	Renovation of the existing plaza with new landscaping and perimeter fence	Complete	No	Planned and designed before January 2016. FY 15-16 was under construction. Bay-Friendly plants were included in the landscaped areas.
A	Woodminster Theater ADA Improvements – Phase 2. Joaquin Miller Road.	Making the lower amphitheater entry ADA accessible with wheelchair seating, picnic table, restroom, and parking.	Complete	No	No funding for green infrastructure. No new impervious space created. Parking lot upgrade resurfacing only.
A	Peralta Street Streetscape Improvements	Streetscape from 7th St to 10th St. and from 32nd to Haven. Paving only from 10th to 14th and from Haven to 36th St. Microsurfacing from 14th St to W Grand.	Construction	No	Planned and designed before January 2016
A	23rd Avenue Overhead Pass	Seismic retrofit improvements	Final construction stage	No	Maintenance/minor construction
A	Washington St. Streetscape between 7th and 9th	Remove existing sidewalk, install brick paver sidewalk, bulb-outs, replace traffic signal/street lighting	End of design phase Entering pre-bid	No	Planned and designed before January 2016.
A	Josie De la Cruz Park, Fruitvale Avenue	Replacing a synthetic soccer field	Complete	No	Planned and designed before January 2016. Project was advertised for bid in FY 15-16.
A	Leimert Bridge Retrofit	Bridge Retrofit	Design phase	No	Seismic retrofit construction work only. This is considered maintenance.
A	20th Street Streetscape project from Broadway to Harrison Street	Road diet with sidewalk widening and protected bike lanes	Design	No	Physical and Design Constraints. Conflicts with fire truck access.

**Attachment C.3.1 - Public Projects Reviewed for Green Infrastructure and Planned and/or Completed Green Infrastructure Projects (C.3.j.ii.(2) Tables A and B)**

C.3.j.ii.(2) Annual Report Table A or B	Project Name and Location	Project Description	FY 17-18 Status	GI Included?	Description of GI Measures Considered, Proposed or Included <u>OR</u> Why GI is Impracticable to Implement
A	East 12th Street Bikeway	Installation of bikelanes to connect International Blvd with Fruitvale BART station. Work includes roadway paving, pavement marking, striping & signage, ADA curb ramps, traffic lanes realignment, bicycle detectors, & raised median	Planning	No	Re-surfacing or repaving, no change to drainage patterns, no increased impervious
A	Section 130 RR Xing - 29th Ave	Sidewalk construction to provide an accessible path across the railroad tracks	Design	No	Project schedule or funding constraints due to mandates or grant requirements. Funded by the CA Public Utilities Commission's Railroad Crossing Funding Program (Section 130 funding program).
A	Section 130 RR Xing - 85th Ave	Sidewalk construction to provide an accessible path across the railroad tracks	Design	No	Project schedule or funding constraints due to mandates or grant requirements. Funded by Section 130 funding program
A	Section 130 RR Xing - 105th Ave	Sidewalk construction to provide an accessible path across the railroad tracks	Design	No	Project schedule or funding constraints due to mandates or grant requirements. Funded by Section 130 funding program
A	HSIP7 Market St & San Pablo Ave	HSIP7-04-015 Oakland: Market 4 to 7 St, 18 to 19 St Intc: Market at 14th St, 16th St, 21 St. San Pablo AVat 32nd St, Brockhurst St, 34 St. install uncontrolled crosswalk enhancements-RRFBs, ladder striping, raised bulb-outs, and raised median refuges.	Design	No	Project schedule or funding constraints due to mandates or grant requirements. HSIP grants only allow 10% of the project's cost be allocated to non-safety related items
A	HSIP7 Claremont Ave & Shattuck Ave	Sign, stripe RD Diet w/bike lanes on Claremont btw Telegraph AV_Claremont Av. Uncontrolled crosswalk enhancements-ladder xwalk, rrfbs, bulb-out, and/or median refuges at multiple locations; protected left-turn at Shattuck at 49, 51, 59TH ST, Alactraz AV.	Design	No	Project schedule or funding constraints due to mandates or grant requirements. HSIP grants only allow 10% of the project's cost be allocated to non-safety related items
A	HSIP8 Bancroft Ave	H8-04-013 oakland, on bancroft av (66th av to 98th av). install crosswalk enhancements, pedestrian countdowns, hawks, rrfbs, signal upgrades and modifications, landscape median, signing, striping, markings.	Design	No	Project schedule or funding constraints due to mandates or grant requirements. HSIP grants only allow 10% of the project's cost be allocated to non-safety related items
A	HSIP8 Oakland Hills	H8-04-018: 27 LOCATIONS IN THE OAKLAND HILLS. Upgrade existing guardrail sections, end treatments, mounting hardware, posts and foundations to current Caltrans standards. Includes guardrail extensions to fill minor gaps and AC curb to control drainage.	Design	No	Project schedule or funding constraints due to mandates or grant requirements. HSIP grants only allow 10% of the project's cost be allocated to non-safety related items
A	HSIP8 Fruitvale Ave	H8-04-014.Oakland, on Fruitvale Ave (E 10th St to E 23th St). Install crosswalk enhancements, RRFBS, signal upgrades and modifications, signing, striping, markings. Implement road diet, parking lane reduction and Class II bicycle lane.	Design	No	Project schedule or funding constraints due to mandates or grant requirements. HSIP grants only allow 10% of the project's cost be allocated to non-safety related items

**Attachment C.3.1 - Public Projects Reviewed for Green Infrastructure and Planned and/or Completed Green Infrastructure Projects (C.3.j.ii.(2) Tables A and B)**

C.3.j.ii.(2) Annual Report Table A or B	Project Name and Location	Project Description	FY 17-18 Status	GI Included?	Description of GI Measures Considered, Proposed or Included <u>OR</u> Why GI is Impracticable to Implement
A	HSIP8 35th Ave	H8-04-015 Oakland - on 35th Av (San Leandro St to Sutter St). Install crossing enhancements, HAWKs, RRFBs, signal upgrades/modifications, signing, striping, and markings. Implement road diet, Class II buffered bicycle lane from Int. Blvd to E 12th St.	Design	No	Project schedule or funding constraints due to mandates or grant requirements. HSIP grants only allow 10% of the project's cost be allocated to non-safety related items
A	HSIP8 Downtown	H8-04-017 Oakland downtown, project intersections at Broadway, Franklin St, Webster St at 7th, 8th, 9th St; and Harrison St at 7th, 8th, 9th, 10th St. Install crosswalk enhancements and signal upgrades and modifications, signing, striping, markings.	Design	No	Project schedule or funding constraints due to mandates or grant requirements. HSIP grants only allow 10% of the project's cost be allocated to non-safety related items
A	HSIP8 High St	H8-04-014 Oakland, on Fruitvale Av (E 10th St to E 23th St). Install crosswalk enhancements, RRFBs, signal upgrades and modifications, signing, striping, markings. Implement road diet, parking lane reduction and Class II bicycle lane.	Design	No	Project schedule or funding constraints due to mandates or grant requirements. HSIP grants only allow 10% of the project's cost be allocated to non-safety related items
A	23rd Ave 98th Ave Bridge BPMP	Bridge maintenance Work	Design	No	Maintenance/minor construction
A	International Ped Lighting Project	Add pedestrian lighting and minor sidewalk repair	Final Bidding	No	New streetlights, traffic signals or communication facilities
A	International Ped Lighting Project (AHSC)	Add pedestrian lighting and minor sidewalk repair	Design	No	New streetlights, traffic signals or communication facilities
A	Astro Park Tot Lot	Volunteer-build tot-lot renovation	End of design phase Entering pre-bid	No	Only minor construction. Upgrades to tot lot to meet ADA standards.
A	Oakland Port Waterfront Trails. Crowley (on Embarcadero)	No longer a City Project - Now East Bay Regional Park District	Not applicable	Not applicable	Not applicable
B	Bellevue Avenue and pathways in Lakeside Park. Bellevue Avenue between Grand Avenue and Perkins	Installation of new pervious parking area, road maintenance, and garden outer entrance.	Final construction stage	Yes	Pervious parking area using product called "True Grid"
B	Lincoln Square Park Plaza. 10th Street and Harrison Street.	Installation of 400 sq. feet of new plaza, benches, and planting.	Design complete Pre-bid	Yes	New impervious plaza area – approximately 4,200 square feet – to drain into planter beds.
B	Broadway between Keith Ave and Brookside Ave	Streetscape improvements.	COMPLETE	Yes	Three bioretention facilities were built
B	Lake Merritt Improvement Project - Bellevue Ave., Fairyland, and Garden Center Entrances (Lakeside Park Entrance)	The entrance project to Lakeside Park, Children’s Fairyland and the Garden Center will improves pedestrian safety, accessibility and pathways at Grand Avenue and Bellevue Avenue.	Final construction stage	Yes	Bioretention facilities collect street and sidewalk runoff. Three bioretention facilities were installed at Bellevue and Grand Avenues.

**Attachment C.3.1 - Public Projects Reviewed for Green Infrastructure and Planned and/or Completed Green Infrastructure Projects (C.3.j.ii.(2) Tables A and B)**

C.3.j.ii.(2) Annual Report Table A or B	Project Name and Location	Project Description	FY 17-18 Status	GI Included?	Description of GI Measures Considered, Proposed or Included <u>OR</u> Why GI is Impracticable to Implement
B	14th Avenue Phase II	Streetscape Improvements - Bulbouts, Green Space, and Trees. 14th Ave between E 12th St. and E 19th St.	Construction	Yes	Three Bioretention facilities
B	Begin Plaza - San Pablo Avenue and Martin Luther King Jr. Way	Park renovation	Complete	Yes	Bioretention facility and swale installed along perimeter of park.
B	7th Street Streetscape Phase II	Streetscape improvements on 7th Street between Peralta and Wood Roadway diet and reduced number of travel lanes on 7th Street in each direction. ADA and bike lanes.	Design complete Bid phase	yes	Several bioretention facilities included in project design.
B	Embarcadero Bridge	Replacement of bridge over Lake Merritt Channel	Construction	Yes	Bioretention facilities are being installed on both sides of the bridge.
B	High Street, Courtland Avenue, & Ygnacio Ave Intersection Improvements	Install raised median, pedestrian refuge, curb extension/extend sidewalks, ADA curb ramps, bicycle & pedestrian features, landscaping, and bio-filtration measures.	Construction	Yes	Project includes two bioretention facilities. One is in the median in the middle of the large intersection, the other is at the SE corner of High St. and Courtland Ave. Street runoff will be treated by the facilities.
B	LAMMPS Streetscape Project - Laurel Access to Mills, Maxwell Park & Seminary	Installation of Class I bike/pedestrian path along Macarthur Blvd from High Street to Richards Road	Construction	Yes	Several Bioretention areas included in the project.
B	Lakeside Green Streets Project. Lakeside Drive from 19th Street to Grand Avenue	Park expansion and retrofit, road diet rehabilitation, and rain gardens.	In construction	Yes	Rain gardens (bioretention facilities) will treat road runoff before discharge to Lake Merritt.
B	Latham Square Streetscape Improvements	Reconstructed wide pedestrian area between Broadway and Telegraph Avenue (and 14th and 16th Streets)	Complete	Yes	Bioretention areas accept runoff from Broadway and paved plaza areas.
B	Rainbow Recreation Center Renovations – This is a Regulated Project listed here by mistake in FY 15-16 Report.	Facility and park improvements.	Construction	Yes	Bioswale, riparian habitat enhancement, new gardens (native plant and butterfly). <u>This is a Regulated Project listed here by mistake in the FY 15-16 Report. The Bioswale (bioretention facility) will be constructed in FY 18-19.</u>
B	Sausal Creek Restoration Project in Dimond Park	Daylighting and restoration of 800 linear feet of creek channel and new site landscaping and restroom.	Complete, June 2016	Yes	Creek restoration, bioswale at edge of lawn to handle creek overflows, vegetated areas around bathroom.
B	Stormwater Treatment Units (Tree Wells)	Install six tree well units designed to remove PCBs from stormwater	Complete	Yes	Contech Filterra units

**ATTACHMENT C.4.1**

**City of Oakland**

**List of All Industrial and Commercial Facilities Requiring  
Stormwater Inspections per MRP Provision C.4.b.ii.(2)(d)**

**FY 2017-2018**



This page intentionally left blank

**Attachment C.4.1 - City of Oakland**  
**List of All Industrial and Commercial Facilities**  
**Requiring Stormwater Inspections per MRP Provision C.4.b.ii.(2)(d)**

Number	Business Name	Business Address	City	State	Zip Code	SIC
1	#1 SEAFOOD & CHICKEN LLC	4014 MACARTHUR BLVD	Oakland	CA	94619-1904	5812001
2	1 AUTO REPAIR	3509 FOOTHILL BLVD	Oakland	CA	94601-3606	7549001
3	1/4 LB GIANT BURGERS	2055 MACARTHUR BLVD	Oakland	CA	94602-2214	5812036
4	1/4 LBS GIANT BURGER #3	8026 INTERNATIONAL BLVD	Oakland	CA	94621-2424	5812001
5	100MAC 76	100 MACARTHUR BLVD	Oakland	CA	94610-1321	5541001
6	101 AUTO BODY	5512 MARTIN LUTHER KING JR WAY	Oakland	CA	94609-1616	7532001
7	10TH & WOOD	945 WOOD ST	Oakland	CA	94607-1311	5812001
8	12 SMOG TEST ONLY	4502 E 12TH ST	Oakland	CA	94601-4419	7549001
9	130 CAFE	150 FRANK H OGAWA PLZ STE H	Oakland	CA	94612-2007	5812001
10	15 FRESH PRODUCE INC	321 FRANKLIN ST	Oakland	CA	94607-3822	5148001
11	16 DE SEPT TAQUERIA	3438 INTERNATIONAL BLVD	Oakland	CA	94601-3036	5812001
12	1-800 RADIATOR OAKLAND	351 EMBARCADERO	Oakland	CA	94606-5115	5531001
13	1812 COFFEE CO	2224 MACARTHUR BLVD	Oakland	CA	94602-2331	5812001
14	1ST CHOICE AUTO REPAIR	4101 MARTIN LUTHER KING JR WAY	Oakland	CA	94609-2319	7538001
15	1ST QUALITY AUTO	6528 INTERNATIONAL BLVD	Oakland	CA	94621-3644	7538001
16	202020 TASTEFULLY SWEET CONFECTIONS	7711 SUNKIST DR	Oakland	CA	94605-3062	5812009
17	23 BILLIARDS N CAFE	1437 23RD AVE	Oakland	CA	94606-5016	5812001
18	24-7 GAS & FOOD MART	8930 BANCROFT AVE	Oakland	CA	94605-3969	5541001
19	25TH STREET TAPROOM BAR & RESTAURANT INC	2507 BROADWAY	Oakland	CA	94612-3105	5812001
20	2600 BASEMENT	2600 TELEGRAPH AVE # B	Oakland	CA	94612-1714	5812001
21	27 DISCOUNT MARKET	2627 MARTIN LUTHER KING JR WAY	Oakland	CA	94612-1115	5411001
22	3 RINGS MARKET	501 E 18TH ST	Oakland	CA	94606-2413	5411001
23	35TH AVENUE BP	3201 35TH AVE	Oakland	CA	94619-1271	5541001
24	4 LESS SMOG CHECK	2857 BROADWAY	Oakland	CA	94611-5708	7549001
25	4 MUSKETEERS - PIEDMONT AVE LLC	4045 PIEDMONT AVE	Oakland	CA	94611-5208	5812001
26	44 AUTOBODY & PAINT/DEVILS CUSTOM & PAI	950 77TH AVE # 8	Oakland	CA	94621-2513	7532001
27	451 HEGENBERGER GAS INC	451 HEGENBERGER RD	Oakland	CA	94621-1499	5541001

**Attachment C.4.1 - City of Oakland**  
**List of All Industrial and Commercial Facilities**  
**Requiring Stormwater Inspections per MRP Provision C.4.b.ii.(2)(d)**

Number	Business Name	Business Address	City	State	Zip Code	SIC
28	475 CAFE OAKLAND	475 14TH ST STE 110	Oakland	CA	94612-1968	5812001
29	4M FOODS	6349 MACARTHUR BLVD	Oakland	CA	94605-1635	5411001
30	5 STARS MARKET	3145 SAN PABLO AVE	Oakland	CA	94608-4533	5411001
31	50 TEA	1004 WEBSTER ST	Oakland	CA	94607-4224	5812001
32	510 AUTO TECH	8670 INTERNATIONAL BLVD	Oakland	CA	94621-1503	7538001
33	55TH TIRE & SERVICE	5500 INTERNATIONAL BLVD	Oakland	CA	94621-4402	5531001
34	5TH AVE GAS & FOOD MART	510 INTERNATIONAL BLVD	Oakland	CA	94606-2910	5541001
35	65TH STREET MARKET	6444 SAN PABLO AVE	Oakland	CA	94608-1234	5411001
36	66TH BANCROFT MARKET	6633 BANCROFT AVE	Oakland	CA	94605-2001	5411001
37	7 AMIGOS MARKET	8135 BANCROFT AVE	Oakland	CA	94605-3401	5411001
38	7 DAY TIRE AND SHOP	8332 INTERNATIONAL BLVD	Oakland	CA	94621-1876	5531001
39	7 ELEVEN #2369-14178C	4720 MACARTHUR BLVD	Oakland	CA	94619-2761	5411001
40	7 ELEVEN #2369-18608E	4100 BROADWAY	Oakland	CA	94611-5112	5411001
41	7 ELEVEN 2369-26872B	324 23RD AVE	Oakland	CA	94606-5303	5411002
42	7 ELEVEN 2369-32181 B	4193 PIEDMONT AVE	Oakland	CA	94611-5109	5411001
43	7 ELEVEN 2369-37634A	506 INTERNATIONAL BLVD	Oakland	CA	94606-2910	5411002
44	7 ELEVEN STORE #2369-39541A	4251 INTERNATIONAL BLVD	Oakland	CA	94601-4537	5411001
45	7 SEAS FOOD AND LIQUOR	1615 MACARTHUR BLVD	Oakland	CA	94602-1606	5411001
46	76 C-STOP	6125 TELEGRAPH AVE	Oakland	CA	94609-1324	5541001
47	76 OAKLAND SMOG	3220 LAKESHORE AVE	Oakland	CA	94610-2720	7549001
48	76 OAKLAND SMOG	4276 MACARTHUR BLVD	Oakland	CA	94619-1908	7549001
49	77 DISCOUNT MARKET	7618 INTERNATIONAL BLVD	Oakland	CA	94621-2728	5411001
50	7-ELEVEN INC STORE 20009D	2350 HARRISON ST	Oakland	CA	94612-3712	5411001
51	7-ELEVEN STORE 2212-14170F	5741 THORNHILL DR	Oakland	CA	94611-2144	5411001
52	7-ELEVEN STORE 2232-14174E	3500 GRAND AVE	Oakland	CA	94610-2010	5411001
53	7TH ST CAFE & COFFEE	1612 7TH ST	Oakland	CA	94607-1314	5812001
54	7TH ST FOOD & LIQUOR	1460 7TH ST	Oakland	CA	94607-1982	5411001
55	880 AUTO BODY SHOP INC	4401 E 12TH ST	Oakland	CA	94601-4416	7538001
56	9 JULIO EMPANADA KITCHEN	2914 MADERA AVE	Oakland	CA	94619-3372	5812001

**Attachment C.4.1 - City of Oakland**  
**List of All Industrial and Commercial Facilities**  
**Requiring Stormwater Inspections per MRP Provision C.4.b.ii.(2)(d)**

Number	Business Name	Business Address	City	State	Zip Code	SIC
57	98TH GAS	1141 98TH AVE	Oakland	CA	94603-2404	5541001
58	A & A CORNER MARKET	2520 FOOTHILL BLVD	Oakland	CA	94601-1139	5411001
59	A & A GAS & MART	2200 TELEGRAPH AVE	Oakland	CA	94612-2316	5541001
60	A & B AUTO CENTER	5325 INTERNATIONAL BLVD	Oakland	CA	94601-5701	7538001
61	A & B SEAFOOD, INC.	800 FRANKLIN ST	Oakland	CA	94607-4202	5411001
62	A & G MARKET	1849 E 21ST ST	Oakland	CA	94606-4112	5411001
63	A & M FOOD MARKET INC	1774 82ND AVE	Oakland	CA	94621-2221	5141001
64	A & M LIQUOR	1301 MACARTHUR BLVD	Oakland	CA	94602-1035	5921001
65	A & Y FOOD MARKET LLC	387 9TH ST	Oakland	CA	94607-4242	5812001
66	A AND A TIRE SERVICE AND AUTO REPAIR	1093 61ST ST	Oakland	CA	94608-2329	7538001
67	A B C TRANSMISSIONS OF OAKLAND	8925 SAN LEANDRO ST	Oakland	CA	94621-1201	7538001
68	A B TRUCKING	10 BURMA RD	Oakland	CA	94607-1010	4212001
69	A BEAUTIFUL SWAN CUSTOM CATERING	770 19TH ST	Oakland	CA	94612-1015	5812001
70	A M S Transportation Co	1700 24th	Oakland	CA	94607-1733	4214
71	A MARKET	5650 MARKET ST	Oakland	CA	94608-2837	5411001
72	A PLUS TIRE AND WHEELS	3500 FOOTHILL BLVD	Oakland	CA	94601-3607	5531001
73	A TASTE OF DENMARK	3401 TELEGRAPH AVE	Oakland	CA	94609-3002	5812001
74	A TASTE OF PARADISE CATERING	3020 57TH AVE	Oakland	CA	94605-1120	5812001
75	A&E AUTO BODY SHOP LLC	7933 INTERNATIONAL BLVD	Oakland	CA	94621-2615	7532001
76	A. M. IRON	1009 90TH AVE	Oakland	CA	94603-1249	3312001
77	A.M. SHELL STATION	230 W MACARTHUR BLVD	Oakland	CA	94611-5350	5541001
78	A.S.E. AUTO REPAIR	611 85TH AVE	Oakland	CA	94621-1254	7538001
79	A+ BURGER	6228 TELEGRAPH AVE	Oakland	CA	94609-1327	5812001
80	A-1 AUTO COLLISION	8227 INTERNATIONAL BLVD	Oakland	CA	94621-2233	7532001
81	A-1 AUTO EXPRESS	1774 82ND AVE	Oakland	CA	94621-2221	7538001
82	A-1 CUSTOM WORKS	8670 INTERNATIONAL BLVD	Oakland	CA	94621-1503	7538001
83	A2 CAFE	5212 BROADWAY	Oakland	CA	94618-1426	5812001
84	AAA ROASTERS LLC	1024 9TH AVE	Oakland	CA	94606-3704	5149001
85	AAA SAN PABLO FUEL INC	3420 SAN PABLO AVE	Oakland	CA	94608-4234	5541001

**Attachment C.4.1 - City of Oakland**  
**List of All Industrial and Commercial Facilities**  
**Requiring Stormwater Inspections per MRP Provision C.4.b.ii.(2)(d)**

Number	Business Name	Business Address	City	State	Zip Code	SIC
86	AAMCO TRANSMISSIONS	3050 BROOK ST	Oakland	CA	94611-5716	7538001
87	Aaron Metals Co Inc	750 105th Ave	Oakland	CA	94603-3604	5093
88	ABC BUFFET, INC.	4108 INTERNATIONAL BLVD	Oakland	CA	94601-4073	5812001
89	ABDUL WAKIL HAROONI	950 3RD ST	Oakland	CA	94607-2502	5812001
90	A-BEN'S BURGER & TERIYAKI	10921 MACARTHUR BLVD	Oakland	CA	94605-5255	5812001
91	ABES LOTTO LIQUOR	10125 INTERNATIONAL BLVD	Oakland	CA	94603-3203	5921001
92	ABESHA ETHIOPIAN CUISINE	4929 SHATTUCK AVE	Oakland	CA	94609-2006	5812001
93	Abf Freight Sys Inc	4575 Tidewater Ave	Oakland	CA	94601-3917	4213
94	ABI Foundry	7825 San Leandro St	Oakland	CA	94621-2515	3321
95	Able Metal Plating Inc	932 86th Avenue	Oakland	CA	94603-1239	3471
96	ABLE METAL PLATING, INC	932 86TH AVE	Oakland	CA	94621-1642	3471001
97	ABURAYA	362 17TH ST	Oakland	CA	94612-3335	5812001
98	ABURAYA	380 15TH ST	Oakland	CA	94612-3309	5812001
99	ABYSSINIA MARKET	2525 TELEGRAPH AVE # A	Oakland	CA	94612-1711	5411001
100	AC Transit	10626 International Blvd	Oakland	CA	94603-3806	4173
101	AC Transit	1100 Seminary Ave	Oakland	CA	94621-3948	4173
102	AC TRUCK REPAIR	2226 MYRTLE ST	Oakland	CA	94607-3431	7538001
103	ACAPULCO GARAGE	1421 HIGH ST	Oakland	CA	94601-4533	7538001
104	ACEVEDO & SONS AUTO REPAIR	8515 SAN LEANDRO ST STE C	Oakland	CA	94621-1238	7538001
105	ACTION AUTO CARE LLC	1557 105TH AVE	Oakland	CA	94603-3234	7538001
106	ADAMS MEDITERRANEAN GRILL & CAFE	1442 FRANKLIN ST	Oakland	CA	94612-3202	5812001
107	ADDIS ETHIOPIAN RESTAURANT	6100 TELEGRAPH AVE	Oakland	CA	94609-1325	5812001
108	ADELINE GROCERY INC	749 ADELINE ST	Oakland	CA	94607-2607	5411001
109	ADELINE LIQUOR	5702 ADELINE ST	Oakland	CA	94608-2816	5921001
110	ADNAN MARKET	2539 MARKET ST	Oakland	CA	94607-3437	5331001
111	ADRIANS CUSTOM	910 92ND AVE	Oakland	CA	94603-1218	7532001
112	ADVANCE STARTERS & ALTERNATORS OF USA	850 42ND AVE	Oakland	CA	94601-4035	5531001
113	AFRICAN CARIBBEAN FOOD MARKET	547 8TH ST	Oakland	CA	94607-3933	5411001

**Attachment C.4.1 - City of Oakland**  
**List of All Industrial and Commercial Facilities**  
**Requiring Stormwater Inspections per MRP Provision C.4.b.ii.(2)(d)**

Number	Business Name	Business Address	City	State	Zip Code	SIC
114	AG SUPPLIES DBA TRADER JANE	850 42 AVE G	Oakland	CA	94601-4035	5261001
115	AGAVE UPTOWN	2135 FRANKLIN ST	Oakland	CA	94612-3003	5812001
116	AGKUSTOMS BODYSHOP	2690 COOLIDGE AVE	Oakland	CA	94601-2638	7699001
117	Agricultural Bag Manufacturing	960 98th Ave	Oakland	CA	94603-2347	2393, 2673
118	AHI MAHI FISH GRILL	8460 EDGEWATER DR STE D	Oakland	CA	94621-1488	5812001
119	AIBAN MARKET	701 60TH ST	Oakland	CA	94609-1421	5411001
120	AISLE 5 OAKLAND	3320 GRAND AVE	Oakland	CA	94610-2737	5812036
121	AJS AUTO CLINIC	6006 SAN PABLO AVE	Oakland	CA	94608-2208	7538001
122	AJUZOUN JAPANESE AMERICAN STEAK	15 EMBARCADERO W	Oakland	CA	94607-4503	5812001
123	AK MOTORS	1940 UNION ST 8	Oakland	CA	94607-2352	5571001
124	AKAT CAFE KALLI - CAFE SIN FRONTERAS	1603 2ND AVE	Oakland	CA	94606-1713	5812001
125	AL ATTLES CALIFORNIA CHEESESTEAKS	7000 COLISEUM WAY	Oakland	CA	94621-1917	5812001
126	AL SHUJA MARKET	8017 MACARTHUR BLVD	Oakland	CA	94605-3545	5411001
127	ALAMEDA IMPORT AUTOMOTIVE, LLC	1235 48TH AVE	Oakland	CA	94601-5119	7539001
128	ALAMEDA PALLETS	2982 E 7TH ST	Oakland	CA	94601-2834	2448001
129	ALASKA GASOLINE INC	6211 SAN PABLO AVE	Oakland	CA	94608-2227	5983001
130	AL-AWDIS MINI MART AND KITCHEN	3841 WEST ST	Oakland	CA	94608-3829	5399001
131	ALBERT DICRUTTALO	2226 8TH AVE	Oakland	CA	94606-2010	3441001
132	ALBERTOS AUTO REPAIR	801 54TH AVE	Oakland	CA	94601-5641	7539001
133	ALBERTOS CAR WASH	5625 FOOTHILL BLVD	Oakland	CA	94605-1030	7542001
134	ALCHEMY BOTTLE SHOP	3256 GRAND AVE	Oakland	CA	94610-2739	5921001
135	ALCHEMY METALWORKS	2440 ADELIN ST	Oakland	CA	94607-2444	3411001
136	ALEM H KASHAI	3909 MARTIN LUTHER KING JR WAY	Oakland	CA	94609-2315	7539001
137	ALEMS COFFEE	5353 CLAREMONT AVE	Oakland	CA	94618-1085	5812001
138	ALEX AND ANGELS TIRES	5443 SHATTUCK AVE	Oakland	CA	94609-1620	7534001
139	ALEXIA AUTOMOTRIZ	6410 INTERNATIONAL BLVD	Oakland	CA	94621-3854	7539001
140	ALEXS UPHOLSTERY AUTO SHOP	5319 INTERNATIONAL BLVD	Oakland	CA	94601-5701	7532001
141	ALFA AUTO REPAIR & AUTOBODY	7508 INTERNATIONAL BLVD	Oakland	CA	94621-2844	7532001
142	ALFONSOS TINT CENTER	4200 INTERNATIONAL BLVD STE B	Oakland	CA	94601-4530	7549001

**Attachment C.4.1 - City of Oakland**  
**List of All Industrial and Commercial Facilities**  
**Requiring Stormwater Inspections per MRP Provision C.4.b.ii.(2)(d)**

Number	Business Name	Business Address	City	State	Zip Code	SIC
143	ALGAHIM MARKET	2736 35TH AVE	Oakland	CA	94619-1002	5411001
144	ALHAITHANI CORPORATION	3615 FOOTHILL BLVD	Oakland	CA	94601-3627	5411001
145	ALI'S GOURMET	344 20TH ST	Oakland	CA	94612-3577	5812001
146	ALL AMERICAN FOOD SERVICE	8400 BALDWIN ST	Oakland	CA	94621-1923	5149001
147	ALL BAKED	537 ATHOL AVE	Oakland	CA	94606-1507	5812001
148	ALL DAY	10724 APRICOT ST	Oakland	CA	94603-3824	5812036
149	ALL GREEN PRODUCE	4095 FOOTHILL BLVD	Oakland	CA	94601-4256	5148001
150	ALL MERCEDES AUTO REPAIR	1225 7TH ST	Oakland	CA	94607-2174	7539001
151	ALL MUFFLERS DISCOUNTED & TIRES	4256 INTERNATIONAL BLVD	Oakland	CA	94601-4538	7539001
152	ALL SEASONS PRODUCE	370 2ND ST	Oakland	CA	94607-4136	5149001
153	ALL SMOGS DONE	4258 INTERNATIONAL BLVD	Oakland	CA	94601-4538	7549001
154	ALL STAR FAST FOOD	898 W GRAND AVE	Oakland	CA	94607-3458	5812001
155	ALLIED CONCRETE READY MIX	3211 WOOD ST	Oakland	CA	94608-4031	3271001
156	ALLIED SYSTEMS	3005 E 12TH ST	Oakland	CA	94601-2210	7534001
157	ALL-MART	6421 INTERNATIONAL BLVD	Oakland	CA	94621-3853	5141001
158	ALLSTAR AUTO BODY	3658 FOOTHILL BLVD	Oakland	CA	94601-3628	7532001
159	ALLSTAR TRANSPORT, INC	8724 G ST	Oakland	CA	94621-1224	4212001
160	ALOHA MARKET	718 WEBSTER ST	Oakland	CA	94607-4228	5141001
161	ALPHABET CITY AUTO SHOP	1141 98TH AVE	Oakland	CA	94603-2404	7539001
162	AMAL DELI	3201 TELEGRAPH AVE	Oakland	CA	94609-3015	5812001
163	Amazon DOT com DOT NVDC LLC UCA8	6701 San Pablo Ave	Oakland	CA	94608-1244	4225
164	AMAZONAS PIZZA	2427 TELEGRAPH AVE	Oakland	CA	94612-2404	5812001
165	AMERICAN AUTO COLLISION	3927 INTERNATIONAL BLVD	Oakland	CA	94601-4011	7532001
166	AMERICAN AUTO UPHOLSTERY & GLASS	3080 BROADWAY	Oakland	CA	94611-5713	7532001
167	AMERICAN CYLINDER HEAD REPAIR	499 LESSER ST	Oakland	CA	94601-4916	7363001
168	AMERICAN TRANSPORTATION SERVICES,INC	8501 SAN LEANDRO ST	Oakland	CA	94621-1239	7699001
169	AMERICAN WESTERN GRAPHICS CORP/ROSIN ENT	10027 PIPPIN ST	Oakland	CA	94603-3027	3471001

**Attachment C.4.1 - City of Oakland**  
**List of All Industrial and Commercial Facilities**  
**Requiring Stormwater Inspections per MRP Provision C.4.b.ii.(2)(d)**

Number	Business Name	Business Address	City	State	Zip Code	SIC
170	Ameron Pole Prod	4417 Oakport St	Oakland	CA	94601-3913	3272, 3446
171	AMIGOS AUTO BODY, LLC	3714 FOOTHILL BLVD	Oakland	CA	94601-3630	7532001
172	Amnav Maritime Corporation	201 Burma Rd	Oakland	CA	94607-1018	4492
173	AMORS AUTO ELECTRIC REPAIR	1970 SEMINARY AVE	Oakland	CA	94621-4166	7363001
174	Amtrak Oakland Maintenance Facility	1303 3rd St	Oakland	CA	94607-1803	4011
175	AN ELEGANT AFFAIR	8004 MCCORMICK AVE	Oakland	CA	94605-3614	5812001
176	ANALOG LLC	414 14TH ST	Oakland	CA	94612-2702	5812001
177	ANDRES MOTOR SPORTS/CLEANGREEN COLLISION	2408 MANDELA PKWY	Oakland	CA	94607-1739	7532001
178	ANGEL CAKES	745 5TH ST	Oakland	CA	94607-3019	5461001
179	ANGELES AUTO BODY REPAIR	8925 SAN LEANDRO ST BLDG F	Oakland	CA	94621-1201	7532001
180	ANGELITAS HOT-DOGS	3851 INTERNATIONAL BLVD	Oakland	CA	94601-4009	5812001
181	ANGULO AUTO UPHOLSTERY	1336 89TH AVE	Oakland	CA	94621-1124	7532001
182	ANH HONG - BO 7 MON	725 INTERNATIONAL BLVD	Oakland	CA	94606-2901	5812036
183	Anheuser Busch Sales of Oakland	8380 Pardee Drive	Oakland	CA	94621-1481	9999, 4212
184	ANNAPURNA RESTAURANT & BAR	948 CLAY ST	Oakland	CA	94607-3906	5812001
185	ANNIES DELI	595 15TH ST	Oakland	CA	94612-1409	5812001
186	ANTHONYS AUTO COLLISION CENTER	6598 SAN PABLO AVE	Oakland	CA	94608-1284	7532001
187	ANTIGUA AUTO REPAIR	2520 WEST ST # A	Oakland	CA	94612-1128	7539001
188	ANTS AUTO COLLISION SHOP	2300 MARKET ST STE C	Oakland	CA	94607-3450	7532001
189	ANTWAN IMMA	818 30TH ST	Oakland	CA	94608-4510	7542001
190	ANULAS CAFE	1319 FRANKLIN ST	Oakland	CA	94612-3207	5812001
191	AO APPLIANCE REPAIR	2618 77TH AVE	Oakland	CA	94605-2814	7699001
192	APELILA & J, LLC ONO HAWAIIAN BBQ	2990 E 9TH ST	Oakland	CA	94601-2961	5812001
193	APPLIED MATERIALS & ENGINEERING, INC	980 41ST ST	Oakland	CA	94608-3708	3559001
194	APT C BAR LOUNGE & RESTAURANT	8916 INTERNATIONAL BLVD	Oakland	CA	94621-1104	5812001
195	AQUA FRESH SEAFOOD	10823 MACARTHUR BLVD # A	Oakland	CA	94605-5256	5812001
196	ARAMARK SERVICES INC	7000 COLISEUM WAY	Oakland	CA	94621-1917	5812001
197	ARBOR CAFE	4210 TELEGRAPH AVE	Oakland	CA	94609-2408	5812001



**Attachment C.4.1 - City of Oakland**  
**List of All Industrial and Commercial Facilities**  
**Requiring Stormwater Inspections per MRP Provision C.4.b.ii.(2)(d)**

Number	Business Name	Business Address	City	State	Zip Code	SIC
198	ARCO AM/PM	9800 INTERNATIONAL BLVD	Oakland	CA	94603-2512	5541001
199	Argent Materials Recycle Yard	8300 Baldwin St	Oakland	CA	94621-1926	5093, 1442
200	ARIA GRILL & CUISINE	308 14TH ST	Oakland	CA	94612-3907	5812001
201	ARIANA HOT DOG	1579 MIDDLE HARBOR RD	Oakland	CA	94607-1808	5812001
202	ARMANDO CERVANTES PAINTLESS DENT REPAIR	2984 FRYE ST	Oakland	CA	94602-3545	7532001
203	ARMANDO MALDONADO	1624 98TH AVE	Oakland	CA	94603-2605	4215001
204	ARNE AUTO REPAIR	7520 INTERNATIONAL BLVD	Oakland	CA	94621-2844	7539001
205	AROMA CAFE	1901 HARRISON ST STE 101	Oakland	CA	94612-3501	5812001
206	AROMA CAFE & BAKERY	1900 FRANKLIN ST	Oakland	CA	94612-2906	5812001
207	ARRWA ONE STOP MARKET	8607 BANCROFT AVE	Oakland	CA	94605-3915	5411001
208	Art Craft Co	10441 Edes Ave	Oakland	CA	94603-3015	3272
209	ARTISON FOOD PRODUCTIONS INC.	4029 PIEDMONT AVE	Oakland	CA	94611-5208	5812001
210	ARYANA HOT DOG	6300 COLISEUM WAY	Oakland	CA	94621	5812001
211	A'S COIN-UP CARWASH	957 E 12TH ST	Oakland	CA	94606-3723	7542001
212	A'S GIANT CORP	4215 MACARTHUR BLVD	Oakland	CA	94619-1907	5812036
213	ASA LIQUORS	5909 MARKET ST	Oakland	CA	94608-1328	5921001
214	ASIA COFFEE SHOP & RESTAURANT 2	1245 6TH AVE	Oakland	CA	94606-2903	5812001
215	ASIAN SNACKS	1243 33RD AVE	Oakland	CA	94601-2921	5812001
216	ASMARA RESTAURANT	5020 TELEGRAPH AVE # 302	Oakland	CA	94609-2014	5812001
217	ASMARINA CAFE	6101 SHATTUCK AVE	Oakland	CA	94609-1234	5812001
218	ASPHALT PLANT	344 HIGH ST	Oakland	CA	94601-3902	2951001
219	Asphalt Shingle Recyclers	5900 Coliseum Wy	Oakland	CA	94621-4042	5093
220	ATC COLORS LLC	631 85TH AVE	Oakland	CA	94621-1254	5531001
221	ATHENIAN DELI & CAFE	2125 FRANKLIN ST	Oakland	CA	94612-3003	5812001
222	ATOMIC CUP	111 GRAND AVE	Oakland	CA	94612-3717	5812001
223	ATTAH AFRICA CARIBBEAN MARKET	2541 TELEGRAPH AVE STE A	Oakland	CA	94612-1711	5141001
224	AU OAKLAND	2430 BROADWAY	Oakland	CA	94612-2417	5812001
225	AUDI MAZDA OF OAKLAND	2560 WEBSTER ST	Oakland	CA	94612-3120	7539001

**Attachment C.4.1 - City of Oakland**  
**List of All Industrial and Commercial Facilities**  
**Requiring Stormwater Inspections per MRP Provision C.4.b.ii.(2)(d)**

Number	Business Name	Business Address	City	State	Zip Code	SIC
226	AUNT MARYS CAFE	4640 TELEGRAPH AVE	Oakland	CA	94609-2022	5812001
227	AUSAR AUSET NATURAL FOODS-SENBEB INC	5134 FOOTHILL BLVD	Oakland	CA	94601-5307	5499001
228	AUTHENTIC BAGEL COMPANY	463 2ND ST	Oakland	CA	94607-3839	2051001
229	AUTO BODY CUSTOM SHOP	8670 INTERNATIONAL BLVD	Oakland	CA	94621-1503	7532001
230	AUTO BOUTEEK	507 23RD AVE	Oakland	CA	94606-5306	7539001
231	AUTO CARE SHOP	299 29TH ST	Oakland	CA	94611-5704	7538001
232	AUTO PLUS	5401 SAN LEANDRO ST # C	Oakland	CA	94601-5650	5511001
233	AUTO REPAIR MASTER INC	448 25TH ST	Oakland	CA	94612-2409	7539001
234	AUTO ROW SMOG TEST ONLY	3060 BROADWAY	Oakland	CA	94611-5713	7549001
235	AUTO SAVER	2601 35TH AVE	Oakland	CA	94619-1001	7539001
236	AUTO SOLUTIONS, LLC	410 PENDLETON WAY # 13	Oakland	CA	94621-2151	7539001
237	AUTO TECH WEST	2703 MARTIN LUTHER KING JR WAY	Oakland	CA	94612-1117	7539001
238	AUTO WORKS & COMPANY	3900 FOOTHILL BLVD	Oakland	CA	94601-4237	7539001
239	AUTO WORLD BODY & FRAME	844 E 12TH ST	Oakland	CA	94606-3627	7532001
240	AUTO ZONE 3371	7200 BANCROFT AVE	Oakland	CA	94605-2403	5531001
241	AUTOBAHN CAFE	571 5TH ST	Oakland	CA	94607-3500	5812001
242	AUTOCOM NISSAN OF OAKLAND	2735 BROADWAY	Oakland	CA	94612-3109	5511001
243	AUTOELECTRICS	1429 14TH AVE UNIT C	Oakland	CA	94606-4407	5015001
244	AUTOMASTERS	6200 SHATTUCK AVE	Oakland	CA	94609-1237	7539001
245	AUTOMAX OF BAY AREA INC.	1750 E 12TH ST	Oakland	CA	94606-4514	7539001
246	AUTOMOTIVE COLLISION REPAIR	365 26TH ST	Oakland	CA	94612-2410	7532001
247	AUTOPORT CAR REPAIR SERVICE	3901 SAN LEANDRO ST	Oakland	CA	94601-4039	7538001
248	AUTOTRENDS	2840 BROADWAY	Oakland	CA	94611-5709	7532001
249	AUTOZONE #3357	3525 MACARTHUR BLVD	Oakland	CA	94619-1325	5531001
250	AUTOZONE #4151	807 27TH ST	Oakland	CA	94607-3423	5531001
251	AUTOZONE PARTS, INC	3050 E 9TH ST	Oakland	CA	94601-2937	5531001
252	AVIS RENT A CAR SYSTEM LLC	2428 WEBSTER ST	Oakland	CA	94612-3118	7514001
253	AYUBY ICE CREAM	2783 E 12TH ST	Oakland	CA	94601-1504	5812001

**Attachment C.4.1 - City of Oakland**  
**List of All Industrial and Commercial Facilities**  
**Requiring Stormwater Inspections per MRP Provision C.4.b.ii.(2)(d)**

Number	Business Name	Business Address	City	State	Zip Code	SIC
254	AZIT	4390 TELEGRAPH AVE STE A	Oakland	CA	94609-2054	5812001
255	AZM BODYWORKX	1401 JACKSON ST	Oakland	CA	94612-4086	7532001
256	B P Marble Prod Inc	1044 44th Ave	Oakland	CA	94601-4425	2821
257	B & H AUTO SERVICE	851 E 12TH ST	Oakland	CA	94606-3626	7539001
258	B & J AUTO CENTER INC	5901 COLISEUM WAY	Oakland	CA	94621-4041	5999001
259	B & J TIRES & WHEELS INC	5325 INTERNATIONAL BLVD	Oakland	CA	94601-5701	5014001
260	B & M CAFE	288 11TH ST STE D	Oakland	CA	94607-4460	5812001
261	B & N WHOLESALE	320 6TH ST	Oakland	CA	94607-4110	5148001
262	B & S DISMANTLER	8925 SAN LEANDRO ST UNIT B	Oakland	CA	94621-1201	5599001
263	B AND M AUTO	9901 PIPPIN ST	Oakland	CA	94603-2315	7532001
264	BA LE FRENCH COFFEE SHOP	812 FRANKLIN ST	Oakland	CA	94607-4202	5812001
265	BA LE SANDWICH LLC	1909 INTERNATIONAL BLVD STE A	Oakland	CA	94606-4813	5812001
266	BA-BITE	3905 PIEDMONT AVE	Oakland	CA	94611-5351	5812001
267	BABY CAFE LLC	358 11TH ST	Oakland	CA	94607-4247	5812001
268	BABY KAKES LLC	1937 26TH AVE	Oakland	CA	94601-1765	5812001
269	BACHEESO	246 GRAND AVE	Oakland	CA	94610-4724	5812001
270	BAGEL STREET CAFE	501 14TH ST STE 120	Oakland	CA	94612-1415	5812001
271	BAIA PASTA	431 WATER ST	Oakland	CA	94607-3740	5812001
272	BAJA TAQUERIA	4070 PIEDMONT AVE	Oakland	CA	94611-5221	5812001
273	BAKED BY K	4096 PIEDMONT AVE STE 551	Oakland	CA	94611-5221	5461001
274	BAKER MARBLE & GRANITE CORP	2430 UNION ST	Oakland	CA	94607-2418	3281001
275	BANANA BLOSSOM THAI CUISINE	4228 PARK BLVD	Oakland	CA	94602-1312	5812001
276	BANCROFT COMPLETE AUTO REPAIR	5342 BANCROFT AVE	Oakland	CA	94601-5808	7539001
277	BANCROFT GAS CORP (Valero Gas Station)	7225 BANCROFT AVE	Oakland	CA	94605-2407	5541001
278	BANGKOK GARDEN	5231 COLLEGE AVE	Oakland	CA	94618-1414	5812036
279	BAR OESTE	722 CLAY ST	Oakland	CA	94607-3921	5812001
280	BARBARA LLEWELLYN CATERING & EVENT PLAN	434 25TH ST	Oakland	CA	94612-2409	5812001
281	BARCESAR	4039 PIEDMONT AVE	Oakland	CA	94611-5208	5812001

**Attachment C.4.1 - City of Oakland**  
**List of All Industrial and Commercial Facilities**  
**Requiring Stormwater Inspections per MRP Provision C.4.b.ii.(2)(d)**

Number	Business Name	Business Address	City	State	Zip Code	SIC
282	BARCOTE ETHIOPIAN RESTAURANT	6430 TELEGRAPH AVE	Oakland	CA	94609-1112	5812001
283	BARE KNUCKLE PIZZA	351 12TH ST	Oakland	CA	94607-4248	5812001
284	BARLAGO ITALIAN KITCHEN	550 GRAND AVE	Oakland	CA	94610-3515	5812001
285	BARNEYS COLLEGE	5819 COLLEGE AVE	Oakland	CA	94618-1602	5812001
286	BARNEY'S PIEDMONT INC	4162 PIEDMONT AVE	Oakland	CA	94611-5110	5812001
287	BARRERA'S PRODUCE	1833 FOOTHILL BLVD	Oakland	CA	94606-4637	4215001
288	BART OAC Maintenance Facility	70 Hegenberger Road	Oakland	CA	94621-1406	4111
289	BARTLETT CABINET INC	730 105TH AVE	Oakland	CA	94603-3604	2434001
290	BASIL PIZZERIA	300 13TH ST	Oakland	CA	94612-3917	5812001
291	BAT COUNTRY LLC	1618 FRANKLIN ST	Oakland	CA	94612-2806	5812036
292	BATCH PASTRIES, LLC	2220 MOUNTAIN BLVD STE 140	Oakland	CA	94611-2905	2051001
293	BATTAM BANG	850 BROADWAY	Oakland	CA	94607-4016	5812001
294	BATTERY SPECIALISTS	2824 SAN PABLO AVE	Oakland	CA	94608-4529	5531001
295	BAY AREA AUTO REPAIR	550 E 12TH ST	Oakland	CA	94606-2907	7539001
296	BAY AREA CONTAINER TRANSPORT	3427 ETTIE ST	Oakland	CA	94608-4017	4212001
297	BAY AREA CYLINDER HEAD	732 E 12TH ST	Oakland	CA	94606-3625	753802
298	BAY AREA ENGINE EXCHANGE	1285 47TH AVE	Oakland	CA	94601-5115	753802
299	BAY AREA LIQUORS	3148 SAN PABLO AVE	Oakland	CA	94608-4534	5921001
300	BAY AREA PALLETS	1025 47TH AVE	Oakland	CA	94601-5113	2448001
301	Bay Area Rapid Transit Oakland	601 E 8th St	Oakland	CA	94606-3606	4013
302	BAY AUTO CENTER	610 OAK ST	Oakland	CA	94607-4732	7532001
303	BAY AUTO CENTER	810 23RD AVE	Oakland	CA	94606-5342	7532001
304	BAY BRIDGE AUTO BODY	2130 90TH AVE	Oakland	CA	94603-1803	7532001
305	BAY CITY ALTERNATORS	8807 INTERNATIONAL BLVD	Oakland	CA	94621-1101	5531001
306	BAY CITY AUTO & TRANSMISSION REPAIR	1220 47TH AVE	Oakland	CA	94601-5116	7539001
307	BAY FUNG TONG SEAFOOD TEA HOUSE	1916 FRANKLIN ST	Oakland	CA	94612-2906	5812001
308	BAY MOTOR SPORT SERVICES, INC	1118 5TH AVE	Oakland	CA	94606-2834	7539001
309	BAY SPROUTS	10000 SKYLINE BLVD	Oakland	CA	94619-2450	5812001
310	BAYGREEN SALAD & MORE	2225 WEBSTER ST	Oakland	CA	94612-3013	5812001

**Attachment C.4.1 - City of Oakland**  
**List of All Industrial and Commercial Facilities**  
**Requiring Stormwater Inspections per MRP Provision C.4.b.ii.(2)(d)**

Number	Business Name	Business Address	City	State	Zip Code	SIC
311	BAYVIEW MARKET & LIQUOR	10459 EDES AVE	Oakland	CA	94603-3015	5411001
312	BBQ HUT	2608 MARKET ST	Oakland	CA	94607-3440	5812001
313	B-DAMA INC.	536 9TH ST	Oakland	CA	94607-3938	5812001
314	B-DAMA INC.	907 WASHINGTON ST STE H	Oakland	CA	94607-4097	5812001
315	BEALLO CATERING	592 MOUNTAIN BLVD	Oakland	CA	94611-1821	5812001
316	BEAUTYS BAGEL SHOP	3838 TELEGRAPH AVE	Oakland	CA	94609-2420	5812001
317	BEAUTY'S BAGEL SHOP	1700 FRANKLIN ST	Oakland	CA	94612-3408	5812001
318	BECKYS CHINESE RESTAURANT	5620 COLLEGE AVE	Oakland	CA	94618-1541	5812001
319	BEEF NOODLE SOUP 84 INC	354 17TH ST	Oakland	CA	94612-3335	5812001
320	BEER BARON	5900 COLLEGE AVE	Oakland	CA	94618-1326	5812001
321	BEER REVOLUTION	464 3RD ST	Oakland	CA	94607-3834	5999001
322	BELCAMPO MEAT COMPANY	369 3RD ST	Oakland	CA	94607-4103	5812001
323	BELGIAN BIER CAFE LLC	460 8TH ST	Oakland	CA	94607-3935	5812001
324	BELI DELI, INC	8105 EDGEWATER DR STE 109	Oakland	CA	94621-2017	5812001
325	BELLANICO	4238 PARK BLVD	Oakland	CA	94602-1312	5812001
326	BELOTTI RISTORANTE E BOTTEGA	5403 COLLEGE AVE	Oakland	CA	94618-1502	5812001
327	BEN & NICKS BAR & GRILL (CATO CORP)	5612 COLLEGE AVE	Oakland	CA	94618-1541	5812001
328	BENJAMIN MOORE	8350 PARDEE DR	Oakland	CA	94621-1481	5231001
329	BENNER AUTO REPAIR INC	488 25TH ST	Oakland	CA	94612-2409	7539001
330	BENS DAIRY FREEZE	10921 MACARTHUR BLVD	Oakland	CA	94605-5255	5812001
331	BENS RESTAURANT	398 3RD ST	Oakland	CA	94607-4138	5812001
332	BERNARDINI ENTERPRISES INC	745 KEVIN CT	Oakland	CA	94621-4039	4212001
333	BESA QUALITY AUTO CARE	2350 WEBSTER ST	Oakland	CA	94612-3116	7539001
334	BEST COAST BURRITOE ROCKRIDGE LLC	5108 BROADWAY K107	Oakland	CA	94611-4620	5812036
335	BEST DEAL WHEEL & TIRE INC.	2901 SAN PABLO AVE	Oakland	CA	94608-4528	7534001
336	BEST DETAIL INC	2412 BROADWAY	Oakland	CA	94612-2417	7542001
337	BEST TASTE RESTAURANT & DELI	814 FRANKLIN ST	Oakland	CA	94607-4202	5812001
338	BEST TIRES SALES & SERVICE	1050 98TH AVE	Oakland	CA	94603-2331	7534001
339	BETTER TRADE MARKET	7838 INTERNATIONAL BLVD	Oakland	CA	94621-2614	5411001

**Attachment C.4.1 - City of Oakland**  
**List of All Industrial and Commercial Facilities**  
**Requiring Stormwater Inspections per MRP Provision C.4.b.ii.(2)(d)**

Number	Business Name	Business Address	City	State	Zip Code	SIC
340	BETTS LAKESHORE CHEVRON	3500 LAKESHORE AVE	Oakland	CA	94610-2223	5541001
341	BEVERAGES, & MORE!	525 EMBARCADERO W	Oakland	CA	94607-3565	5812001
342	BEYOND SHEET METAL	1586 35TH AVE REAR	Oakland	CA	94601-3529	3444001
343	BFB WORLD WIDE AUTO SALES	9959 INTERNATIONAL BLVD	Oakland	CA	94603-2513	5511001
344	BHUGAYS KATSU CURRY	578 14TH ST	Oakland	CA	94612-1443	5812001
345	BHUGAYS SUSHI TO GO	1200 CLAY ST STE 150	Oakland	CA	94612-1424	5812001
346	BICA COFFEE HOUSE LLC	5701 COLLEGE AVE	Oakland	CA	94618-1628	5812001
347	BICYCLE COFFEE LLC	364 2ND ST	Oakland	CA	94607-4136	5812001
348	BIEY LEAF	344 20TH ST	Oakland	CA	94612	5812001
349	BIG BAD WOLF BBQ	922 56TH ST	Oakland	CA	94608-3124	5812001
350	BIG BROTHERS	10800 BANCROFT AVE	Oakland	CA	94603-4023	5812001
351	BIG DADDYS CHINESE RESTAURANT INC	3700 TELEGRAPH AVE	Oakland	CA	94609-2418	5812001
352	BIG DIPPER BABY FOOD	344 THOMAS L BERKLEY WAY FL 3	Oakland	CA	94612-3577	5812001
353	BIG DISH	339 9TH ST	Oakland	CA	94607-4211	5812001
354	BIG G BURGER	333 17TH ST	Oakland	CA	94612-3311	5812001
355	BIG MOMMAS KITCHEN	4929 INTERNATIONAL BLVD	Oakland	CA	94601-5213	5812001
356	BIG O TIRE STORE #83	810 W MACARTHUR BLVD	Oakland	CA	94608-3925	7534001
357	BIG SERG BBQ	4717 FOOTHILL BLVD	Oakland	CA	94601-5349	5812001
358	BILL & BILLS BODY SHOP	1500 105TH AVE	Oakland	CA	94603-3235	7532001
359	BILLS AUTO SALES AND AUTOMANIA	2921 FORD ST	Oakland	CA	94601-2820	5511001
360	BILLS DENTS & DINGS REPAIR	515 WELDON AVE	Oakland	CA	94610-1623	7532001
361	BILLY AUTO REPAIR	7520 INTERNATIONAL BLVD A	Oakland	CA	94621-2844	7539001
362	BILLYS SNACKS AND DELI	1938 BROADWAY	Oakland	CA	94612-2206	5812001
363	BINGO SNACK BAR	10800 INTERNATIONAL BLVD	Oakland	CA	94603-3852	5812001
364	BINH MINH QUAN	338 12TH ST	Oakland	CA	94607-4218	5812001
365	BIRD & BUFFALO	4659 TELEGRAPH AVE	Oakland	CA	94609-2021	5812001
366	BIRYANI KABAB	377 13TH ST	Oakland	CA	94612-2636	5812001
367	BIRYANI TIKA KABOB	328 14TH ST	Oakland	CA	94612-3907	5812001
368	BISSAP BAOBAB OAKLAND	381 15TH ST	Oakland	CA	94612-3303	5812001

**Attachment C.4.1 - City of Oakland**  
**List of All Industrial and Commercial Facilities**  
**Requiring Stormwater Inspections per MRP Provision C.4.b.ii.(2)(d)**

Number	Business Name	Business Address	City	State	Zip Code	SIC
369	BLACK AND WHITE MARKET	2681 FRUITVALE AVE	Oakland	CA	94601-2034	5141001
370	BLACK BEAR DINER	405 HEGENBERGER RD	Oakland	CA	94621-1417	5812001
371	BLACK SPRING COFFEE COMPANY	2930 TELEGRAPH AVE	Oakland	CA	94609-3503	5812001
372	BLESSED GARDEN RESTAURANT	419 15TH ST	Oakland	CA	94612-2801	5812001
373	BLOSSOM FOODS	2533 PERALTA ST	Oakland	CA	94607-1703	2048001
374	BLS SOUP AND SANDWICH	10901 MACARTHUR BLVD STE 101	Oakland	CA	94605-5200	5812001
375	BLU MOON LOUNGE	3009 MACARTHUR BLVD	Oakland	CA	94602-3211	5812036
376	BLUE BIRD MARKET	9401 MACARTHUR BLVD	Oakland	CA	94605-4741	5141001
377	BLUE BOTTLE COFFE INC.	480 9TH ST	Oakland	CA	94607-4048	5812010
378	BLUE BOTTLE COFFEE	4270 BROADWAY	Oakland	CA	94611-5130	5812001
379	BLUE NILE ETHIOPIAN RESTURANT, INC	160 14TH ST	Oakland	CA	94612-4360	5812001
380	BLUE NILE XPRESS	5973 SHATTUCK AVE	Oakland	CA	94609-1434	5411001
381	BM AUTO PARTS	7006 WELD ST	Oakland	CA	94621-3144	5531001
382	BNB AUTO REPAIR	5337 INTERNATIONAL BLVD	Oakland	CA	94601-5701	7538001
383	BNSF Oakland International Gateway	333 Maritime Street	Oakland	CA	94607-1014	4011
384	BOB BLACK 222, INC.	3400 FOOTHILL BLVD	Oakland	CA	94601-3130	5812001
385	BOBBY MOBILE DETAILING	2637 GRANDE VISTA AVE APT C	Oakland	CA	94601-1335	7542001
386	BOBS IRON INC	740 KEVIN CT	Oakland	CA	94621-4040	3411001
387	BOCANOVA	55 WEBSTER ST	Oakland	CA	94607-3720	5812001
388	BOLE ETHIOPIAN RESTAURANT	2805 TELEGRAPH AVE	Oakland	CA	94609-3606	5812001
389	BON APPETIT	1547 LAKESIDE DR	Oakland	CA	94612-4520	5812001
390	BON APPETIT MANAGEMENT CO.	5000 MACARTHUR BLVD	Oakland	CA	94613-1300	5812001
391	BOOT AND SHOE SERVICE	3308 GRAND AVE	Oakland	CA	94610-2737	5812001
392	BORDERLINE AUTOMOTIVE	10552 INTERNATIONAL BLVD	Oakland	CA	94603-3804	7538001
393	BORINQUEN SOUL MOBILE KITCHEN CONS. & CATERING	2020 MACARTHUR BLVD	Oakland	CA	94602-2215	5812001
394	BORIQUEA KITCHEN	2501 CORDOVA ST	Oakland	CA	94602-2106	5812001
395	BORIS AUTO REPAIR	2926 56TH AVE	Oakland	CA	94605-1114	7539001
396	BOSTON MARKET #1297	5132 BROADWAY	Oakland	CA	94611-4620	5812001

**Attachment C.4.1 - City of Oakland**  
**List of All Industrial and Commercial Facilities**  
**Requiring Stormwater Inspections per MRP Provision C.4.b.ii.(2)(d)**

Number	Business Name	Business Address	City	State	Zip Code	SIC
397	BOSTON MARKET #2288	3060 E 9TH ST	Oakland	CA	94601-2905	5812001
398	BOTTLES LIQUOR	1150 MARKET ST	Oakland	CA	94607-3238	5921001
399	BOUJI EVENTS AND CATERING	2818 MACARTHUR BLVD	Oakland	CA	94602-3230	5812001
400	BOUNMY CHENG AUTO REPAIR INC	1800 INTERNATIONAL BLVD	Oakland	CA	94606-4805	7539001
401	BOURBAN AND BEEF	5634 COLLEGE AVE	Oakland	CA	94618-1541	5812001
402	BOWLD ACAI	245 PERKINS ST APT 37	Oakland	CA	94610-3024	5812001
403	BOWL'D BBQ KOREAN STONE GRILL	4869 TELEGRAPH AVE	Oakland	CA	94609-2009	5812001
404	BOXICHEF LLC	478 25TH ST	Oakland	CA	94612-2409	5812009
405	BQ AUTO REPAIR	1421 HIGH ST	Oakland	CA	94601-4533	7538001
406	BRAGGING RYTS CATERING	601 OAKLAND AVE 307	Oakland	CA	94611-4513	5812001
407	BRAZUCA CAFE	595 15TH ST	Oakland	CA	94612-1409	5812001
408	BREADS OF INDIA & GOURMET CURRIES	948 CLAY ST	Oakland	CA	94607-3906	5812001
409	BRISENO PRODUCE	9829 SAN LEANDRO ST	Oakland	CA	94603-2326	5148001
410	British Marine	9 Embarcadero Cv	Oakland	CA	94606-5203	3731
411	BROADWAY AUTOMOTIVE & TRANSMISSION	2943 BROADWAY	Oakland	CA	94611-5710	7539001
412	BROADWAY LIQUOR	2860 BROADWAY	Oakland	CA	94611-5709	5921001
413	BROADWAY SMOG STATION	288 28TH ST	Oakland	CA	94611-6023	7549001
414	BROADWAY TERRACE NURSERY	4340 CLAREWOOD DR	Oakland	CA	94618-2047	5261001
415	BROADWAY UNION 76, INC.	3943 BROADWAY	Oakland	CA	94611-5615	5541001
416	BROADWAY-SHELL	5755 BROADWAY	Oakland	CA	94618-1571	5541001
417	BROKE LOCAL	340 14TH ST	Oakland	CA	94612-3907	5812036
418	BROODY MOOD CAR WASH	10950 REPOSO DR	Oakland	CA	94603-3636	7542001
419	BROOKS AND JOHNSON TRUCKING	650 85TH AVE	Oakland	CA	94621-1223	4212001
420	BROOKS FIELD LIQUORS	9786 EDES AVE	Oakland	CA	94603-2208	5921001
421	BROOKS TRUCKING	721 LOUISIANA ST	Oakland	CA	94603-1129	4212001
422	BROTHERS MARKET	2837 MARTIN LUTHER KING JR WAY	Oakland	CA	94609-3515	5411001
423	BROTZEIT LOKAL LLC	1000 EMBARCADERO	Oakland	CA	94606-5133	5812001
424	BRUCES TIRE INC	240 HEGENBERGER RD	Oakland	CA	94621-1436	7534001



**Attachment C.4.1 - City of Oakland**  
**List of All Industrial and Commercial Facilities**  
**Requiring Stormwater Inspections per MRP Provision C.4.b.ii.(2)(d)**

Number	Business Name	Business Address	City	State	Zip Code	SIC
425	BRUNDO INC	6419 TELEGRAPH AVE	Oakland	CA	94609-1111	5411001
426	BT AUTO REPAIR	2264 E 12TH ST	Oakland	CA	94606-5010	7539001
427	BUDGET RENT A CAR SYSTEM	2428 WEBSTER ST	Oakland	CA	94612-3118	7514001
428	BUDGET RENT A CAR SYSTEM, INC	121 98TH AVE	Oakland	CA	94603-1003	7514001
429	BUFFET FORTUNA OF OAKLAND	800 BROADWAY	Oakland	CA	94607-4016	5812001
430	BUGARINS TRUCKING COMPANY	2270 POPLAR ST	Oakland	CA	94607-2315	4214001
431	BUIPHONG BAKERY	2800 INTERNATIONAL BLVD	Oakland	CA	94601-1516	2051001
432	BURGER GOURMET	351 19TH ST	Oakland	CA	94612-3424	5812001
433	BURGER KING	580 HEGENBERGER RD	Oakland	CA	94621-1320	5812001
434	BURGER KING	7200 BANCROFT AVE	Oakland	CA	94605-2403	5812001
435	BURMA BEAR LLC	325 19TH ST	Oakland	CA	94612-3405	5812001
436	BURMA SUPERSTAR RESTAURANT	4721 TELEGRAPH AVE	Oakland	CA	94609-2023	5812001
437	BURNT ENDS BBQ TRUCK	605 WALAVISTA AVE APT E	Oakland	CA	94610-1107	5812001
438	BURRITO IN,INC	4496 BROADWAY F	Oakland	CA	94611-4429	5812036
439	BUTTARS EZ DISCOUNT MARKET	10808 BANCROFT AVE	Oakland	CA	94603-4023	5141001
440	BUTTERCUP	1000 COTTON ST	Oakland	CA	94606-5207	5812001
441	BUTTERCUP	229 BROADWAY	Oakland	CA	94607-3802	5812001
442	BY THE GLASS ACADEMY/ UNDERWOOD	308 41ST ST	Oakland	CA	94609-2653	5812001
443	C & L PRODUCE	440 FRANKLIN ST	Oakland	CA	94607-3825	5148001
444	C & M BISTRO	388 9TH ST STE 181	Oakland	CA	94607-4292	5812001
445	C NAEFKE WOODWORKING	4701 SAN LEANDRO ST # 7	Oakland	CA	94601-5100	3553001
446	C.A.R. RHINO GAS STATION	5865 BROADWAY TER	Oakland	CA	94618-2001	5541001
447	CABALEN SWEET & SAVORY	3331 INTERNATIONAL BLVD	Oakland	CA	94601-3005	5812001
448	CABINETS TO GO LLC	601 BRUSH ST	Oakland	CA	94607-3249	2434001
449	CACTUS TAQUERIA	5642 COLLEGE AVE	Oakland	CA	94618-1541	5812001
450	CADEMARTORI TRUCKING INC	1833 PERALTA ST	Oakland	CA	94607-1638	4212001
451	CAFE 15	597 15TH ST	Oakland	CA	94612-1409	5812001
452	CAFE A DU	1709 INTERNATIONAL BLVD	Oakland	CA	94606-4503	5812001
453	CAFE BOBO	1604 INTERNATIONAL BLVD	Oakland	CA	94606-4502	5812010

**Attachment C.4.1 - City of Oakland**  
**List of All Industrial and Commercial Facilities**  
**Requiring Stormwater Inspections per MRP Provision C.4.b.ii.(2)(d)**

Number	Business Name	Business Address	City	State	Zip Code	SIC
454	CAFE CA SAU	1624 INTERNATIONAL BLVD	Oakland	CA	94606-4502	5812036
455	CAFE COLUCCI INC	6429 TELEGRAPH AVE	Oakland	CA	94609-1111	5812001
456	CAFE DEJENA	3939 MARTIN LUTHER KING JR WAY	Oakland	CA	94609-2315	5812001
457	CAFE DEM	1544 14TH AVE	Oakland	CA	94606-4418	5812001
458	CAFE EL PATIO	4030 INTERNATIONAL BLVD B	Oakland	CA	94601-4044	5812036
459	CAFE ELOISE	1301 CLAY ST 5TH FL	Oakland	CA	94612-5598	5812001
460	CAFE ERITREA DAFRIQUE	4069 TELEGRAPH AVE	Oakland	CA	94609-2404	5812001
461	CAFE KEFA	422 29TH AVE	Oakland	CA	94601-2106	5812001
462	CAFE LA FONGS INC	5885 BANCROFT AVE	Oakland	CA	94605-1301	5812001
463	CAFE LE BISTRO	433 HEGENBERGER RD STE B	Oakland	CA	94621-1448	5812001
464	CAFE OF THE BAY	4011 MACARTHUR BLVD	Oakland	CA	94619-1903	5812001
465	CAFE PATIO INTERNATIONAL	4030 INTERNATIONAL BLVD # 2	Oakland	CA	94601-4068	5812001
466	CAFE PLATANO	3612 INTERNATIONAL BLVD	Oakland	CA	94601-3524	5812001
467	CAFE SANTANA	4100 MACARTHUR BLVD	Oakland	CA	94619-1906	5812001
468	CAFE TALAVERA	130 FRANK H OGAWA PLZ	Oakland	CA	94612-2003	5812001
469	CAFE TV	649 E 12TH ST A	Oakland	CA	94606-2802	5812036
470	CAFE UMAMI	2224 MACARTHUR BLVD	Oakland	CA	94602-2331	5812010
471	CAFE UNDERWOOD	308 41ST ST	Oakland	CA	94609-2653	5812001
472	CAFFE 817	817 WASHINGTON ST	Oakland	CA	94607-4029	5812001
473	CAFFE NONNA	5395 BANCROFT AVE	Oakland	CA	94601-5807	5812001
474	CAFFE TEATRO	300 FRANK H OGAWA PLZ STE 130	Oakland	CA	94612-2044	5812001
475	CAL STATE XPRESS	4909 TIDEWATER AVE	Oakland	CA	94601-4914	4214001
476	CALAVERA	2337 BROADWAY	Oakland	CA	94612-2414	5812001
477	CALI FRESH PRODUCE	230 FRANKLIN ST	Oakland	CA	94607-3836	5148001
478	CALI RICAN CATERING	2525 ALIDA ST	Oakland	CA	94602-2503	5812036
479	CALICANTO ASSOCIATES	6067 ASPINWALL RD	Oakland	CA	94611-2109	5149001
480	CALIFORNIA CEREAL PRODUCTS INC	1267 14TH ST	Oakland	CA	94607-2246	2043001
481	CALIFORNIA COVERS	431 26TH ST	Oakland	CA	94612-2410	7532001
482	CALIFORNIA FINEST BODY & FRAME	1415 18TH ST	Oakland	CA	94607-1630	7532001

**Attachment C.4.1 - City of Oakland**  
**List of All Industrial and Commercial Facilities**  
**Requiring Stormwater Inspections per MRP Provision C.4.b.ii.(2)(d)**

Number	Business Name	Business Address	City	State	Zip Code	SIC
483	CALIFORNIA MARKET	1546 35TH AVE	Oakland	CA	94601-3513	5411001
484	CALIFORNIA MEAT CO	2040 SOLANO WAY	Oakland	CA	94606-4935	5147001
485	California Waste Solutions	1819 10th Street	Oakland	CA	94607-1450	4212
486	California Waste Solutions	1820 10th Street	Oakland	CA	94607-1450	5093, 4212
487	California Waste Solutions	3300 Wood Street	Oakland	CA	94608-4032	5093, 4212
488	CAL-MAR FOODS	737 BAY ST	Oakland	CA	94607-1100	0252001
489	CAM HUONG BAKERY	1088 WEBSTER ST	Oakland	CA	94607-4224	2051001
490	CAM HUONG DELI RESTAURANT	702 INTERNATIONAL BLVD STE A	Oakland	CA	94606-2979	5812001
491	CAM HUONG DELI/RESTAURANT	920 WEBSTER ST	Oakland	CA	94607-4222	5812001
492	CAMBURGER	430 13TH ST	Oakland	CA	94612-2602	5812001
493	CAMINO	3917 GRAND AVE	Oakland	CA	94610-1005	5812001
494	CANA CUBAN PARLOR & CAFE	530 LAKE PARK AVE	Oakland	CA	94610-2732	5812001
495	CANTINFLAS TACOS	4240 INTERNATIONAL BLVD	Oakland	CA	94601-4538	5812001
496	CAPITAL AUTO GROUP	1141 98TH AVE	Oakland	CA	94603-2404	7539001
497	CAPTAIN LIQUOR	2531 MARTIN LUTHER KING JR WAY	Oakland	CA	94612-1113	5921001
498	CAPTAIN MACKS	3640 OAK KNOLL BLVD	Oakland	CA	94605-4458	5812001
499	CAR CARE OF OAKLAND	320 23RD ST	Oakland	CA	94612-3706	7539001
500	CARDENAS	1630 HIGH ST #1210	Oakland	CA	94601-4536	5411001
501	CARDINOS PRODUCE	380 2ND ST	Oakland	CA	94607-4136	5148001
502	CARGOBAY TRUCKING	1155 3RD ST STE 200	Oakland	CA	94607-2664	4212001
503	CARLOS AUTO REPAIR AND TIRE SERVICE	2801 SAN PABLO AVE # C	Oakland	CA	94608-4560	7539001
504	CARLS JR #484/#720	3770 TELEGRAPH AVE	Oakland	CA	94609-2429	5812001
505	CARNICERIA MI TIERRA	3225 FOOTHILL BLVD	Oakland	CA	94601-3112	5421001
506	CARNICERIA Y FRUTERIA EL VALLE	1527 INTERNATIONAL BLVD	Oakland	CA	94606-4403	5421001
507	CAROLYNS CREOLE KITCHEN	2921 CHESTNUT ST	Oakland	CA	94608-4429	5812001
508	CARRIAGE TRADE LIQUOR	350 E 18TH ST	Oakland	CA	94606-1814	5921001
509	CARRIBEAN SPICES	1000 OAK ST	Oakland	CA	94607-4892	5812001
510	CARTER COMMUNITY CAFE	7623 MACARTHUR BLVD	Oakland	CA	94605-2943	5812001
511	CASA VALLARTA RESTAURANT	1910 PARK BLVD	Oakland	CA	94606-1862	5812001

**Attachment C.4.1 - City of Oakland**  
**List of All Industrial and Commercial Facilities**  
**Requiring Stormwater Inspections per MRP Provision C.4.b.ii.(2)(d)**

Number	Business Name	Business Address	City	State	Zip Code	SIC
512	CASE OF STEEL LLC	101 BROADWAY STE 306	Oakland	CA	94607-3745	3315001
513	CASH & CARRY SMART FOODSERVICE	400 OAK ST	Oakland	CA	94607-4620	5411001
514	CASPERS HOT DOGS	5440 TELEGRAPH AVE	Oakland	CA	94609-1922	5812001
515	CASS Inc	2730 Peralta St	Oakland	CA	94607-1707	5093, 3363
516	CASSAVE RESTAURANT & TAQUERIA	5412 SAN PABLO AVE STE D	Oakland	CA	94608-3008	5812001
517	CASTANEDA AUTO REPAIR	855 34TH AVE	Oakland	CA	94601-3404	7539001
518	CASTILLO MOBILE TRUCK REPAIR, INC.	852 85TH AVE	Oakland	CA	94621-1250	7538001
519	CASTRO TIRE AUTO SALES & SERVICE	6101 SAN PABLO AVE	Oakland	CA	94608-2225	7539001
520	CATOS ALE HOUSE	3891 PIEDMONT AVE	Oakland	CA	94611-5378	5812001
521	CATRACHO AUTO REPAIR	2801 SAN PABLO AVE STE C	Oakland	CA	94608-4560	7539001
522	CCY INC	2505 Poplar St	Oakland	CA	94607-2413	5093
523	CEMEX CONSTRUCTION MATERIALS PACIFIC, LLC	333 23RD AVE	Oakland	CA	94606-5303	3271001
524	CENTER AUTO MACHINE SHOP	1231 10TH AVE	Oakland	CA	94606-3715	7539001
525	CENTRAL CAFE DELI	332 E 18TH ST	Oakland	CA	94606-1814	5812010
526	Central Concrete	2400 Peralta St	Oakland	CA	94607-1705	3273
527	CENTRAL CONCRETE SUPPLY	2400 PERALTA ST	Oakland	CA	94607-1705	5211001
528	CESARS BUMPERS-REPAIR	8925 SAN LEANDRO ST BLDG B	Oakland	CA	94621-1201	7532001
529	CHAGO PRODUCE	5401 COLISEUM WAY	Oakland	CA	94601-5021	0161001
530	CHAI THAI NOODLES	545 INTERNATIONAL BLVD # B	Oakland	CA	94606-2984	5812001
531	CHAMN CHUM INC	1515 CLAY ST	Oakland	CA	94612-1499	5812001
532	CHAMPA GARDEN	2102 8TH AVE	Oakland	CA	94606-2008	5812001
533	CHANCHAL INC	1240 BROADWAY	Oakland	CA	94612-1802	5812001
534	CHANNEL SYSTEMS INC	74 98TH AVE	Oakland	CA	94603-1002	3531001
535	CHAO THAI CUSINE	482 LAKE PARK AVE	Oakland	CA	94610-2730	5812001
536	CHAPALA MARKET	5415 INTERNATIONAL BLVD	Oakland	CA	94601-5703	5411001
537	CHARLES AUTO	4500 MARTIN LUTHER KING JR WAY	Oakland	CA	94609-1820	7539001
538	CHARLIE FRANKS PIES	3939 CANON AVE	Oakland	CA	94602-2223	5812001
539	CHARLIES LAS PALMAS (S & D SUCCESS INC)	5941 MACARTHUR BLVD	Oakland	CA	94605-1639	5812001

**Attachment C.4.1 - City of Oakland**  
**List of All Industrial and Commercial Facilities**  
**Requiring Stormwater Inspections per MRP Provision C.4.b.ii.(2)(d)**

Number	Business Name	Business Address	City	State	Zip Code	SIC
540	CHARLIES PIZZA	5008 TELEGRAPH AVE	Oakland	CA	94609-2014	5812001
541	CHARLOTTE'S WEB AUTO DETAILING AND CAR WASH	2964 FRUITVALE AVE	Oakland	CA	94602-2136	7542001
542	CHAS MARKET	5401 COLISEUM WAY	Oakland	CA	94601-5021	5141001
543	CHAUS AUTO BODY AND REPAIR	4506 INTERNATIONAL BLVD	Oakland	CA	94601-4507	7532001
544	CHAUS AUTO SPORTS	1259 48TH AVE	Oakland	CA	94601-5119	7539001
545	CHEF DADDY CATERING	7940 BANCROFT AVE # 3	Oakland	CA	94605-3261	5812001
546	CHEF RONS PASTRIES	827 60TH ST	Oakland	CA	94608-1409	5461001
547	CHEF YU, INC	4871 TELEGRAPH AVE	Oakland	CA	94609-2009	5812001
548	CHELINI FRESH PASTA WORKS	5 BAY FOREST PL	Oakland	CA	94611-1072	5812009
549	Chemical Compounding Co	791 66th Ave	Oakland	CA	94621-3713	2899
550	CHEPES TIRE SERVICE	2181 39TH AVE	Oakland	CA	94601-4301	7534001
551	CHERIS ICE CREAM & DELI SHOP	3206 INTERNATIONAL BLVD	Oakland	CA	94601-2904	5812001
552	CHEVRON #2212/308613	191 98TH AVE	Oakland	CA	94603-1003	5541001
553	CHEVRON STATIONS INC#1784/984800	1700 CASTRO ST	Oakland	CA	94612-1314	5411001
554	CHEVRON USA #90338	5500 TELEGRAPH AVE	Oakland	CA	94609-1923	5541001
555	CHHINA LLC	3276 LAKESHORE AVE	Oakland	CA	94610-2720	5812001
556	CHHINA LLC	4086 PIEDMONT AVE	Oakland	CA	94611-5221	5812001
557	CHI FUNG PLASTICS, INC.	1020 54TH AVE	Oakland	CA	94601-5646	2821001
558	CHICA	303 OAKLAND AVE APT A	Oakland	CA	94611-5530	5812001
559	CHICHARRONES CUERITO LA MORENA 1	4509 FOOTHILL BLVD	Oakland	CA	94601-4633	5812001
560	CHICK & TEA	3932 TELEGRAPH AVE	Oakland	CA	94609-2422	5812001
561	CHICKPEA CHICK	626 EL DORADO AVE APT 13	Oakland	CA	94611-5095	5812001
562	CHICOS MARKET INC.	2801 HAVENSCOURT BLVD	Oakland	CA	94605-2022	5141001
563	CHILE JALAPENO TAQUERIA	6706 SAN PABLO AVE	Oakland	CA	94608-1240	5812001
564	CHILTON AUTO BODY OF OAKLAND, INC.	1049 9TH AVE	Oakland	CA	94606-3703	7532001
565	CHINA EXPRESS RESTAURANT	4425 FOOTHILL BLVD	Oakland	CA	94601-4623	5812001
566	CHINA GARLIC RESTURANT	3766 PIEDMONT AVE	Oakland	CA	94611-5348	5812001
567	CHINA GOURMET EXPRESS	3301 FOOTHILL BLVD	Oakland	CA	94601-3114	5812001

**Attachment C.4.1 - City of Oakland**  
**List of All Industrial and Commercial Facilities**  
**Requiring Stormwater Inspections per MRP Provision C.4.b.ii.(2)(d)**

Number	Business Name	Business Address	City	State	Zip Code	SIC
568	CHINA GOURMET EXPRESS, INC	3407 FRUITVALE AVE	Oakland	CA	94602-2317	5812001
569	CHINA HUT	4021 BROADWAY	Oakland	CA	94611-5617	5812001
570	CHINA PACK KITCHEN	3118 35TH AVE	Oakland	CA	94619-1208	5812001
571	CHINA STAR EXPRESS, LLC	399 8TH ST	Oakland	CA	94607-4250	5812001
572	CHINATOWN SMOG AND REPAIR STATION	800 HARRISON ST	Oakland	CA	94607-4423	7549001
573	CHINO'S CUSTOMS	1325 97TH AVE	Oakland	CA	94603-2515	5531001
574	CHIPOTLE MEXICAN GRILL #1738	3271 LAKESHORE AVE	Oakland	CA	94610-2719	5812001
575	CHIPOTLE MEXICAN GRILL #1901	8460 EDGEWATER DR STE C	Oakland	CA	94621-1488	5812001
576	CHIPOTLE MEXICAN GRILL #2544	3001 BROADWAY	Oakland	CA	94611-5712	5812001
577	CHOICE MARKET	5676 SAN PABLO AVE	Oakland	CA	94608-2732	5411001
578	CHOLITA LINDA LLC	4923 TELEGRAPH AVE	Oakland	CA	94609-2011	5812001
579	CHONG LONG MARKET	279 8TH ST	Oakland	CA	94607-4400	5411001
580	CHONS AUTO SHOP MOBILE	2174 47TH AVE	Oakland	CA	94601-4715	7539001
581	CHOP BAR	247 4TH ST STE 111	Oakland	CA	94607-4303	5812001
582	CHOPSTICKS EXPRESS	4104 MACARTHUR BLVD	Oakland	CA	94619-1906	5812001
583	CHOW OAKLAND LLC	3770 PIEDMONT AVE	Oakland	CA	94611-5348	5812001
584	CHOY AUTOMOTIVE SERVICE	245 8TH ST	Oakland	CA	94607-4403	7539001
585	CHOYS AUTO BODY & REPAIR	1407 FOOTHILL BLVD	Oakland	CA	94606-3944	7532001
586	CHUBBY FREEZE	600 HEGENBERGER RD	Oakland	CA	94621-1914	5812001
587	CHUCKS AUTO BODY	9220 G ST	Oakland	CA	94603-1226	7532001
588	CHUNG CHOU CITY, INC.	388 9TH ST STE 110-111	Oakland	CA	94607-4287	5499001
589	CHURCH ST MARKET	1854 CHURCH ST	Oakland	CA	94621-3442	5411001
590	CHURCHS CHICKEN #181	4155 TELEGRAPH AVE	Oakland	CA	94609-2405	5812001
591	CHURCHS CHICKEN #182	7301 BANCROFT AVE	Oakland	CA	94605-2761	5812001
592	CHURROS BAYFAIR	9133 INTERNATIONAL BLVD	Oakland	CA	94603-1303	5812001
593	CILLES LIQUOR	8940 INTERNATIONAL BLVD	Oakland	CA	94621-1104	5921001
594	CINNAMON TREE CHINESE CUISINE	708 FRANKLIN ST	Oakland	CA	94607-3932	5812001
595	CITY CENTER GRILLE	1221 BROADWAY STE 105	Oakland	CA	94612-1820	5812001
596	CITY CUP CAFE & CITY GRILL	1259 JEFFERSON ST # A	Oakland	CA	94612-1556	5812001

**Attachment C.4.1 - City of Oakland**  
**List of All Industrial and Commercial Facilities**  
**Requiring Stormwater Inspections per MRP Provision C.4.b.ii.(2)(d)**

Number	Business Name	Business Address	City	State	Zip Code	SIC
597	CITY LIGHTS CAFE	2121 HARRISON ST	Oakland	CA	94612-3780	5812001
598	CITY MART	9104 INTERNATIONAL BLVD	Oakland	CA	94603-1304	5141001
599	CJ UNITED FOOD CORPORATION	105 JACKSON ST	Oakland	CA	94607-4323	5149001
600	CLARKS HOME & GARDEN INC	9370 MACARTHUR BLVD	Oakland	CA	94605-4345	5261001
601	CLASSIC CARS WEST	411 26TH ST	Oakland	CA	94612-2410	5511001
602	CLASSIC CARS WEST BEER GARDEN	411 26TH ST	Oakland	CA	94612-2410	5812001
603	CLEAN LIKE ME MOBILE	430 VERNON ST APT 3	Oakland	CA	94610-2935	7542001
604	COACH SUSHI	532 GRAND AVE	Oakland	CA	94610-3515	5812001
605	COCHRAN CAR COMPANY	3010 CHAPMAN ST	Oakland	CA	94601-2805	5511001
606	COCINA DEL PUEBLO LLC	7633 MACARTHUR BLVD	Oakland	CA	94605-2943	5812001
607	COCK-A-DOODLE CAFE	719 WASHINGTON ST	Oakland	CA	94607-3924	5812001
608	COCKTAIL STORY LLC	347 14TH ST	Oakland	CA	94612-3906	5812001
609	COCO CAFE	1924 FRANKLIN ST	Oakland	CA	94612-2913	5812001
610	COFFEE ROMA	371 30TH ST C100	Oakland	CA	94609-3400	5812036
611	COLE COFFEE INC	307 63RD ST	Oakland	CA	94618-1248	5812001
612	COLE COFFEE INC	6255 COLLEGE AVE	Oakland	CA	94618-1329	5812001
613	COLIMA TAMALES	3012 INTERNATIONAL BLVD	Oakland	CA	94601-2204	5812001
614	COLISEUM AUTO BODY LLC	835 75TH AVE	Oakland	CA	94621-2937	7532001
615	COLISEUM LEXUS/OAKLAND MOTOR CARS INC	7273 OAKPORT ST	Oakland	CA	94621-1949	7539001
616	COLISEUM SHELL	540 HEGENBERGER RD	Oakland	CA	94621-1320	5541001
617	COLISEUM SWAP MEET	5401 COLISEUM WAY	Oakland	CA	94601-5021	5812001
618	COLISEUM TRANSMISSIONS	6161 COLISEUM WAY	Oakland	CA	94621-4096	7539001
619	COLISEUM UNOCAL	845 66TH AVE	Oakland	CA	94621-3715	5541001
620	COLLEGE AVENUE BURRITO SHOP 1	5359 COLLEGE AVE # B	Oakland	CA	94618-1416	5812001
621	COLLEGE AVENUE RESTAURANT INC	5478 COLLEGE AVE	Oakland	CA	94618-1552	5812001
622	COLLEGE POINT CAFE	5254 COLLEGE AVE	Oakland	CA	94618-1415	5812001
623	COLLISON REPAIR BY BROOKS	9821 BIGGE ST	Oakland	CA	94603-2052	7532001
624	COLONIAL DONUTS	1636 FRANKLIN ST	Oakland	CA	94612-2806	5812001

**Attachment C.4.1 - City of Oakland**  
**List of All Industrial and Commercial Facilities**  
**Requiring Stormwater Inspections per MRP Provision C.4.b.ii.(2)(d)**

Number	Business Name	Business Address	City	State	Zip Code	SIC
625	COLONIAL DONUTS	6126 LA SALLE AVE	Oakland	CA	94611-2802	5812001
626	COLONIAL DONUTS INC	1000 BROADWAY STE A106	Oakland	CA	94607-4040	5812001
627	COLONIAL DONUTS INC.	3318 LAKESHORE AVE	Oakland	CA	94610-2306	5812001
628	COLOSO COFFEE	917 WASHINGTON ST	Oakland	CA	94607	5812001
629	COLUMBO CLUB INC	5321 CLAREMONT AVE	Oakland	CA	94618-1034	5812001
630	COMALAPA RESTAURANTE	1498 7TH ST STE B	Oakland	CA	94607-1985	5812001
631	COME ON INC.	300 MARKET ST # 131	Oakland	CA	94607-3005	5141001
632	COMMERCIAL AUTO	10211 INTERNATIONAL BLVD	Oakland	CA	94603-3205	7532001
633	Commercial Waste Recycling LLC	725 Independent Rd	Oakland	CA	94621-3725	5093
634	COMMIS	3859 PIEDMONT AVE	Oakland	CA	94611-5378	5812001
635	COMMUNITE TABLE LLC	4171 MACARTHUR BLVD	Oakland	CA	94619-1905	5812001
636	COMMUNITY AUTO CENTER	2701 FOOTHILL BLVD	Oakland	CA	94601-1717	7549001
637	COMMUNITY CAR WASH	8700 INTERNATIONAL BLVD	Oakland	CA	94621-1554	7542001
638	COMPLETE AUTO	910 89TH AVE # A	Oakland	CA	94621-1208	7539001
639	COMPLETE FOREIGN CAR SERVICE	2750 FOOTHILL BLVD	Oakland	CA	94601-1759	7539001
640	COMPLETE MOBILE BUMPER REPAIR	4112 MARKET ST	Oakland	CA	94608-3730	7549001
641	COMPONERE FINE CATERING INC	5836 SAN PABLO AVE	Oakland	CA	94608-2316	5812001
642	CONNIES CANTINA	3340 GRAND AVE	Oakland	CA	94610-2737	5812001
643	Containers Unlimited	10901 Russet St	Oakland	CA	94603-3727	5093
644	CONTINENTAL IMPORT AUTO SVC	2215 INTERNATIONAL BLVD	Oakland	CA	94606-5003	7539001
645	CONTRACTOR DISCOUNT SUPPLIES	1918 PARK BLVD	Oakland	CA	94606-1862	5231001
646	CONTRASTO	388 GRAND AVE	Oakland	CA	94610-4840	5812036
647	COOKIE PROPER	3825 KANSAS ST	Oakland	CA	94619-2019	2051001
648	COOKS COLLISION OF OAKLAND	149 11TH ST	Oakland	CA	94607-4840	7532001
649	COOKS COLLISION OF OAKLAND #2	1900 MARTIN LUTHER KING JR WAY	Oakland	CA	94612-1333	7532001
650	COPPER SPOON COCKTAILS & KITCHEN	9031 BROADWAY TER	Oakland	CA	94611-1946	5812001
651	COPPER TOP OVENS LLC	701 MANDANA BLVD	Oakland	CA	94610-2420	5812001
652	CORNBREADS CATERING SERVICE	6018 MACARTHUR BLVD	Oakland	CA	94605-1633	5812001
653	CORNELIUS GROCERY & DELI	3528 FOOTHILL BLVD	Oakland	CA	94601-3607	5411001



**Attachment C.4.1 - City of Oakland**  
**List of All Industrial and Commercial Facilities**  
**Requiring Stormwater Inspections per MRP Provision C.4.b.ii.(2)(d)**

Number	Business Name	Business Address	City	State	Zip Code	SIC
654	CORNER GROCERY	7330 INTERNATIONAL BLVD	Oakland	CA	94621-2861	5141001
655	CORNER MARKET	6040 TELEGRAPH AVE	Oakland	CA	94609-1311	5411001
656	CORNERSTONE AUTO CENTER	8008 MOUNTAIN BLVD	Oakland	CA	94605-3709	7539001
657	COSECHA	907 WASHINGTON ST	Oakland	CA	94607-4097	5812001
658	COSTA AUTO CARE AND TIRE LLC	10201 MACARTHUR BLVD	Oakland	CA	94605-5138	7539001
659	COUSIN ANTHONY'S URBAN STYLE SAUCES & SEASONINGS	2736 NICOL AVE APT 4	Oakland	CA	94602-2163	5812036
660	CPX.CARRIER INC	2585 BUNA ST R099	Oakland	CA	94607-5107	4212001
661	CRASTA AUTO DETAILING	1122 73RD AVE	Oakland	CA	94621-2902	7542001
662	Creative Wood Prod Inc	900 77th Ave A	Oakland	CA	94621-2526	2521
663	CREPEVINE	4184 PIEDMONT AVE STE E	Oakland	CA	94611-5174	5812001
664	CREPEVINE	5600 COLLEGE AVE	Oakland	CA	94618-1541	5812001
665	CRIS AUTO REPAIR AND DETAIL	1330 54TH AVE	Oakland	CA	94601-5733	7538001
666	CRIS LAS PALMAS	6215 INTERNATIONAL BLVD	Oakland	CA	94621-3823	5812001
667	CRISTINA AGUILAR	5239 WENTWORTH AVE	Oakland	CA	94601-5308	7542001
668	CROGANS	6101 LA SALLE AVE	Oakland	CA	94611-2801	5812001
669	CRUNCHY FOODS INC	1070 40TH ST	Oakland	CA	94608-3617	2051001
670	CRUZ TIRE TRUCK REPAIR & TRUCK PARTS	8255 SAN LEANDRO ST	Oakland	CA	94621-1904	7699001
671	CRYSTAL WAHPEPAH	3911 SAN JUAN ST	Oakland	CA	94601-4226	5812001
672	CS & T AUTO DETAILING	1122 73RD AVE	Oakland	CA	94621-2902	7532001
673	C-TOWN DISCOUNT	2550 SEMINARY AVE	Oakland	CA	94605-1365	5411001
674	CTS TIRES & RECYCLING	2502 14TH AVE	Oakland	CA	94606-3238	5014001
675	CULINARY CAPERS	921 MANDANA BLVD	Oakland	CA	94610-2430	5812001
676	CULINARY CRUISER	4559 INTERNATIONAL BLVD	Oakland	CA	94601-4506	5812001
677	CUPCAKE COVE	500 12TH ST STE 136	Oakland	CA	94607-4010	5461001
678	CUPCAKE PATTY, SWEET TREATS BY STEPHANIE	4441 BRIAR CLIFF RD	Oakland	CA	94605-4624	5812001
679	CUSTOM AUTO BODY & FENDER	1432 14TH AVE	Oakland	CA	94606-4439	7532001
680	CUSTOM AUTO LLC	294 HEGENBERGER RD	Oakland	CA	94621-1436	7549001

**Attachment C.4.1 - City of Oakland**  
**List of All Industrial and Commercial Facilities**  
**Requiring Stormwater Inspections per MRP Provision C.4.b.ii.(2)(d)**

Number	Business Name	Business Address	City	State	Zip Code	SIC
681	CUSTOM BLENDERS	980 77TH AVE	Oakland	CA	94621-2526	2821001
682	CUTSAS	4352 BENNETT PL	Oakland	CA	94602-3516	5812001
683	CVS / PHARMACY #8431	7200 BANCROFT AVE	Oakland	CA	94605-2403	5912001
684	CVS PHARMACY # 10475	2964 BROADWAY	Oakland	CA	94611-5711	5912001
685	CVS PHARMACY #1283	3236 LAKESHORE AVE	Oakland	CA	94610-2720	5912001
686	CVS PHARMACY #9130	174 41ST ST	Oakland	CA	94611-5252	5912001
687	CVS PHARMACY #9226	3320 FRUITVALE AVE	Oakland	CA	94602-2316	5912001
688	CVS PHARMACY #9378	4100 REDWOOD RD	Oakland	CA	94619-2362	5912001
689	CVS PHARMACY #9929	2000 MOUNTAIN BLVD	Oakland	CA	94611-2807	5912001
690	CVS PHARMACY #9957	344 THOMAS L BERKLEY WAY	Oakland	CA	94612-3577	5912001
691	CY OAKLAND OPERATOR LLC	988 BROADWAY	Oakland	CA	94607-4064	5812001
692	CYBELLES PIZZA	3465 FRUITVALE AVE	Oakland	CA	94602-2317	5812001
693	CYBELLES PIZZA #7	1422 BROADWAY	Oakland	CA	94612-2004	5812001
694	CYBELLES PIZZA NO 4	3762 PIEDMONT AVE	Oakland	CA	94611-5348	5812001
695	Cypress Auto Salvage Inc	2717 Peralta St	Oakland	CA	94607-1706	5015
696	CYPRESS MARKET	933 MANDELA PKWY	Oakland	CA	94607-2116	5411001
697	D & D AUTO PLUS	410 PENDLETON WAY STE 3	Oakland	CA	94621-2151	7539001
698	D. R. AUTO REPAIR MOBILE	1100 58TH AVE	Oakland	CA	94621-3902	7539001
699	D-1 MOBILE AUTO SERVICE	10323 MACARTHUR BLVD	Oakland	CA	94605-5137	7539001
700	DA HUONG SANDWICHES & COFFEE	605 E 12TH ST	Oakland	CA	94606-2908	5812001
701	DA NANG QUAN	615 E 12TH ST	Oakland	CA	94606-2908	5812036
702	DA PO BOY	9714 MACARTHUR BLVD	Oakland	CA	94605-4747	5812036
703	DA VINCIS PASTA AND PIZZA	1814 FRANKLIN ST	Oakland	CA	94612-3487	5812001
704	DALLAQ MARKET	542 9TH ST B	Oakland	CA	94607-3938	5411001
705	DALLAQ MARKET	6901 LION WAY	Oakland	CA	94621-3366	5411001
706	DALLAS LIQUOR	2604 MACARTHUR BLVD	Oakland	CA	94602-3206	5921001
707	DAN V AUTO REPAIR	4848 MACARTHUR BLVD	Oakland	CA	94619-2730	7539001
708	DANNYS AUTO REPAIR	7520 INTERNATIONAL BLVD # E	Oakland	CA	94621-2844	7539001
709	DANNYS SMOG STATION	8001 INTERNATIONAL BLVD STE A	Oakland	CA	94621-2478	7549001

**Attachment C.4.1 - City of Oakland**  
**List of All Industrial and Commercial Facilities**  
**Requiring Stormwater Inspections per MRP Provision C.4.b.ii.(2)(d)**

Number	Business Name	Business Address	City	State	Zip Code	SIC
710	DAUGHTER THAI KITCHEN	6118 MEDAU PL	Oakland	CA	94611-2809	5812001
711	DAVAN THAI CUISINE	1803 WEBSTER ST	Oakland	CA	94612-3413	5812001
712	DAVES COMPLETE AUTO SERVICE	2801 SAN PABLO AVE	Oakland	CA	94608-4560	7539001
713	DAVES GROCERY & LIQUOR	2484 PARK BLVD	Oakland	CA	94606-1520	5411001
714	DAVES MUFFLER, BRAKE & RADIATOR SERVICE	7744 INTERNATIONAL BLVD	Oakland	CA	94621-2730	7539001
715	DAVID P INC QUALITY BODY FENDER	2510 MARTIN LUTHER KING JR WAY	Oakland	CA	94612-1114	7532001
716	DAWIT AUTO SHOP	4101 MARTIN LUTHER KING JR WAY	Oakland	CA	94609-2319	7539001
717	DBS MOBILE AUTOMOTIVE SERVICES & TRANSPORT	1050 98TH AVE	Oakland	CA	94603-2331	7539001
718	DE XING LONG MARKET, INC	727 WEBSTER ST	Oakland	CA	94607-4227	5411001
719	DEALER TIRE, LLC	7200 EDGEWATER DR	Oakland	CA	94621-3004	5014001
720	DEEP FRIED DREAMS	2727 10TH AVE	Oakland	CA	94606-2708	5812001
721	DELI FRESH INC	404 22ND ST	Oakland	CA	94612-3008	5812001
722	DELICIAS BAKERY	3460 INTERNATIONAL BLVD	Oakland	CA	94601-3036	5461001
723	DELICIOUS DELLI	4559 INTERNATIONAL BLVD	Oakland	CA	94601-4506	5812001
724	DELTA AUTO GARAGE	5538 FOOTHILL BLVD	Oakland	CA	94605-1029	7538001
725	DEN SAKE BREWERY	2311 MAGNOLIA ST BLDG 6	Oakland	CA	94607-2308	5182
726	DENA COOKS	74 PEARL ST APT 4	Oakland	CA	94611-5446	5812001
727	DENNYS RESTAURANT #296	601 HEGENBERGER RD	Oakland	CA	94621-1913	5812001
728	DENTLEY LOGISTICS	2421 76TH AVE	Oakland	CA	94605-2703	4215001
729	DESIGN WORKSHOPS	486 LESSER ST	Oakland	CA	94601-4902	2431001
730	DESTAPAS	372 24TH ST	Oakland	CA	94612-3125	5812001
731	DETAILS	2027 CHESTNUT ST	Oakland	CA	94607-2819	7542001
732	DHL Express OAK	7201 Earhart Road	Oakland	CA	94621-4507	4215
733	DIAMOND AUTO ALIGNMENT	8430 AMELIA ST	Oakland	CA	94621-1836	7538001
734	DIAMOND AUTO CENTER	3475 CHAMPION ST	Oakland	CA	94602-2332	7539001
735	DIAMOND BANQUET HALL & CATERING	10 HEGENBERGER RD	Oakland	CA	94621-1406	5812001
736	DIAMOND DIESEL SERVICE INC	2550 E 12TH ST	Oakland	CA	94601-1502	7539001

**Attachment C.4.1 - City of Oakland**  
**List of All Industrial and Commercial Facilities**  
**Requiring Stormwater Inspections per MRP Provision C.4.b.ii.(2)(d)**

Number	Business Name	Business Address	City	State	Zip Code	SIC
737	DIAMOND MARKET	2979 MACARTHUR BLVD	Oakland	CA	94602-3231	5411001
738	DIAMOND SHOP	2129 MACARTHUR BLVD	Oakland	CA	94602-2228	5411002
739	DIAMOND TOOL DIE INC	508 29TH AVE	Oakland	CA	94601-2108	3545001
740	DIANAS HOT DOGS	1442 84TH AVE	Oakland	CA	94621-1700	5812001
741	DICKS DONUTS	3417 HIGH ST	Oakland	CA	94619-1819	5812001
742	DIGGERY INN	4212 PARK BLVD	Oakland	CA	94602-1312	5812001
743	DIMOND CAFE	3430 FRUITVALE AVE	Oakland	CA	94602-2318	5812001
744	DIMOND SLICE PIZZA	2208 MACARTHUR BLVD	Oakland	CA	94602-2331	5812001
745	DIMOND VICINITY CORP 18216E	2411 MACARTHUR BLVD	Oakland	CA	94602-2915	5411001
746	DING JAPANESE FOOD	6200 CLAREMONT AVE	Oakland	CA	94618-1324	5812036
747	DIRTY SOUTH JOES	937 W GRAND AVE	Oakland	CA	94607-3419	5812001
748	DISCOUNT AUTO SMOG AND UHAUL CENTER	3806 MARTIN LUTHER KING JR WAY	Oakland	CA	94609-2314	7549001
749	DISCOUNT AUTO SMOG CENTER	5443 SHATTUCK AVE	Oakland	CA	94609-1620	7549001
750	DISCOUNT BRAKES & TIRES	2301 E 12TH ST	Oakland	CA	94601-1014	7539001
751	DISCOUNT MARKET	2129 MACARTHUR BLVD	Oakland	CA	94602-2228	5411001
752	DIXON'S	8999 INTERNATIONAL BLVD	Oakland	CA	94621-1103	5149001
753	DM MOBILE DETAIL AND PARTS	2451 SEMINARY AVE APT 205	Oakland	CA	94605-1355	7542001
754	DOCKTIME CORPORATION	1301 24TH ST	Oakland	CA	94607-2435	4212001
755	DOCS OF THE BAY (ZAK SILVERMAN & ASSOCIATES LLC)	732 56TH ST	Oakland	CA	94609-1608	5812001
756	DOLLAR MARKET	9711 INTERNATIONAL BLVD	Oakland	CA	94603-2509	5812001
757	DOLLARS MARKET	1228 59TH ST	Oakland	CA	94608-2142	5411001
758	DOLMA DEEJIS DELI	100 BROADWAY	Oakland	CA	94607-3716	5812001
759	DOMINOS PIZZA STORE #8150	1204 FRUITVALE AVE	Oakland	CA	94601-2926	5812001
760	DOMINOS PIZZA STORE #8241	3639 MACARTHUR BLVD	Oakland	CA	94619-1327	5812001
761	DOMINOS PIZZA STORE #8276	3360 GRAND AVE	Oakland	CA	94610-2737	5812001
762	DOMINOS PIZZA STORE #8527	314 BROADWAY	Oakland	CA	94607-3805	5812001
763	DONE RIGHT AUTO RESTORATION	3070 BROOK ST	Oakland	CA	94611-5716	7532001

**Attachment C.4.1 - City of Oakland**  
**List of All Industrial and Commercial Facilities**  
**Requiring Stormwater Inspections per MRP Provision C.4.b.ii.(2)(d)**

Number	Business Name	Business Address	City	State	Zip Code	SIC
764	DONS MEAT MARKET	8607 BANCROFT AVE	Oakland	CA	94605-3915	5421001
765	DONUT SAVANT LLC	1934 BROADWAY	Oakland	CA	94612-2206	5812001
766	DONUTS & TREATS	2347 82ND AVE	Oakland	CA	94605-3409	5812001
767	DOOR PRIZE SNACK BAR	10700 MACARTHUR BLVD	Oakland	CA	94605-5298	5812001
768	DOPO	4293 PIEDMONT AVE	Oakland	CA	94611-4713	5812001
769	DOSIRAK SHOP	366 GRAND AVE UNIT A	Oakland	CA	94610-4840	5812001
770	DOT COM AUTO CENTER	1101 7TH AVE # A	Oakland	CA	94606-3636	7539001
771	DOUKKALA	4905 TELEGRAPH AVE	Oakland	CA	94609-2011	5812001
772	DOWNTOWN AUTO CENTER	4145 BROADWAY	Oakland	CA	94611-5111	7539001
773	DRAGON GATE LOUNGE & GRILL	300 BROADWAY	Oakland	CA	94607-3805	5812001
774	DRAGON PALACE LLC	266 14TH ST	Oakland	CA	94612-4011	5812001
775	DRAGON PEARL ASIAN FUSION	365 19TH ST	Oakland	CA	94612-3424	5812001
776	DRAGON TREE INC	389 GRAND AVE	Oakland	CA	94610-4825	5812001
777	DRAKES DEALERSHIP	2325 BROADWAY	Oakland	CA	94612-2414	5812001
778	Dreisbach Enterprises	2530 E 11th St	Oakland	CA	94601-1425	4222
779	DULCES MIRIAM	4559 INTERNATIONAL BLVD	Oakland	CA	94601-4506	5812001
780	DURAN PALLETS CORPORATION	740 JULIE ANN WAY	Oakland	CA	94621-4005	2448001
781	DUSTY & SONS TRUCK TIRE CENTER	2201 MANDELA PKWY	Oakland	CA	94607-1724	5531001
782	DUVIN: A GATHERING PLACE	5736 THORNHILL DR STE 106	Oakland	CA	94611-2171	5812001
783	DYAFA	44 WEBSTER ST	Oakland	CA	94607-3721	5812001
784	E and F Demolition	760 98th Ave	Oakland	CA	94603-2200	9999
785	E B AUTO BODY	1223 MILLER AVE	Oakland	CA	94601-1053	7532001
786	E B AUTO SERVICE INC	2338 E 12TH ST	Oakland	CA	94601-1015	7539001
787	E.14TH PRODUCE	7135 INTERNATIONAL BLVD	Oakland	CA	94621-3205	5499001
788	EA AUTO PERFORMANCE	5315 SAN PABLO AVE	Oakland	CA	94608-3023	7539001
789	EAGEL GAS & MINI MART	4301 SAN LEANDRO ST	Oakland	CA	94601-4445	5541001
790	EAGLE AUTO COMPANY	8515 SAN LEANDRO ST	Oakland	CA	94621-1238	7539001
791	EARL SCHEIB OAKLAND	901 INTERNATIONAL BLVD	Oakland	CA	94606-3727	7532001
792	EARTHLY COFFEE	5506 MARTIN LUTHER KING JR WAY	Oakland	CA	94609-1616	5812001

**Attachment C.4.1 - City of Oakland**  
**List of All Industrial and Commercial Facilities**  
**Requiring Stormwater Inspections per MRP Provision C.4.b.ii.(2)(d)**

Number	Business Name	Business Address	City	State	Zip Code	SIC
793	EASON AUTO WORKS	3423 HARLAN ST	Oakland	CA	94608-4142	7539001
794	EAST 14TH AUTO SERVICE	5201 INTERNATIONAL BLVD	Oakland	CA	94601-5720	7539001
795	EAST BAY ALUMINUM TANK	740 JULIE ANN WAY	Oakland	CA	94621-4005	7539001
796	EAST BAY AUTO BODY PARTS	8412 INTERNATIONAL BLVD	Oakland	CA	94621-1804	5531001
797	EAST BAY AUTO REPAIR & TOWING	1335 FOOTHILL PL	Oakland	CA	94606-3948	7549001
798	EAST BAY GAS & FOOD	2146 E 12TH ST	Oakland	CA	94606-4928	5541001
799	EAST BAY KOI AND POND SUPPLY	3501 E 8TH ST	Oakland	CA	94601-3309	5261001
800	EAST BAY MARKET INC	8432 INTERNATIONAL BLVD	Oakland	CA	94621-1804	5411001
801	EAST BAY MESSENGER SERVICE	1642 12TH ST	Oakland	CA	94607-1404	4215001
802	EAST BAY METAL	4911 COLISEUM WAY	Oakland	CA	94601-5011	3499001
803	EAST BAY MUFFLERS	4016 INTERNATIONAL BLVD	Oakland	CA	94601-4066	7539001
804	East Bay Resources	2430 Willow St	Oakland	CA	94607-1711	5093
805	EAST BAY TRUCK ADN AUTO REPAIR	6825 SAN LEANDRO ST	Oakland	CA	94621-3319	7539001
806	EAST BAY TRUCK WASH	8255 SAN LEANDRO ST	Oakland	CA	94621-1904	7542001
807	EAST TOWN LIQUOR	2833 MACARTHUR BLVD	Oakland	CA	94602-3229	5921001
808	EAST WEST PRODUCE CO	380 2ND ST	Oakland	CA	94607-4136	5148001
809	EASTBAY LIQUORS	5350 MARTIN LUTHER KING JR WAY	Oakland	CA	94609-1830	5921001
810	EASTGATE PETROLEUM LLC - OAKLAND PORT	1107 5TH ST	Oakland	CA	94607-2514	5999001
811	EASY BAY AUDIO REPAIR	8410 AMELIA ST	Oakland	CA	94621-1836	7539001
812	EASY LIQUORS NO. TWO MARKET	900 W MACARTHUR BLVD	Oakland	CA	94608-3950	5411001
813	EASY MARKET	900 MARKET ST STE A	Oakland	CA	94607-3119	5411001
814	EAT MY GRITS	135 12TH ST	Oakland	CA	94607-4905	5812001
815	EBBETTS GOOD TO GO LLC	1607 63RD ST	Oakland	CA	94608-2034	5812001
816	EBJ FOODS CORP	1155 7TH ST	Oakland	CA	94607-2660	5411001
817	ECHAVIDRE MOTORS	2644 INTERNATIONAL BLVD	Oakland	CA	94601-1512	5511001
818	ECONO SMOG TEST ONLY CENTER	250 8TH ST	Oakland	CA	94607-4445	7549001
819	ECONOMY LUMBER CO OF OAKLAND I	750 HIGH ST	Oakland	CA	94601-4402	5211001
820	ED & GRACE 145, INC	470 LAKE PARK AVE	Oakland	CA	94610-2730	5812001

**Attachment C.4.1 - City of Oakland**  
**List of All Industrial and Commercial Facilities**  
**Requiring Stormwater Inspections per MRP Provision C.4.b.ii.(2)(d)**

Number	Business Name	Business Address	City	State	Zip Code	SIC
821	EDDIES DRIVE IN LIQUORS	5491 COLLEGE AVE	Oakland	CA	94618-1502	5921001
822	EDDIES ENTERPRISE INC.	1935 73RD AVE	Oakland	CA	94621-2815	5411001
823	EDEN PLAZA CAFE	1800 HARRISON ST # 1FLR	Oakland	CA	94612-3466	5812001
824	EDIBLE ARTS BY NUNU	2020 DENNISON ST UNIT 108	Oakland	CA	94606-5240	5461001
825	EDS LIQUOR STORE	2700 23RD AVE	Oakland	CA	94606-3530	5921001
826	EDUARDO PRODUCE	9917 E ST	Oakland	CA	94603-2340	5148001
827	EGG ROLL KITCHEN	6650 BANCROFT AVE	Oakland	CA	94605-2043	5812001
828	EIGHTEEN TRUCKING CO	2230 WILLOW ST	Oakland	CA	94607-1709	7389001
829	EL AGAVERO RESTAURANT	2071 MOUNTAIN BLVD	Oakland	CA	94611-2815	5812001
830	EL BURRITO GORDO	326 23RD ST	Oakland	CA	94612-3785	5812001
831	EL BURRITO LOCO	1165 84TH AVE A	Oakland	CA	94621-1813	5812001
832	EL CAFECITO	4265 FOOTHILL BLVD	Oakland	CA	94601-4621	5812001
833	EL CARRETERO	5701 FOOTHILL BLVD	Oakland	CA	94605-1303	5812001
834	EL CENTENARIO	8515 SAN LEANDRO ST	Oakland	CA	94621-1238	5812001
835	EL CHARRO SUPER MERCADO	1502 FRUITVALE AVE	Oakland	CA	94601-2323	5141001
836	EL CHINELO	2370 HIGH ST	Oakland	CA	94601-4324	5812036
837	EL GRANO DE ORO TAQUERIA	3829 FOOTHILL BLVD	Oakland	CA	94601-4234	5812001
838	EL GRULLO #2	4021 INTERNATIONAL BLVD	Oakland	CA	94601-4013	5812001
839	EL HUARACHE AZTECA	3842 INTERNATIONAL BLVD	Oakland	CA	94601-4010	5812001
840	EL JALICIENSE	646 HEGENBERGER RD	Oakland	CA	94621-1914	5812001
841	EL LATINO MARKET	2118 INTERNATIONAL BLVD	Oakland	CA	94606-4904	5411001
842	EL OJO DE AGUA	10401 INTERNATIONAL BLVD	Oakland	CA	94603-3221	5812001
843	EL PAISA	2900 INTERNATIONAL BLVD	Oakland	CA	94601-2207	5812001
844	EL PAISA@.COM	4610 INTERNATIONAL BLVD	Oakland	CA	94601-5208	5812001
845	EL POLLO LOCO #3480	2506 INTERNATIONAL BLVD	Oakland	CA	94601-1510	5812001
846	EL POTRILLO RESTAURANT AND BAR	400 29TH AVE	Oakland	CA	94601-2106	5812001
847	EL PUERTO PRODUCE	145 FRANKLIN ST	Oakland	CA	94607-3717	5148001
848	EL QUETZAL Y MANGO RESTAURANT	1414 FRUITVALE AVE	Oakland	CA	94601-2321	5812001
849	EL RANCHITO MARKET	1536 23RD AVE	Oakland	CA	94606-5019	5411001

**Attachment C.4.1 - City of Oakland**  
**List of All Industrial and Commercial Facilities**  
**Requiring Stormwater Inspections per MRP Provision C.4.b.ii.(2)(d)**

Number	Business Name	Business Address	City	State	Zip Code	SIC
850	EL REY DE ORO	3851 INTERNATIONAL BLVD	Oakland	CA	94601-4009	5812001
851	EL RINCONSITO CHAPIN	3831 INTERNATIONAL BLVD	Oakland	CA	94601-4009	5812001
852	EL SALVADOR RESTAURANT	6520 FOOTHILL BLVD	Oakland	CA	94605-2017	5812001
853	EL TACO LOCO	8824 INTERNATIONAL BLVD	Oakland	CA	94621-1198	5812001
854	EL TACO ZAMORANO	4032 FOOTHILL BLVD	Oakland	CA	94601-4239	5812001
855	EL TIO JUAN	4095 FOOTHILL BLVD	Oakland	CA	94601-4256	5812001
856	EL TORERO TAQUERIA	5801 INTERNATIONAL BLVD	Oakland	CA	94621-4228	5812001
857	EL TORTAS GRILL	8912 INTERNATIONAL BLVD	Oakland	CA	94621-1104	5812001
858	EM DELI & CATERING	329 14TH ST	Oakland	CA	94612-3906	5812001
859	EM PIZZA LLC	4395 PIEDMONT AVE UNIT A	Oakland	CA	94611-4780	5812001
860	EMERALD STEEL INC	727 66TH AVE	Oakland	CA	94621-3713	3317001
861	EMILS BURGER & BREAKFAST	3301 E 12TH ST STE 121	Oakland	CA	94601-2943	5812001
862	ENRIQUES COMPLETE AUTO REPAIR	914 W GRAND AVE STE A	Oakland	CA	94607-3420	7539001
863	ENSSARD ETHIOPIAN CUISINE	357 GRAND AVE	Oakland	CA	94610-4827	5812001
864	ENSSARD ETHIOPIAN CUISINE	366 GRAND AVE # B	Oakland	CA	94610-4840	5812001
865	ENTERPRISE RENT A CAR	145 98TH AVE	Oakland	CA	94603-1003	7514001
866	ENTERPRISE RENT A CAR CO OF S F LLC	3030 BROADWAY	Oakland	CA	94611-5713	7514001
867	ENTERPRISE RENT A CAR CO OF SAN FRANCISC	3950 BROADWAY	Oakland	CA	94611-5616	7514001
868	ENTERPRISE RENT A CAR COMPANY OF SAN FRANCISCO INC	165 98TH AVE	Oakland	CA	94603-1003	7514001
869	ENTERPRISE RENT-A-CAR OF SAN FRANCISCO LLC	1049 9TH AVE	Oakland	CA	94606-3703	7514001
870	ENTERPRISE RENT-A-CAR OF SAN FRANCISCO LLC	25 EMBARCADERO CV	Oakland	CA	94606-5203	7514001
871	ENTHUSIAST AUTOMOTIVE II	5920 ADELINE ST	Oakland	CA	94608-1427	7539001
872	EP CAFE	7700 EDGEWATER DR STE 701	Oakland	CA	94621-3023	5812001
873	EPIPUREAN SOLUTIONS SF LLC	8929 MACARTHUR BLVD	Oakland	CA	94605-4034	5812001
874	EQUATOR COFFEES LLC	175 BAY PL	Oakland	CA	94610-4439	5812001



**Attachment C.4.1 - City of Oakland**  
**List of All Industrial and Commercial Facilities**  
**Requiring Stormwater Inspections per MRP Provision C.4.b.ii.(2)(d)**

Number	Business Name	Business Address	City	State	Zip Code	SIC
875	EQUIPMENT AND AUTOMOTIVE TRADING COMPANY	1323 E 17TH ST	Oakland	CA	94606-3932	5511001
876	EQUIPMENT FABRICATING CORPORATION	729 45TH AVE	Oakland	CA	94601-4428	3315001
877	ERITREAN-C.C.C.C.	955 W GRAND AVE	Oakland	CA	94607-3459	5812001
878	ESPERANSA	2122 FRUITVALE AVE	Oakland	CA	94601-2575	5499001
879	ESPRESSO GOURMET	409 14TH ST	Oakland	CA	94612-2701	5812001
880	ESTRELLAS DE SINALOA	8119 SAN LEANDRO ST	Oakland	CA	94621-1900	5499001
881	ETHIOPIAN KITCHEN	470 25TH ST	Oakland	CA	94612-2409	5812036
882	EUROMIX DELICATESSEN	4301 PIEDMONT AVE STE C	Oakland	CA	94611-4774	5411001
883	EVERETT & JONES BARBEQUE-JACK LONDON,LLC	126 BROADWAY	Oakland	CA	94607-3716	5812001
884	EVERETT AND JONES BARBEQUE	4245 MACARTHUR BLVD	Oakland	CA	94619-1907	5812001
885	EVERGREEN PRODUCE	3225 FOOTHILL BLVD	Oakland	CA	94601-3112	5148001
886	Everport Terminal Services	5190 7th St	Oakland	CA	94607-1045	4412
887	EVNTWRK-S	317 WASHINGTON ST STE 106	Oakland	CA	94607-3810	5812036
888	EXCEL AUTO	2939 E 7TH ST	Oakland	CA	94601-2837	7538001
889	EXPERIENCE AUTO BODY	2230 INTERNATIONAL BLVD	Oakland	CA	94606-5004	7532001
890	EXPERSS LIQUOR & MARKET	1250 INTERNATIONAL BLVD	Oakland	CA	94606-4333	5411001
891	EXPRESS AUTO CLINIC	3810 BROADWAY	Oakland	CA	94611-5616	7539001
892	EXPRESS GAS & MART	2951 HIGH ST	Oakland	CA	94619-2519	5541001
893	EXPRESS TO CHINA	988 BROADWAY 153	Oakland	CA	94607-4064	4215001
894	EZ STAR SMOG TEST ONLY	3315 SAN PABLO AVE	Oakland	CA	94608-4235	7549001
895	EZ TAQUERIA	4013 TELEGRAPH AVE F	Oakland	CA	94609-2469	5812036
896	F & G AUTO REPAIR	2764 INTERNATIONAL BLVD	Oakland	CA	94601-1519	7539001
897	FAIRFAX LIQUORS	5403 FOOTHILL BLVD	Oakland	CA	94601-5515	5921001
898	FALAFEL BOY	1924 FRANKLIN ST	Oakland	CA	94612-2913	5812036
899	FAMILY AUTO CARE	958 77TH AVE # 1	Oakland	CA	94621-2526	7538001
900	FAMILY FIRST	1112 INTERNATIONAL BLVD	Oakland	CA	94606-4331	5411001
901	FAMILY MARKET	2222 62ND AVE	Oakland	CA	94605-1427	5411001

**Attachment C.4.1 - City of Oakland**  
**List of All Industrial and Commercial Facilities**  
**Requiring Stormwater Inspections per MRP Provision C.4.b.ii.(2)(d)**

Number	Business Name	Business Address	City	State	Zip Code	SIC
902	FAMILY SUPERMARKET	1600 12TH ST	Oakland	CA	94607-1404	5411001
903	FARLEYS EAST	33 GRAND AVE	Oakland	CA	94612-3727	5812001
904	FARMER CITY MARKET	376 8TH ST	Oakland	CA	94607-4241	5421001
905	FARMER JOE S MARKETPLACE INC	3501 MACARTHUR BLVD	Oakland	CA	94619-1325	5148001
906	FARMER JOES MARKETPLACE, LP	3420 FRUITVALE AVE	Oakland	CA	94602-2318	5148001
907	FARMERS PRODUCE CORPORATION	380 3RD ST	Oakland	CA	94607-4138	5148001
908	FARMSTEAD CHEESES AND WINES LLC	6218 LA SALLE AVE	Oakland	CA	94611-2804	5411001
909	FARNAM MARKET	3313 FARNAM ST	Oakland	CA	94601-3033	5141001
910	FARNAM SNACK	3313 FARNAM ST	Oakland	CA	94601-3033	5411001
911	FAST & QUALITY AUTO REPAIR	6528 INTERNATIONAL BLVD	Oakland	CA	94621-3644	7539001
912	FAST AUTO BODY PARTS	6914 MACARTHUR BLVD	Oakland	CA	94605-2536	5015001
913	FAST GAS & MINI MART	5910 MACARTHUR BLVD	Oakland	CA	94605-1634	5541001
914	FAST GAS & MINI MART	5910 MACARTHUR BLVD	Oakland	CA	94605-1634	5541001
915	FAT CAT CAFE	1720 TELEGRAPH AVE	Oakland	CA	94612-2108	5812001
916	FAT CAT TIRES & SON, INC.	5401 COLISEUM WAY	Oakland	CA	94601-5021	5531001
917	FAT MAN SUPER B.B.Q.	4559 INTERNATIONAL BLVD	Oakland	CA	94601-4506	5812001
918	FATHER OTTS	434 41ST ST APT 4	Oakland	CA	94609-2580	5812001
919	FAZ RESTAURANT & BAR	1111 BROADWAY	Oakland	CA	94607-4139	5812001
920	FEATHERWEIGHT PERFORMANCE & RESTORATION	10966 SAN LEANDRO ST	Oakland	CA	94603-3748	7532001
921	FedEx JBSA	8455 Pardee Dr	Oakland	CA	94621-1411	4215
922	FedEx OAKRT	9190 Edes Avenue	Oakland	CA	94603-1116	4215
923	FEENEY INC	2603 UNION ST	Oakland	CA	94607-2423	3315001
924	FERNANDOS TIRE SERVICE	1414 16TH AVE	Oakland	CA	94606-4412	5531001
925	FIFTH STREET GARAGE	431 MARTIN LUTHER KING JR WAY	Oakland	CA	94607-3535	7539001
926	FILIPPO'S	5400 COLLEGE AVE	Oakland	CA	94618-1503	5812036
927	FINISHING TOUCHES AUTO DETAILING	2555 INTERNATIONAL BLVD	Oakland	CA	94601-1515	7542001
928	First Student Inc 12676	333 Filbert Street	Oakland	CA	94607-2529	4151
929	First Transit Inc 55570	407 High St	Oakland	CA	94601-3903	4111

**Attachment C.4.1 - City of Oakland**  
**List of All Industrial and Commercial Facilities**  
**Requiring Stormwater Inspections per MRP Provision C.4.b.ii.(2)(d)**

Number	Business Name	Business Address	City	State	Zip Code	SIC
930	FISH AND SEAFOOD	3112 MARKET ST	Oakland	CA	94608-4334	5812001
931	FISH KING	6447 INTERNATIONAL BLVD STE C	Oakland	CA	94621-3815	5812001
932	FIST OF FLOUR PIZZA COMPANY	4166 MACARTHUR BLVD	Oakland	CA	94619-1906	5812001
933	FIYA MOBILE DETAILING	9648 D ST	Oakland	CA	94603-2435	7542001
934	FLAMING AUTO BODY	6506 INTERNATIONAL BLVD	Oakland	CA	94621-3644	7532001
935	FLANTASTICO	3817 PENNIMAN AVE	Oakland	CA	94619-1760	5812001
936	FLAVOR BRIGADE	3540 FRUITVALE AVE	Oakland	CA	94602-2327	5812001
937	FLAVORS INDIA BISTRO	6112 LA SALLE AVE	Oakland	CA	94611-2826	5812001
938	FLEURETS MARKET AND SPIRITS	1913 SAN PABLO AVE	Oakland	CA	94612-1305	5141001
939	FLINTROY CATERING	1606 41ST AVE	Oakland	CA	94601-4144	5812001
940	FLIP N SOUL	2103 12TH AVE	Oakland	CA	94606-3117	5812001
941	FLIPPERS GOURMET BURGERS	2062 MOUNTAIN BLVD	Oakland	CA	94611-2816	5812001
942	FLIPSIDE BURGER	3401 LAKESHORE AVE	Oakland	CA	94610-2307	5812001
943	FLO SHOR PRODUCTS	1663 13TH ST	Oakland	CA	94607-1534	5211001
944	FLORA	1900 TELEGRAPH AVE	Oakland	CA	94612-2202	5812001
945	FLORES AUTO BODY	7340 INTERNATIONAL BLVD	Oakland	CA	94621-2861	7532001
946	FLO'S FRIENDLY FOODS LLC	13402 CAMPUS DR	Oakland	CA	94619-3710	5812036
947	FLOWER LOUNGE RESTAURANT	2033 MACARTHUR BLVD	Oakland	CA	94602-2214	5812001
948	FM-AM CATERING	3036 LOGAN ST	Oakland	CA	94601-1927	5812001
949	FONGS CAFE	6807 FOOTHILL BLVD	Oakland	CA	94605-2062	5812001
950	FOOD 24 CONVENIENCE MARKET	2900 PARK BLVD	Oakland	CA	94610-3918	5411001
951	FOOD KING LIQUOR	8824 INTERNATIONAL BLVD	Oakland	CA	94621-1198	5411001
952	FOOD MAXX #417	10950 INTERNATIONAL BLVD	Oakland	CA	94603-3865	5411001
953	FOOD MAXX #484	3000 E 9TH ST	Oakland	CA	94601-2937	5411001
954	FOOD TOWN MARKET	6421 INTERNATIONAL BLVD	Oakland	CA	94621-3853	5411001
955	FOODS CO #534	10790 MACARTHUR BLVD	Oakland	CA	94605-5253	5411001
956	FOOTHILL COLLISION CENTER	6821 FOOTHILL BLVD	Oakland	CA	94605-2496	7532001
957	FOOTHILL GROCERY	6512 FOOTHILL BLVD	Oakland	CA	94605-2017	5411001
958	FOOTHILL MARKET	1906 FOOTHILL BLVD	Oakland	CA	94606-4620	5411001

**Attachment C.4.1 - City of Oakland**  
**List of All Industrial and Commercial Facilities**  
**Requiring Stormwater Inspections per MRP Provision C.4.b.ii.(2)(d)**

Number	Business Name	Business Address	City	State	Zip Code	SIC
959	FOOTHILL SMOG TEST ONLY, INC	4033 FOOTHILL BLVD	Oakland	CA	94601-4238	7549001
960	FORAGE KITCHEN	478 25TH ST	Oakland	CA	94612-2409	5812001
961	FORGE PIZZA DANVILLE LLC	66 FRANKLIN ST STE 100	Oakland	CA	94607-3733	5812001
962	FORT GREEN	736 WASHINGTON ST	Oakland	CA	94607-3925	5812001
963	FORTUNE COOKIE	1698 7TH ST	Oakland	CA	94607-1351	5812036
964	FORTUNE RESTAURANT	2708 FRUITVALE AVE	Oakland	CA	94601-2016	5812001
965	FORTUNE RESTAURANT	940 WEBSTER ST	Oakland	CA	94607-4222	5812001
966	FORTY FIRST DISCOUNT	4055 TELEGRAPH AVE	Oakland	CA	94609-2404	5411001
967	FOUNTAIN CAFE/E & N GHATTAS, INC.	499 14TH ST STE 125	Oakland	CA	94612-1947	5812001
968	FOUNTAIN GARDEN SEAFOOD RESTAURANT	3836 MACARTHUR BLVD	Oakland	CA	94619-1315	5812001
969	FOUR BARREL COFFEE	325 MARTIN LUTHER KING JR WAY	Oakland	CA	94607	5812001
970	FOUR STAR MARKET	2884 38TH AVE	Oakland	CA	94619-1127	5141001
971	FOX AUTO REPAIR	1100 57TH AVE	Oakland	CA	94621-4428	7539001
972	FRACISCO OCHOA WHOLE GREEN TOMATOE	5401 COLISEUM WAY	Oakland	CA	94601-5021	5148001
973	FRANK TIRE	299 29TH ST	Oakland	CA	94611-5704	5531001
974	FRANNIE EXPRESS	3542 INTERNATIONAL BLVD	Oakland	CA	94601-3522	5812001
975	FRATELLANZA CLUB	1140 66TH ST	Oakland	CA	94608-1115	5812001
976	FRESH & BEST CAFE 2	1428 ALICE ST	Oakland	CA	94612-4067	5812001
977	FRESH & NATURAL CAFE 101, LLC	3600 BROADWAY	Oakland	CA	94611-5730	5812001
978	FRESH & NATURAL CAFE 74 LLC	12500 CAMPUS DR	Oakland	CA	94619-3107	5812001
979	FRESH FRUITS	5401 COLISEUM WAY	Oakland	CA	94601-5021	5148001
980	FRIDAS CAFE	2300 BROADWAY	Oakland	CA	94612-2480	5812001
981	FRIED CRAB FESTIVAL	6250 BROMLEY AVE	Oakland	CA	94621-3806	5812001
982	Friendly Cab Co	4849 E 12th St	Oakland	CA	94601-5107	4111
983	FRIEND'S MARKET	3501 INTERNATIONAL BLVD	Oakland	CA	94601-3521	5141001
984	FRIMA MOTOR CORPORATION	4000 TELEGRAPH AVE	Oakland	CA	94609-2400	7539001
985	FRISCO WHOLESALE PRODUCE	329 FRANKLIN ST	Oakland	CA	94607-3822	5148001

**Attachment C.4.1 - City of Oakland**  
**List of All Industrial and Commercial Facilities**  
**Requiring Stormwater Inspections per MRP Provision C.4.b.ii.(2)(d)**

Number	Business Name	Business Address	City	State	Zip Code	SIC
986	FRM AUTO SALES	4200 INTERNATIONAL BLVD # R	Oakland	CA	94601-4538	5511001
987	FRUIT BAR JALISCO	4139 FOOTHILL BLVD	Oakland	CA	94601-4240	5812001
988	FRUITVALE BOTTLES & LIQUOR	3715 INTERNATIONAL BLVD	Oakland	CA	94601-3525	5921001
989	FRUITVALE COLLISION CENTER	3009 FOOTHILL BLVD	Oakland	CA	94601-2525	7532001
990	FRUITVALE LIQUOR INC	2678 FRUITVALE AVE	Oakland	CA	94601-2033	5921001
991	FRUITVALE MOBIL	3066 FRUITVALE AVE	Oakland	CA	94602-2111	5541001
992	FRUITVALE UNION 76 REPAIR SHOP	3066 FRUITVALE AVE	Oakland	CA	94602-2111	7539001
993	FRUTAS Y TALAMES ROSA	2375 FRUITVALE AVE	Oakland	CA	94601-2538	5812001
994	FUJII MELONS, INC	201 FRANKLIN ST	Oakland	CA	94607-3821	5148001
995	FULL HOUSE CAFE	326 7TH ST	Oakland	CA	94607-4112	5813001
996	FUNG WONG BAKERY & CAFE	833 INTERNATIONAL BLVD STE D	Oakland	CA	94606-3658	5812001
997	FUSE BOX	2311 MAGNOLIA ST	Oakland	CA	94607-2308	5812001
998	G & G ORNAMENTAL IRON WORKS	9426 BURR ST	Oakland	CA	94605-4710	3446001
999	G & M LIQUOR	8301 INTERNATIONAL BLVD	Oakland	CA	94621-1801	5921001
1000	G AUTO	410 PENDLETON WAY STE 11	Oakland	CA	94621-2151	7539001
1001	G D L CUSTOM BODY SHOP	10211 INTERNATIONAL BLVD	Oakland	CA	94603-3205	7532001
1002	G M ASSOCIATES INC	9815 KITTY LN	Oakland	CA	94603-1071	3229001
1003	G.M. ASSOCIATES, INC.	9824 KITTY LN	Oakland	CA	94603-1070	3229001
1004	GALETO BRAZILIAN GRILL	1019 CLAY ST	Oakland	CA	94607-4025	5812001
1005	Gallagher Burk Inc	344 High St	Oakland	CA	94601-3902	2951
1006	GARCIA PRODUCE	4559 INTERNATIONAL BLVD	Oakland	CA	94601-4506	5148001
1007	GARCIAS BRAKES	6410 INTERNATIONAL BLVD	Oakland	CA	94621-3854	7539001
1008	GARCIAS ICE CREAM	909 53RD AVE	Oakland	CA	94601-5639	5812001
1009	GARCIAS TIRES & BRAKES	872 50TH AVE	Oakland	CA	94601-5135	5531001
1010	GARDEN HOUSE	380 15TH ST	Oakland	CA	94612-3309	5812001
1011	GARDEN SUPPLY	1929 E 21ST ST	Oakland	CA	94606-4130	5261001
1012	GATEWAY LIQUOR	5944 SAN PABLO AVE	Oakland	CA	94608-2206	5921001
1013	GAYLORDS CAFFE ESPRESSO	4150 PIEDMONT AVE	Oakland	CA	94611-5110	5812001

**Attachment C.4.1 - City of Oakland**  
**List of All Industrial and Commercial Facilities**  
**Requiring Stormwater Inspections per MRP Provision C.4.b.ii.(2)(d)**

Number	Business Name	Business Address	City	State	Zip Code	SIC
1014	GAZALI CORP DBA SEMINARY GAS AND FOOD	6235 SEMINARY AVE	Oakland	CA	94605-1847	5541001
1015	GAZZALIS EXPRESS CORP	5908 SAN PABLO AVE	Oakland	CA	94608-2206	5411001
1016	GAZZALIS EXPRESS CORP.	2941 COOLIDGE AVE	Oakland	CA	94602-2717	5411001
1017	GAZZALIS EXTRA CORPORATION	9828 INTERNATIONAL BLVD	Oakland	CA	94603-2512	5421001
1018	GAZZALIS MARKET	7000 BANCROFT AVE	Oakland	CA	94605-2404	5411001
1019	GCR TIRES AND SERVICE	140 HEGENBERGER LOOP	Oakland	CA	94621-1326	5531001
1020	GDL AUTO SALES	10211 INTERNATIONAL BLVD	Oakland	CA	94603-3205	5511001
1021	GDL REGISTRATION SERVICE	10211 INTERNATIONAL BLVD	Oakland	CA	94603-3205	5511001
1022	GELATO FIRENZE/Q TEA BAR	478 LAKE PARK AVE # A	Oakland	CA	94610-2730	5812001
1023	GENE WAH	1710 E 12TH ST	Oakland	CA	94606-4514	5411001
1024	GENERAL GRINDING INC	801 51ST AVE	Oakland	CA	94601-5694	3531001
1025	GENERAL LIQUOR & GROCERY	4301 MARKET ST	Oakland	CA	94608-3407	5411001
1026	GENNYS FIRE PIT	6637 BANCROFT AVE	Oakland	CA	94605-2001	5812001
1027	GEORGE OREN TIRE SPECIALIST INC	1350 INTERNATIONAL BLVD	Oakland	CA	94606-4304	5531001
1028	GEORGINA PUPUSERIA	5130 INTERNATIONAL BLVD	Oakland	CA	94601-5218	5812001
1029	GERARDO MEXICAN RESTAURANT	3811 MACARTHUR BLVD	Oakland	CA	94619-1361	5812036
1030	GERMAN AUTO MASTER	2605 MARKET ST	Oakland	CA	94607-3439	7539001
1031	GERMAN CAR SERVICE	5300 BROADWAY	Oakland	CA	94618-1428	7539001
1032	GERMANYS BEST	5291 COLLEGE AVE	Oakland	CA	94618-1462	7539001
1033	GEROIS ANDRES AUTOMOTIVE	410 PENDLETON WAY	Oakland	CA	94621-2151	7539001
1034	GET THERE FAŞT	2120 66TH AVE	Oakland	CA	94621-3616	4215001
1035	GETA	165 41ST ST	Oakland	CA	94611-5206	5812001
1036	GIANT BURRITO	2540 SAN PABLO AVE	Oakland	CA	94612-1122	5812001
1037	GIANTS LIQUOR	7629 MACARTHUR BLVD	Oakland	CA	94605-2943	5921001
1038	GILROY GARLIC MARINARA	1630 HIGH ST	Oakland	CA	94601-4536	5411001
1039	GILROY GARLIC SAUCE	10440 MACARTHUR BLVD	Oakland	CA	94605-5141	5812001
1040	GINZA	303 BROADWAY	Oakland	CA	94607-3804	5812001
1041	GIOS BODY REPAIR	1124 E 11TH ST	Oakland	CA	94606-4309	7539001

**Attachment C.4.1 - City of Oakland**  
**List of All Industrial and Commercial Facilities**  
**Requiring Stormwater Inspections per MRP Provision C.4.b.ii.(2)(d)**

Number	Business Name	Business Address	City	State	Zip Code	SIC
1042	GJ SERVICES	8255 SAN LEANDRO ST	Oakland	CA	94621-1904	4215001
1043	GLENNS HOT DOGS	3506 MACARTHUR BLVD	Oakland	CA	94619-1326	5812001
1044	GLOBAL CAFE	550 52ND ST	Oakland	CA	94609-1924	5812036
1045	GLOBAL FOOD SERVICE	111 GRAND AVE	Oakland	CA	94612-3717	5812001
1046	GLOBAL PALLETS	750 98TH AVE	Oakland	CA	94603-2216	2448001
1047	GLOW GLASS STUDIO	950 57TH ST	Oakland	CA	94608-2802	3229001
1048	Gm Assoc Inc	9824 Kitty Ln	Oakland	CA	94603-1070	3229
1049	GO! PETROLEUM LLC	720 HIGH ST	Oakland	CA	94601-4402	5541001
1050	GOGI TIME INC.	2600 TELEGRAPH AVE	Oakland	CA	94612-1714	5812001
1051	GOLD BEAR PRODUCE CORP	315 FRANKLIN ST	Oakland	CA	94607-3822	5148001
1052	GOLD COIN CAR WASHES	2380 FOOTHILL BLVD	Oakland	CA	94601-1011	7542001
1053	GOLD COIN CAR WASHES	3100 SAN PABLO AVE	Oakland	CA	94608-4534	7542001
1054	GOLD COIN CAR WASHES	401 40TH ST	Oakland	CA	94609-2508	7542001
1055	GOLD COIN CAR WASHES	485 27TH ST	Oakland	CA	94612-2412	7542001
1056	GOLD COIN CAR WASHES	6315 INTERNATIONAL BLVD	Oakland	CA	94621-3800	7542001
1057	GOLD SEAL PLATING	3125 7th St	Oakland	CA	94601-2835	3471
1058	GOLDEN GAS	6600 FOOTHILL BLVD	Oakland	CA	94605-2019	5541001
1059	GOLDEN GATE BELL LLC TACO BELL #30742	6900 BANCROFT AVE	Oakland	CA	94605-2402	5812001
1060	GOLDEN GATE BELL LLC TACO BELL #30756	2255 TELEGRAPH AVE	Oakland	CA	94612-2330	5812001
1061	GOLDEN GATE BELL LLC TACO BELL #30763	3535 35TH AVE	Oakland	CA	94619-1304	5812001
1062	GOLDEN GATE BELL LLC TACO BELL #30769	630 HEGENBERGER RD	Oakland	CA	94621-1914	5812001
1063	GOLDEN GATE DONUT	4201 TELEGRAPH AVE	Oakland	CA	94609-2407	5812001
1064	GOLDEN GATE RESTURANT EQUIPMENT CO	1212 41ST AVE	Oakland	CA	94601-4022	3411001
1065	GOLDEN HOURS LIQUOR & MARKET	3201 INTERNATIONAL BLVD	Oakland	CA	94601-2903	5411001
1066	GOLDEN LOTUS VEGAN RESTAURANT	1301 FRANKLIN ST	Oakland	CA	94612-3207	5812001
1067	GOLDEN PEACOCK RESTAURANT	825 WEBSTER ST	Oakland	CA	94607-4219	5812001
1068	GOLDEN PLASTICS CORP	8465 BALDWIN ST	Oakland	CA	94621-1924	3083001
1069	GOLDEN STATE MARKET	1334 PERALTA ST	Oakland	CA	94607-2016	5999001
1070	GOLFLINK STATION INC	9750 GOLF LINKS RD	Oakland	CA	94605-4926	5541001

**Attachment C.4.1 - City of Oakland**  
**List of All Industrial and Commercial Facilities**  
**Requiring Stormwater Inspections per MRP Provision C.4.b.ii.(2)(d)**

Number	Business Name	Business Address	City	State	Zip Code	SIC
1071	GOMES NURSERY	9875 MACARTHUR BLVD	Oakland	CA	94605-4854	5261001
1072	GOMES TIRE & SERVICE CENTER	1350 50TH AVE	Oakland	CA	94601-5104	5531001
1073	GONZALEZ BODY SHOP	1409 104TH AVE	Oakland	CA	94603-3231	7532001
1074	GONZALEZS PRODUCE	5401 COLISEUM WAY	Oakland	CA	94601-5021	5148001
1075	GOOD DEAL MOTORS	5200 INTERNATIONAL BLVD	Oakland	CA	94601-5721	5511001
1076	GOOD LUCK AUTO REPAIR SERVICES	929 38TH AVE	Oakland	CA	94601-4047	7539001
1077	GOOD NEWS CAFE	155 17TH ST	Oakland	CA	94612-4645	5812001
1078	GOOD TO EAT	478 E 25TH ST	Oakland	CA	94612	5812001
1079	GOODNESS GRACIOUS SWEET POTATO PIES	9988 LAWLOR ST	Oakland	CA	94605-4851	5812001
1080	GOT JUICE	3841 MACARTHUR BLVD	Oakland	CA	94619-1361	5812036
1081	GOURMET DELIGHT RESTAURANT	701 WEBSTER ST	Oakland	CA	94607-4227	5812001
1082	GOURMET MARKET	1549 JACKSON ST	Oakland	CA	94612-4424	5411001
1083	GQ MOBILE DETAIL	8603 HILLSIDE ST # 101	Oakland	CA	94605-3956	7542001
1084	GRAND 76	3374 GRAND AVE	Oakland	CA	94610-2737	5541001
1085	GRAND ARCO AM/PM	889 W GRAND AVE	Oakland	CA	94607-3453	5541001
1086	GRAND AVE THAI CUISINE	384 GRAND AVE	Oakland	CA	94610-4840	5812001
1087	GRAND EXPRESS MARKET	363 GRAND AVE	Oakland	CA	94610-4827	5141001
1088	GRAND GOLDEN BAY BISTRO	400 E 12TH ST	Oakland	CA	94606-2311	5812001
1089	GRAND LAKE COFFEE	440 GRAND AVE STE 110	Oakland	CA	94610-5011	5812001
1090	GRAND LAKE KITCHEN	576 GRAND AVE	Oakland	CA	94610-3515	5812001
1091	GRAND LAKE THEATRE	3200 GRAND AVE	Oakland	CA	94610-2739	5812001
1092	GRAND PIEDMONT LIQUORS	3900 GRAND AVE	Oakland	CA	94610-1006	5921001
1093	GRANDMAS HANDS	1294 98TH AVE	Oakland	CA	94603-2458	5812001
1094	GRANGE HALL	4901 TELEGRAPH AVE	Oakland	CA	94609-2011	5812001
1095	GRANT IRISH	2232 POPLAR ST	Oakland	CA	94607-2315	3312001
1096	GREASE BOX	378 17TH ST	Oakland	CA	94612-3335	5812001
1097	GREAT WALL CHINESE RESTAURANT	6247 COLLEGE AVE	Oakland	CA	94618-1329	5812001
1098	Green Planet 21	1221 3rd St	Oakland	CA	94607-1801	5093
1099	GREEN VALLEY MEAT	749 ADELINE ST	Oakland	CA	94607-2607	5421001



**Attachment C.4.1 - City of Oakland**  
**List of All Industrial and Commercial Facilities**  
**Requiring Stormwater Inspections per MRP Provision C.4.b.ii.(2)(d)**

Number	Business Name	Business Address	City	State	Zip Code	SIC
1100	GREEN WASTE RECYCLING	740 JULIE ANN WAY	Oakland	CA	94621-4005	5999001
1101	GREENLAND MARKET	8433 INTERNATIONAL BLVD	Oakland	CA	94621-1803	5141001
1102	Greyhound Lines Inc 892540	2103 San Pablo Ave	Oakland	CA	94612-1308	4131
1103	GRINDERS	2069 ANTIOCH CT	Oakland	CA	94611-2913	5812001
1104	GROCERY CAFE	2248 10TH AVE	Oakland	CA	94606-2620	5411001
1105	GROCERY OUTLET #3	2900 BROADWAY	Oakland	CA	94611-5711	5411001
1106	GRUBERS GOURMET	5736 THORNHILL DR STE 104	Oakland	CA	94611-2171	5812001
1107	GS	4104 ALLENDALE AVE	Oakland	CA	94619-1708	4215001
1108	GSC LOGISTICS INC	555 MARITIME ST	Oakland	CA	94607-1012	4212001
1109	GUADALAJARA RESTAURANT	1001 FRUITVALE AVE	Oakland	CA	94601-2956	5812001
1110	GUAVA THE CARIBBEAN FOOD COMPANY	3332 HARRISON ST	Oakland	CA	94611-5421	5812001
1111	GUM KUO RESTAURANT	388 9TH ST STE 182	Oakland	CA	94607-4292	5812001
1112	GUM WAH RESTAURANT	345 8TH ST	Oakland	CA	94607-4209	5812001
1113	GUNARI ENTERPRISES	8615 E STREET AND ADJACENT LOTS	Oakland	CA	94621	3499001
1114	GUSSIES SOUTHERN TABLE AND BAR	2021 BROADWAY	Oakland	CA	94612-2319	5812001
1115	H & H AUTO COLLISION INC	3031 E 12TH ST	Oakland	CA	94601-2210	7532001
1116	H & N AUTO REPAIR	8332 INTERNATIONAL BLVD	Oakland	CA	94621-1876	7539001
1117	HADDON HILL CAFE	504 WESLEY AVE	Oakland	CA	94606-1016	5812001
1118	HAFER TOOL COMPANY INC	780 105TH AVE	Oakland	CA	94603-3698	3411001
1119	HALF PRICE AUTO SALE LLC	10550 INTERNATIONAL BLVD # C	Oakland	CA	94603-3804	5511001
1120	HALFTIME SPORTS BAR LLC	316 14TH ST	Oakland	CA	94612-3907	5812001
1121	HALS NY HOT DOGS	4430 TELEGRAPH AVE # 81	Oakland	CA	94609-2018	5812001
1122	HANDY MARKET	1801 57TH AVE	Oakland	CA	94621-4248	5411001
1123	HANZAL MARKET	2275 INTERNATIONAL BLVD	Oakland	CA	94606-5003	5499001
1124	HAPPY BURRITO #1	1616 WEBSTER ST	Oakland	CA	94612-3353	5812001
1125	HAPPY BURRITO II	564 14TH ST # A	Oakland	CA	94612-1443	5812001
1126	HAPPY DONUT & HOME FRIED CHICKEN	10807 MACARTHUR BLVD	Oakland	CA	94605-5256	5812001
1127	HAPPY DONUT LOUISIANA FRIED CHICKEN	4006 MACARTHUR BLVD	Oakland	CA	94619-1904	5812001
1128	HAPPY GARDEN CHINESE RESTAURANT	4112 MACARTHUR BLVD	Oakland	CA	94619-1906	5812001

**Attachment C.4.1 - City of Oakland**  
**List of All Industrial and Commercial Facilities**  
**Requiring Stormwater Inspections per MRP Provision C.4.b.ii.(2)(d)**

Number	Business Name	Business Address	City	State	Zip Code	SIC
1129	HAPPY HOT DOG	10601 MACARTHUR BLVD	Oakland	CA	94605-5259	5812001
1130	HARD 2 TOP DETAIL MOBILE	4526 FLEMING AVE	Oakland	CA	94619-2564	7542001
1131	HARNOOR NIJJAR PIZZ INC/ MOUNTAIN MIKES	2042 MOUNTAIN BLVD	Oakland	CA	94611-2807	5812001
1132	HAROLD'S AUTO BODY AND PAINT SHOP	2126 MARKET ST	Oakland	CA	94607-3338	7532001
1133	HARRYS MARKET	9002 MACARTHUR BLVD	Oakland	CA	94605-4348	5141001
1134	HARRYS OAKLAND AUTO SERVICE LLC	6548 FOOTHILL BLVD	Oakland	CA	94605-2017	7539001
1135	HAS AM PM	3310 PARK BLVD	Oakland	CA	94610-3926	5541001
1136	HAT RAC ESPRESSO BAR	1714 FRANKLIN ST STE 102	Oakland	CA	94612-3488	5812001
1137	HAVEN RESTAURANT	44 WEBSTER ST	Oakland	CA	94607-3721	5812001
1138	HAVENSCOURT GARAGE	6026 FOOTHILL BLVD	Oakland	CA	94605-1525	7539001
1139	HAWK & PONY LLC	4210 TELEGRAPH AVE	Oakland	CA	94609-2408	5812036
1140	HAWKER FARE INC	2300 WEBSTER ST	Oakland	CA	94612-3116	5812001
1141	HAYASA MOTORBIKES	430 E 10TH ST	Oakland	CA	94606-2828	7699001
1142	HEAVENLY EYES BURGER & FRIES	4076 FOOTHILL BLVD	Oakland	CA	94601-4255	5812001
1143	HECTOR GONZALEZ	3901 SAN LEANDRO ST # 2	Oakland	CA	94601-4039	5531001
1144	HECTOR PRODUCE	3015 E 17TH ST	Oakland	CA	94601-2416	5149001
1145	HEGENBERGER	280 HEGENBERGER RD	Oakland	CA	94621-1470	5812001
1146	HEGENBERGER CAPITAL LLC (RESTAURANT)	150 HEGENBERGER RD	Oakland	CA	94621-1422	5812001
1147	HEGENBERGER SHELL	285 HEGENBERGER RD	Oakland	CA	94621-1409	5541001
1148	Heitz Trucking Inc	4919 Tidewater Ave	Oakland	CA	94601-4914	4213
1149	HEN HOUSE	907 WASHINGTON ST	Oakland	CA	94607-4097	5812001
1150	HENRYS COURIER SERVICE	383 13TH ST STE 327	Oakland	CA	94612-2636	4215001
1151	HENRYS GALLERY CAFE	1700 FRANKLIN ST	Oakland	CA	94612-3408	5812001
1152	HERNANDEZ MEATS	3811 INTERNATIONAL BLVD	Oakland	CA	94601-4009	5421001
1153	HHR AUTO	933 77TH AVE	Oakland	CA	94621-2525	7539001
1154	HI QUALITY AUTO	6548 INTERNATIONAL BLVD	Oakland	CA	94621-3644	7539001
1155	HIENS MARKET	1451 HARRISON ST	Oakland	CA	94612-3902	5141001
1156	HIEU V NGUYEN	1338 MANDELA PKWY	Oakland	CA	94607-2055	4212001

**Attachment C.4.1 - City of Oakland**  
**List of All Industrial and Commercial Facilities**  
**Requiring Stormwater Inspections per MRP Provision C.4.b.ii.(2)(d)**

Number	Business Name	Business Address	City	State	Zip Code	SIC
1157	HIGH PEAKS KITCHEN	391 GRAND AVE	Oakland	CA	94610-4825	5812001
1158	HIGH ST SMOG	4321 SAN LEANDRO ST	Oakland	CA	94601-4445	7549001
1159	HIGH STREET 100% HAND CARWASH LUBE OIL	569 HIGH ST	Oakland	CA	94601-3905	7542001
1160	HIGH STREET FOOD MART & CAR WASH	630 HIGH ST	Oakland	CA	94601-3908	5541001
1161	HIGH TECH AUTO & TRUCK REPAIR	7810 INTERNATIONAL BLVD	Oakland	CA	94621-2614	7539001
1162	HIGH XII CAFE	1111 FRANKLIN ST # B	Oakland	CA	94607-5201	5812001
1163	HIGHLAND MARKET	2467 HIGHLAND AVE	Oakland	CA	94606-3549	5141001
1164	HIGHWIRE COFFEE ROASTERS	5655 COLLEGE AVE STE 102	Oakland	CA	94618-1583	5812001
1165	HILS COOKING	3327 TELEGRAPH AVE APT 1	Oakland	CA	94609-3051	5812001
1166	HIRABAYASHI	2030 LIVINGSTON ST	Oakland	CA	94606-5229	3363001
1167	HK AUTO CARE	3806 MARTIN LUTHER KING JR WAY	Oakland	CA	94609-2314	7539001
1168	HL'S CAFE	1952 MOUNTAIN BLVD	Oakland	CA	94611-2813	5812001
1169	HN FARMS	1327 E 15TH ST	Oakland	CA	94606-4305	4215001
1170	Hoi Polloi Brewing	246 30th St.	Oakland	CA	94611-5745	2082
1171	HOLLY MARKET	7900 HOLLY ST	Oakland	CA	94621-2363	5411001
1172	HOLLYS MANDARIN FINE CHINESE CUISINE	4080 PIEDMONT AVE	Oakland	CA	94611-5221	5812001
1173	HOLY BASIL	5362 COLLEGE AVE	Oakland	CA	94618-1417	5812001
1174	HOLY GELATO	815 WASHINGTON ST STE B	Oakland	CA	94607-4029	5812001
1175	HOLY GRAIL	1738 89TH AVE	Oakland	CA	94621-1020	5812036
1176	HOLY LAND KOSHER FOOD	677 RAND AVE	Oakland	CA	94610-2721	5812001
1177	HOME OF CHICKEN & WAFFLE	444 EMBARCADERO W	Oakland	CA	94607-3706	5812036
1178	HOME TOWN DONUT & LIQUOR & FOOD	93 8TH ST	Oakland	CA	94607-4705	5812001
1179	HOMEGROWN OAKLAND	6501 SAN PABLO AVE	Oakland	CA	94608-1378	5812001
1180	HOMEROOM	400 40TH ST	Oakland	CA	94609-2509	5812001
1181	HOMETOWN DONUTS # 3	5040 INTERNATIONAL BLVD STE A	Oakland	CA	94601-5265	5812001
1182	HOMETOWN GROCERY	241 10TH ST	Oakland	CA	94607-4407	5411001
1183	HONEY BAKED HAM, INC	4364 PIEDMONT AVE	Oakland	CA	94611-4768	5421001
1184	HONG KEE TRUCKING INC.	854 66TH AVE	Oakland	CA	94621-3716	4212001

**Attachment C.4.1 - City of Oakland**  
**List of All Industrial and Commercial Facilities**  
**Requiring Stormwater Inspections per MRP Provision C.4.b.ii.(2)(d)**

Number	Business Name	Business Address	City	State	Zip Code	SIC
1185	HONG KONG FAST FOOD RESTAURANT	900 MARKET ST STE C	Oakland	CA	94607-3137	5812001
1186	HONG KONG TRADING CO	449 9TH ST # 10A	Oakland	CA	94607-4001	5411001
1187	HONGS CAFE	1011 UNION ST	Oakland	CA	94607-2296	5812001
1188	HOOSHIS AUTO SERVICE	1499 MACARTHUR BLVD	Oakland	CA	94602-1045	7539001
1189	Hoovestol Inc	2226 Campbell Street	Oakland	CA	94607-1719	4213
1190	HOPSCOTCH	1915 SAN PABLO AVE	Oakland	CA	94612-1305	5812001
1191	HORNITOS CAFE	3012 INTERNATIONAL BLVD	Oakland	CA	94601-2204	5812001
1192	HOT DIGGITY DOGS	10401 FOOTHILL BLVD	Oakland	CA	94605-5109	5812001
1193	HOT POT FACTORY	366 8TH ST	Oakland	CA	94607-4241	5812001
1194	HOT POT HOUSE	370 12TH ST	Oakland	CA	94607-4249	5812001
1195	HOTBIRD	500 VERNON ST APT 111	Oakland	CA	94610-1426	5812009
1196	HOUSE OF BAGELS	6104 LA SALLE AVE	Oakland	CA	94611-2802	5812001
1197	HOUSE OF CURRIES # 6	391 GRAND AVE	Oakland	CA	94610-4825	5812001
1198	HOUSE OF PRODUCE	4020 MACARTHUR BLVD	Oakland	CA	94619-1904	5148001
1199	HTI Tank Wash	9957 Medford Ave Bldg 11	Oakland	CA	94603-2365	4213
1200	HUDSON BAY CAFE, INC	5401 COLLEGE AVE	Oakland	CA	94618-1502	5812001
1201	HUGOS PALLETS INC.	4601 E 12TH ST	Oakland	CA	94601	2448001
1202	HUMBLEBEE GROCERY	494 WESLEY AVE	Oakland	CA	94606-1129	5411001
1203	HUNAN VILLAGE	3232 GRAND AVE	Oakland	CA	94610-2739	5812001
1204	HUNAN YUAN RESTAURANT	4100 REDWOOD RD STE 11	Oakland	CA	94619-2363	5812001
1205	HUNTENG TRADING CO,	332 6TH ST	Oakland	CA	94607-4110	5421001
1206	HUNTSBERRY LIQUORS	10151 FOOTHILL BLVD	Oakland	CA	94605-5103	5921001
1207	HUONG QUE CAFE	1228 7TH AVE	Oakland	CA	94606-2905	5812001
1208	HUSTEADS COLLISION, INC	2915 MARKET ST	Oakland	CA	94608-4541	7532001
1209	HUTCHBAR & KITCHEN	2022 TELEGRAPH AVE	Oakland	CA	94612-2306	5812001
1210	HWH EXPRESS INC	851 81ST AVE # H3	Oakland	CA	94621-2555	4214001
1211	HWH TRUCKING INC	851 81ST AVE STE H1	Oakland	CA	94621-2535	4212001
1212	i CAFE	1004 E 12TH ST	Oakland	CA	94606-3726	5813001
1213	I TAL KING AUTO	5839 INTERNATIONAL BLVD	Oakland	CA	94621-4228	7539001

**Attachment C.4.1 - City of Oakland**  
**List of All Industrial and Commercial Facilities**  
**Requiring Stormwater Inspections per MRP Provision C.4.b.ii.(2)(d)**

Number	Business Name	Business Address	City	State	Zip Code	SIC
1214	IAM AUTO CARE	2550 HIGH ST	Oakland	CA	94601-4836	7539001
1215	IAM AUTO SERVICE	842 E 12TH ST	Oakland	CA	94606-3627	7539001
1216	IAN MULLEN PRIVATE SHELF COMPANY	2145 BROADWAY	Oakland	CA	94612-2309	5812001
1217	IBS HOAGIES OAKLAND	400 21ST ST	Oakland	CA	94612-2916	5812001
1218	ICHIRO	412 15TH ST	Oakland	CA	94612-2802	5812001
1219	IKAROS GREEK RESTAURANT	3268 GRAND AVE	Oakland	CA	94610-2739	5812001
1220	IKES LAIR	2204 BROADWAY	Oakland	CA	94612-3010	5812001
1221	IKES LOVE AND SANDWICHES	6300 COLLEGE AVE	Oakland	CA	94618-1332	5812001
1222	ILAVA HAWAIIAN BARBECUE	1446 HIGH ST	Oakland	CA	94601-4534	5812036
1223	IMPACT TRANSPORTATION LLC	2498 W 19TH ST	Oakland	CA	94607-5030	4212001
1224	IMPERIAL SOUP	723 WEBSTER ST	Oakland	CA	94607-4227	5812001
1225	IMPORT MOTORS	4000 TELEGRAPH AVE	Oakland	CA	94609-2400	7539001
1226	IMPOSSIBLE FOODS INC.	550 85TH AVE	Oakland	CA	94621-1304	2099001
1227	IN & OUT AUTO DETAIL	424 MARTIN LUTHER KING JR WAY	Oakland	CA	94607-3536	7542001
1228	IN N OUT AUTO SERVICE	712 E 12TH ST	Oakland	CA	94606-3625	7539001
1229	IN N OUT BURGER #193	8300 OAKPORT ST	Oakland	CA	94621-2055	5812001
1230	Independent Brewing Company	444 Harrison Street	Oakland	CA	94607-4118	2082
1231	INDIE FOOD HUB LLC	344 THOMAS L BERKLEY WAY STE 310A	Oakland	CA	94612-3577	5812001
1232	INSURANCE COLLISION CENTER	504 E 10TH ST	Oakland	CA	94606-2830	7532001
1233	INTERMODAL LOGISTICS INC.	2460 W 14TH ST	Oakland	CA	94607-5033	4212001
1234	INTERNATIONAL E.Z. TIRE AND AUTO	10100 INTERNATIONAL BLVD	Oakland	CA	94603-3204	7534001
1235	INTERNATIONAL FOOD KING	8824 INTERNATIONAL BLVD	Oakland	CA	94621-1198	5141001
1236	INTERNATIONAL HAND CARWASH	4852 INTERNATIONAL BLVD	Oakland	CA	94601-5212	7542001
1237	INTERNATIONAL LAO MARKET	1619 INTERNATIONAL BLVD	Oakland	CA	94606-4501	5141001
1238	INTERNATIONAL PRODUCE MARKET	3851 INTERNATIONAL BLVD	Oakland	CA	94601-4009	5431001
1239	INTERNATIONAL SMOG TEST & AUTO SERVICE	1208 INTERNATIONAL BLVD	Oakland	CA	94606-4333	7549001
1240	INTERNATIONAL TAQUERIA	7127 SAN LEANDRO ST	Oakland	CA	94621-3303	5812001
1241	INTERNATIONAL TIRES & BRAKES	6662 INTERNATIONAL BLVD	Oakland	CA	94621-3664	5531001

**Attachment C.4.1 - City of Oakland**  
**List of All Industrial and Commercial Facilities**  
**Requiring Stormwater Inspections per MRP Provision C.4.b.ii.(2)(d)**

Number	Business Name	Business Address	City	State	Zip Code	SIC
1242	INTERNATIONAL TRANSMISSION COMPLETE AUTO CARE	7340 INTERNATIONAL BLVD	Oakland	CA	94621-2861	7539001
1243	ISIDORA PRODUCE	2108 51ST AVE	Oakland	CA	94601-5433	5148001
1244	ISLAND MARKET	2314 HIGH ST	Oakland	CA	94601-4324	5411001
1245	ISLERS LIQUOR	5285 FOOTHILL BLVD	Oakland	CA	94601-5430	5921001
1246	ISSEY	460 GRAND AVE STE 214	Oakland	CA	94610-5066	5812001
1247	ITABA	3920 PIEDMONT AVE	Oakland	CA	94611-5352	5812001
1248	ITALIAN COLORS	2220 MOUNTAIN BLVD STE 100	Oakland	CA	94611-2905	5812001
1249	ITANI RAMEN 1736, LLC	1736 TELEGRAPH AVE	Oakland	CA	94612-2108	5812001
1250	ITS ABOUT CARS	622 W MACARTHUR BLVD	Oakland	CA	94609-2324	5511001
1251	ITS ALL GOOD BAKERY	5622 MARTIN LUTHER KING JR WAY	Oakland	CA	94609-1618	2051001
1252	IVY LIM COURIER	1735 24TH AVE	Oakland	CA	94601-1135	4215001
1253	IVY MOON	3112 MARKET ST	Oakland	CA	94608-4334	5812001
1254	J & A TRUCK REPAIR	2300 POPLAR ST	Oakland	CA	94607-2345	7539001
1255	J & J AUTO BODY AND REPAIR	1221 8TH AVE	Oakland	CA	94606-3614	7539001
1256	J & M LIQUOR	2151 SEMINARY AVE	Oakland	CA	94621-4147	5921001
1257	J & M MEATS	545 9TH ST	Oakland	CA	94607-3905	5421001
1258	J 1 AUTO PARTS AND SALES	1101 98TH AVE	Oakland	CA	94603-2404	5531001
1259	J J BURGER	3415 GRAND AVE	Oakland	CA	94610-2013	5812001
1260	J J FISH AND CHICKEN / DAWALI CORPORATION	8035 INTERNATIONAL BLVD	Oakland	CA	94621-2423	5812001
1261	J WEBB SPECIALTY SERVICES	6906 FRESNO ST	Oakland	CA	94605	4215001
1262	J. CHANS KITCHEN	3758 PIEDMONT AVE	Oakland	CA	94611-5348	5812001
1263	J. T. CATERING	881 41ST ST APT B	Oakland	CA	94608-3748	5812001
1264	J.A.V. TRUCKING COM.	650 85TH AVE	Oakland	CA	94621-1223	4214001
1265	J.M. EXPRESS LLC	10918 EDES AVE	Oakland	CA	94603-3000	4215001
1266	JACK IN THE BOX #413	6510 TELEGRAPH AVE	Oakland	CA	94609-1114	5812036
1267	JACK IN THE BOX #420	2424 INTERNATIONAL BLVD	Oakland	CA	94601-1021	5812001
1268	JACK IN THE BOX #433	4425 TELEGRAPH AVE	Oakland	CA	94609-2017	5812036

**Attachment C.4.1 - City of Oakland**  
**List of All Industrial and Commercial Facilities**  
**Requiring Stormwater Inspections per MRP Provision C.4.b.ii.(2)(d)**

Number	Business Name	Business Address	City	State	Zip Code	SIC
1269	JACK IN THE BOX #533	532 HEGENBERGER RD	Oakland	CA	94621-1320	5812001
1270	JACKIE 209, INC	950 MARKET ST	Oakland	CA	94607-3118	5812001
1271	JACKIES BUBLES	1059 63RD ST	Oakland	CA	94608-1205	7542001
1272	JACKS OYSTER BAR & FISH HOUSE	336 WATER ST	Oakland	CA	94607-3781	5812001
1273	JACKSON BLAKE KITCHENS	6143 FREMONT ST	Oakland	CA	94608-2217	5812001
1274	JACKSONS LIQUOR	739 E 12TH ST	Oakland	CA	94606-3624	5921001
1275	JADE PALACE CHINESE KITCHEN	2531 MACARTHUR BLVD	Oakland	CA	94602-2917	5812001
1276	JAIME E PINA GUTIERREZ	900 FALLON ST	Oakland	CA	94607-4893	5812001
1277	JALISCO MARKET	2619 INTERNATIONAL BLVD	Oakland	CA	94601-1511	5411001
1278	JALISCO RESTAURANT	1721 INTERNATIONAL BLVD	Oakland	CA	94606-4503	5812001
1279	JALOS MARKET	2267 38TH AVE	Oakland	CA	94601-3775	5411001
1280	JAMBA JUICE	1982 PLEASANT VALLEY AVE	Oakland	CA	94611-4250	5812001
1281	JAMBA JUICE #103	500 12TH ST STE 129	Oakland	CA	94607-4010	5812001
1282	JAMES AND THE GIANT CUPCAKE LLC	341 17TH ST	Oakland	CA	94612-3311	5461001
1283	JAMES AUTO REPAIR	2801 FOOTHILL BLVD	Oakland	CA	94601-2521	7539001
1284	JAMV INC	1200 CLAY ST STE 104	Oakland	CA	94612-1400	5812001
1285	JAMV INC	3080 E 9TH ST	Oakland	CA	94601-2937	5812001
1286	JASON AUTO SERVICE	2424 BROADWAY	Oakland	CA	94612-2417	7539001
1287	JAX LIQUORS	502 FOOTHILL BLVD	Oakland	CA	94606-2420	5921001
1288	JAYS SMALL MOVES	2525 MANDELA PKWY # C	Oakland	CA	94607-1721	4212001
1289	JB SMOG CHECK AND AUTO REPAIR	1325 76TH AVE	Oakland	CA	94621-2733	7549001
1290	JB TRUCK AND ELECTRICAL REPAIR	1433 18TH ST	Oakland	CA	94607-1630	7539001
1291	JD Recycling LLC	745 Kevin Court	Oakland	CA	94621-4039	5093
1292	JELLAVENT MULTICONCEPT INVESTMENT	3810 TELEGRAPH AVE	Oakland	CA	94609-2420	5411001
1293	JENNY'S JAVA	4443 ANDERSON AVE	Oakland	CA	94619-1618	5812001
1294	JIMENEZ GENERAL AUTO REPAIR	6001 FOOTHILL BLVD	Oakland	CA	94605-1524	7538001
1295	JIMMYS SNACKS AND DELI	1600 BROADWAY STE 100	Oakland	CA	94612-2172	5812001
1296	JIN SING RESTAURANT	2068 35TH AVE	Oakland	CA	94601-3153	5812001
1297	JIREH MOBILE REPAIR LLC	8925 SAN LEANDRO ST BLDG C	Oakland	CA	94621-1201	7542001

**Attachment C.4.1 - City of Oakland**  
**List of All Industrial and Commercial Facilities**  
**Requiring Stormwater Inspections per MRP Provision C.4.b.ii.(2)(d)**

Number	Business Name	Business Address	City	State	Zip Code	SIC
1298	JJ BODY SHOP	4951 SAN LEANDRO ST	Oakland	CA	94601-5133	7532001
1299	JJ FISH & CHICKEN	941 W GRAND AVE	Oakland	CA	94607-3419	5812036
1300	JJ FISH AND CHICKEN	6001 MACARTHUR BLVD	Oakland	CA	94605-1638	5812001
1301	JLH MONTCLAIR LLC	6106 LA SALLE AVE	Oakland	CA	94611-2802	5812036
1302	JM DISMANTLER,INC.	740 JULIE ANN WAY UNIT A	Oakland	CA	94621-4005	5015001
1303	JOHNNYS AUTO REPAIR SHOP	3074 BROADWAY	Oakland	CA	94611-5713	7539001
1304	JOHNSON CATERING	9212 INTERNATIONAL BLVD	Oakland	CA	94603-1402	5812001
1305	JOHNSON PLATING WORKS INC	2526 TELEGRAPH AVE	Oakland	CA	94612-1712	3411001
1306	JONG GA RESTAURANT CORPORATION	372 GRAND AVE	Oakland	CA	94610-4840	5812001
1307	JORDONS CULINARY CREATIONS	10800 MACARTHUR BLVD	Oakland	CA	94605-5252	5812001
1308	JOSHUAS GULFPORT SEAFOOD	2907 FRUITVALE AVE	Oakland	CA	94602-2108	5812001
1309	JOY LUCK RESTAURANT	327 8TH ST	Oakland	CA	94607-4209	5812001
1310	JRS MEAT	5660 MARKET ST	Oakland	CA	94608-2837	5421001
1311	JS AUTO SERVICE	1201 45TH AVE	Oakland	CA	94601-4434	7539001
1312	J'S GIANT BURGER	1920 DENNISON ST	Oakland	CA	94606-5248	5812001
1313	JUDOKU SUSHI	3314 PIEDMONT AVE	Oakland	CA	94611-5734	5812001
1314	JUDOKU SUSHI ROCKRIDGE	5295 COLLEGE AVE	Oakland	CA	94618-1462	5812001
1315	JUDY'S BURGER	2691 FRUITVALE AVE	Oakland	CA	94601-2034	5812001
1316	JUHU BEACH CLUB	5179 TELEGRAPH AVE	Oakland	CA	94609-1925	5812001
1317	JUICE - A - GO - GO	901 FRANKLIN ST STE 118	Oakland	CA	94607-4476	5812001
1318	JUICE JOINT EATERY	332 FRANK H OGAWA PLZ	Oakland	CA	94612-2001	5812001
1319	JUICES WILD	1506 4TH AVE APT 11	Oakland	CA	94606-2301	5431001
1320	JULES THIN CRUST PIZZA	5804 COLLEGE AVE	Oakland	CA	94618-1603	5812001
1321	JUMPING JAVA	6606 SHATTUCK AVE	Oakland	CA	94609-1020	5812001
1322	JUST DELICIOUS	1808 LEIMERT BLVD	Oakland	CA	94602-1932	5812001
1323	JUSTUS KITCHEN	2145 BROADWAY	Oakland	CA	94612-2309	5812001
1324	JUSTYNA 139 INC.	3734 MACARTHUR BLVD	Oakland	CA	94619-1330	5812001
1325	JZ AUTO BODY & SERVICES	1432 14TH AVE	Oakland	CA	94606-4439	7532001
1326	K & D MARKET	1100 24TH ST	Oakland	CA	94607-2402	5411001



**Attachment C.4.1 - City of Oakland**  
**List of All Industrial and Commercial Facilities**  
**Requiring Stormwater Inspections per MRP Provision C.4.b.ii.(2)(d)**

Number	Business Name	Business Address	City	State	Zip Code	SIC
1327	K & G AUTO BODY SHOP	1215 10TH AVE # A	Oakland	CA	94606-3715	7532001
1328	K & K CAFE	1209 INTERNATIONAL BLVD	Oakland	CA	94606-4332	5812001
1329	K AUTO REPAIR SHOP	6714 INTERNATIONAL BLVD	Oakland	CA	94621-3502	7539001
1330	K JS AUTOBODY	8921 SAN LEANDRO ST	Oakland	CA	94621-1247	7532001
1331	K W GOOD LUCK MARKET	717 WEBSTER ST	Oakland	CA	94607-4227	5411001
1332	K&Y AUTO REPAIR	6714 INTERNATIONAL BLVD	Oakland	CA	94621-3502	7539001
1333	KAIA FOODS	2935 ADELINE ST	Oakland	CA	94608-4422	5812001
1334	KAKUI INC	2060 MOUNTAIN BLVD STE B	Oakland	CA	94611-2816	5812001
1335	KAMAL TRUCKING CORP	526 2ND ST	Oakland	CA	94607-3502	4212001
1336	KAMDESH AFGHAN CUISINE	332 14TH ST	Oakland	CA	94612-3907	5812001
1337	KANG NAM	4419 TELEGRAPH AVE	Oakland	CA	94609-2017	5812001
1338	KANG TONG	3702 TELEGRAPH AVE	Oakland	CA	94609-2418	5812001
1339	KANSAI	4345 TELEGRAPH AVE	Oakland	CA	94609-2015	5812001
1340	KARIBBEAN CITY	1408 WEBSTER ST	Oakland	CA	94612-3206	5812001
1341	KARKACHAS AUTO REPAIR	1445 24TH AVE	Oakland	CA	94601-1025	7538001
1342	KASPERS HOT DOGS INC #1	2551 MACARTHUR BLVD	Oakland	CA	94602-2929	5812001
1343	KATRINA ROZELLE PASTRIES & DESSERTS	5931 COLLEGE AVE	Oakland	CA	94618-1325	2051001
1344	KEEP IT CLEAN MOBILE DETAILING	5029 MELROSE AVE	Oakland	CA	94601-5347	7542001
1345	KELLER MARKET	4400 KELLER AVE STE 100	Oakland	CA	94605-4233	5411001
1346	KELLY MOORE PAINT CO INC	4156 TELEGRAPH AVE	Oakland	CA	94609-2406	5231001
1347	KELLYS KAFE	1939 FRUITVALE AVE	Oakland	CA	94601-2412	5812001
1348	KEN BETTS CHEVRON SERVICE	4150 REDWOOD RD	Oakland	CA	94619-2330	7539001
1349	KEN S SIO, INC	600 E 15TH ST	Oakland	CA	94606-2926	5812001
1350	KHAO HOUSE	2744 COOLIDGE AVE	Oakland	CA	94601-2718	5812001
1351	KHYBER FALAFAL HOUSE	300 13TH ST	Oakland	CA	94612-3917	5812001
1352	KILOVOLT COFFEE	1829 MANDELA PKWY	Oakland	CA	94607	5812001
1353	KIM HUONG VIETNAMESE CUISINE	304 10TH ST	Oakland	CA	94607-4214	5812001
1354	KIMBALLS	522 2ND ST	Oakland	CA	94607-3502	5812001
1355	KINCAIDS #31	70 JACK LONDON SQ	Oakland	CA	94607-3727	5812001

**Attachment C.4.1 - City of Oakland**  
**List of All Industrial and Commercial Facilities**  
**Requiring Stormwater Inspections per MRP Provision C.4.b.ii.(2)(d)**

Number	Business Name	Business Address	City	State	Zip Code	SIC
1356	KING KONG BBQ RESTAURANT	3421 MACARTHUR BLVD	Oakland	CA	94602-3823	5812036
1357	KING KONG ROTISSERIE & CHINESE RESTAURANT	839 INTERNATIONAL BLVD	Oakland	CA	94606-3660	5812001
1358	KING MERCADO MARKET	5442 MARTIN LUTHER KING JR WAY	Oakland	CA	94609-1614	5411001
1359	KING OF GROCERY	395 8TH ST	Oakland	CA	94607-4250	5411001
1360	KINGS AUTO EXPRESS	8624 SENECA ST	Oakland	CA	94605-4010	7542001
1361	KINGS COFFEE SHOP	3000 38TH AVE	Oakland	CA	94619-1108	5812001
1362	KINGS CROWN MOTORS INC	4200 INTERNATIONAL BLVD # Z	Oakland	CA	94601-4538	5012001
1363	KINGS LIQUOR & GROCERY	3715 INTERNATIONAL BLVD	Oakland	CA	94601-3525	5411001
1364	KINGSTON 11 CUISINE,LLC	2270 TELEGRAPH AVE	Oakland	CA	94612-2331	5812001
1365	KINJA SUSHI	357 GRAND AVE	Oakland	CA	94610-4827	5812036
1366	KITCHENER OAKLAND	372 24TH ST	Oakland	CA	94612-3125	5812001
1367	KOFFEE POT	2532 TELEGRAPH AVE	Oakland	CA	94612-1712	5812036
1368	KOMBU KITCHEN SF, LLC	1014 FRUITVALE AVE	Oakland	CA	94601-2924	5812001
1369	KONG AUTO BODY & REPAIR SHOP	1131 6TH AVE	Oakland	CA	94606-2837	7532001
1370	KOREAN SOUEL BBQ	6400 SHATTUCK AVE	Oakland	CA	94609-1059	5812036
1371	KOREANA PLAZA MARKET OAKLAND INC	2370 TELEGRAPH AVE	Oakland	CA	94612-2421	5411001
1372	KORIS BIG RANCH	1370 BARROWS RD	Oakland	CA	94610-2533	5148001
1373	KORKUTS SEAFOODS	6039 MAZUELA DR	Oakland	CA	94611	5421001
1374	KORYO JAJANG	4390 TELEGRAPH AVE STE B	Oakland	CA	94609-2054	5812001
1375	KORYO RESTAURANT ON TELEGRAPH	4390 TELEGRAPH AVE STE I	Oakland	CA	94609-2054	5812001
1376	KORYO SUSHI	4390 TELEGRAPH AVE STE G	Oakland	CA	94609-2054	5812001
1377	KOUZINA	2064 ANTIOCH CT	Oakland	CA	94611-2928	5812001
1378	KP METAL FABRICATION	9918 LAWLOR ST	Oakland	CA	94605-4851	3549001
1379	KRAFT AUTOMOTIVE	2020 BRUSH ST	Oakland	CA	94612-1048	7539001
1380	KRAFT STUDIO FURNITURE	4356 COLISEUM WAY	Oakland	CA	94601-4439	2434001
1381	KROAKLAND	320 OAKLAND AVE APT D	Oakland	CA	94611-5597	5812001
1382	KRONNERBURGER	4063 PIEDMONT AVE	Oakland	CA	94611-5208	5812001
1383	KSC OAKLAND	409 E 12TH ST	Oakland	CA	94606-2310	7542001

**Attachment C.4.1 - City of Oakland**  
**List of All Industrial and Commercial Facilities**  
**Requiring Stormwater Inspections per MRP Provision C.4.b.ii.(2)(d)**

Number	Business Name	Business Address	City	State	Zip Code	SIC
1384	KULTUAH CAFE	340 14TH ST	Oakland	CA	94612-3907	5812036
1385	KUM WAH COMPANY	388 9TH ST STE 122	Oakland	CA	94607-4289	5812001
1386	KWW KITCHEN CABINET	1425 INTERNATIONAL BLVD	Oakland	CA	94606-4430	5211001
1387	L & S FISH CHIPS	326 E 18TH ST	Oakland	CA	94606-1814	5812001
1388	L & Y FOODS	1610 E 12TH ST	Oakland	CA	94606-4513	5141001
1389	L M S C INC	2775 TELEGRAPH AVE	Oakland	CA	94612-1733	5812001
1390	L P CUSTOMS	1421 HIGH ST	Oakland	CA	94601-4533	7532001
1391	L VS HOUSE OF BARBEQUE	3214 MARTIN LUTHER KING JR WAY	Oakland	CA	94609-2915	5812001
1392	L. T. LIQUOR & GROCERY	7717 BANCROFT AVE	Oakland	CA	94605-3207	5411001
1393	LA BARBACOA	900 FALLON ST	Oakland	CA	94607-4893	5812001
1394	LA BARCA MARKET	2701 E 9TH ST	Oakland	CA	94601-1406	5411001
1395	LA BENDICION DE CRISTO	4559 INTERNATIONAL BLVD	Oakland	CA	94601-4506	5812001
1396	LA BONITA TAQUERIA	2200 BROADWAY	Oakland	CA	94612-3010	5812001
1397	LA CALACA LOCA(BISTRO INVESTORS,LLC)	5199 TELEGRAPH AVE	Oakland	CA	94609-1925	5812001
1398	LA CHATA	346 14TH ST	Oakland	CA	94612-3907	5812036
1399	LA CHIQUITA SABOR LATINO	888 98TH AVE	Oakland	CA	94603-2316	5812001
1400	LA CHRISTAS CAFE	2511 TELEGRAPH AVE	Oakland	CA	94612-1711	5812001
1401	LA COLMENA PRODUCE MARKET	4825 INTERNATIONAL BLVD	Oakland	CA	94601-5211	5148001
1402	LA DORA LLC/CAFE ROMANAT	462 SANTA CLARA AVE	Oakland	CA	94610-1924	5812001
1403	LA ESTRELLA MARKET	3800 FOOTHILL BLVD	Oakland	CA	94601-4235	5411001
1404	LA ESTRELLITA CAFE	446 E 12TH ST	Oakland	CA	94606-2311	5812001
1405	LA FAVORITA	1433 FRUITVALE AVE	Oakland	CA	94601-2320	2051001
1406	LA FINCA	909 KING ST	Oakland	CA	94606-5333	2051001
1407	LA FLAMME	344 THOMAS L BERKLEY WAY 310	Oakland	CA	94612-3544	5812001
1408	LA FRONTERA RESTAURANT & BAR	4481 INTERNATIONAL BLVD	Oakland	CA	94601-4510	5812001
1409	LA FUENTE DE LA SALUD	3914 INTERNATIONAL BLVD	Oakland	CA	94601-4012	5499001
1410	LA FURIA CHALACA RESTAURANT	310 BROADWAY	Oakland	CA	94607-3805	5812001
1411	LA HACIENDA RESTAURANT	2045 MACARTHUR BLVD	Oakland	CA	94602-2214	5812001
1412	LA MEXICANA RESTAURANT	3930 INTERNATIONAL BLVD	Oakland	CA	94601-4012	5812001

**Attachment C.4.1 - City of Oakland**  
**List of All Industrial and Commercial Facilities**  
**Requiring Stormwater Inspections per MRP Provision C.4.b.ii.(2)(d)**

Number	Business Name	Business Address	City	State	Zip Code	SIC
1413	LA MICHOCANA FRUIT BARS	2342 INTERNATIONAL BLVD	Oakland	CA	94601-1019	5812001
1414	LA PARISIENNE	3248 GRAND AVE	Oakland	CA	94610-2739	5812001
1415	LA PASADITA	98TH AVE & BANCROFT AVE	Oakland	CA	94603	5812001
1416	LA PERLA DEL PACIFICO	4149 FOOTHILL BLVD	Oakland	CA	94601-4240	5812036
1417	LA PERLA PUERTO RICAN CUISINE	2020 MACARTHUR BLVD	Oakland	CA	94602-2215	5812036
1418	LA PINITA LOCA ANTOJITOS MEXICANOS	3851 INTERNATIONAL BLVD	Oakland	CA	94601-4009	5812001
1419	LA PLACITA FRUITS #3	4559 INTERNATIONAL BLVD	Oakland	CA	94601-4506	5812001
1420	LA RASPAHADITA	2138 INTERNATIONAL BLVD	Oakland	CA	94606-4904	5812001
1421	LA RAZA MARKET	5040 INTERNATIONAL BLVD STE B	Oakland	CA	94601-5265	5411001
1422	LA RAZA MARKET AND DELI AND MEAT	6225 INTERNATIONAL BLVD	Oakland	CA	94621-3823	5411001
1423	LA SALSA	501 14TH ST STE 24	Oakland	CA	94612-1488	5812001
1424	LA TORTA LOCA	3414 INTERNATIONAL BLVD	Oakland	CA	94601-3036	5812001
1425	LA VERA OWENS	2915 22ND AVE	Oakland	CA	94606-3503	5812001
1426	LADY ESTHER'S ORIGINAL SOUTHERN CAFE LLC	300 FRANK H OGAWA PLZ 150	Oakland	CA	94612-2051	5812036
1427	LADYFINGERS	150 SANTA CLARA AVE	Oakland	CA	94610-1323	2051001
1428	LADYS CATERING/LADYS PLACE	10606 BEVERLY AVE # 105	Oakland	CA	94603-3922	5812001
1429	LAFARANCHIS LIQUOR	3500 MACARTHUR BLVD	Oakland	CA	94619-1326	5921001
1430	LAGO GRILL TAQUERIA	134 14TH ST	Oakland	CA	94612-4311	5812001
1431	LAKE CHALET LLC	1520 LAKESIDE DR	Oakland	CA	94612-4521	5812001
1432	LAKE FOOD CENTER	1585 MADISON ST	Oakland	CA	94612-4522	5411001
1433	LAKE MERRIT SUPER	346 GRAND AVE	Oakland	CA	94610-4826	5411001
1434	LAKE MERRITT GASOLINE	350 GRAND AVE	Oakland	CA	94610-4840	5541001
1435	LAKEHURST HALL DINING	1569 JACKSON ST	Oakland	CA	94612-4424	5812001
1436	LAKESHA PURSLEY	2428 77TH AVE	Oakland	CA	94605-2716	5812001
1437	LAKESHORE 76 INC	3200 LAKESHORE AVE	Oakland	CA	94610-2720	5541001
1438	LAKESHORE CAFE	3257 LAKESHORE AVE	Oakland	CA	94610-2719	5812001
1439	LAKESHORE NATURAL FOODS	3321 LAKESHORE AVE	Oakland	CA	94610-2305	5411001
1440	LAKESHORE PRODUCE AND HEALTH FOOD	3312 LAKESHORE AVE	Oakland	CA	94610-2306	5148001

**Attachment C.4.1 - City of Oakland**  
**List of All Industrial and Commercial Facilities**  
**Requiring Stormwater Inspections per MRP Provision C.4.b.ii.(2)(d)**

Number	Business Name	Business Address	City	State	Zip Code	SIC
1441	LAKESIDE MARKET	300 14TH ST	Oakland	CA	94612-3907	5411001
1442	Lakeside Non Ferrous Metals	412 Madison St	Oakland	CA	94607-4634	5093
1443	LAKEVIEW COFFEE SHOP	2834 LAKESHORE AVE	Oakland	CA	94610-3613	5812001
1444	LANE-E KEFA COFFEE	77 8TH ST STE 182	Oakland	CA	94607-4736	5812001
1445	LANESPLITTER PIZZA	4799 TELEGRAPH AVE	Oakland	CA	94609-2023	5812001
1446	LANESPLITTER PIZZA	536 LAKE PARK AVE	Oakland	CA	94610-2732	5812001
1447	LANGE TRUCKING INC	2226 CAMPBELL ST	Oakland	CA	94607-1719	4213001
1448	LARAZA MARKET #2	1700 SEMINARY AVE	Oakland	CA	94621-4142	5411001
1449	LARMS BUILDING AND GARDEN SUPP	743 HIGH ST	Oakland	CA	94601-4401	5211001
1450	LAS MARIANAS RESTAURANT	1957 84TH AVE	Oakland	CA	94621-1708	5812001
1451	LAS PALMAS	2682 FRUITVALE AVE	Oakland	CA	94601-2033	5812001
1452	LAS VEGAS SMOKE SHOP	8231 INTERNATIONAL BLVD	Oakland	CA	94621-2233	5411001
1453	LAST GASP AUTO SALVAGE	2924 GLASCOCK ST	Oakland	CA	94601-2825	7538001
1454	LAST RESORT AUTO	1049 ALCATRAZ AVE	Oakland	CA	94608-1213	7539001
1455	LATIN CUISINE	3419 SAN PABLO AVE	Oakland	CA	94608	5812001
1456	LAUREL CHEVRON AUTO SERVICE	3420 35TH AVE	Oakland	CA	94619-1303	7539001
1457	LAYONNA VEGETARIAN HEALTH FOOD, INC.	443 8TH ST	Oakland	CA	94607-3901	5411001
1458	LAZEEZA	10 HEGENBERGER RD STE B	Oakland	CA	94621-1406	5812001
1459	LE CHEVAL RESTAURANT	1007 CLAY ST	Oakland	CA	94607-4025	5812001
1460	LEE SANDWICH	530 E 12TH ST	Oakland	CA	94606-2907	5812001
1461	LEES AUTO LAUNDRY DETAIL AND TRAINING INC	3901 TELEGRAPH AVE	Oakland	CA	94609-2421	7542001
1462	LEES AUTO REPAIR	5525 BANCROFT AVE	Oakland	CA	94605-1018	7539001
1463	LEES DONUTS	1448 HIGH ST # B	Oakland	CA	94601-4534	5812001
1464	LEES DONUTS	4013 TELEGRAPH AVE STE D	Oakland	CA	94609-2469	5812001
1465	LEES DONUTS	4496 BROADWAY STE A	Oakland	CA	94611-4429	5812001
1466	LEES DONUTS	5412 SAN PABLO AVE STE C	Oakland	CA	94608-3008	5812001
1467	LEES DONUTS # 12	6652 BANCROFT AVE	Oakland	CA	94605-2043	5812001

**Attachment C.4.1 - City of Oakland**  
**List of All Industrial and Commercial Facilities**  
**Requiring Stormwater Inspections per MRP Provision C.4.b.ii.(2)(d)**

Number	Business Name	Business Address	City	State	Zip Code	SIC
1468	LEES MARKET #2	6342 SHATTUCK AVE	Oakland	CA	94609	5411001
1469	LEMON PEPPER	1060 E 12TH ST	Oakland	CA	94606-3726	5812036
1470	LENA'S SOUL FOOD	6403 FOOTHILL BLVD	Oakland	CA	94605-2029	5812036
1471	Leons Powder Coating Inc	826 49th Ave	Oakland	CA	94601-5136	3479
1472	LEONS REMANUFACTURING ALTERNATORS AND STARTERS	1421 HIGH ST STE 5	Oakland	CA	94601-4533	5015001
1473	LEOS MUSIC CLUB & DINER	5447 TELEGRAPH AVE	Oakland	CA	94609-1921	5812001
1474	LES AUTO BODY AND ENGINE REPAIR	1550 E 12TH ST	Oakland	CA	94606-4434	7532001
1475	LEVEL 13 INC	341 13TH ST	Oakland	CA	94612-3916	5812001
1476	LEVEL CONSTRUCTION SUPPLY II, LLC	9838 GOULD ST	Oakland	CA	94603-2343	5211001
1477	LEVY PREMIUM FOODSERVICE, LP	7000 COLISEUM WAY	Oakland	CA	94621-1917	5812001
1478	LG SUPERMARKET, INC	325 10TH ST	Oakland	CA	94607-6511	5411001
1479	LIBA FALAFEL INC	380 17TH ST	Oakland	CA	94612-3335	5812001
1480	LIBERATION FOODS LLC	372 24TH ST	Oakland	CA	94612-3125	5812009
1481	LIBERTY AUTO	435 23RD AVE	Oakland	CA	94606-5304	7539001
1482	LIMEX INC	3213 WOOD ST	Oakland	CA	94608-4031	4214001
1483	LIN JIA ASIAN KITCHEN	3437 LAKESHORE AVE	Oakland	CA	94610-2307	5812001
1484	LINCOLN SQUARE LIQUORS	4100 REDWOOD RD # 17	Oakland	CA	94619-2363	5921001
1485	LINS EXPRESS	5800 BANCROFT AVE	Oakland	CA	94605-1371	5812001
1486	LITTLE BISTRO	1464 WEBSTER ST	Oakland	CA	94612-3206	5812001
1487	LITTLE CAESARS	2218 MACARTHUR BLVD	Oakland	CA	94602-2331	5812001
1488	LITTLE CAESARS	3209 INTERNATIONAL BLVD	Oakland	CA	94601-2903	5812001
1489	LITTLE SHIN SHIN	4260 PIEDMONT AVE	Oakland	CA	94611-4741	5812001
1490	LITTLEFIELD PLACE	1433 MYRTLE ST	Oakland	CA	94607-3252	5812001
1491	LIZETTA'S SOUTHERN SOUL FOOD KITCHEN & BBQ	8245 GOLF LINKS RD	Oakland	CA	94605	5812001
1492	LOARDS ICE CREAM AND CANDY	5942 MACARTHUR BLVD STE A	Oakland	CA	94605-1653	5812001
1493	LOARDS ICE-CREAM	2825 MACARTHUR BLVD	Oakland	CA	94602-3229	5812001
1494	LOCOCOS RESTAURANT & PIZZERIA	4270 PIEDMONT AVE	Oakland	CA	94611-4741	5812001

**Attachment C.4.1 - City of Oakland**  
**List of All Industrial and Commercial Facilities**  
**Requiring Stormwater Inspections per MRP Provision C.4.b.ii.(2)(d)**

Number	Business Name	Business Address	City	State	Zip Code	SIC
1495	LOGANS AUTO MASTERS LLC	6200 SHATTUCK AVE	Oakland	CA	94609-1237	7539001
1496	LOI H PHAM	1338 MANDELA PKWY	Oakland	CA	94607-2055	4212001
1497	LOIS THE PIE QUEEN	851 60TH ST	Oakland	CA	94608-1409	5812001
1498	LOLAS TAMALES & FRUIT	3100 SUMMIT ST	Oakland	CA	94609-3412	5812001
1499	LONE STAR	2510 WEST ST	Oakland	CA	94612-1128	7538001
1500	LONG HING SUPERMARKET INC	830 INTERNATIONAL BLVD	Oakland	CA	94606-3629	5411001
1501	LONG PAT MARKET	716 FRANKLIN ST	Oakland	CA	94607-3932	5411001
1502	Longview Fibre Paper and Packaging Inc DBA KapStone Container Corporation	8511 Blaine St	Oakland	CA	94621-1213	2679, 2674, 2671
1503	LOPEZ TIRES & SERVICE (LT)	3526 SAN LEANDRO ST	Oakland	CA	94601-3444	5531001
1504	LOPEZ TIRES RECYCLING	7915 INTERNATIONAL BLVD	Oakland	CA	94621-2615	7389001
1505	LOPEZ-TZINZUN TIRES AND BRAKES	7915 INTERNATIONAL BLVD	Oakland	CA	94621-2615	5531001
1506	LOS 2 CUATES	501 85TH AVE	Oakland	CA	94621-1327	5812001
1507	LOS AMIGOS #1	5490 INTERNATIONAL BLVD	Oakland	CA	94601-5704	5812001
1508	LOS CAMELLEOS TIENDA	5913 INTERNATIONAL BLVD	Oakland	CA	94621-4202	5812001
1509	LOS CAMELLOS	5911 INTERNATIONAL BLVD # 5913	Oakland	CA	94621-4202	5812001
1510	LOS CANTAROS RESTAURANT & TAQUERIA	336 GRAND AVE	Oakland	CA	94610-4826	5812001
1511	LOS COCOS RESTAURANT	1449 FRUITVALE AVE	Oakland	CA	94601-2320	5812001
1512	LOS COMALES	2105 MACARTHUR BLVD	Oakland	CA	94602-2228	5812001
1513	LOS DOS GALLOS TAQUERIA	5901 INTERNATIONAL BLVD	Oakland	CA	94621-4202	5812001
1514	LOS HERMANOS PRODUCE MARKET	1723 FRUITVALE AVE	Oakland	CA	94601-2408	5411001
1515	LOS MEXICANOS MARKET/BAY FARM PRODUCE	1244 HIGH ST	Oakland	CA	94601-4454	5411001
1516	LOS OLIVOS RESTAURANT	3010 FOOTHILL BLVD	Oakland	CA	94601-2526	5812001
1517	LOS PRIMOS CARNICERIA	4095 FOOTHILL BLVD	Oakland	CA	94601-4256	5421001
1518	LOST AND FOUND	2040 TELEGRAPH AVE	Oakland	CA	94612-2306	5812001
1519	LOTUS FALAFEL AND SHAWERMA	1814 FRANKLIN ST STE 6G	Oakland	CA	94612-3427	5812001
1520	LOUISES KITCHEN	6730 COLTON BLVD	Oakland	CA	94611-2349	5812001
1521	LOUISIANA FAMOUS FRIED CHICKEN	4006 MACARTHUR BLVD	Oakland	CA	94619-1904	5812001

**Attachment C.4.1 - City of Oakland**  
**List of All Industrial and Commercial Facilities**  
**Requiring Stormwater Inspections per MRP Provision C.4.b.ii.(2)(d)**

Number	Business Name	Business Address	City	State	Zip Code	SIC
1522	LOUISIANA FISH & CHIPS	2817 TELEGRAPH AVE	Oakland	CA	94609-3606	5812001
1523	LOVO RESTAURANTS CNB	3425 TELEGRAPH AVE APT 8	Oakland	CA	94609-3026	5812001
1524	LOW LOS AUTOMOTIVE REPAIR	944 86TH AVE	Oakland	CA	94621-1642	7538001
1525	LT TRANSMISSION	4451 E 12TH ST STE B	Oakland	CA	94601-4416	7539001
1526	LUCASEY MFG CORP	2744 E 11TH ST	Oakland	CA	94601-1429	3411001
1527	LUCIA ESPRESSO	5225 SHATTUCK AVE # B	Oakland	CA	94609-1928	5812001
1528	LUCKY #734	1963 MOUNTAIN BLVD	Oakland	CA	94611-2812	5411001
1529	LUCKY #736	247 E 18TH ST	Oakland	CA	94606-1728	5411001
1530	LUCKY 88	2126 INTERNATIONAL BLVD	Oakland	CA	94606-4904	5411001
1531	LUCKY AUTO DETAIL	2345 INTERNATIONAL BLVD	Oakland	CA	94601-1018	7542001
1532	LUCKY DONUTS & SANDWICHES INC	4010 MACARTHUR BLVD	Oakland	CA	94619-1904	5812001
1533	LUCKY EXPRESS	10700 MACARTHUR BLVD STE 5C	Oakland	CA	94605-5298	5812001
1534	LUCKY SEAFOOD MARKET INC	1201 E 12TH ST	Oakland	CA	94606-4324	5421001
1535	LUCKY THREE SEVENS	2868 FRUITVALE AVE	Oakland	CA	94601-2025	5812001
1536	LUCKY TWO	1901 103RD AVE	Oakland	CA	94603-3323	5411001
1537	LUCKYS SPOT MARKET	700 FOOTHILL BLVD	Oakland	CA	94606-2930	5411001
1538	LUCY ETHIOPIAN MARKET AND CAFE	2447 TELEGRAPH AVE # 2	Oakland	CA	94612-2404	5812001
1539	LUIS AUTO	900 39TH AVE	Oakland	CA	94601-4027	7538001
1540	LUIS COFFEE SHOP	5390 BANCROFT AVE	Oakland	CA	94601-5808	5812001
1541	LUKAS LLC	2221 BROADWAY	Oakland	CA	94612-3009	5812001
1542	LULA RESTAURANT	2805 TELEGRAPH AVE	Oakland	CA	94609-3606	5812036
1543	LUSTERS LIQUOR	10625 INTERNATIONAL BLVD	Oakland	CA	94603-3805	5921001
1544	LY LUCK CHINESE RESTAURANT	3537 FRUITVALE AVE	Oakland	CA	94602-2326	5812001
1545	LYNN & LU'S ESCAPADE CAFE	3353 GRAND AVE	Oakland	CA	94610-2738	5812036
1546	LYONS LIQUOR INC	4100 FOOTHILL BLVD	Oakland	CA	94601-4241	5921001
1547	M & A LAKESIDE MARKET, INC.	136 14TH ST	Oakland	CA	94612-4311	5411001
1548	M & K GAS FOOD	2740 98TH AVE	Oakland	CA	94605-4708	5541001
1549	M & S KITCHEN	6336 SHATTUCK AVE	Oakland	CA	94609-1239	5812001
1550	M.H. AUTO REPAIR & BODY	1211 11TH AVE	Oakland	CA	94606-4312	7538001



**Attachment C.4.1 - City of Oakland**  
**List of All Industrial and Commercial Facilities**  
**Requiring Stormwater Inspections per MRP Provision C.4.b.ii.(2)(d)**

Number	Business Name	Business Address	City	State	Zip Code	SIC
1551	MA RACHELLE CABRERA	9305 OSCAR AVE 1	Oakland	CA	94603-1150	4215001
1552	MAC ARTHUR 76	4276 MACARTHUR BLVD	Oakland	CA	94619-1908	5541001
1553	MAC ARTHUR AUTO SERVICE CENTER	10511 MACARTHUR BLVD	Oakland	CA	94605-5247	7538001
1554	MAC ARTHUR SHELL GAS	3530 MACARTHUR BLVD	Oakland	CA	94619-1326	5541001
1555	MAC ARTHUR SHELL GAS	3530 MACARTHUR BLVD	Oakland	CA	94619-1326	5541001
1556	MAC KHAI	417 7TH ST LOWR UNIT	Oakland	CA	94607-3911	5812001
1557	MACARTHUR DELI	5929 MACARTHUR BLVD	Oakland	CA	94605-1639	5812001
1558	MADE IN JAPAN AUTO REPAIR	2703 MARTIN LUTHER KING JR WAY	Oakland	CA	94612-1117	7538001
1559	MADISONS RESTAURANT	1800 MADISON ST	Oakland	CA	94612-4638	5812001
1560	MAGIC HOT DOG	85TH AVE & EDES	Oakland	CA	94601	5812001
1561	MAGNOS PRODUCE	5401 COLISEUM WAY	Oakland	CA	94601-5021	5431001
1562	MAI BANH MI	6601 TELEGRAPH AVE	Oakland	CA	94609-1115	5812001
1563	MAIN SQUEEZE	3435 LAKESHORE AVE	Oakland	CA	94610-2307	5812001
1564	MAKING IT HAPPEN MOTORS	4200 INTERNATIONAL BLVD SUITE A	Oakland	CA	94601-4538	5012001
1565	MALYS DONUT & BURGER	144 14TH ST	Oakland	CA	94612-4311	5812001
1566	MAMA AFRICA	2655 WALLACE ST	Oakland	CA	94606-3345	5812001
1567	MAMA MO'S SOUL	372 24TH ST	Oakland	CA	94612-3125	5812001
1568	MAMA TONG SOUP	2145 BROADWAY	Oakland	CA	94612-2309	5812001
1569	MAMAS AUTOCARE INC.	2801 MACARTHUR BLVD	Oakland	CA	94602-3229	7538001
1570	MAMA'S ROYAL CAFE	4012 BROADWAY	Oakland	CA	94611-5618	5812036
1571	MANBUNDT'S	414 29TH AVE STE 2	Oakland	CA	94601-2106	5812036
1572	MANDELA FOODS COOPERATIVE	1430 7TH ST	Oakland	CA	94607-1931	5411001
1573	MANNA CORPORATE FOOD SVC INC	1950 FRANKLIN ST FL 2	Oakland	CA	94612-5190	5812001
1574	MARC 49	4915 TELEGRAPH AVE	Oakland	CA	94609-2011	5812001
1575	MARCO POLO SNACK CART	900 FALLON ST	Oakland	CA	94607-4893	5812001
1576	MARCO POLO SNACK CART #2	52 9TH ST	Oakland	CA	94607-4702	5812001
1577	MARCO POLO SNACK CART NO. 1	10TH AND FALLON ST	Oakland	CA	94607-4808	5812001
1578	MARGARITA UNO LLC	41 CHADBOURNE WAY	Oakland	CA	94619-2301	5149001
1579	MARHABA	1437 FRANKLIN ST	Oakland	CA	94612-3201	5812001

**Attachment C.4.1 - City of Oakland**  
**List of All Industrial and Commercial Facilities**  
**Requiring Stormwater Inspections per MRP Provision C.4.b.ii.(2)(d)**

Number	Business Name	Business Address	City	State	Zip Code	SIC
1580	MARIAS MARKET	7229 INTERNATIONAL BLVD	Oakland	CA	94621-2801	5411001
1581	MARICA	5301 COLLEGE AVE	Oakland	CA	94618-1416	5812001
1582	MARIPOSA BAKING	5427 TELEGRAPH AVE # D3	Oakland	CA	94609-1967	2052001
1583	MARISCOS EL TATA AL ESTILA SINALOA	10555 INTERNATIONAL BLVD	Oakland	CA	94603-3803	5812001
1584	MARISCOS LA COSTA	3625 INTERNATIONAL BLVD	Oakland	CA	94601-3523	5812001
1585	MARK MORRIS/FIRESTONE #3623-023213	2850 BROADWAY	Oakland	CA	94611-5709	5531001
1586	MARK SMOG CENTER	6400 INTERNATIONAL BLVD	Oakland	CA	94621-3854	7549001
1587	MARKET HALL PRODUCE	5655 COLLEGE AVE	Oakland	CA	94618-1583	5431001
1588	MARKET ONE	3301 E 12TH ST STE 131	Oakland	CA	94601-3424	5411001
1589	MARKET STREET MCDONALDS	800 MARKET ST	Oakland	CA	94607-3116	5812001
1590	MARKET STREET SHELL	610 MARKET ST	Oakland	CA	94607-3120	5541001
1591	MARKS PAINT MART	4211 TELEGRAPH AVE	Oakland	CA	94609-2407	5231001
1592	MARLENES FRUITS Y TAMALES	4559 INTERNATIONAL BLVD	Oakland	CA	94601-4506	5812001
1593	MARLEYS TREATS	5755 MARKET ST	Oakland	CA	94608-2835	5812001
1594	MARTE AUTOMOTIVE SERVICE	1240 E 12TH ST	Oakland	CA	94606-4325	7538001
1595	MARTHA'S TAMALES	333 MARKET ST	Oakland	CA	94607-3031	5999001
1596	MARTIN LUTHER KING CHEVRON	5509 MARTIN LUTHER KING JR WAY	Oakland	CA	94609-1615	5541001
1597	MARTINEZ MEATS	3225 FOOTHILL BLVD	Oakland	CA	94601-3112	5411001
1598	MARUFUKU RAMEN	4828 TELEGRAPH AVE	Oakland	CA	94609-2010	5812001
1599	MARWA MARKET	2956 TELEGRAPH AVE	Oakland	CA	94609-3503	5411001
1600	MARZANO RESTAURANT	4214 PARK BLVD	Oakland	CA	94602-1312	5812001
1601	MASALA CUISINE	7912 INTERNATIONAL BLVD	Oakland	CA	94621-2616	5812001
1602	MASH GAS AND FOOD #4	2240 MOUNTAIN BLVD	Oakland	CA	94611-2922	5541001
1603	MASTER MINDS CAFE	2566 SEMINARY AVE	Oakland	CA	94605-1365	5812001
1604	MASTER TECH AUTOBODY INC	1518 E 12TH ST	Oakland	CA	94606-4434	7538001
1605	MATHESON MAIL TRANSPORTATION INC	2500 POPLAR ST	Oakland	CA	94607-2414	4212001
1606	Matheson Postal Services	2500 Poplar St	Oakland	CA	94607-2414	4231
1607	MAUCK SHEET METAL	755 INDEPENDENT RD	Oakland	CA	94621-3725	3411001
1608	MAY KONG MARKET	1613 INTERNATIONAL BLVD	Oakland	CA	94606-4501	5411001

**Attachment C.4.1 - City of Oakland**  
**List of All Industrial and Commercial Facilities**  
**Requiring Stormwater Inspections per MRP Provision C.4.b.ii.(2)(d)**

Number	Business Name	Business Address	City	State	Zip Code	SIC
1609	MAYA CUSTOM CLEANING SERVICES	1947 SEMINARY AVE	Oakland	CA	94621-4143	7542001
1610	MAZATLAN	2001 FRUITVALE AVE	Oakland	CA	94601-2527	5812001
1611	MAZZAT GRILL	1924 FRANKLIN ST	Oakland	CA	94612-2913	5812001
1612	MB CLASSICS	1163 24TH ST	Oakland	CA	94607-2429	5511001
1613	MC DONALDS #23467	7200 BANCROFT AVE	Oakland	CA	94605-2403	5812001
1614	MC RADIATORS & WELDING INC	4307 E 12TH ST	Oakland	CA	94601-4415	7539001
1615	MCDONALDS	4010 ALAMEDA AVE	Oakland	CA	94601-3934	5812001
1616	MCDONALDS #10235	6300 INTERNATIONAL BLVD	Oakland	CA	94621-3826	5812001
1617	MCDONALDS OF OAKLAND #1666	2520 E 12TH ST	Oakland	CA	94601-1502	5812001
1618	MCDONALDS RESTAURANT # 11834	640 HEGENBERGER RD	Oakland	CA	94621-1914	5812001
1619	MCDONALDS RESTAURANT #7100	9725 INTERNATIONAL BLVD	Oakland	CA	94603-2509	5812001
1620	MCQUEENS BODY SHOP	2010 7TH AVE	Oakland	CA	94606-1909	7532001
1621	MD AUTO BODY & REPAIR	5111 SAN LEANDRO ST	Oakland	CA	94601-5648	7532001
1622	MDI Forest Products Oakland	740 Maritime Street	Oakland	CA	94607-1001	2411
1623	MEATCO INC	545 9TH ST	Oakland	CA	94607-3905	5999001
1624	MECHANIC ON DUTY AUTO REPAIR INC	2504 MACARTHUR BLVD	Oakland	CA	94602-2918	7539001
1625	MEERAS	1014 FRUITVALE AVE	Oakland	CA	94601-2924	5812001
1626	MEINEKE CAR CARE CENTER	3464 FOOTHILL BLVD	Oakland	CA	94601-3130	7539001
1627	MELLENDEZ FOOD	5130 INTERNATIONAL BLVD	Oakland	CA	94601-5218	5812001
1628	MELROSE MARKET	4840 MELROSE AVE	Oakland	CA	94601-5346	5411001
1629	MERRITT STATION CAFE	614 GRAND AVE STE 1A	Oakland	CA	94610-3554	5812001
1630	MESOB ETHIOPIAN RESTAURANT	4301 PIEDMONT AVE # B	Oakland	CA	94611-4774	5812001
1631	METRO AUTO REPAIR	3412 SAN LEANDRO ST	Oakland	CA	94601-3442	7539001
1632	METRO TAXICAB COMPANY INC	4849 E 12TH ST	Oakland	CA	94601-5107	4121001
1633	METROPOLITAN GOLF CAFE & BANQUET FACILI	10505 DOOLITTLE DR	Oakland	CA	94603-1029	5812001
1634	MEWS MARKET	992 105TH AVE	Oakland	CA	94603-3121	5411001
1635	MEXICALI ROSE RESTAURANT	701 CLAY ST	Oakland	CA	94607-3920	5812001
1636	MEXPOBAJA	313 FRANKLIN ST	Oakland	CA	94607-3822	5148001

**Attachment C.4.1 - City of Oakland**  
**List of All Industrial and Commercial Facilities**  
**Requiring Stormwater Inspections per MRP Provision C.4.b.ii.(2)(d)**

Number	Business Name	Business Address	City	State	Zip Code	SIC
1637	MEZAS TRANSMISSIONS	8515 SAN LEANDRO ST STE B	Oakland	CA	94621-1238	7539001
1638	MHZ AUTO	8823 INTERNATIONAL BLVD	Oakland	CA	94621-1101	7539001
1639	MI CARNAL	2755 FOOTHILL BLVD	Oakland	CA	94601-1717	5141001
1640	MI FLOR DE JALISCO	7722 INTERNATIONAL BLVD	Oakland	CA	94621-2730	5812001
1641	MI GRULLENSE #2	2925 INTERNATIONAL BLVD	Oakland	CA	94601	5812001
1642	MI GRULLENSE #3	3053 INTERNATIONAL BLVD # 3	Oakland	CA	94601-2222	5812001
1643	MI GRULLEUSE	1457 FRUITVALE AVE	Oakland	CA	94601-2320	5812001
1644	MI LINDO JALISCO	340 14TH ST	Oakland	CA	94612-3907	5812001
1645	MI RANCHITO MARKET	3326 FOOTHILL BLVD	Oakland	CA	94601-3115	5411001
1646	MI TORITO	2755 FOOTHILL BLVD	Oakland	CA	94601-1717	5142001
1647	MI ZACATECAS MEXICAN FOOD	9896 MACARTHUR BLVD 9	Oakland	CA	94605-4858	5812001
1648	MICHEL BISTRO	3343 LAKESHORE AVE	Oakland	CA	94610-2398	5812036
1649	MICKEYS CAR WASH LLC	500 E 12TH ST	Oakland	CA	94606-2907	7542001
1650	MICROS MARKET	4428 MARTIN LUTHER KING JR WAY	Oakland	CA	94609-1838	5411001
1651	MID TOWN FOOD	2941 COOLIDGE AVE	Oakland	CA	94602-2717	5411001
1652	MIEN TAY RESTAURANT	1218 15TH AVE	Oakland	CA	94606-3806	5812036
1653	MIGUEL A SANCHEZ	900 FALLON ST	Oakland	CA	94607-4893	5148001
1654	MIJORI INC	3260 GRAND AVE	Oakland	CA	94610-2739	5812001
1655	MIKES COMPLETE AUTO SERVICE	2350 HIGH ST	Oakland	CA	94601-4324	7539001
1656	MIKES MINI MART	8917 MACARTHUR BLVD	Oakland	CA	94605-4034	5411001
1657	MILE HIGH CLUB LLC	3629 MARTIN LUTHER KING JR WAY	Oakland	CA	94609-2333	5812001
1658	MILIKI RESTURANT	3725 MACARTHUR BLVD	Oakland	CA	94619-1329	5812001
1659	MILKY WAY COFFEE	1724 MANDELA PKWY 3	Oakland	CA	94607-2050	5812036
1660	MILLENIUM MARKET	1741 MARKET ST	Oakland	CA	94607-3329	5411001
1661	MILLENNIUM	5912 COLLEGE AVE	Oakland	CA	94618-1326	5812001
1662	Miller Milling Company LLC	2201 E 7th Street	Oakland	CA	94606-5301	2041
1663	MILLET	4987 SHAFTER AVE # A	Oakland	CA	94609-2219	5812001
1664	MILLS FOOD CENTER	5911 MACARTHUR BLVD	Oakland	CA	94605-1639	5411001
1665	MILLS HOAGIES SHOP	5930 MACARTHUR BLVD	Oakland	CA	94605-1612	5812001

**Attachment C.4.1 - City of Oakland**  
**List of All Industrial and Commercial Facilities**  
**Requiring Stormwater Inspections per MRP Provision C.4.b.ii.(2)(d)**

Number	Business Name	Business Address	City	State	Zip Code	SIC
1666	MING LAI INC	377 8TH ST	Oakland	CA	94607-4495	5411001
1667	MINI MARKET	2001 96TH AVE	Oakland	CA	94603-1715	5411001
1668	MINUTE MUFFLER SERVICE	6818 FOOTHILL BLVD	Oakland	CA	94605-2061	7539001
1669	MINUTEKEY@FOOD4LESS #534	10790 MACARTHUR BLVD	Oakland	CA	94605-5253	7699001
1670	MIRAGE AUTO BODY AND PAINT	1121 98TH AVE	Oakland	CA	94603-2404	7532001
1671	MISS AREPITA/AREPA MOBILE	4102 GILBERT ST	Oakland	CA	94611-5114	5812001
1672	MISS BIRDIES CATERING COMPANY	1445 HARRISON ST STE 269	Oakland	CA	94612-3928	5812001
1673	MISS SAIGON	3345 GRAND AVE STE 5	Oakland	CA	94610-2772	5812001
1674	MISSION BAY AUTO SALES INC.	6331 INTERNATIONAL BLVD	Oakland	CA	94621-3800	5511001
1675	MISSION MARKET FOOD	8719 INTERNATIONAL BLVD	Oakland	CA	94621-1553	5431001
1676	MISTURA	3858 PIEDMONT AVE	Oakland	CA	94611-5353	5812001
1677	MITHAPHEAP MARKET	1400 INTERNATIONAL BLVD STE C	Oakland	CA	94606-4442	5411001
1678	MJ AUTOMOTIVE REPAIR AND ELECTRIC	2344 E 12TH ST	Oakland	CA	94601-1015	7539001
1679	MLK CAFE	3860 MARTIN LUTHER KING JR WAY	Oakland	CA	94609-2792	5812001
1680	MOBY COFFEE & TEA TRADER	5901 BROADWAY APT 9	Oakland	CA	94618-1846	5812001
1681	MOCKINGBIRD	416 13TH ST	Oakland	CA	94612-2602	5812001
1682	MODERN AUTO BODY	1640 E 12TH ST	Oakland	CA	94606-4513	7532001
1683	MODERN EXPRESS COURIER	750 4TH ST	Oakland	CA	94607-3040	4212001
1684	MODIGLIANI CARRYOUT & CATERING LLC	3208 GRAND AVE	Oakland	CA	94610-2739	5812001
1685	MOES BBQ ON WHEELS & PEGGY TOO	9004 SENECA ST	Oakland	CA	94605-4320	5812001
1686	MOJOE CAFE	160 14TH ST STE A	Oakland	CA	94612-4360	5812001
1687	MOLCAJETE RESTAURANT	1734 WEBSTER ST	Oakland	CA	94612-3412	5812001
1688	MOMMA WANDAS KITCHEN	3301 64TH AVE PL 1	Oakland	CA	94605-1701	5812001
1689	MOMO'S BBQ	3016 MACARTHUR BLVD	Oakland	CA	94602-3212	5812001
1690	MOM'S BUN MI	1400 14TH AVE A	Oakland	CA	94606-4442	5812001
1691	MONG HOANG COFFEE SHOP	1910 INTERNATIONAL BLVD # A	Oakland	CA	94606-4809	5812001
1692	MONI'S	140 MONTWOOD WAY	Oakland	CA	94605-5422	7542001
1693	MONROE TRUCKING	815 STONE ST	Oakland	CA	94603-3056	4212001
1694	MONSTER PHO	3905 BROADWAY	Oakland	CA	94611-5615	5812001

**Attachment C.4.1 - City of Oakland**  
**List of All Industrial and Commercial Facilities**  
**Requiring Stormwater Inspections per MRP Provision C.4.b.ii.(2)(d)**

Number	Business Name	Business Address	City	State	Zip Code	SIC
1695	MONTCLAIR 76	2246 MOUNTAIN BLVD	Oakland	CA	94611-2922	5541001
1696	MONTCLAIR AUTO TECH INC	5427 TELEGRAPH AVE	Oakland	CA	94609-1967	7539001
1697	MONTCLAIR GAS & AUTO CARE	5725 THORNHILL DR	Oakland	CA	94611-2144	5541001
1698	MONTE VISTA FOOD CENTER	4000 PIEDMONT AVE	Oakland	CA	94611-5209	5411001
1699	MONTEREY MECHANICAL CO	8275 SAN LEANDRO ST	Oakland	CA	94621-1901	3411001
1700	MONTSES CAFE	155 FILBERT ST STE 100	Oakland	CA	94607-2524	5812001
1701	MORAGA EMERALD INC BK#2288	4200 INTERNATIONAL BLVD	Oakland	CA	94601-4538	5812001
1702	MOROCCAN PALACE RESTAURANT	3355 LAKESHORE AVE	Oakland	CA	94610-2305	5812036
1703	MOSES COFFEE HOUSE, INC	1575 7TH ST	Oakland	CA	94607-1966	5812001
1704	MOUNTAIN MIKES PIZZA	1448 HIGH ST # A	Oakland	CA	94601-4534	5812001
1705	MOUNTAIN MIKES PIZZA	1830 WEBSTER ST	Oakland	CA	94612-3414	5812001
1706	MOUNTAIN MIKE'S PIZZA	4870 TELEGRAPH AVE	Oakland	CA	94609-2010	5812001
1707	MOUNTAIN MIKES PIZZA, LLC	528 GRAND AVE	Oakland	CA	94610-3515	5812036
1708	MR GREEN BUBBLE LLC	4299 PIEDMONT AVE STE D	Oakland	CA	94611-4756	5812001
1709	MR. CHICKEN	9219 INTERNATIONAL BLVD	Oakland	CA	94603-1401	5812001
1710	MR. ESPRESSO	696 3RD ST	Oakland	CA	94607-3560	5812001
1711	MR. TIRE	1249 49TH AVE	Oakland	CA	94601-5121	5531001
1712	MSSD MANAGEMENT INC.	1330 JACKSON ST	Oakland	CA	94612-4008	5812001
1713	MUA	2442 WEBSTER ST	Oakland	CA	94612-3118	5812001
1714	MUDITA RAMEN	4000 BROOKDALE AVE	Oakland	CA	94619-1725	5812001
1715	MUELLER NICHOLLS,INC	2400 UNION ST	Oakland	CA	94607-2418	2434001
1716	MULLEN AND SMITH	1014 FRUITVALE AVE	Oakland	CA	94601-2924	5812001
1717	MUN-CHEEZE PIZZA & GRILL	1259 JEFFERSON ST B	Oakland	CA	94612-1556	5812036
1718	MURGUIAS AUTO CARE & REPAIR	4217 INTERNATIONAL BLVD	Oakland	CA	94601-4537	7538001
1719	MUSIC CAFE	251 9TH ST	Oakland	CA	94607-4435	5812001
1720	MUTUAL EXPRESS COMPANY	1700 W GRAND AVE	Oakland	CA	94607-1649	4212001
1721	MY GOODS MARKET #5191	449 HEGENBERGER RD	Oakland	CA	94621-1417	5411001
1722	MYA'S DETAIL	140 MONTWOOD WAY	Oakland	CA	94605-5422	7542001
1723	MZ KETTLES BBQ CHICKEN & RIBS	2676 FRUITVALE AVE	Oakland	CA	94601-2033	5812001

**Attachment C.4.1 - City of Oakland**  
**List of All Industrial and Commercial Facilities**  
**Requiring Stormwater Inspections per MRP Provision C.4.b.ii.(2)(d)**

Number	Business Name	Business Address	City	State	Zip Code	SIC
1724	N A MARKET	3147 ADELIN ST	Oakland	CA	94608-4411	5411001
1725	N AND D ALTERNATOR & STARTER	1222 8TH AVE	Oakland	CA	94606-3615	7538001
1726	NAK KING KALE	433 ADAMS ST #2E	Oakland	CA	94610-3069	5812001
1727	NAMA	3400 FRUITVALE AVE	Oakland	CA	94602-2318	5812001
1728	NAMASTE PIZZA	5942 SAN PABLO AVE	Oakland	CA	94608-2206	5812001
1729	NAN CAFE	734 WEBSTER ST	Oakland	CA	94607-4228	5812001
1730	NANDOS TAQUERIA Y MARISCOS	10151 FOOTHILL BLVD	Oakland	CA	94605-5103	5812001
1731	NAPA AUTO PARTS	4425 INTERNATIONAL BLVD	Oakland	CA	94601-4510	5531001
1732	NASSAN MARKET	3401 ADELIN ST	Oakland	CA	94608-4277	5141001
1733	NATIONAL PETROLEUM OAKLAND	4280 FOOTHILL BLVD	Oakland	CA	94601-4644	5541001
1734	National Recycling Corp	1312 Kirkham St	Oakland	CA	94607-2257	5093
1735	NATIONS NO 7	317 BROADWAY	Oakland	CA	94607-3804	5812001
1736	NATURE VEGETARIAN RESTAURANT	1116 FRANKLIN ST	Oakland	CA	94607-4208	5812001
1737	NAWAH MARKET AND DELI	5489 FOOTHILL BLVD	Oakland	CA	94601-5515	5411001
1738	NAYARIT TRANSMISSIONS AUTO REPAIR	5330 FOOTHILL BLVD	Oakland	CA	94601-5514	7539001
1739	NEECHA THAI	3236 GRAND AVE	Oakland	CA	94610-2739	5812001
1740	NELLIES SOUL FOOD RESTAURANT	1155 3RD ST	Oakland	CA	94607-2663	5812001
1741	NELSON CATERING	2220 10TH AVE	Oakland	CA	94606-2671	5812001
1742	NELSON MYERS LLC	1300 CLAY ST STE 164'	Oakland	CA	94612-1422	5812010
1743	NEO AUTOWORKS	1220 E 12TH ST	Oakland	CA	94606-4325	7539001
1744	NEW BORINQUEN SOUL	2020 MACARTHUR BLVD	Oakland	CA	94602-2215	5812036
1745	NEW CENTURY AUTO BODY	504 E 10TH ST	Oakland	CA	94606-2830	7532001
1746	NEW D&K MARKET INC.	378 8TH ST	Oakland	CA	94607-4241	5141001
1747	NEW DAY BEYKERY	1014 FRUITVALE AVE	Oakland	CA	94601-2924	2051001
1748	NEW GOLD MEDAL RESTAURANT	389 8TH ST	Oakland	CA	94607-4250	5812001
1749	NEW GRAND LAKE MARKET	3217 GRAND AVE	Oakland	CA	94610-2740	5411001
1750	NEW GROWERS PRODUCE LLC	218 FRANKLIN ST	Oakland	CA	94607-3836	5148001
1751	NEW H & L AUTO BODY INC	1221 12TH AVE	Oakland	CA	94606-4320	7532001
1752	NEW HO HO RESTAURANT	4871 TELEGRAPH AVE	Oakland	CA	94609-2009	5812001

**Attachment C.4.1 - City of Oakland**  
**List of All Industrial and Commercial Facilities**  
**Requiring Stormwater Inspections per MRP Provision C.4.b.ii.(2)(d)**

Number	Business Name	Business Address	City	State	Zip Code	SIC
1753	NEW HOP LUNG MARKET	878 WEBSTER ST	Oakland	CA	94607-4220	5421001
1754	NEW IDEA RESTURANT INC	383 9TH ST	Oakland	CA	94607-4242	5812001
1755	NEW LAKESIDE CAFE	326 23RD ST STE D	Oakland	CA	94612-3786	5812001
1756	NEW OCEAN FOOD MARKET	3252 INTERNATIONAL BLVD	Oakland	CA	94601-2904	5812036
1757	NEW SAIGON MARKET	443 9TH ST	Oakland	CA	94607-4001	5411001
1758	NEW SAIGON SUPER MARKET	950 INTERNATIONAL BLVD	Oakland	CA	94606-3728	5148001
1759	NEW SANG CHONG MARKET	377 8TH ST	Oakland	CA	94607-4495	5421001
1760	NEWTONS	189 3RD ST APT A312	Oakland	CA	94607-4551	5812001
1761	NEZA FOOD	900 FALLON ST	Oakland	CA	94607-4893	5812001
1762	NGAY	1623 INTERNATIONAL BLVD	Oakland	CA	94606-4501	5812001
1763	NHAN LE	1338 MANDELA PKWY	Oakland	CA	94607-2055	4212001
1764	NIBBLE	478 25TH ST	Oakland	CA	94612-2409	5812001
1765	NICK AND ARONS PIZZA PASTRY LLC	4316 TELEGRAPH AVE	Oakland	CA	94609-2016	5812001
1766	NICKS LIQUOR	2401 ADELIN ST	Oakland	CA	94607-2424	5921001
1767	NICKS PIZZA MADE IN OAKLAND, LLC	6211 SHATTUCK AVE	Oakland	CA	94609-1236	5812001
1768	NICKS PLAZA CAFE	300 LAKESIDE DR STE 122	Oakland	CA	94612-3637	5812001
1769	NIDO	444 OAK ST	Oakland	CA	94607-4620	5812001
1770	NIKKI'S	25 REDDING PL	Oakland	CA	94619	5461001
1771	NIKKO'S RESTAURANT	340 23RD AVE	Oakland	CA	94606-5303	5812001
1772	NILSON BROS GARAGE	2860 38TH AVE	Oakland	CA	94619-1127	7539001
1773	NINNA	4066 PIEDMONT AVE	Oakland	CA	94611-5221	5812036
1774	NISEI PLASTICS	7721 OAKPORT ST	Oakland	CA	94621-2026	2821001
1775	NMSO INC.	3400 SAN PABLO AVE	Oakland	CA	94608-4234	5541001
1776	NO NO BURGER	399 ADAMS ST	Oakland	CA	94610-3131	5812001
1777	NO WORRIES	2800 21ST AVE APT 27	Oakland	CA	94606-3429	5812001
1778	NOAH'S NEW YORK BAGELS	5095 TELEGRAPH AVE A-1	Oakland	CA	94609-2067	5812001
1779	NOAHS NEW YORK BAGELS #2102	2060 MOUNTAIN BLVD	Oakland	CA	94611-2816	2051001
1780	NOAHS NEW YORK BAGELS #2180	3351 LAKESHORE AVE	Oakland	CA	94610-2305	5812001
1781	NOM NOM NOW, INC	101 BROADWAY 214	Oakland	CA	94607-3745	4215001



**Attachment C.4.1 - City of Oakland**  
**List of All Industrial and Commercial Facilities**  
**Requiring Stormwater Inspections per MRP Provision C.4.b.ii.(2)(d)**

Number	Business Name	Business Address	City	State	Zip Code	SIC
1782	NOODLE THEORY	6099 CLAREMONT AVE	Oakland	CA	94618-1222	5812001
1783	NOODLE THEORY PROVISIONS	5849 SAN PABLO AVE	Oakland	CA	94608-2315	5812001
1784	NOOR AUTO	3901 SAN LEANDRO ST	Oakland	CA	94601-4039	7539001
1785	NOR - CAL ROCK INC	477 ROLAND WAY	Oakland	CA	94621-2014	5032001
1786	Norcal Metal Fabricators	1121 3rd St	Oakland	CA	94607-2509	3444
1787	NORCAL POPEYES #9091	1200 CLAY ST	Oakland	CA	94612-1400	5812001
1788	NORCAL POPEYES #9929	3080 E 9TH ST	Oakland	CA	94601-2937	5812001
1789	Norcal Rock Inc	768 46th Ave	Oakland	CA	94609	3271
1790	NORTH BAY CAR SALES & RENTAL	1351 92ND AVE	Oakland	CA	94603-1321	7514001
1791	NORTH BAY CONTAINER INC	5831 SAN LEANDRO ST	Oakland	CA	94621-4401	4212001
1792	NORTH BEACH DELI & CATERING INC	308 JACKSON ST STE 5	Oakland	CA	94607-4393	5812001
1793	NORTHSIDE MEAT	4505 MARKET ST	Oakland	CA	94608-3425	5421001
1794	NORTHSIDE SUPERMARKET	4505 MARKET ST	Oakland	CA	94608-3425	5411001
1795	NOSHLAND	372 24TH ST	Oakland	CA	94612-3125	5812001
1796	NOVA TRUCK REPAIR	9201 RAILROAD AVE	Oakland	CA	94603-1229	7539001
1797	NUTRICION Y BIENESTAR	1459 35TH AVE	Oakland	CA	94601-3510	5149001
1798	NUTTYNESS, LLC	411 PENDLETON WAY STE D	Oakland	CA	94621-2115	2064001
1799	NW SHELL INC.	3750 INTERNATIONAL BLVD	Oakland	CA	94601-3526	5541001
1800	NYUM BAI	3340 E 12TH ST 11	Oakland	CA	94601-3450	5812001
1801	OAK KNOLL MEAT AND DELI	4400 KELLER AVE STE 100	Oakland	CA	94605-4233	5812001
1802	OAK STREET SHELL	105 5TH ST	Oakland	CA	94607-4629	5541001
1803	OAK TREE MARKET	1454 HIGH ST	Oakland	CA	94601-4534	5411001
1804	OAKLAND ACURA	277 27TH ST	Oakland	CA	94612-3802	7539001
1805	OAKLAND ALTERNATORS	8620 E ST	Oakland	CA	94621-1650	7539013
1806	OAKLAND AUTO REPAIR	1158 INTERNATIONAL BLVD	Oakland	CA	94606-4331	7539001
1807	OAKLAND AUTO TECH	1237 39TH AVE	Oakland	CA	94601-4017	7539001
1808	OAKLAND AUTO WORKS	240 W MACARTHUR BLVD	Oakland	CA	94611-5350	7539001
1809	OAKLAND AUTOMOTIVE CO (HONDA OF OAKLAND)	3330 BROADWAY	Oakland	CA	94611-5733	7539001

**Attachment C.4.1 - City of Oakland**  
**List of All Industrial and Commercial Facilities**  
**Requiring Stormwater Inspections per MRP Provision C.4.b.ii.(2)(d)**

Number	Business Name	Business Address	City	State	Zip Code	SIC
1810	OAKLAND COLLISION CENTER	504 E 10TH ST	Oakland	CA	94606-2830	7532001
1811	OAKLAND COLLISION TRUCK PAINTING	600 MCCLARY AVE	Oakland	CA	94621-1915	7532001
1812	OAKLAND EXPRESS MARKET	10319 INTERNATIONAL BLVD	Oakland	CA	94603-3219	5411001
1813	OAKLAND EXPRESS SNACK SHOP	10314 INTERNATIONAL BLVD	Oakland	CA	94603-3220	5499001
1814	OAKLAND FORKLIFT REPAIR	2124 88TH AVE	Oakland	CA	94621-1014	7699001
1815	OAKLAND FRUIT BARS INC	840 5TH AVE	Oakland	CA	94606-2806	5812001
1816	OAKLAND GELATO COMPANY	2329 TELEGRAPH AVE	Oakland	CA	94612-2420	5812001
1817	OAKLAND GRILL	311 FRANKLIN ST	Oakland	CA	94607-3822	5812001
1818	OAKLAND HALAL MEAT MARKET	3101 TELEGRAPH AVE	Oakland	CA	94609-3217	5421001
1819	OAKLAND HARLEY-DAVIDSON	151 HEGENBERGER RD	Oakland	CA	94621-1407	5571001
1820	OAKLAND IMPORT CARS	3200 MACARTHUR BLVD	Oakland	CA	94602-3820	5511001
1821	OAKLAND I-TEA INC.	388 9TH ST STE 125A	Oakland	CA	94607-4287	5812001
1822	OAKLAND KIA /OAKLAND MITSUBISHI	2424/2500 WEBSTER ST	Oakland	CA	94612-3120	7539001
1823	OAKLAND KOSHER FOODS, INC,	3419 LAKESHORE AVE	Oakland	CA	94610-2307	5411001
1824	OAKLAND LIQUORS AND MARKET	1335 E 17TH ST	Oakland	CA	94606-3932	5411001
1825	OAKLAND MACHINE WORKS INC	561 4TH ST	Oakland	CA	94607-3558	3531001
1826	Oakland Maritime Support Services Inc	10 Burma Road	Oakland	CA	94607-1010	4231
1827	OAKLAND MARKET	1000 18TH ST	Oakland	CA	94607-2806	5411001
1828	OAKLAND MARRIOTT CITY CENTER	1001 BROADWAY	Oakland	CA	94607-4019	5812001
1829	OAKLAND MINI MARKET	378 17TH ST	Oakland	CA	94612-3335	5411001
1830	OAKLAND ONE STOP AUTO	10948 SAN LEANDRO ST	Oakland	CA	94603-3748	7539001
1831	OAKLAND PANEL CRAFT	6598 SAN PABLO AVE	Oakland	CA	94608-1284	7538001
1832	Oakland Ready Mix	333 23rd Ave	Oakland	CA	94606-5303	3273
1833	Oakland Tidewater Sand Yard	4501 Tidewater Ave	Oakland	CA	94601-3917	1442
1834	OAKLAND TRANSMISSION SERVICE CENTER	9868 MACARTHUR BLVD	Oakland	CA	94605-4859	7539001
1835	OAKLAND VALERO SERVICE CENTER	2225 TELEGRAPH AVE	Oakland	CA	94612-2315	5541001
1836	OAKLANDS CUSTOM CRAFTERS	8410 AMELIA ST	Oakland	CA	94621-1836	7539001
1837	OAKLAND'S CUSTOM CRAFTERS	6821 FOOTHILL BLVD	Oakland	CA	94605-2496	7539001
1838	OAKPORT CAFE	7677 OAKPORT ST STE 150	Oakland	CA	94621-1920	5812001

**Attachment C.4.1 - City of Oakland**  
**List of All Industrial and Commercial Facilities**  
**Requiring Stormwater Inspections per MRP Provision C.4.b.ii.(2)(d)**

Number	Business Name	Business Address	City	State	Zip Code	SIC
1839	OAKS MARKET	10501 FOOTHILL BLVD	Oakland	CA	94605-5227	5411001
1840	OAKTOWN EATS INC	1999 HARRISON ST # 1800	Oakland	CA	94612-3520	5812001
1841	OAKTOWN MARKET & LIQUOR	3133 HIGH ST	Oakland	CA	94619-1809	5411001
1842	OAKTOWN RAMP LLC	402 15TH ST	Oakland	CA	94612-2802	5812001
1843	OAKTREE MARKET	1601 28TH AVE	Oakland	CA	94601-1613	5411001
1844	OASIS LOUNGE	344 GRAND AVE	Oakland	CA	94610-4826	5812001
1845	OBELISCO	3411 E 12TH ST STE 110	Oakland	CA	94601-2950	5812001
1846	OBS COFFEE SHOP	729 WASHINGTON ST	Oakland	CA	94607-3924	5812001
1847	OCEAN ONE SEAFOOD COMPANY INC.	2800 E 7TH ST	Oakland	CA	94601-2130	5149001
1848	OCEAN PRODUCE WHOLESALE	135 FRANKLIN ST	Oakland	CA	94607-3717	5146001
1849	ODD BAGEL	2145 BROADWAY	Oakland	CA	94612-2309	5812001
1850	OFFICIAL SMOG CHECK TEST ONLY	645 85TH AVE	Oakland	CA	94621-1254	7549001
1851	OHGANE RESTAURANT	3915 BROADWAY	Oakland	CA	94611-5615	5812001
1852	OIL CHANGERS	3418 PARK BLVD	Oakland	CA	94610-2834	7549001
1853	OIL CHANGERS	640 W GRAND AVE	Oakland	CA	94612-1621	7549001
1854	OK MARKET	7994 MACARTHUR BLVD	Oakland	CA	94605-3519	5411001
1855	OLD BROOKLYN BAGELS & DELI	6000 COLLEGE AVE	Oakland	CA	94618-1328	5812001
1856	OLD BROOKLYN CAFE & BAKERY	2228 BROADWAY	Oakland	CA	94612-3010	5812001
1857	Old Dominion Freight Lines SFS	8300 Pardee Drive	Oakland	CA	94621-1481	4213
1858	OLD GINGER BREAD HOUSE CAFE	721 5TH ST	Oakland	CA	94607-3019	5812001
1859	OLD KAN BEER & COMPANY	95 LINDEN ST STE 11	Oakland	CA	94607-2526	5812001
1860	OLD WEANG PING VILLAGE	6217 MACARTHUR BLVD	Oakland	CA	94605-1636	5812001
1861	OLE OLE BURRITO EXPRESS	588 14TH ST	Oakland	CA	94612-1443	5812001
1862	OLIVETO CAFE RESTAURANT	5655 COLLEGE AVE	Oakland	CA	94618-1583	5812001
1863	ONE STOP AUTO PARTS	6040 SAN PABLO AVE	Oakland	CA	94608-2208	5531001
1864	ONE STOP LIQUORS & GROCERIES	8400 INTERNATIONAL BLVD	Oakland	CA	94621-1804	5411001
1865	ONE TOYOTA OF OAKLAND	8181 OAKPORT ST	Oakland	CA	94621-2025	7539001
1866	ONI SUSHI, INC.	6100 LA SALLE AVE	Oakland	CA	94611-2802	5812001
1867	OORI FOODS	1300 CLAY ST STE 600	Oakland	CA	94612-1427	5812001

**Attachment C.4.1 - City of Oakland**  
**List of All Industrial and Commercial Facilities**  
**Requiring Stormwater Inspections per MRP Provision C.4.b.ii.(2)(d)**

Number	Business Name	Business Address	City	State	Zip Code	SIC
1868	OPD SNACK BAR	455 7TH ST	Oakland	CA	94607-3985	5812001
1869	OPEN	406 15TH ST	Oakland	CA	94612-2802	5812001
1870	OR HOK INVESTMENT INC	3943 PIEDMONT AVE	Oakland	CA	94611-5351	5812036
1871	ORCHIDS THAI	4133 PIEDMONT AVE	Oakland	CA	94611-5109	5812036
1872	OREILLY AUTO PARTS #2602	4200 MACARTHUR BLVD	Oakland	CA	94619-1908	5531001
1873	OREILLY AUTO PARTS #2829	3232 FOOTHILL BLVD	Oakland	CA	94601-3113	5531001
1874	OREILLY AUTO PARTS #2910	4400 BROADWAY	Oakland	CA	94611-4614	5531001
1875	OREILLY AUTO PARTS #3445	1800 PARK BLVD	Oakland	CA	94606-1824	5531001
1876	OREILLY AUTO PARTS #3473	4240 INTERNATIONAL BLVD	Oakland	CA	94601-4538	5531001
1877	ORGANIC CHOICE	175 98TH AVE	Oakland	CA	94603-1003	5812001
1878	ORGANIC MAMA	1089 26TH ST APT 205	Oakland	CA	94607-2935	5812001
1879	ORIENTAL BBQ TOWN	6101 TELEGRAPH AVE	Oakland	CA	94609-1324	5812001
1880	ORLANDO MARKET	2940 LINDEN ST	Oakland	CA	94608-4521	5411001
1881	ORTIZ TIRES & WHEELS	8001 INTERNATIONAL BLVD	Oakland	CA	94621-2478	5531001
1882	OSMANTHUS	6048 COLLEGE AVE	Oakland	CA	94618-1373	5812001
1883	OTAEZ MEXICATESSEN, INC.	3872 INTERNATIONAL BLVD	Oakland	CA	94601-4010	5812001
1884	OUMI SUSHI	3001 BROADWAY	Oakland	CA	94611-5712	5812001
1885	OUSD Maintenance Yard	955 High Street	Oakland	CA	94601-4404	9999
1886	OUTBOARD MOTOR SHOP	333 KENNEDY ST	Oakland	CA	94606-5319	5999001
1887	OVATIONS FANFARE LP	7000 COLISEUM WAY	Oakland	CA	94621-1917	5812001
1888	OVERLAND BAR & GRILL	101 BROADWAY	Oakland	CA	94607-3745	5812001
1889	OVO TAVERN & EATERY	5319 MARTIN LUTHER KING JR WAY	Oakland	CA	94609-1829	5812001
1890	P & M MARKET	1405 34TH ST	Oakland	CA	94608-4119	5411001
1891	P & P BUMPER REPAIR	3720 FOOTHILL BLVD	Oakland	CA	94601-3630	7532001
1892	PACASSA STUDIOS	1793 12TH ST	Oakland	CA	94607-1496	2434001
1893	PACHIS HOT DOGS	6115 E 17TH ST	Oakland	CA	94621-4107	5812001
1894	PACIFIC AUTO ELECTRIC	958 E 12TH ST	Oakland	CA	94606-3724	7539001
1895	PACIFIC COAST BREWING COMPANY	906 WASHINGTON ST	Oakland	CA	94607-4032	5812001
1896	PACIFIC COAST CONTAINER, INC	2099 7TH ST	Oakland	CA	94607-1052	4212001

**Attachment C.4.1 - City of Oakland**  
**List of All Industrial and Commercial Facilities**  
**Requiring Stormwater Inspections per MRP Provision C.4.b.ii.(2)(d)**

Number	Business Name	Business Address	City	State	Zip Code	SIC
1897	PACIFIC COAST TREASURES	6577 VALLEY VIEW RD	Oakland	CA	94611-1230	5149001
1898	PACIFIC COLLISION LLC	98 HEGENBERGER LOOP	Oakland	CA	94621-1324	7539001
1899	Pacific Galvanizing	715 46th Ave	Oakland	CA	94601-5001	3479
1900	PACIFIC MOBILE REPAIR SERVICES INC	BERTH 9 WEST	Oakland	CA		7539001
1901	PACIFIC PANELS	74 98TH AVE	Oakland	CA	94603-1002	2821001
1902	PACIFIC RIM PRODUCE	202 FRANKLIN ST	Oakland	CA	94607-3836	5148001
1903	PACIFIC TRANSLOAD SERVICES	737 BAY ST	Oakland	CA	94607-1100	4212001
1904	PAGARUNG THAI CUISINE	6200 ANTIOCH ST	Oakland	CA	94611-2951	5812001
1905	PAILIN RESTAURANT	2045 FOOTHILL BLVD B	Oakland	CA	94606-4621	5812001
1906	PAMA'S KITCHEN	722 WASHINGTON ST	Oakland	CA	94607-3925	5812001
1907	PANADERIA EL PUEBLO	10228 INTERNATIONAL BLVD	Oakland	CA	94603-3206	2051001
1908	PANADERIA SEVILLA	1414 FRUITVALE AVE	Oakland	CA	94601-2321	5461001
1909	PANAMA BAY COFFEE	3701 BROADWAY	Oakland	CA	94611-5613	5812001
1910	PANAMA BAY COFFEE COMPANY	3801 HOWE ST	Oakland	CA	94611-5312	5812001
1911	PANDA EXPRESS #1022	8333 OAKPORT ST	Oakland	CA	94621-2008	5812001
1912	PANDA EXPRESS #1330	500 12TH ST # B132	Oakland	CA	94607-4076	5812001
1913	PANDA EXPRESS #2958	5108 BROADWAY K108	Oakland	CA	94611-4620	5812001
1914	PANDA KITCHEN	138 14TH ST	Oakland	CA	94612-4311	5812001
1915	PANERA BREAD LLC #1508	1525 40TH AVE	Oakland	CA	94601-4131	5812001
1916	PAPA JOES	900 FALLON ST	Oakland	CA	94607-4893	5812001
1917	PAPA JOHN	3301 E 12TH ST STE 117	Oakland	CA	94601-2943	5812001
1918	PAPA JOHNS	5412 SAN PABLO AVE B	Oakland	CA	94608-3008	5812036
1919	PARADISE PARK CAFE	6334 SAN PABLO AVE	Oakland	CA	94608-1232	5812001
1920	PARAMOUNT LIQUOR STORE	2045 FOOTHILL BLVD	Oakland	CA	94606-4621	5921001
1921	PARIS BAGUETTE # 26	1389 JEFFERSON ST # 607	Oakland	CA	94612-1594	5812001
1922	PARK BLVD 76 SKRR CORP	4500 PARK BLVD	Oakland	CA	94602-1441	5541001
1923	PARK BURGER	4218 PARK BLVD	Oakland	CA	94602-1312	5812001
1924	PARK GAS AND FOOD	1395 7TH ST	Oakland	CA	94607-2102	5541001
1925	PARK LIQUORS	828 FRANKLIN ST	Oakland	CA	94607-4202	5921001

**Attachment C.4.1 - City of Oakland**  
**List of All Industrial and Commercial Facilities**  
**Requiring Stormwater Inspections per MRP Provision C.4.b.ii.(2)(d)**

Number	Business Name	Business Address	City	State	Zip Code	SIC
1926	PARRAS RESTAURANT	3284 INTERNATIONAL BLVD	Oakland	CA	94601-2904	5812001
1927	PART RESTORATION AUTOS	900 39TH AVE	Oakland	CA	94601-4027	7539001
1928	PASKA BAKERY	2370 TELEGRAPH AVE	Oakland	CA	94612-2421	5461001
1929	PASTINOS PASTA & PIZZA	4207 PARK BLVD	Oakland	CA	94602-1311	5812001
1930	PASTRY FROM ABOVE	828 6TH AVE	Oakland	CA	94606-2810	5461001
1931	PATTY'S & BUNS BURGER	2852 MOUNTAIN BLVD	Oakland	CA	94602-2662	5812036
1932	PAULAS FOOD & MR. TACO	9423 INTERNATIONAL BLVD	Oakland	CA	94603-1443	5812001
1933	PC AUTO DETAIL	450 INTERNATIONAL BLVD	Oakland	CA	94606-2315	7532001
1934	PEACH OLIVER'S KITCHEN	5319 MARTIN LUTHER KING JR WAY	Oakland	CA	94609-1829	5812001
1935	PEERLESS COFFEE COMPANY, INC.	260 OAK ST	Oakland	CA	94607-4512	5149001
1936	PEETS COFFEE & TEA	1111 BROADWAY	Oakland	CA	94607-4139	5812001
1937	PEETS COFFEE & TEA	3401 FRUITVALE AVE	Oakland	CA	94602-2317	5812001
1938	PEETS COFFEE & TEA	5095 TELEGRAPH AVE STE 1	Oakland	CA	94609-2066	5812001
1939	PEETS COFFEE & TEA INC	4050 PIEDMONT AVE	Oakland	CA	94611-5221	5812001
1940	PEETS COFFEE AND TEA	2066 ANTIOCH CT	Oakland	CA	94611-2914	5812001
1941	PEETS COFFEE AND TEA	3258 LAKESHORE AVE	Oakland	CA	94610-2720	5812001
1942	PELICAN POBOYS	4559 INTERNATIONAL BLVD	Oakland	CA	94601-4506	5812001
1943	PENNY FLOOD	7560 ALTURA PL	Oakland	CA	94605-3108	5149001
1944	PENNY SAVER MKT & LIQUOR	4800 FOOTHILL BLVD	Oakland	CA	94601-5328	5411001
1945	PENNZOIL SPEED OIL CHANGE CENTER	2 HEGENBERGER RD	Oakland	CA	94621-1406	7549001
1946	PENROSE & SONS FINE MEATS & SPIRITS	3311 GRAND AVE	Oakland	CA	94610-2738	5812001
1947	PEONY SEAFOOD RESTAURANT	388 9TH ST STE 288	Oakland	CA	94607-4295	5812001
1948	PEOPLES CAR WASH AND AUTO DETAIL, LLC	3314 SAN PABLO AVE	Oakland	CA	94608-4232	7542001
1949	PEOPLES COMMUNITY MARKET	1814 FRANKLIN ST STE 800	Oakland	CA	94612-3462	5411001
1950	PEOPLES GROCERY INC	909 7TH ST	Oakland	CA	94607-3101	5411001
1951	PEOPLES KITCHEN COLLECTIVE LLC	1615 8TH ST	Oakland	CA	94607-1354	5812001
1952	PEREZ PRODUCE	5401 COLISEUM WAY	Oakland	CA	94601-5021	5148001
1953	PERFORMANCE AUTO BODY CENTER	635 E 12TH ST	Oakland	CA	94606-2908	7532001
1954	PERLE	2058 MOUNTAIN BLVD	Oakland	CA	94611-2816	5812036

**Attachment C.4.1 - City of Oakland**  
**List of All Industrial and Commercial Facilities**  
**Requiring Stormwater Inspections per MRP Provision C.4.b.ii.(2)(d)**

Number	Business Name	Business Address	City	State	Zip Code	SIC
1955	PETES MARKET	6243 AVENAL AVE	Oakland	CA	94605-1438	5411001
1956	PETTY CAR WASH	1174 73RD AVE	Oakland	CA	94621-2902	7542001
1957	PG AUTO BODY & REPAIR & DETAILING	450 INTERNATIONAL BLVD	Oakland	CA	94606-2315	7532001
1958	PH55 GAS & MINI MART	5131 SHATTUCK AVE	Oakland	CA	94609-2008	5411001
1959	PHAT MATTS BBQ	3415 TELEGRAPH AVE	Oakland	CA	94609-3002	5812001
1960	PHILLYS CHEESESTEAK & MORE LLC	2293 INTERNATIONAL BLVD	Oakland	CA	94606-5003	5812001
1961	PHILZ COFFEE INC.	6310 COLLEGE AVE	Oakland	CA	94618-1332	5812001
1962	PHNOM PENH RESTAURANT	3912 MACARTHUR BLVD	Oakland	CA	94619-1316	5812001
1963	PHO ANH DAO OAKLAND	280 E 18TH ST	Oakland	CA	94606-1729	5812001
1964	PHO HOA LAO	720 INTERNATIONAL BLVD	Oakland	CA	94606-2902	5812001
1965	PHO KING RESTAURANT	638 INTERNATIONAL BLVD	Oakland	CA	94606-2912	5812001
1966	PHO VY VIETNAMESE CUISINE	401 INTERNATIONAL BLVD	Oakland	CA	94606-2314	5812001
1967	PHOENIX AUTO BODY	8917 SAN LEANDRO ST J	Oakland	CA	94621-1246	7532001
1968	PHOENIX IRON WORKS	499 EMBARCADERO # BLD23	Oakland	CA	94606-5131	7389001
1969	PHUONG LAM HUYNH	8470 PARDEE DR	Oakland	CA	94621-1412	5812001
1970	PHUONG NAM RESTAURANT	1615 CLAY ST	Oakland	CA	94612-1531	5812001
1971	PicknPull Oakland 70	8451 San Leandro St	Oakland	CA	94621-1987	5015
1972	PIEDMONT GROCERY CO	4038 PIEDMONT AVE	Oakland	CA	94611-5209	5411001
1973	PIEOLOGY PIZZERIA	5132 BROADWAY STE C-102	Oakland	CA	94611-4620	5812001
1974	PIERRES MOBILE DETAILING	1442 BARROWS RD	Oakland	CA	94610-2535	7549001
1975	PIETISSERIE, LLC	1605 2ND AVE	Oakland	CA	94606-1713	5812001
1976	PIIK UP	2323 BROADWAY	Oakland	CA	94612-2414	4215001
1977	PINK BUBBLES CAR WASH	5815 MARKET ST	Oakland	CA	94608-1401	7542001
1978	PINTOH THAI STREET FOOD	1442 FRANKLIN ST	Oakland	CA	94612-3202	5812001
1979	PIOUS PETROLEUM LLC	4280 FOOTHILL BLVD	Oakland	CA	94601-4644	5541001
1980	PIPIRIN	3334 INTERNATIONAL BLVD	Oakland	CA	94601-3006	5812001
1981	PITA POCKET	3932 TELEGRAPH AVE	Oakland	CA	94609-2422	5812001
1982	PIZZA CITY	2935 FOOTHILL BLVD STE A	Oakland	CA	94601-2576	5812001
1983	PIZZA GUYS 172	3522 FOOTHILL BLVD	Oakland	CA	94601-3607	5812001

**Attachment C.4.1 - City of Oakland**  
**List of All Industrial and Commercial Facilities**  
**Requiring Stormwater Inspections per MRP Provision C.4.b.ii.(2)(d)**

Number	Business Name	Business Address	City	State	Zip Code	SIC
1984	PIZZA LOVE	900 MARKET ST STE E	Oakland	CA	94607-3137	5812001
1985	PIZZA MATADOR	3033 MACARTHUR BLVD	Oakland	CA	94602-3299	5812001
1986	PIZZA NATION INC	4919 TELEGRAPH AVE	Oakland	CA	94609-2011	5812001
1987	PLANET WASH AND DETAIL, LLC	1020 HIGH ST	Oakland	CA	94601-4407	7542001
1988	PLANK	98 BROADWAY	Oakland	CA	94607-3702	5812001
1989	PLANTED TABLE	550 2ND ST	Oakland	CA	94607-3543	5812009
1990	PLATE CRAFT CATERING	372 24TH ST	Oakland	CA	94612-3125	5812001
1991	PLAYA AZUL	2818 INTERNATIONAL BLVD	Oakland	CA	94601-1516	5812001
1992	PLENTY	1825 SAN PABLO AVE STE 1A	Oakland	CA	94612-1517	5812001
1993	PLUM FOOD AND DRINK LLC	2214 BROADWAY	Oakland	CA	94612-3010	5812001
1994	POPEYES FRIED CHICKEN	7007 INTERNATIONAL BLVD	Oakland	CA	94621-3203	5812001
1995	POPULAR MARKET	1088 98TH AVE	Oakland	CA	94603-2331	5411001
1996	PORBOYS, INC	3640 E 9TH ST	Oakland	CA	94601-3458	7539001
1997	PORT CITY BAKING	372 24TH ST	Oakland	CA	94612-3125	2052001
1998	PORT COFFEE, LLC	10 BURMA RD	Oakland	CA	94607-1010	5812001
1999	Port Oakland Oakland Intl Airport	8500 Earhart Rd	Oakland	CA	94621-4556	4581
2000	PORTAL	1611 2ND AVE	Oakland	CA	94606-1713	5812001
2001	PORTOFINO CAFE	3936 TELEGRAPH AVE	Oakland	CA	94609-2422	5812001
2002	PORTWOOD SHELL	820 PORTWOOD AVE	Oakland	CA	94601-1452	5541001
2003	POWERED BY PORK, LLC	344 THOMAS L BERKLEY WAY STE 310	Oakland	CA	94612-3577	5812001
2004	PPG PAINTS	3356 PIEDMONT AVE	Oakland	CA	94611-5734	5231001
2005	PRATHER RANCH MEAT COMPANY	700 JULIE ANN WAY	Oakland	CA	94621-4038	5147001
2006	Precision Metal Tooling Inc	5101 San Leandro Street	Oakland	CA	94601-5648	3544
2007	PRECISION MOTORS	3068 BROADWAY	Oakland	CA	94611-5713	7539001
2008	PREFERRED MEATS, INC	700 JULIE ANN WAY	Oakland	CA	94621-4038	5147001
2009	Pressure Cast Products Corporation	4210 E 12th St	Oakland	CA	94601-4411	3363
2010	PRETTY DOG HOT SAUCE, LLC	3838 TELEGRAPH AVE	Oakland	CA	94609-2420	5812001
2011	PRIMAVERA	4800 BROADWAY	Oakland	CA	94611-4691	5812001
2012	PRIMOS MARKET	4730 INTERNATIONAL BLVD	Oakland	CA	94601-5210	5411001



**Attachment C.4.1 - City of Oakland**  
**List of All Industrial and Commercial Facilities**  
**Requiring Stormwater Inspections per MRP Provision C.4.b.ii.(2)(d)**

Number	Business Name	Business Address	City	State	Zip Code	SIC
2013	PRIMOS SMOG	2520 WEST ST B	Oakland	CA	94612-1128	7549001
2014	PRO AUTO SOLUTIONS	6917 MACARTHUR BLVD	Oakland	CA	94605	7539001
2015	PRO LUBE	6301 SAN PABLO AVE	Oakland	CA	94608-1231	7549001
2016	PRO SPEED AUTO BODY	1410 31ST AVE	Oakland	CA	94601-2327	7532001
2017	PROPOSITION CHICKEN	3260 LAKESHORE AVE	Oakland	CA	94610-2720	5812001
2018	PROSPECT PARK SANDWICHES	1633 BROADWAY	Oakland	CA	94612-2126	5812001
2019	PROWASH MOBILE AUTO DETAIL	1033 60TH ST # 1	Oakland	CA	94608-2387	7542001
2020	PROYECTO DIAZ, LLC	910 81ST AVE STE 15	Oakland	CA	94621-2519	5149001
2021	PS SCRUMPTIOUS! CATERING	2145 BROADWAY	Oakland	CA	94612-2309	5812001
2022	PUPUSAS GUADALUPE	4729 INTERNATIONAL BLVD	Oakland	CA	94601-5209	5812036
2023	PUPUSAS SALVADORENAS	1462 HIGH ST A	Oakland	CA	94601-4534	5812001
2024	PUPUSERIA GABRIELA	4729 INTERNATIONAL BLVD	Oakland	CA	94601-5209	5812001
2025	PURE CATERING	1831 8TH AVE	Oakland	CA	94606-2514	5812001
2026	PURPLE PEPPER PIZZA	4496 BROADWAY	Oakland	CA	94611-4471	5812001
2027	PYEONG CHANG TOFU HOUSE INC	4701 TELEGRAPH AVE	Oakland	CA	94609-2023	5812001
2028	PYRAMIDS	3100 HIGH ST	Oakland	CA	94619-1810	5812001
2029	Q & Q FOODS CATERING	2708 RITCHIE ST	Oakland	CA	94605-3330	5812009
2030	Q & S MARKET	1524 100TH AVE	Oakland	CA	94603-2613	5411001
2031	Q SMOG CHECK TEST ONLY	5130 INTERNATIONAL BLVD	Oakland	CA	94601-5218	7549001
2032	Qi Dumpling Lounge	3300 GRAND AVE	Oakland	CA	94610-2737	5812001
2033	QUALITY AUTO BODY PARTS	7036 MACARTHUR BLVD	Oakland	CA	94605-2563	5531001
2034	QUALITY AUTO SERVICE, INC.	1101 7TH AVE	Oakland	CA	94606-3636	7539001
2035	QUALITY AUTO SERVICE, INC.	1200 E 12TH ST	Oakland	CA	94606-4325	7539001
2036	QUALITY BODY AND FENDER 2	2822 MARTIN LUTHER KING JR WAY	Oakland	CA	94609-3516	7532001
2037	QUALITY DONUT	6860 SUNKIST DR	Oakland	CA	94605-2662	5812001
2038	QUALITY FINE FOOD	3145 WEST ST	Oakland	CA	94608-4310	5411001
2039	QUALITY PAINT & REPAIR	71 SHADOW MTN	Oakland	CA	94605-4616	7532001
2040	QUALITY TECH AUTOMOTIVE	1235 16TH AVE	Oakland	CA	94606-4431	7539001
2041	QUALITY TECH AUTOMOTIVE INC	1238 16TH AVE	Oakland	CA	94606-4416	7539001

**Attachment C.4.1 - City of Oakland**  
**List of All Industrial and Commercial Facilities**  
**Requiring Stormwater Inspections per MRP Provision C.4.b.ii.(2)(d)**

Number	Business Name	Business Address	City	State	Zip Code	SIC
2042	QUALITY TECH WHOLE SALES TRANSMISSION	1421 17TH AVE	Oakland	CA	94606-4505	3714001
2043	QUARTER POUND GIANT BURGER #3	2055 MACARTHUR BLVD	Oakland	CA	94602-2214	5812001
2044	QUE HUONG SUPERMARKET	950 INTERNATIONAL BLVD	Oakland	CA	94606-3728	5411001
2045	QUEEN'S CAJUN SEAFOOD	2211 INTERNATIONAL BLVD	Oakland	CA	94606-5003	5812036
2046	QUELITE	4559 INTERNATIONAL BLVD	Oakland	CA	94601-4506	5812001
2047	QUI AUTO REPAIR INC	3755 FOOTHILL BLVD	Oakland	CA	94601-3629	7539001
2048	QUICK BITE	1511 FRANKLIN ST	Oakland	CA	94612-2803	5812001
2049	QUICK FOOD & GAS	3810 BROADWAY	Oakland	CA	94611-5616	5541001
2050	QUICK SHINE	9765 MOUNTAIN BLVD	Oakland	CA	94605-4902	7542001
2051	QUICK STOP MARKET #9051	3130 35TH AVE	Oakland	CA	94619-1208	5411001
2052	QUICKLY	328 10TH ST # 119	Oakland	CA	94607-4214	5812001
2053	QUICKLY E. 12TH	609 E 12TH ST	Oakland	CA	94606-2908	5812001
2054	QUICKLY-LAKESHORE	3306 LAKESHORE AVE	Oakland	CA	94610-2306	5812001
2055	QUIK SMOG AND REPAIR	3725 SAN LEANDRO ST	Oakland	CA	94601-4024	7549001
2056	QUIK STOP GAS	2400 FRUITVALE AVE	Oakland	CA	94601-2502	5541001
2057	QUIK STOP GAS	3130 35TH AVE	Oakland	CA	94619-1208	5541001
2058	QUIK STOP GAS	3132 BEAUMONT AVE	Oakland	CA	94602-1047	5541001
2059	QUIK STOP GAS	66 MACARTHUR BLVD	Oakland	CA	94610-1336	5541001
2060	QUIK STOP MARKET #56	3132 BEAUMONT AVE	Oakland	CA	94602-1047	5411001
2061	QUIK STOP MARKET #9067	2400 FRUITVALE AVE	Oakland	CA	94601-2502	5411001
2062	QUIK STOP MARKET NO 52	401 MERRITT AVE	Oakland	CA	94610-5110	5411001
2063	QUINNS LIGHTHOUSE RESTAURANT	51 EMBARCADERO CV	Oakland	CA	94606-5203	5812001
2064	QUINTERO TRUCKING CO	2270 POPLAR ST	Oakland	CA	94607-2315	4212001
2065	QUIZNOS SUBS #6116	8450 EDGEWATER DR STE C	Oakland	CA	94621-1484	5812001
2066	QULTURE COLLECTIVE	1714 FRANKLIN ST STE 102	Oakland	CA	94612-3488	5812001
2067	QUYNH TRUC CAFE	1939 INTERNATIONAL BLVD	Oakland	CA	94606-4808	5812001
2068	R & A TRUCKING CO	1050 77TH AVE	Oakland	CA	94621-2528	4212001
2069	R & C AUTO SALES	4200 INTERNATIONAL BLVD # P-1	Oakland	CA	94601-4538	5511001

**Attachment C.4.1 - City of Oakland**  
**List of All Industrial and Commercial Facilities**  
**Requiring Stormwater Inspections per MRP Provision C.4.b.ii.(2)(d)**

Number	Business Name	Business Address	City	State	Zip Code	SIC
2070	R & R SUSHI & BOWLS	4151 PIEDMONT AVE	Oakland	CA	94611-5109	5812001
2071	R & U BBQ	6018 MACARTHUR BLVD	Oakland	CA	94605-1633	5812001
2072	R AND R FOOD COMPANY	324 8TH ST	Oakland	CA	94607-4210	5999001
2073	R H AUTO REPAIR	5315 SAN PABLO AVE	Oakland	CA	94608-3023	7539001
2074	RAAZA KWICK WAY AND DELI	6225 INTERNATIONAL BLVD	Oakland	CA	94621-3823	5411001
2075	RACS RELICS INC	4444 TELEGRAPH AVE	Oakland	CA	94609-2018	7514001
2076	RADIATOR ENGINEER INC	4000 INTERNATIONAL BLVD	Oakland	CA	94601-4014	7539001
2077	RAGO & SON INC	1029 51ST AVE	Oakland	CA	94601-5653	3411001
2078	RAILROAD STOP DELI	1210 26TH ST	Oakland	CA	94607-2445	5812001
2079	RAINBOW ITALIAN ICE	40 WOODCLIFF CT	Oakland	CA	94605-5332	5812001
2080	RAKHA AUTO REPAIR WORKSHOP	905 77TH AVE	Oakland	CA	94621-2525	7539001
2081	RAMEN SHOP	5812 COLLEGE AVE	Oakland	CA	94618-1603	5812001
2082	RAMOS DISTRIBUTORS, INC.	3943 MAGEE AVE	Oakland	CA	94619-1436	5411001
2083	RANCHO MARKET	1950 FRUITVALE AVE	Oakland	CA	94601-2413	5411001
2084	RANG DONG RESTAURANT	724 WEBSTER ST	Oakland	CA	94607-4228	5812001
2085	RAPID DELIVERY SERVICES	1637 13TH AVE	Oakland	CA	94606-3912	4215001
2086	RASPADOS Y FRUTAS PIO	4559 INTERNATIONAL BLVD	Oakland	CA	94601-4506	5812001
2087	RAWR COFFEE BAR	2869 BROADWAY	Oakland	CA	94611-5708	5149001
2088	RAZZOS PIZZA AND SALAD	4312 MACARTHUR BLVD	Oakland	CA	94619-2702	5812001
2089	RCCAMESE TRANSPORTATION	10415 BYRON AVE	Oakland	CA	94603-3421	4212001
2090	RCCAMESE TRANSPORTATION INC.	10415 BYRON AVE	Oakland	CA	94603-3421	4212001
2091	RCI PRODUCE	409 2ND ST	Oakland	CA	94607-3814	5148001
2092	REAL DEAL AUTO SALES LLC	4533 INTERNATIONAL BLVD	Oakland	CA	94601-4506	5511001
2093	RED BAY COFFEE	3098 E 10TH ST	Oakland	CA	94601-2960	5812001
2094	RED BOY PIZZA LEIMERT	1500 LEIMERT BLVD	Oakland	CA	94602-1951	5812001
2095	RED SEA RESTAURANT	5200 CLAREMONT AVE	Oakland	CA	94618-1033	5812001
2096	RED SNACK BAR	10960 INTERNATIONAL BLVD	Oakland	CA	94603-3851	5812001
2097	REEM'S CALIFORNIA LLC	3301 E 12TH ST 133	Oakland	CA	94601-2943	5812036

**Attachment C.4.1 - City of Oakland**  
**List of All Industrial and Commercial Facilities**  
**Requiring Stormwater Inspections per MRP Provision C.4.b.ii.(2)(d)**

Number	Business Name	Business Address	City	State	Zip Code	SIC
2098	REFUGEE WOMEN'S EMPOWERMENT CATERING GROUP	3170 HIGH ST	Oakland	CA	94619-1852	5812009
2099	RELIABLE TRANSPORTATION SERVICE	2799 WOOD ST	Oakland	CA	94607-1716	4212001
2100	RELIANCE DETAILING	1815 94TH AVE	Oakland	CA	94603-1611	7542001
2101	RENAISSANCE SPECIALTY CAKES AND DESSERTS	500 12TH ST	Oakland	CA	94607-4076	5461001
2102	RESENTIZ FOOD	900 FALLON ST	Oakland	CA	94607-4893	5812001
2103	RESTAURANT 4 CAMINOS	3800 SAN LEANDRO ST	Oakland	CA	94601-4038	5812001
2104	RESTAURANTE DONA TOMAS	5004 TELEGRAPH AVE	Oakland	CA	94609-2014	5812001
2105	RESTAURANTE LA GRAN CHIQUITA	3503 INTERNATIONAL BLVD	Oakland	CA	94601-3521	5812001
2106	RESTORATION VEHICLE MAIN. & REPAIR	6548 FOOTHILL BLVD	Oakland	CA	94605-2017	7539001
2107	REVOLUTION FOODS	8383 CAPWELL DR	Oakland	CA	94621-2113	5812001
2108	REVOLVE CAFE & JUICE BAR	1714 FRANKLIN ST	Oakland	CA	94612-3488	5812001
2109	REX MARKET	8733 D ST	Oakland	CA	94621-1635	5411001
2110	RHIZOCALI	1309 CENTER ST	Oakland	CA	94607-2011	5812001
2111	RICAS AUTO	1924 99TH AVE	Oakland	CA	94603-2734	7539001
2112	Right Away Redy Mix Inc	401 Kennedy St	Oakland	CA	94606-5321	3273
2113	RIKYU JAPANESE RESTAURANT	5335 COLLEGE AVE	Oakland	CA	94618-2804	5812001
2114	RIMY MEDITERRANEAN GROCERY & GRILL	900 MARKET ST STE B	Oakland	CA	94607-3137	5411001
2115	RIO CALIFORNIA	1233 PRESERVATION PARK WAY	Oakland	CA	94612-1296	5812001
2116	RITE AID #5952	1991 MOUNTAIN BLVD	Oakland	CA	94611-2812	5912001
2117	RIVER NILE MARKET	3105 TELEGRAPH AVE	Oakland	CA	94609-3217	5411001
2118	RJ DELIVERY	4633 TYRRELL ST	Oakland	CA	94601-4744	4215001
2119	RJR Polymers Inc	7750 Edgewater Drive	Oakland	CA	94621-3014	3999
2120	ROADSIDE ROTISSERIE CORPORATION	4559 INTERNATIONAL BLVD	Oakland	CA	94601-4506	5812001
2121	ROAM ARTISAN BURGERS	1951 TELEGRAPH AVE	Oakland	CA	94612-2208	5812001
2122	ROBERTO TRUCK REPAIR	8255 SAN LEANDRO ST	Oakland	CA	94621-1904	7539001
2123	ROCKIN CRAWFISH	211 FOOTHILL BLVD STE B	Oakland	CA	94606-1722	5812001
2124	ROCKRIDGE CAFE	5492 COLLEGE AVE	Oakland	CA	94618-1552	5812001

**Attachment C.4.1 - City of Oakland**  
**List of All Industrial and Commercial Facilities**  
**Requiring Stormwater Inspections per MRP Provision C.4.b.ii.(2)(d)**

Number	Business Name	Business Address	City	State	Zip Code	SIC
2125	ROCKRIDGE IMPROVEMENT CLUB	5515 COLLEGE AVE	Oakland	CA	94618-1538	5812001
2126	ROCKRIDGE TWO WHEELS	5291 COLLEGE AVE	Oakland	CA	94618-1462	7699001
2127	ROCKYS MARKET	1440 LEIMERT BLVD	Oakland	CA	94602-1893	5411001
2128	RODERICKS	2708 98TH AVE	Oakland	CA	94605-4708	5812001
2129	ROGER MOBILE TRUCK REPAIR	4341 HOWARD ST	Oakland	CA	94601-3909	7538001
2130	ROKEN RESTAURANT	3701 GRAND AVE	Oakland	CA	94610-1505	5812001
2131	ROLLING DUNES CREPE HOUSE	3331 LAKESHORE AVE	Oakland	CA	94610-2305	5812001
2132	ROLLS ROYCE CAFE	7200 EARHART RD	Oakland	CA	94621-4511	5812001
2133	Rolls Royce Engine Services	7200 Earhart Rd	Oakland	CA	94621-4511	3724
2134	ROMA COFFEE BAR	1221 BROADWAY # 42	Oakland	CA	94612-1837	5812001
2135	ROMEO'S GARAGE	8807 INTERNATIONAL BLVD	Oakland	CA	94621-1101	7532001
2136	ROMOS CAFFE	900 FALLON ST	Oakland	CA	94607-4893	5812001
2137	RON'S BERKELEY MUFFLER SERVICE	6432 SHATTUCK AVE	Oakland	CA	94609-1059	7539001
2138	ROOFLINE, INC.	900 37TH AVE	Oakland	CA	94601-3434	5211001
2139	ROOTS LOUNGE	7107 INTERNATIONAL BLVD	Oakland	CA	94621-3205	5812001
2140	ROOZ CAFE	1918 PARK BLVD	Oakland	CA	94606-1862	5812001
2141	ROPAMA, INC	836 81ST AVE	Oakland	CA	94621-2510	2051001
2142	ROSALIES TASTE OF NEW ORLEANS	5833 BANCROFT AVE	Oakland	CA	94605-1301	5812036
2143	ROSAS CATERING	7621 MACARTHUR BLVD	Oakland	CA	94605-2943	5812001
2144	ROSINES GINGER JUICE	1552 BEACH ST STE C	Oakland	CA	94608-3525	5812001
2145	ROSITAS RESTAURANTE	10555 INTERNATIONAL BLVD	Oakland	CA	94603-3803	5812001
2146	ROSS FOODS MARKET	9261 INTERNATIONAL BLVD	Oakland	CA	94603-1401	5411001
2147	ROUND TABLE DEVELOPMENT CO	7000 COLISEUM WAY	Oakland	CA	94621-1917	5812001
2148	ROUND TABLE PIZZA	398 GRAND AVE	Oakland	CA	94610-4840	5812001
2149	ROUND TABLE PIZZA	5095 TELEGRAPH AVE STE E	Oakland	CA	94609-2067	5812001
2150	ROUND TRIP INC	5484 COLLEGE AVE	Oakland	CA	94618-1552	5812036
2151	ROUSE TIRE SERVICE INC	2340 HARRISON ST	Oakland	CA	94612-3712	5531001
2152	ROWAID MARKET	2123 90TH AVE	Oakland	CA	94603-1802	5411001
2153	ROXAL KITCHEN INDIAN RESTAURANT	175 98TH AVE	Oakland	CA	94603-1003	5812036

**Attachment C.4.1 - City of Oakland**  
**List of All Industrial and Commercial Facilities**  
**Requiring Stormwater Inspections per MRP Provision C.4.b.ii.(2)(d)**

Number	Business Name	Business Address	City	State	Zip Code	SIC
2154	ROXANNAS	2422 57TH AVE	Oakland	CA	94605-1017	5812001
2155	ROYAL FOOD SUPERMARKET	7615 MACARTHUR BLVD	Oakland	CA	94605-2943	5411001
2156	ROYAL GAS	10151 INTERNATIONAL BLVD	Oakland	CA	94603-3203	5541001
2157	ROYAL TRUCKING/MAINTENANCE	PO BOX 14785	Oakland	CA	94614-2701	4212001
2158	ROYALTEA USA	702 WEBSTER ST	Oakland	CA	94607-4228	5812036
2159	ROYS TIRE & BATTERY SERVICE	4509 E 12TH ST	Oakland	CA	94601-4418	5531001
2160	RSVP CATERING	2963 107TH AVE	Oakland	CA	94605-5307	5812001
2161	RUBENS BODY SHOP	828 34TH AVE	Oakland	CA	94601-3405	7532001
2162	RUDYS CANT FAIL CAFE/RCFC ENTERPRISES LLC	1805 TELEGRAPH AVE	Oakland	CA	94612-2109	5812001
2163	RUTHS BUKA	5250 FOOTHILL BLVD	Oakland	CA	94601-5438	5812001
2164	S & N MARKET	3222 MARTIN LUTHER KING JR WAY	Oakland	CA	94609-2915	5411001
2165	S & S TRUCKING	477 ROLAND WAY	Oakland	CA	94621-2014	4212001
2166	S AND S MARKET	2235 35TH AVE	Oakland	CA	94601-3202	5411001
2167	S M S MARKET	1049 55TH ST	Oakland	CA	94608-3103	5411001
2168	SAEEDS MARKET	5035 E 12TH ST	Oakland	CA	94601-5616	5411001
2169	SAFELAND MARKET	5701 FOOTHILL BLVD	Oakland	CA	94605-1303	5411001
2170	SAFEWAY INC #2870 (RETAIL)	6310 COLLEGE AVE	Oakland	CA	94618-1332	5411001
2171	SAFEWAY STORES INC #1119	3747 GRAND AVE	Oakland	CA	94610-1505	5411001
2172	SAFEWAY STORES INC #3132	5130 BROADWAY	Oakland	CA	94611-4620	5411001
2173	SAFEWAY STORES INC #638	4100 REDWOOD RD	Oakland	CA	94619-2362	5411001
2174	SAFEWAY STORES INC #654	2096 MOUNTAIN BLVD	Oakland	CA	94611-2817	5411001
2175	SAFEWAY STORES INC #908	3550 FRUITVALE AVE	Oakland	CA	94602-2327	5411001
2176	SAFEWAY.COM	5100 BROADWAY	Oakland	CA	94611-4694	4215001
2177	SAHN MARU KOREAN BBQ	4315 TELEGRAPH AVE	Oakland	CA	94609-2015	5812001
2178	SAIGON MARKET	2331 TELEGRAPH AVE	Oakland	CA	94612-2420	5411001
2179	SAIGON RESTAURANT	326 FRANK H OGAWA PLZ	Oakland	CA	94612-2001	5812001
2180	SAINT ANNA COFFEE SHOP	326 8TH ST	Oakland	CA	94607-4210	5812001
2181	SAKURA BISTRO	388 9TH ST STE 268	Oakland	CA	94607-4295	5812001

**Attachment C.4.1 - City of Oakland**  
**List of All Industrial and Commercial Facilities**  
**Requiring Stormwater Inspections per MRP Provision C.4.b.ii.(2)(d)**

Number	Business Name	Business Address	City	State	Zip Code	SIC
2182	SALAM HALAL MARKET	999 7TH ST	Oakland	CA	94607-3101	5141001
2183	SALEEM MARKET	1200 78TH AVE	Oakland	CA	94621-2604	5411001
2184	SALEH SMOKE HOUSE MARKET	679 98TH AVE	Oakland	CA	94603-2213	5812001
2185	SALS DELI	904 INTERNATIONAL BLVD	Oakland	CA	94606-3728	5812001
2186	SALS GARAGE	1313 49TH AVE	Oakland	CA	94601-5123	7539001
2187	SALT PARTNERS LLC	3303 SAN PABLO AVE	Oakland	CA	94608-4235	5812036
2188	SALVADORIAN FOOD EL RINCONCITO	280 HEGENBERGER RD	Oakland	CA	94621-1479	5812001
2189	SAM SIPKINS AUTO MECH& D RETAIL AUTO PRT	3427 MAGNOLIA ST # A	Oakland	CA	94608-4127	7539001
2190	SAMAY INC	478 25TH ST	Oakland	CA	94612-2409	5812009
2191	SAM'S CARRYOUT	6432 INTERNATIONAL BLVD	Oakland	CA	94621-3854	5812036
2192	SAMS SMOG TEST ONLY	7744 INTERNATIONAL BLVD	Oakland	CA	94621-2730	7549001
2193	SAMURAI SUSHI BOAT	3336 GRAND AVE	Oakland	CA	94610-2737	5812001
2194	SAN FRANCISCO RESTAURANT	8418 INTERNATIONAL BLVD	Oakland	CA	94621-1804	5812001
2195	SAN FRANCISCO SOUP COMPANY	1300 CLAY ST	Oakland	CA	94612-1425	5812001
2196	SAN PABLO AUTO BODY AND PAINT INC	2926 SAN PABLO AVE	Oakland	CA	94608-4530	7532001
2197	SAN PABLO LIQUOR	2363 SAN PABLO AVE	Oakland	CA	94612-1136	5921001
2198	SAN PABLO SMOG TEST ONLY CENTER	6305 SAN PABLO AVE	Oakland	CA	94608-1231	7549001
2199	SAN PABLO TIRES	6101 SAN PABLO AVE	Oakland	CA	94608-2225	5531001
2200	SANA MARKET	3710 TELEGRAPH AVE	Oakland	CA	94609-2418	5411001
2201	SANDOVAL MURILLO LLC - EL TACO ZAMURANO RESTAURANT	4032 FOOTHILL BLVD	Oakland	CA	94601-4239	5812001
2202	SANTO COYOTE RESTAURANT	4806 INTERNATIONAL BLVD	Oakland	CA	94601-5212	5812001
2203	SAUCY RESTURANT	1550 MARKET ST B	Oakland	CA	94607-3219	5812001
2204	SAVE MORE MARKET	4219 PARK BLVD	Oakland	CA	94602-1311	5411001
2205	SAVE ON GASOLINE LLC	4251 INTERNATIONAL BLVD	Oakland	CA	94601-4537	5541001
2206	SAV-MOR LIQUORS	1333 PERALTA ST	Oakland	CA	94607-2015	5921001
2207	SAYSETHA RESTAURANT	6230 TELEGRAPH AVE	Oakland	CA	94609-1327	5812001
2208	SCHIRMER LIQUORS	2611 SEMINARY AVE	Oakland	CA	94605-1530	5921001

**Attachment C.4.1 - City of Oakland**  
**List of All Industrial and Commercial Facilities**  
**Requiring Stormwater Inspections per MRP Provision C.4.b.ii.(2)(d)**

Number	Business Name	Business Address	City	State	Zip Code	SIC
2209	SCHOOL MARKET	3051 SCHOOL ST	Oakland	CA	94602-2821	5411001
2210	SCIENTIFIC PLATERS INC	9809 KITTY LN	Oakland	CA	94603-1071	3411001
2211	SCOTTS SEAFOOD GRILL & BAR	2 BROADWAY	Oakland	CA	94607-3748	5812001
2212	SCRIBBLE KITCHEN	541 28TH ST 7	Oakland	CA	94609-3524	5812001
2213	SEAHORSE'S CATERING SERVICE	2624 RICHIE ST	Oakland	CA	94605	5812009
2214	SECURITY LIQUOR & GROCERY	201 INTERNATIONAL BLVD	Oakland	CA	94606-2235	5411001
2215	SEISON	495 10TH ST	Oakland	CA	94607-4012	5812001
2216	SELAM MEAT, FRUITS & VEGETABLE SALES	3210 MARTIN LUTHER KING JR WAY	Oakland	CA	94609-2915	5411001
2217	SELAM RESTAURANT	2786 MARTIN LUTHER KING JR WAY	Oakland	CA	94612-1118	5812001
2218	SEOUL GOM TANG II	3801 TELEGRAPH AVE	Oakland	CA	94609-2419	5812001
2219	SEQUOIA DINER	3719 MACARTHUR BLVD	Oakland	CA	94619-1329	5812001
2220	SERRANOS PRODUCE	5401 COLISEUM WAY	Oakland	CA	94601-5021	5148001
2221	SERVICE SYSTEMS ASSOCIATES INC.	9773 GOLF LINKS RD	Oakland	CA	94605-4925	5812036
2222	SERVICIOS ALFARO	4200 FOOTHILL BLVD	Oakland	CA	94601-4242	5812001
2223	SEVEN ELEVEN BODY SHOP	645 E 11TH ST	Oakland	CA	94606-3638	7532001
2224	SEVEN STAR DIESEL REPAIR	722 JULIE ANN WAY	Oakland	CA	94621-4038	7539001
2225	SHAAN NORTH & SOUTH INDIAN CUSINE	3434 FRUITVALE AVE	Oakland	CA	94602-2318	5812001
2226	SHAKEWELL LLC	3407 LAKESHORE AVE	Oakland	CA	94610-2307	5812001
2227	SHAN DONG MANDARIN RESTAURANT	324 10TH ST # 101	Oakland	CA	94607-4214	5812001
2228	SHANGHAI RESTAURANT	930 WEBSTER ST	Oakland	CA	94607-4222	5812001
2229	SHANGRI-LA VEGAN	4905 TELEGRAPH AVE	Oakland	CA	94609-2011	5812036
2230	SHANGRILA VEGAN ORGANIC CAFE	4001 LINDEN ST	Oakland	CA	94608-3717	5812001
2231	Shape Prod	1127 57th Ave	Oakland	CA	94621-4427	2869
2232	SHARIFS MARKET	1044 WILLOW ST	Oakland	CA	94607-1419	5411001
2233	SHATTUCK AUTO CENTER, INC.	6618 SHATTUCK AVE	Oakland	CA	94609-1020	7539001
2234	SHEBA	3969 TURNLEY AVE	Oakland	CA	94605-4541	5141001
2235	SHEBA DINING	371 13TH ST	Oakland	CA	94612-2636	5812001
2236	SHERRY'S DINER	8929 MACARTHUR BLVD	Oakland	CA	94605-4034	5812001
2237	SHERWIN-WILLIAMS COMPANY #8143	559 66TH AVE	Oakland	CA	94621-3709	5231001



**Attachment C.4.1 - City of Oakland**  
**List of All Industrial and Commercial Facilities**  
**Requiring Stormwater Inspections per MRP Provision C.4.b.ii.(2)(d)**

Number	Business Name	Business Address	City	State	Zip Code	SIC
2238	SHIBA RAMEN CORP	1438 BROADWAY	Oakland	CA	94612-2004	5812001
2239	SHIGS AUTO SERVICE	1047 39TH ST	Oakland	CA	94608-3816	7539001
2240	SHIMIZU SUSHI INC	4290 PIEDMONT AVE	Oakland	CA	94611-4741	5812001
2241	SHIPPERS TRANSPORT EXPRESS	555 MARITIME ST	Oakland	CA	94607-1012	4212001
2242	SHOGUN JAPANESE SUSHI & STEAK	3417 GRAND AVE	Oakland	CA	94610-2013	5812001
2243	SHOOTING STAR CAFE	1022 WEBSTER ST	Oakland	CA	94607-4224	5812001
2244	SHOP RITE SUPERMARKET	5800 BANCROFT AVE	Oakland	CA	94605-1371	5411001
2245	SHOPPERS MARKET	2101 23RD AVE	Oakland	CA	94606-4239	5411001
2246	SHORTY KUSTOMS	6672 BANCROFT AVE	Oakland	CA	94605-2043	7539001
2247	SHRI BALAJI, INC	6447 INTERNATIONAL BLVD STE E	Oakland	CA	94621-3815	5812001
2248	SIAM BAY AUTHENTIC THAI CUISINE	1009 CLAY ST	Oakland	CA	94607-4025	5812001
2249	SIDAMO FOODS	3622 TELEGRAPH AVE	Oakland	CA	94609-2427	549910
2250	SIDEBAR	542 GRAND AVE	Oakland	CA	94610-3515	5812001
2251	SIDESHOW	942 STANFORD AVE	Oakland	CA	94608-2320	5812001
2252	SIDS COLLISION & GLASS REPAIR	6017 INTERNATIONAL BLVD	Oakland	CA	94621-4204	7532001
2253	SIERRA MARKET LLC	311 OAK ST	Oakland	CA	94607-4601	5141001
2254	Sierra Pacific Ready Mix Services dba Allied Concrete Ready Mix	3211 Wood Street	Oakland	CA	94608-4031	3273
2255	SILICON LOGISTICS	4341 HOWARD ST	Oakland	CA	94601-3909	4212001
2256	SILVER CINEMAS ACQUISITION CO	4186 PIEDMONT AVE	Oakland	CA	94611-5133	5812001
2257	SILVER MINI MART	9755 EDES AVE	Oakland	CA	94603-2207	5411001
2258	SILVER STAR MOTORS	1727 17TH ST	Oakland	CA	94607-1645	5511001
2259	SIMPLY GREEK	4060 PIEDMONT AVE	Oakland	CA	94611-5221	5812001
2260	SINCERE SEAFOOD, INC.	907 WASHINGTON ST STE C	Oakland	CA	94607-4128	5812001
2261	SIN-MEX AUTO BODY SHOP	4028 INTERNATIONAL BLVD	Oakland	CA	94601-4014	7532001
2262	SISTA'S WINGS IN THINGS	372 24TH ST	Oakland	CA	94612-3125	5812001
2263	SJM LUNCH STOP	1301 CLAY ST	Oakland	CA	94612-5217	5812001
2264	SKASOL INC	1696 W GRAND AVE	Oakland	CA	94607-1607	2821001
2265	SKEWERS MED-DELIGHT, INC	1109 OAK ST 101	Oakland	CA	94607-4916	5812001

**Attachment C.4.1 - City of Oakland**  
**List of All Industrial and Commercial Facilities**  
**Requiring Stormwater Inspections per MRP Provision C.4.b.ii.(2)(d)**

Number	Business Name	Business Address	City	State	Zip Code	SIC
2266	SKY CHEFS, INC	50 ARMSTRONG WAY	Oakland	CA	94621-2106	5812001
2267	SKY MARKET	2645 14TH AVE	Oakland	CA	94606-3239	5411001
2268	SKYLINE PIZZA	4400 KELLER AVE STE 200	Oakland	CA	94605-4229	5812001
2269	SLAINTE BAR	131 BROADWAY	Oakland	CA	94607-3715	5812036
2270	SLICE OF HOLLYWOOD	3306 LAKESHORE AVE	Oakland	CA	94610-2306	5812001
2271	SLINE TRUCKING	1338 MANDELA PKWY	Oakland	CA	94607-2055	421201
2272	SMART & FINAL STORES LLC	933 BROADWAY	Oakland	CA	94607-4017	5331001
2273	SMART & FINAL STORES LLC (RETAIL)	1243 42ND AVE	Oakland	CA	94601-4007	5331001
2274	SMELLYS CREOLE CATERING LLC	420 14TH ST	Oakland	CA	94612-2702	5812036
2275	SMOG CAR CARE & LUBE	3315 HIGH ST	Oakland	CA	94619-1817	7549001
2276	SMOKE N BARREL BBQ	1714 FRANKLIN ST # 100342	Oakland	CA	94612-3488	5812001
2277	SMOKIN WOODS BBQ	3741 REDDING ST	Oakland	CA	94619-1366	5812001
2278	SMOOTH AUTO BODY SHOP	1228 41ST AVE	Oakland	CA	94601-4022	7532001
2279	SNOW WHITE COFFEE	3824 PIEDMONT AVE	Oakland	CA	94611-5354	5812001
2280	SOBO RAMEN	388 9TH ST STE 186	Oakland	CA	94607-6576	5812001
2281	SODEXO OPERATIONS LLC	1850 ALICE ST	Oakland	CA	94612-4175	5812001
2282	SOI FOUR RESTAURANT	5421 COLLEGE AVE	Oakland	CA	94618-1502	5812001
2283	SOLAR CAR WASH	3092 MACARTHUR BLVD	Oakland	CA	94602-3212	7542001
2284	SOLAR CAR WASH	6360 TELEGRAPH AVE	Oakland	CA	94609-1343	7542001
2285	SOMBERO MEXICAN CAFE	9101 INTERNATIONAL BLVD	Oakland	CA	94603-1303	5812001
2286	SON 142, INC.	6035 TELEGRAPH AVE	Oakland	CA	94609-1310	5812001
2287	SOO & DAVIDS	5475 REDWOOD RD	Oakland	CA	94619-3119	5812001
2288	SOPRANOS PIZZA	326 23RD ST STE A	Oakland	CA	94612-3786	5812001
2289	SOUK SAVANH RESTAURANT	1927 INTERNATIONAL BLVD	Oakland	CA	94606-4808	5812001
2290	SOUL BOWL'Z CURBSIDE LLC	3338 72ND AVE	Oakland	CA	94605-2510	5812009
2291	SOULICIOUS CATERING	1012 APGAR ST	Oakland	CA	94608-3821	5812001
2292	SOUTH BAY HOT DOG	300 8TH ST	Oakland	CA	94607-4210	5812001
2293	SOUTHERN CAFE AT 2000 MACARTHUR LLC	2000 MACARTHUR BLVD	Oakland	CA	94602-2215	5812001
2294	SOUTHERN COMFORT KITCHEN	4559 INTERNATIONAL BLVD	Oakland	CA	94601-4506	5812001

**Attachment C.4.1 - City of Oakland**  
**List of All Industrial and Commercial Facilities**  
**Requiring Stormwater Inspections per MRP Provision C.4.b.ii.(2)(d)**

Number	Business Name	Business Address	City	State	Zip Code	SIC
2295	SOUTHIE	6311 COLLEGE AVE	Oakland	CA	94618-1331	5812001
2296	SOUZAS LIQUORS	396 12TH ST	Oakland	CA	94607-4249	5921001
2297	SOVANNIKA RESTAURANT	1604 INTERNATIONAL BLVD	Oakland	CA	94606-4502	5812001
2298	SOY	4130 REDWOOD RD	Oakland	CA	94619-2330	5812001
2299	SPACE BURGER	2150 TELEGRAPH AVE	Oakland	CA	94612-2314	5812001
2300	SPARKYS RESTURANT LLC	4120 REDWOOD RD	Oakland	CA	94619-2330	5812001
2301	SPASSO COFFEE HOUSE	6021 COLLEGE AVE	Oakland	CA	94618-1327	5812001
2302	SPECIALTY FOODS INC	535 8TH ST	Oakland	CA	94607-3903	5812001
2303	SPECIALTYS CAFE & BAKERY	155 GRAND AVE STE 110	Oakland	CA	94612-3793	5461001
2304	SPECIALTYS CAFE & BAKERY	555 12TH ST STE 101	Oakland	CA	94607-3601	5461001
2305	SPECTACULAR AUTO WORKS	1101 7TH AVE	Oakland	CA	94606-3636	7538001
2306	SPEED OIL CHANGE CENTER II	5225 SHATTUCK AVE # A	Oakland	CA	94609-1928	5531001
2307	SPEEDY TIRES AND AUTOCENTER	5132 INTERNATIONAL BLVD	Oakland	CA	94601-5218	5014001
2308	SPENCETTA'S KITCHEN CATERING SERVICES	3810 FOOTHILL BLVD	Oakland	CA	94601-4262	5812036
2309	SPETTRO RESTAURANT INC	3355 LAKESHORE AVE	Oakland	CA	94610-2305	5812001
2310	SPICE MONKEY	1628 WEBSTER ST	Oakland	CA	94612-3353	5812001
2311	SPICY TASTY VEGAN CUISINE	882 CLEVELAND ST APT 28	Oakland	CA	94606-1532	5812001
2312	SPINNING DOUGH	2935 MARKET ST	Oakland	CA	94608-4541	5812033
2313	SPLURGE CATERING & SPECIAL EVENTS	4700 LOWREY RD	Oakland	CA	94605-5728	5812001
2314	SPOTS MOBILE AUTO PARTS	2019 FOOTHILL BLVD APT A	Oakland	CA	94606-4621	5531001
2315	SPRAY MASTER INC	4233 MACARTHUR BLVD	Oakland	CA	94619-1907	7542001
2316	SPROUTS FARMERS MARKET	3035 BROADWAY	Oakland	CA	94611-5712	5411001
2317	SPUN SPIRAL FRIES	3545 KLAMATH ST	Oakland	CA	94602-4124	5812001
2318	SSAT Berth Fifty Five through Sixty Three	1919 Middle Harbor Rd	Oakland	CA	94607	4491
2319	Stage Left Wineworks	2102 Dennison Street	Oakland	CA	94606-5236	2084
2320	Standard Iron Metals Co	4525 San Leandro St	Oakland	CA	94601-4449	5093
2321	STANDARD PARTS LLC	928 E. 12TH ST	Oakland	CA	94606	5261001
2322	STAR LIQUOR	7940 INTERNATIONAL BLVD	Oakland	CA	94621-2616	5921001
2323	STAR MARINE ELECTRONICS INC	333 KENNEDY ST	Oakland	CA	94606-5319	5999001

**Attachment C.4.1 - City of Oakland**  
**List of All Industrial and Commercial Facilities**  
**Requiring Stormwater Inspections per MRP Provision C.4.b.ii.(2)(d)**

Number	Business Name	Business Address	City	State	Zip Code	SIC
2324	STAR PIZZA AND DELI	3109 TELEGRAPH AVE	Oakland	CA	94609-3217	5812001
2325	STARBUCKS	3013 BROADWAY	Oakland	CA	94611-5712	5812001
2326	STARBUCKS COFFEE # 5281	3351 LAKESHORE AVE	Oakland	CA	94610-2305	5812001
2327	STARBUCKS COFFEE #10942	2251 BROADWAY # D	Oakland	CA	94612-3016	5812001
2328	STARBUCKS COFFEE #11453	1211 EMBARCADERO	Oakland	CA	94606-5117	5812001
2329	STARBUCKS COFFEE #2994	801 BROADWAY	Oakland	CA	94607-4015	5812001
2330	STARBUCKS COFFEE #47057	222 BROADWAY STE 4	Oakland	CA	94607-3812	5812001
2331	STARBUCKS COFFEE #5710	4098 PIEDMONT AVE	Oakland	CA	94611-5221	5812001
2332	STARBUCKS COFFEE #5751	3060 E 9TH ST STE A	Oakland	CA	94601-2925	5812001
2333	STARBUCKS COFFEE #5780	2059 MOUNTAIN BLVD	Oakland	CA	94611-2815	5812001
2334	STARBUCKS COFFEE #625	1200 CLAY ST STE 58	Oakland	CA	94612-1424	5812001
2335	STARBUCKS COFFEE #9206	315 THOMAS L BERKLEY WAY # 39449	Oakland	CA	94612-3504	5812001
2336	STARBUCKS COFFEE #9861	185 98TH AVE	Oakland	CA	94603-1003	5812001
2337	STARBUCKS COFFEE NO. 8142	8400 EDGEWATER DR	Oakland	CA	94621-1468	5812001
2338	STARBUCKS CORPORATION #514	5132 BROADWAY	Oakland	CA	94611-4620	5812001
2339	STARFISH SEAFOOD & CATERING	7312 MACARTHUR BLVD	Oakland	CA	94605-2940	5812001
2340	STAR-LIGHTS DONUTS AND ICE CREAM	900 MARKET ST STE D	Oakland	CA	94607-3119	5812001
2341	STARLINE SOCIAL CLUB LLC	645 W GRAND AVE	Oakland	CA	94612-1620	5812001
2342	STARS AND STRIPES CAFE	1212 FRUITVALE AVE	Oakland	CA	94601-2926	5812001
2343	STARTER BAKERY	1552 BEACH ST STE R	Oakland	CA	94608-3528	2051001
2344	STARVING STUDENTS, INC	2850 POPLAR ST	Oakland	CA	94608-4424	4212001
2345	STATE SIDE	587 15TH ST	Oakland	CA	94612-1442	5812001
2346	STAUDER AUTOMOTIVE SERVICES	5930 COLLEGE AVE	Oakland	CA	94618-1326	7539001
2347	STAY GOLD DELI	2635 SAN PABLO AVE	Oakland	CA	94612-1123	5812001
2348	STEEL RAIL	439 WATER ST	Oakland	CA	94607-3740	5812001
2349	STEEP WATER LLC	5316 COLLEGE AVE	Oakland	CA	94618-1417	5812001
2350	STEVE MOBILE AUTO BODY	2650 62ND AVE	Oakland	CA	94605-1519	7549001
2351	STICKY RICE CAFE	2810 INTERNATIONAL BLVD	Oakland	CA	94601-1516	5812036
2352	STOMACH KONSULT	3404 CHAMPION ST	Oakland	CA	94602-2306	5812001

**Attachment C.4.1 - City of Oakland**  
**List of All Industrial and Commercial Facilities**  
**Requiring Stormwater Inspections per MRP Provision C.4.b.ii.(2)(d)**

Number	Business Name	Business Address	City	State	Zip Code	SIC
2353	STORK CLUB	2330 TELEGRAPH AVE	Oakland	CA	94612-2421	5812001
2354	STRAIGHT TO IT DELIVERIES	807 54TH ST	Oakland	CA	94608	4215001
2355	STUMASA	953 89TH AVE	Oakland	CA	94621-1207	2491001
2356	SUBROSA COFFEE 40TH	419 40TH ST	Oakland	CA	94609-2508	5812001
2357	SUBROSA COFFEE MLK	4008 MARTIN LUTHER KING JR WAY	Oakland	CA	94609-2318	5812036
2358	SUBWAY	1211 EMBARCADERO STE C	Oakland	CA	94606-5117	5812001
2359	SUBWAY	1410 7TH ST	Oakland	CA	94607-1931	5812001
2360	SUBWAY	1970 BROADWAY	Oakland	CA	94612-2234	5812001
2361	SUBWAY	3409 FRUITVALE AVE	Oakland	CA	94602-2317	5812001
2362	SUBWAY	8450 EDGEWATER DR C	Oakland	CA	94621-1484	5812001
2363	SUBWAY # 50316	290 E 18TH ST	Oakland	CA	94606-1729	5812001
2364	SUBWAY (NG GREWAL INC.)	4415 FOOTHILL BLVD	Oakland	CA	94601-4623	5812001
2365	SUBWAY (NGNS GREWAL INC)	6341 SHATTUCK AVE	Oakland	CA	94609-1238	5812001
2366	SUBWAY SANDWICHES & SALADS	3301 E 12TH ST STE 175	Oakland	CA	94601-2939	5812001
2367	SUBWAY SANDWICHES & SALADS #6992	3205 LAKESHORE AVE	Oakland	CA	94610-2719	5812001
2368	SUBWAY SANDWICHES AND SALADS	175 98TH AVE	Oakland	CA	94603-1003	5812001
2369	SUBWAY SANDWICHES SALAD	4300 MACARTHUR BLVD	Oakland	CA	94619-2702	5812001
2370	SUGARSWEET COOKIES & CAKE STUDIO	5855 MACARTHUR BLVD	Oakland	CA	94605-1159	5461001
2371	SUKHO THAI	5498 COLLEGE AVE	Oakland	CA	94618-1552	5812001
2372	SUM YEE PASTRY	918 WEBSTER ST	Oakland	CA	94607-4222	5461001
2373	SUMMIT CAFE	411 30TH ST	Oakland	CA	94609-3310	5812001
2374	SUN BEAM MARKET	1400 ADELIN ST	Oakland	CA	94607-2810	5411001
2375	SUN HING MEAT MARKET	386 8TH ST	Oakland	CA	94607-4241	5421001
2376	SUN HOP FAT #1	501 E 12TH ST	Oakland	CA	94606-2906	5411001
2377	SUN SANG SUPERMARKET INC	751 INTERNATIONAL BLVD	Oakland	CA	94606-2901	5411001
2378	SUN SING PASTRY	382 8TH ST	Oakland	CA	94607-4241	5461001
2379	SUN TIN SUNG SUPER MARKET LLC	702 WEBSTER ST	Oakland	CA	94607-4228	5411001
2380	SUN TIN SUNG SUPER MARKET LLC	310 7TH ST	Oakland	CA	94607-4112	5411001
2381	SUNNY CAR EAGLE	3901 INTERNATIONAL BLVD	Oakland	CA	94601-4011	7539001

**Attachment C.4.1 - City of Oakland**  
**List of All Industrial and Commercial Facilities**  
**Requiring Stormwater Inspections per MRP Provision C.4.b.ii.(2)(d)**

Number	Business Name	Business Address	City	State	Zip Code	SIC
2382	SUNNYSIDE CATERING & BISCUITS	578 14TH ST	Oakland	CA	94612-1443	5812001
2383	SUNRISE MARKET	1880 22ND AVE	Oakland	CA	94606-4750	5411001
2384	SUNSHINE'S SOUL FOOD	5401 COLISEUM WAY	Oakland	CA	94601-5021	5812036
2385	SUPER DISCOUNT	3229 FOOTHILL BLVD	Oakland	CA	94601-3112	5411001
2386	SUPER JUICED LLC	540 9TH ST	Oakland	CA	94607-3938	5812001
2387	SUPER LINK PLASTIC INC	888 92ND AVE	Oakland	CA	94603-1216	5093001
2388	SUPER MERCADO MI PUEBLO	2838 INTERNATIONAL BLVD	Oakland	CA	94601-1516	5411001
2389	SUPER QUE LLC	126 BROADWAY	Oakland	CA	94607-3716	5812001
2390	SUPER SMOG TEST ONLY	2801 SAN PABLO AVE STE E	Oakland	CA	94608-4560	7549001
2391	SUPER STAR HOT DOG	300 OAK ST	Oakland	CA	94607	5812001
2392	SUPERIOR AUTO AND INTERLOCK	1118 E 12TH ST	Oakland	CA	94606-4323	7538001
2393	SUPERIOR MOBILE & PARTS	921 106TH AVE	Oakland	CA	94603-3751	7542001
2394	SUPERMERCADO MI TIERRA III	9520 INTERNATIONAL BLVD	Oakland	CA	94603-1446	5411001
2395	SUPERMERCADO MI TIERRA LLC	2758 FRUITVALE AVE	Oakland	CA	94601-2005	5411001
2396	SUPERMERCADO MI TIERRA, LLC	1470 HIGH ST	Oakland	CA	94601-4534	5411001
2397	SUPERMERCADO MI TIERRA, LLC	9509 INTERNATIONAL BLVD	Oakland	CA	94603-1445	5411001
2398	SUPREMA MEATS	955 57TH ST # B	Oakland	CA	94608-2843	5411001
2399	SUPREME AUTO	1118 E 12TH ST # B	Oakland	CA	94606-4323	7549001
2400	SUPREME BEAN	300 LAKESIDE DR	Oakland	CA	94612-3534	5812001
2401	SUSHI GO GO	3535 PIERSON ST	Oakland	CA	94619-3427	5812001
2402	SUSHI PARK JAPANESE RESTAURANT	4209 PARK BLVD	Oakland	CA	94602-1311	5812001
2403	SUSHI VILLA	367 17TH ST	Oakland	CA	94612-3336	5812001
2404	SUSHIYA	4015 BROADWAY	Oakland	CA	94611-5617	5812001
2405	SUYA AFRICAN CARIBBEAN GRILL	1312 BROADWAY	Oakland	CA	94612-2501	5812001
2406	SUYA AFRICAN CARIBBEAN GRILL	408 22ND ST	Oakland	CA	94612-3008	5812001
2407	SVC Manufacturing	5625 International Blvd	Oakland	CA	94621-4403	2086
2408	SWANKY CATERING AND EVENTS	2300 23RD AVE	Oakland	CA	94606-4244	5812001
2409	SWEET CITRUS	2145 BROADWAY	Oakland	CA	94612-2309	5812001
2410	SWEET CONDESA	478 25TH ST	Oakland	CA	94612-2409	5812001

**Attachment C.4.1 - City of Oakland**  
**List of All Industrial and Commercial Facilities**  
**Requiring Stormwater Inspections per MRP Provision C.4.b.ii.(2)(d)**

Number	Business Name	Business Address	City	State	Zip Code	SIC
2411	SWEETHEART CAFE & TEA	315 9TH ST	Oakland	CA	94607-4211	5812001
2412	SYBILS LIQUOR	501 E 18TH ST	Oakland	CA	94606-2413	5921001
2413	T & K CAFE	337 8TH ST	Oakland	CA	94607-4209	5812001
2414	T & K MARKET	1500 23RD AVE	Oakland	CA	94606-5035	5411001
2415	T & L MEAT MARKET	2701 SAN PABLO AVE	Oakland	CA	94612-1125	5411001
2416	T & T AUTO REPAIRS, INC	330 WEBSTER ST	Oakland	CA	94607-4122	7539001
2417	T C LIVEFISH	1751 E 20TH ST	Oakland	CA	94606-4033	5421001
2418	T.P. TRANSMISSION	1414 70TH AVE	Oakland	CA	94621-3402	7537001
2419	T1 BUMPER REPAIR	3720 FOOTHILL BLVD	Oakland	CA	94601-3630	7532001
2420	TACO OAXACO	2115 104TH AVE	Oakland	CA	94603-3337	5812001
2421	TACO TIJUANA 4 PAREDES	1212 37TH AVE	Oakland	CA	94601-3438	5812001
2422	TACOS & TAMALES LA OAXAQUENA	2608 MARKET ST	Oakland	CA	94607-3440	5812001
2423	TACOS ACAPULCO	4559 INTERNATIONAL BLVD	Oakland	CA	94601-4506	5812001
2424	TACOS ALONZO	2710 FOOTHILL BLVD	Oakland	CA	94601-1759	5499001
2425	TACOS DAVID	900 FALLON ST	Oakland	CA	94607-4893	5812001
2426	TACOS EL DRAGON	8001 INTERNATIONAL BLVD	Oakland	CA	94621-2478	5812001
2427	TACOS EL GORDO OAKLAND INC	4201 INTERNATIONAL BLVD	Oakland	CA	94601-4537	5812001
2428	TACOS EL GRANDE	4559 INTERNATIONAL BLVD	Oakland	CA	94601-4506	5812001
2429	TACOS EL GRULLO	2610 INTERNATIONAL BLVD	Oakland	CA	94601-1512	5812001
2430	TACOS EL GUERO	4559 INTERNATIONAL BLVD	Oakland	CA	94601-4506	5812001
2431	TACOS EL MUELLE	900 FALLON ST	Oakland	CA	94607-4893	5812001
2432	TACOS EL NOVILLO	1001 FRUITVALE AVE	Oakland	CA	94601-2956	5812001
2433	TACOS EL PELON	1600 102ND AVE	Oakland	CA	94603-3226	5812001
2434	TACOS EL ULTIMO BAILE	722 30TH ST	Oakland	CA	94609-2921	5812001
2435	TACOS GUADALAJARA	4400 INTERNATIONAL BLVD	Oakland	CA	94601-4511	5812001
2436	TACOS LA COSTENA	5800 BANCROFT AVE	Oakland	CA	94605-1371	5499001
2437	TACOS LA PERLA #2	9219 INTERNATIONAL BLVD	Oakland	CA	94603-1401	5812001
2438	TACOS LAS RANCHERITAS	6161 COLISEUM WAY	Oakland	CA	94621-4096	5499001
2439	TACOS LOS AMIGOS #2	5409 INTERNATIONAL BLVD	Oakland	CA	94601-5703	5812001

**Attachment C.4.1 - City of Oakland**  
**List of All Industrial and Commercial Facilities**  
**Requiring Stormwater Inspections per MRP Provision C.4.b.ii.(2)(d)**

Number	Business Name	Business Address	City	State	Zip Code	SIC
2440	TACOS LOS CUATES	9117 BURR ST	Oakland	CA	94605-4309	5812001
2441	TACOS LOS MICHOACANOS	1242 35TH AVE	Oakland	CA	94601-3411	5812001
2442	TACOS LUPITA	4559 INTERNATIONAL BLVD	Oakland	CA	94601-4506	5812001
2443	TACOS MARICELA	4559 INTERNATIONAL BLVD	Oakland	CA	94601-4506	5812001
2444	TACOS MI RANCHO	1434 1ST AVE	Oakland	CA	94606-1616	5812001
2445	TACOS OSCAR	420 40TH ST 6	Oakland	CA	94609-2688	5812001
2446	TAILORED AUTO DETAILING	156 LOUVAINE AVE	Oakland	CA	94603	7542001
2447	TAIWAN BENTO	412 22ND ST	Oakland	CA	94612-3008	5812001
2448	TAIZ MARKET	874 85TH AVE	Oakland	CA	94621-1250	5411001
2449	TAKARA SUSHI	5897 COLLEGE AVE	Oakland	CA	94618-1602	5812001
2450	TAKE IT EASY	351 17TH ST	Oakland	CA	94612-3336	5812001
2451	TAMALERIA AZTECA	5751 MARKET ST	Oakland	CA	94608-2835	5812001
2452	TAMALES ACAPULCO #1	4559 INTERNATIONAL BLVD	Oakland	CA	94601-4506	5812001
2453	TAMALES ALEXANDER	3231 GALINDO ST	Oakland	CA	94601-2507	5812001
2454	TAMALES CRISTINA	5324 FOOTHILL BLVD	Oakland	CA	94601-5514	5812001
2455	TAMALES EL CHALATECO	5324 FOOTHILL BLVD	Oakland	CA	94601-5514	5812001
2456	TAMALES EL PORTAL	4559 INTERNATIONAL BLVD	Oakland	CA	94601-4506	5812001
2457	TAMALES EMELYN	1479 55TH AVE	Oakland	CA	94621-4430	5812001
2458	TAMALES EMELYN #2	4509 FOOTHILL BLVD	Oakland	CA	94601-4633	5812001
2459	TAMALES GENESIS	5320 FOOTHILL BLVD	Oakland	CA	94601-5545	5812001
2460	TAMALES JACQUELINE	8820 D ST	Oakland	CA	94621-1134	5812001
2461	TAMALES JOVANNI	5324 FOOTHILL BLVD	Oakland	CA	94601-5514	5812001
2462	TAMALES LANDER	3851 INTERNATIONAL BLVD	Oakland	CA	94601-4009	5812001
2463	TAMALES LORENA	5324 FOOTHILL BLVD	Oakland	CA	94601-5514	5812001
2464	TAMALES MI LUPITA #2	3340 FOOTHILL BLVD	Oakland	CA	94601-3115	5812001
2465	TAMALES OAXAQUENOS	4559 INTERNATIONAL BLVD	Oakland	CA	94601-4506	5812001
2466	TAMALES SALVADORENOS	5324 FOOTHILL BLVD	Oakland	CA	94601-5514	5812001
2467	TAMALES Y FRUTA SELENE	3340 FOOTHILL BLVD	Oakland	CA	94601-3115	5812001
2468	TAMARINDO ANTOJERIA MEXICANA	468 8TH ST	Oakland	CA	94607-3935	5812001



**Attachment C.4.1 - City of Oakland**  
**List of All Industrial and Commercial Facilities**  
**Requiring Stormwater Inspections per MRP Provision C.4.b.ii.(2)(d)**

Number	Business Name	Business Address	City	State	Zip Code	SIC
2469	TAMS AUTO BODY REPAIR	2300 MARKET ST STE B	Oakland	CA	94607-3460	7532001
2470	TANIS CLAITIERS WRONG ERA CUSTOMS	8410 AMELIA ST	Oakland	CA	94621-1836	3312001
2471	TANIS CLOUTIER'S WRONG ERA CUSTOMS	1000 40TH AVE	Oakland	CA	94601-4033	3312001
2472	TANTES LLC	2927 GALINDO ST	Oakland	CA	94601-2503	5812001
2473	TAO YUEN, PASTRY	816 FRANKLIN ST	Oakland	CA	94607-4202	5461001
2474	TAQUERIA BARRAJATIS	4559 INTERNATIONAL BLVD	Oakland	CA	94601-4506	5812001
2475	TAQUERIA DURANGO	3601 FOOTHILL BLVD	Oakland	CA	94601-3627	5812001
2476	TAQUERIA EL CRUZERO	1309 MACARTHUR BLVD	Oakland	CA	94602-1035	5812001
2477	TAQUERIA EL FAROLITO #4	3646 INTERNATIONAL BLVD	Oakland	CA	94601-3524	5812001
2478	TAQUERIA EL GRULLO	2630 FOOTHILL BLVD	Oakland	CA	94601-1716	5812001
2479	TAQUERIA LA CASITA	3659 FOOTHILL BLVD	Oakland	CA	94601-3635	5812001
2480	TAQUERIA LA GLORIA	2301 E 27TH ST	Oakland	CA	94601-1301	5499001
2481	TAQUERIA LA MEJOR	3411 HIGH ST	Oakland	CA	94619-1819	5812001
2482	TAQUERIA LA PALMA	8217 INTERNATIONAL BLVD	Oakland	CA	94621-2233	5812001
2483	TAQUERIA LA PERLA	9820 LYNDBURST ST	Oakland	CA	94603-2138	5812001
2484	TAQUERIA LAS COMADRES	2081 MOUNTAIN BLVD	Oakland	CA	94611-2815	5812001
2485	TAQUERIA REYNOSO	3329 FOOTHILL BLVD	Oakland	CA	94601-3114	5812001
2486	TAQUERIA SAN JOSE, INC	3433 INTERNATIONAL BLVD	Oakland	CA	94601-3035	5812001
2487	TAQUERIA SINALOA	2138 INTERNATIONAL BLVD	Oakland	CA	94606-4904	5812001
2488	TARGET STORE T2767	1555 40TH ST	Oakland	CA	94608-3515	5812001
2489	TASTEE STEAM KITCHEN	329 11TH ST	Oakland	CA	94607-4215	5812001
2490	TASTY PHO	200 INTERNATIONAL BLVD	Oakland	CA	94606-2236	5812001
2491	TASTY PLEASURES	6638 BANCROFT AVE	Oakland	CA	94605-2007	5812001
2492	TASTY SZECHUAN RESTAURANT	2811 HAVENSCOURT BLVD	Oakland	CA	94605-2022	5812001
2493	TAYLORS SAUSAGE	907 WASHINGTON ST STE A	Oakland	CA	94607-4128	5421001
2494	TAZA MARKET	2207 MACARTHUR BLVD	Oakland	CA	94602-2330	5411001
2495	TELEGRAPH QUALITY MARKET	2429 TELEGRAPH AVE	Oakland	CA	94612-2404	5411001
2496	TEMESCAL AUTO CENTER	426 40TH ST	Oakland	CA	94609-2522	7539001
2497	TEMESCAL PRODUCE MARKET	5121 TELEGRAPH AVE	Oakland	CA	94609-1925	5148001

**Attachment C.4.1 - City of Oakland**  
**List of All Industrial and Commercial Facilities**  
**Requiring Stormwater Inspections per MRP Provision C.4.b.ii.(2)(d)**

Number	Business Name	Business Address	City	State	Zip Code	SIC
2498	TEN WIN INC	6111 LA SALLE AVE	Oakland	CA	94611-2801	5812001
2499	TENI EAST KITCHEN	4015 BROADWAY	Oakland	CA	94611-5617	5812001
2500	TERTULIA COFFEE LLC	1951 TELEGRAPH AVE	Oakland	CA	94612-2208	5812001
2501	TEST ONLY SMOG STATION	3811 SAN LEANDRO ST	Oakland	CA	94601-4037	7549001
2502	TEST ONLY SMOG STATION	5200 TELEGRAPH AVE	Oakland	CA	94609-1918	7549001
2503	TF&O / TUTTI FRUTTI OAKLAND	4214 PIEDMONT AVE	Oakland	CA	94611-4714	5812001
2504	TFS - TRUCKING	2226 MYRTLE ST	Oakland	CA	94607-3431	4212001
2505	THAI KEE CO LLC	2121 E 12TH ST	Oakland	CA	94606-4927	514905
2506	THANH KY CAFE INC	659 E 12TH ST	Oakland	CA	94606-2908	5812001
2507	THE ALLEY	3325 GRAND AVE	Oakland	CA	94610-2738	5812001
2508	THE BACKYARD	102 OAK ST	Oakland	CA	94607-4510	5812001
2509	THE BENTO HOUSE	801 WASHINGTON ST	Oakland	CA	94607-4029	5812001
2510	THE BENZ SHOP	379 26TH ST	Oakland	CA	94612-2410	7539001
2511	THE BEST DIM SUM AND PASTRY RESTAURANT	723 E 12TH ST	Oakland	CA	94606-3624	5812001
2512	THE BIG APPLE	1000 BROADWAY STE 160	Oakland	CA	94607-4090	5812001
2513	THE BLACKBERRY BISTRO	4240 PARK BLVD	Oakland	CA	94602-1312	5812036
2514	THE BRICK PIGS HOUSE (BASB)	5973 SHATTUCK AVE	Oakland	CA	94609-1434	5812001
2515	THE BROWN SUGAR KITCHEN	2534 MANDELA PKWY	Oakland	CA	94607-1727	5812001
2516	THE BURRITO TRUCK	6211 SAN PABLO AVE	Oakland	CA	94608-2227	5812001
2517	THE CHANGS INTERNATIONAL	2505 POPLAR ST	Oakland	CA	94607-2413	5093001
2518	THE COFFEE MILL	3363 GRAND AVE	Oakland	CA	94610-2738	5812001
2519	THE COOK AND HER FARMER	907 WASHINGTON ST	Oakland	CA	94607-4097	5812001
2520	THE CRO CAFE INC	470 49TH ST # A	Oakland	CA	94609-2179	5812001
2521	THE FAT LADY	201 WASHINGTON ST	Oakland	CA	94607-3808	5812001
2522	THE FISH HOUSE CAFE	3112 MARKET ST	Oakland	CA	94608-4334	5812001
2523	THE FOOD GAME	372 24TH ST	Oakland	CA	94612-3125	5812009
2524	THE FOOD MILL INC	3033 MACARTHUR BLVD	Oakland	CA	94602-3299	5812001
2525	THE GASTROPIG	2123 FRANKLIN ST	Oakland	CA	94612-3003	5812001

**Attachment C.4.1 - City of Oakland**  
**List of All Industrial and Commercial Facilities**  
**Requiring Stormwater Inspections per MRP Provision C.4.b.ii.(2)(d)**

Number	Business Name	Business Address	City	State	Zip Code	SIC
2526	THE GOLDEN SQUIRREL (OHMAYA LLC)	5940 COLLEGE AVE STE J	Oakland	CA	94618-1385	5812001
2527	THE GRADUATE	6202 CLAREMONT AVE	Oakland	CA	94618-1324	5812001
2528	THE GRAND TAVERN	3601 GRAND AVE	Oakland	CA	94610-2776	5812036
2529	THE GROANING BOARD	100 STRATHMOOR DR	Oakland	CA	94705	5812001
2530	THE H N FARM	1327 E 15TH ST	Oakland	CA	94606-4305	5421001
2531	THE HABIT BURGER GRILL	5108 BROADWAY STE K105	Oakland	CA	94611-4620	5812001
2532	THE HEALTHY BAKING COMPANY LLC	1205 STANFORD AVE	Oakland	CA	94608-2621	2052001
2533	THE HEIRLOOM CHEF LLC	6149 SHATTUCK AVE	Oakland	CA	94609-1234	5812001
2534	THE HERTZ CORPORATION (727318)	1001 BROADWAY	Oakland	CA	94607-4019	7514001
2535	THE HERTZ CORPORATION (735202)	2400 WEBSTER ST	Oakland	CA	94612-3118	7514001
2536	THE HIDEAWAY BURGER AND BAR	5634 COLLEGE AVE	Oakland	CA	94618-1541	5812036
2537	THE HIP HOP KITCHEN INC	3606 GRAND AVE	Oakland	CA	94610-2008	5812001
2538	THE HOGS APOTHECARY	375 40TH ST	Oakland	CA	94609-2608	5812001
2539	THE JOURNEY CATERING 7 BBQ	3228 PRENTISS ST	Oakland	CA	94601-2615	5812001
2540	THE KEBABERY	4201 MARKET ST	Oakland	CA	94608-3731	5812001
2541	THE KON TIKI	347 14TH ST	Oakland	CA	94612-3906	5812001
2542	THE LAMONT PAYTON GROUP	4535 REDDING ST	Oakland	CA	94619-2632	5812001
2543	THE LAYOVER	1517 FRANKLIN ST	Oakland	CA	94612-2803	5812001
2544	THE LEANING TOWER OF PIZZA	498 WESLEY AVE	Oakland	CA	94606-1129	5812001
2545	THE LIBERTINE	3332 GRAND AVE	Oakland	CA	94610-2737	5812001
2546	THE LODGE ON PIEDMONT INC	3758 PIEDMONT AVE	Oakland	CA	94611-5348	5812001
2547	THE LUMPIA COMPANY	372 24TH ST	Oakland	CA	94612-3125	5812001
2548	THE LUNCH BOX	1720 FRANKLIN ST	Oakland	CA	94612-3408	5812001
2549	THE MIRANDA	1739 BROADWAY	Oakland	CA	94612-2105	5812001
2550	THE MIXING BOWL	4920 TELEGRAPH AVE	Oakland	CA	94609-2099	5812001
2551	THE MUSCLE CAR HUB LLC	623 85TH AVE	Oakland	CA	94621-1254	7549001
2552	THE NEW MARKET	7475 BANCROFT AVE	Oakland	CA	94605-2760	5411001
2553	THE OCTOPUS LITERARY SALON	2101 WEBSTER ST STE 170	Oakland	CA	94612-3054	5812001
2554	THE ORGANIC COUP INC	1300 CLAY ST	Oakland	CA	94612-1425	5812036

**Attachment C.4.1 - City of Oakland**  
**List of All Industrial and Commercial Facilities**  
**Requiring Stormwater Inspections per MRP Provision C.4.b.ii.(2)(d)**

Number	Business Name	Business Address	City	State	Zip Code	SIC
2555	THE ORIGINAL PIZZA HEAVEN, INC.	500 12TH ST STE 131	Oakland	CA	94607-4066	5812001
2556	THE PACIFIC SALSA COMPANY	3800 WATTLING ST	Oakland	CA	94601-4043	5812001
2557	THE PANTRY	222 MADISON ST	Oakland	CA	94607-4520	5812001
2558	THE PIE SHOP LLC	372 24TH ST	Oakland	CA	94612-3125	5812001
2559	THE POSH BAGEL	4037 PIEDMONT AVE	Oakland	CA	94611-5208	5812001
2560	THE PUNCHDOWN	1737 BROADWAY	Oakland	CA	94612-2105	5812001
2561	THE RIGHT SPOT AUTO DOC	740 DOUGLAS AVE	Oakland	CA	94603	7539001
2562	THE ROTISSERIE / DELI	361 19TH ST	Oakland	CA	94612-3424	5812001
2563	THE ROTISSERIE DELI	200 FRANK H OGAWA PLZ	Oakland	CA	94612-2005	5812001
2564	THE STAR ON GRAND	3425 GRAND AVE	Oakland	CA	94610-2013	5812001
2565	THE SWEET BOOTH	388 9TH ST STE 155	Oakland	CA	94607-4290	5812001
2566	THE TATERY	4900 SHATTUCK AVE # 22655	Oakland	CA	94609-7039	5812001
2567	THE VEGETARIAN GOURMET	344 20TH ST	Oakland	CA	94612	7389001
2568	THE WELL CAFE LLC	5443 TELEGRAPH AVE	Oakland	CA	94609-1921	5812036
2569	THE WHOLE CAKE	4629 MARTIN LUTHER KING JR WAY	Oakland	CA	94609-1821	5812001
2570	THE WOLF	3853 PIEDMONT AVE	Oakland	CA	94611-5378	5812001
2571	THE YES BAR COMPANY INC	272 24TH ST	Oakland	CA	94612	5812001
2572	THEO CATERING	434 58TH ST	Oakland	CA	94609-1502	5812001
2573	THORNHILL COFFEE HOUSE	5772 THORNHILL DR	Oakland	CA	94611-2145	5812001
2574	THORNHILL NURSERY INC	6250 THORNHILL DR	Oakland	CA	94611-2024	5261001
2575	THREE AMIGOS MARKET	1554 13TH AVE	Oakland	CA	94606-4329	5411001
2576	THU ANH NGUYEN DESSERTS LLC	839 INTERNATIONAL BLVD STE E	Oakland	CA	94606-3661	5812001
2577	TIA MARIA	1221 BROADWAY STE 45	Oakland	CA	94612-1837	5812001
2578	TIANJIN DUMPLINGS	989 FRANKLIN ST STE B	Oakland	CA	94607-4467	5812001
2579	TIDEWATER TIRE & AUTO CENTER	4626 MALAT ST	Oakland	CA	94601-4904	5531001
2580	Tidewater Yard	4500 Tidewater Ave	Oakland	CA	94601-3918	2951
2581	TIE FOOD	5907 FOOTHILL BLVD	Oakland	CA	94605-1522	5812001
2582	TIEN DONUTS & SUBS	1460 7TH ST STE B	Oakland	CA	94607-1983	5812001
2583	TIGER MARKET	4701 FOOTHILL BLVD	Oakland	CA	94601-5349	5411001

**Attachment C.4.1 - City of Oakland**  
**List of All Industrial and Commercial Facilities**  
**Requiring Stormwater Inspections per MRP Provision C.4.b.ii.(2)(d)**

Number	Business Name	Business Address	City	State	Zip Code	SIC
2584	TIGHE TRANSPORTATION & WLSLE	2230 WILLOW ST	Oakland	CA	94607-1709	4214
2585	TIGISTS GUADA	80 FAIRMOUNT AVE # 80	Oakland	CA	94611-5948	5812001
2586	TIJUANA RESTAURANT	1308 INTERNATIONAL BLVD	Oakland	CA	94606-4304	5812001
2587	TIM AUTO REPAIR & BODY SHOP	1230 5TH AVE	Oakland	CA	94606-2308	7539001
2588	TINA TAMALE	4646 FAIR AVE	Oakland	CA	94619-2928	5812001
2589	TIRE AND TIRE INC.	1750 E 12TH ST	Oakland	CA	94606-4514	5014001
2590	TIRE SALES AND SERVICE/WHEELS EXPERT	891 W MACARTHUR BLVD	Oakland	CA	94608-3924	5015001
2591	TIRES & SERVICE	3640 E 9TH ST B	Oakland	CA	94601-3458	5014001
2592	TIRES FOR LESS	8412 INTERNATIONAL BLVD	Oakland	CA	94621-1804	5014001
2593	TLH SUPERMARKET	1199 E 12TH ST	Oakland	CA	94606-4322	5411001
2594	TM MOBILE DETAIL AND PARTS	5455 MACARTHUR BLVD	Oakland	CA	94619-3446	7542001
2595	TMS AUTOMOTIVE	1125 9TH AVE	Oakland	CA	94606-3705	7538001
2596	TOAST	5900 COLLEGE AVE	Oakland	CA	94618-1326	5812001
2597	TOGIS MONGOLIAN CUISINE	352 14TH ST	Oakland	CA	94612-3211	5812001
2598	TOLINS LIQUOR	7101 INTERNATIONAL BLVD	Oakland	CA	94621-3205	5921001
2599	TOM AUTO	6714 INTERNATIONAL BLVD	Oakland	CA	94621-3502	7539001
2600	TONY STAR GAS & FOOD (MARKET)	3609 INTERNATIONAL BLVD	Oakland	CA	94601-3523	5541001
2601	TONY'S MARKET	2036 MARKET ST	Oakland	CA	94607-3336	5411001
2602	TONYS MARKET PLACE	7980 MOUNTAIN BLVD	Oakland	CA	94605-3708	5411001
2603	TONY'S TIRE AND BRAKES	8412 INTERNATIONAL BLVD	Oakland	CA	94621-1804	5014001
2604	TOP FISH	10151 FOOTHILL BLVD	Oakland	CA	94605-5103	5812001
2605	TOPETES AUTO REPAIR	7520 INTERNATIONAL BLVD # D	Oakland	CA	94621-2844	7539001
2606	TORCHIOS AUTO REPAIR INC	2344 WEBSTER ST	Oakland	CA	94612-3116	7539001
2607	TORPEDO SUSHI	25 GRAND AVE	Oakland	CA	94612-3727	5812001
2608	TORTAS AHOGADAS MI BARRIO	4749 INTERNATIONAL BLVD	Oakland	CA	94601-5209	5812001
2609	TOUCH OF ELEANCE MOBLIE DETAILING	2433 64TH AVE	Oakland	CA	94605-1944	7542001
2610	TOWER HOT DOG	1600 W GRAND AVE	Oakland	CA	94607-1607	5812001
2611	TQS GAS & REPAIR	5425 MARTIN LUTHER KING JR WAY	Oakland	CA	94609-1613	5541001
2612	TRADER JOES #203	3250 LAKESHORE AVE	Oakland	CA	94610-2720	5411001

**Attachment C.4.1 - City of Oakland**  
**List of All Industrial and Commercial Facilities**  
**Requiring Stormwater Inspections per MRP Provision C.4.b.ii.(2)(d)**

Number	Business Name	Business Address	City	State	Zip Code	SIC
2613	TRADER JOES #231	5727 COLLEGE AVE	Oakland	CA	94618-1628	5411001
2614	Trans Pac Container Berth 30	2800 7th St	Oakland	CA	94607-1046	4412
2615	TRANSON INVESTMENT GROUP INC	261 10TH ST STE A	Oakland	CA	94607-4412	5812001
2616	TRANSON INVESTMENT GROUP INC DBA NOODLE BOWL	188 10TH ST	Oakland	CA	94607-4839	5812001
2617	TRANSTAR AUTO BODY SHOP	940 E 12TH ST	Oakland	CA	94606-3724	7532001
2618	TRIBU CAFE	6501 SAN PABLO AVE UNIT 1	Oakland	CA	94608-1378	5812001
2619	TRIBUNE TAVERN	401 13TH ST	Oakland	CA	94612-2601	5812001
2620	TRINA'S FISH FRY LLC	2818 MACARTHUR BLVD	Oakland	CA	94602-3230	5812036
2621	TRISLER 291, INC.	7272 INTERNATIONAL BLVD	Oakland	CA	94621-2802	5812001
2622	TROUBLE COFFEE COMPANY	1545 WILLOW ST # 101	Oakland	CA	94607-1525	5812001
2623	TRUE FOOD LIVING	3959 PARK BLVD	Oakland	CA	94602-1115	5812036
2624	TRUEBURGER	4101 BROADWAY	Oakland	CA	94611-5111	5812001
2625	TRUEBURGER LLC	146 GRAND AVE	Oakland	CA	94612-3723	5812001
2626	TRUST AUTO BODY & PAINT	2000 16TH AVE	Oakland	CA	94606-4016	5812001
2627	TU TAI 3 VIETNAMESE RESTAURANT	2141 MACARTHUR BLVD	Oakland	CA	94602-2228	5812001
2628	TUANS AUTO REPAIR	4825 FOOTHILL BLVD	Oakland	CA	94601-5351	7539001
2629	TUG'S TUNE-UP & BRAKES	1204 49TH AVE	Oakland	CA	94601-5122	7538001
2630	TURBO AUTO BODY, INC.	1722 INTERNATIONAL BLVD	Oakland	CA	94606-4504	7532001
2631	TURBO TIRES	1745 INTERNATIONAL BLVD	Oakland	CA	94606-4503	5531001
2632	TWM INDUSTRIES, LP	10770 MACARTHUR BLVD	Oakland	CA	94605-5253	5812036
2633	TWO CHICKS IN THE MIX	372 24TH ST	Oakland	CA	94612-3125	5149001
2634	TWO MAMMAS AN A PAPAS VEGAN KITCHEN	3700 E 12TH ST 1D	Oakland	CA	94601-4062	5812036
2635	TWO STAR MARKET	2020 MACARTHUR BLVD	Oakland	CA	94602-2215	5411001
2636	U & I LIQUORS # 2	2710 FOOTHILL BLVD	Oakland	CA	94601-1759	5921001
2637	U & J AUTO REPAIR	7520 INTERNATIONAL BLVD # A	Oakland	CA	94621-2844	7539001
2638	U AND I LIQUOR 1	4875 TELEGRAPH AVE	Oakland	CA	94609-2009	5921001
2639	U S FREIGHT SYSTEMS	1819 10TH ST	Oakland	CA	94607-1451	4212001

**Attachment C.4.1 - City of Oakland**  
**List of All Industrial and Commercial Facilities**  
**Requiring Stormwater Inspections per MRP Provision C.4.b.ii.(2)(d)**

Number	Business Name	Business Address	City	State	Zip Code	SIC
2640	U S WHOLESALE PIPE & TUBE INC	1050 77TH AVE	Oakland	CA	94621-2528	5051001
2641	UAG ENTERPRISES LLC	1541 E 12TH ST	Oakland	CA	94606-4414	5812001
2642	UC DESSERT	388 9TH ST STE 159	Oakland	CA	94607-4290	5812001
2643	UCTS INC	507 8TH ST	Oakland	CA	94607-3903	5411001
2644	UHURU FOODS & PIES	7911 MACARTHUR BLVD	Oakland	CA	94605-3361	5812001
2645	ULTIMATE GROUND CAFE AND TEA	4225 PARK BLVD	Oakland	CA	94602-1311	5812001
2646	UMAMI BURGER	2100 FRANKLIN ST	Oakland	CA	94612-3096	5812001
2647	UNCLE ROSS MARKET	1102 71ST AVE	Oakland	CA	94621-3220	5411001
2648	UNCLE WILLIES ORIGINAL BBQ AND FISH	614 14TH ST	Oakland	CA	94612-1219	5812001
2649	Union Pacific Railroad West Oakland	1504 Middle Harbor Rd	Oakland	CA	94607	4011
2650	UNITED CARPET CONSTRUCTION SUPPLY, INC.	1226 13TH AVE	Oakland	CA	94606-4302	5211001
2651	UNITED MESSENGER COMPANY	6933 SHEPHERD CANYON RD	Oakland	CA	94611-1538	4215001
2652	UNITED PACIFIC # 5192	6125 TELEGRAPH AVE	Oakland	CA	94609-1324	5541001
2653	UNITED PALETERIA Y NEVERIA	4768 INTERNATIONAL BLVD	Oakland	CA	94601-5210	5812001
2654	UNITED RENTALS (NORTH AMERICA) INC	700 98TH AVE	Oakland	CA	94603-2216	7359001
2655	UNIVERSAL ORNAMENTAL IRON WORKS	954 86TH AVE	Oakland	CA	94621-1642	3411001
2656	UNIVERSAL WASTE MANAGEMENT INC	721 37TH AVE	Oakland	CA	94601-3319	495302
2657	UPS Oakland Hub CAOAK	8400 Pardee Dr	Oakland	CA	94621-1412	4215
2658	UPTOWN BODY & FENDER	2118 BRUSH ST	Oakland	CA	94612-1057	7532001
2659	UPTOWN BODY & FENDER	401 26TH ST	Oakland	CA	94612-2410	7532001
2660	UPTOWN BODY & FENDER	456 25TH ST	Oakland	CA	94612-2409	7532001
2661	UPTOWN CAFE & CREPES	410 21ST ST	Oakland	CA	94612-2916	5812001
2662	UPTOWN KITCHEN LLC	2145 BROADWAY	Oakland	CA	94612-2309	5812001
2663	UPTOWN MARKET AND LIQUOR STORE	5635 SHATTUCK AVE	Oakland	CA	94609-1638	5411001
2664	URIAS JR. AUTO SHOP	8332 INTERNATIONAL BLVD	Oakland	CA	94621-1876	7538001
2665	URTH SUPERSNACKS	5111 TELEGRAPH AVE 123	Oakland	CA	94609-1925	5149001
2666	US PRIME PRODUCE LLC	331 FRANKLIN ST	Oakland	CA	94607-3822	5148001
2667	USA FOOD MART	2400 MARKET ST	Oakland	CA	94607-3436	5411001

**Attachment C.4.1 - City of Oakland**  
**List of All Industrial and Commercial Facilities**  
**Requiring Stormwater Inspections per MRP Provision C.4.b.ii.(2)(d)**

Number	Business Name	Business Address	City	State	Zip Code	SIC
2668	USA GAS #63049	3400 SAN PABLO AVE	Oakland	CA	94608-4234	5541001
2669	USA GROCERY & LIQUORS	1944 90TH AVE	Oakland	CA	94603-1702	5411001
2670	USPS Oakland VMF	1675 7th St	Oakland	CA	94615-0002	4311
2671	USTYLE MOBILE DETAILING	401 CATRON DR	Oakland	CA	94603-3650	7542001
2672	UZEN	5415 COLLEGE AVE	Oakland	CA	94618-1502	5812001
2673	V & JS BODY SHOP	4647 FOOTHILL BLVD	Oakland	CA	94601-4635	7532001
2674	V' MARIES SOUL FOOD	8133 IDLEWOOD ST	Oakland	CA	94605-3446	5812036
2675	VA TRANSPORTATION INC	1225 MANDELA PKWY	Oakland	CA	94607-2001	4212001
2676	VALE SPAIN CORPORATION	3111 E 7TH ST C	Oakland	CA	94601-2835	5812001
2677	VALERO HIGH STEET/HIGH CENTRE STATION LLC	3315 HIGH ST	Oakland	CA	94619-1817	5989001
2678	VAN MATRE LUMBER COMPANY, INC.	251 5TH AVE	Oakland	CA	94606-2801	5211001
2679	VANS TIRE & AUTO SERVICE, INC	2200 INTERNATIONAL BLVD	Oakland	CA	94606-5004	7539001
2680	VARGAS HOT DOG	1431 51ST AVE	Oakland	CA	94601-5232	5812001
2681	VEGA PRODUCE	201 FRANKLIN ST	Oakland	CA	94607-3821	5148001
2682	VEGAN DONUT GELATO	411 E 18TH ST B	Oakland	CA	94606-1804	5812001
2683	VEGE HOUSE AND SPICES	369 12TH ST	Oakland	CA	94607-4248	5812001
2684	VEND IT	3725 MAGEE AVE	Oakland	CA	94619-1429	5149001
2685	VENTRE ZOLLER & CO	3927 AQUA VISTA ST	Oakland	CA	94601-4315	5149001
2686	VER BRUGGE FOODS INC STORE NO2	6321 COLLEGE AVE	Oakland	CA	94618-1331	5421001
2687	VERNON MARKET	3210 HARRISON ST	Oakland	CA	94611-5527	5411001
2688	VES MCDONALD	4514 TELEGRAPH AVE	Oakland	CA	94609-2020	5812001
2689	VES MCDONALDS	6623 SAN PABLO AVE	Oakland	CA	94608-1237	5812001
2690	VICKY SHELL	2120 MONTANA ST	Oakland	CA	94602-2218	5541001
2691	VICTORS	661 E 12TH ST	Oakland	CA	94606-2908	5812001
2692	VICTORY OUTREACH OAKLAND	2025 88TH AVE	Oakland	CA	94621-1011	5812001
2693	VIEN HUONG RESTAURANT INC	712 FRANKLIN ST	Oakland	CA	94607-3932	5812001
2694	VIENTIAN CAFE INC.	3801 ALLENDALE AVE	Oakland	CA	94619-1703	5812001
2695	VILLAGE MARKET	5885 BROADWAY TER	Oakland	CA	94618-2001	5411001



**Attachment C.4.1 - City of Oakland**  
**List of All Industrial and Commercial Facilities**  
**Requiring Stormwater Inspections per MRP Provision C.4.b.ii.(2)(d)**

Number	Business Name	Business Address	City	State	Zip Code	SIC
2696	VILLEGAS TRUCKING SERVICE	2010 WAKE AVE	Oakland	CA	94607-5100	7629001
2697	VINCE & VILMA 131, INC.	9825 INTERNATIONAL BLVD	Oakland	CA	94603-2511	5812001
2698	VINCENT ELECTRIC COMPANY	8383 BALDWIN ST	Oakland	CA	94621-1925	7539001
2699	VINTAGE AUTO SERVICE	4721 TIDEWATER AVE STE A	Oakland	CA	94601-4917	7539001
2700	VIP AUTO COLLISION REPAIR	293 27TH ST	Oakland	CA	94612-3802	7539001
2701	VOLKSWAGEN OF OAKLAND	2740 BROADWAY	Oakland	CA	94612-3110	7539001
2702	VULCAN CAFE	915 45TH AVE	Oakland	CA	94601-4430	5812001
2703	W A ROUSE & CO	218 FRANKLIN ST	Oakland	CA	94607-3836	5148001
2704	W J KITCHEN	3009 MACARTHUR BLVD	Oakland	CA	94602-3211	5812001
2705	WAH HANG MARKET 2	383 8TH ST	Oakland	CA	94607-4250	5411001
2706	WAH HANG MARKET INC.	415 9TH ST	Oakland	CA	94607-4001	5411001
2707	WAH MEI HING MARKET & LIQUOR	3432 INTERNATIONAL BLVD	Oakland	CA	94601-3036	5411001
2708	WAH-FAY LIQUOR 11	2101 8TH AVE	Oakland	CA	94606-2007	5921001
2709	WALGREENS # 16477	3009 BROADWAY	Oakland	CA	94611-5712	5912001
2710	WALGREENS #01625	5055 TELEGRAPH AVE	Oakland	CA	94609-2040	5912001
2711	WALGREENS #03170	3400 TELEGRAPH AVE	Oakland	CA	94609-3004	5912001
2712	WALGREENS #11706	301 E 18TH ST	Oakland	CA	94606-1813	5912001
2713	WALGREENS #13595	1333 BROADWAY	Oakland	CA	94612-1917	5912001
2714	WALGREENS #15330	5809 FOOTHILL BLVD	Oakland	CA	94605-1305	5912001
2715	WALGREENS #1536	3434 HIGH ST	Oakland	CA	94619-1859	5912001
2716	WALGREENS #1537	3232 FOOTHILL BLVD	Oakland	CA	94601-3113	5912001
2717	WALGREENS #3295	8102 INTERNATIONAL BLVD	Oakland	CA	94621-2426	5912001
2718	WALLYS WORLD MARKET	5559 CLAREMONT AVE	Oakland	CA	94618-1116	5411001
2719	WASH ZONE	8900 INTERNATIONAL BLVD # A	Oakland	CA	94621-1104	7542001
2720	Waste Management of Alameda County	172 98th Ave	Oakland	CA	94603-1004	4212
2721	WASTE MANAGEMENT OF ALAMEDA COUNTY	172 98TH AVE	Oakland	CA	94603-1004	4953001
2722	WATERFRONT F & B LLC	10 WASHINGTON ST	Oakland	CA	94607-3751	5812001
2723	WAYLANDS MEAT	3421 FRUITVALE AVE	Oakland	CA	94602-2317	5421001

**Attachment C.4.1 - City of Oakland**  
**List of All Industrial and Commercial Facilities**  
**Requiring Stormwater Inspections per MRP Provision C.4.b.ii.(2)(d)**

Number	Business Name	Business Address	City	State	Zip Code	SIC
2724	WAYNES EASTBAY AUTO BODY AND DETAIL	6821 FOOTHILL BLVD	Oakland	CA	94605-2496	7532001
2725	WEATHERFORD BMW	575 W GRAND AVE	Oakland	CA	94612-1617	7539001
2726	WEHEREHOUSE LLC	3446 MARKET ST	Oakland	CA	94608-4322	5812001
2727	WEI WANG HOUSE LLC	1501 23RD AVE APT 2	Oakland	CA	94606-5034	5812001
2728	WEICHHART STAMPING COMPANY, INC	9131 SAN LEANDRO ST	Oakland	CA	94603-1208	3325001
2729	WELOCOL 3, LLC (DBA IS LOCOL)	2214 BROADWAY	Oakland	CA	94612-3010	5812001
2730	WENDYS	3111 INTERNATIONAL BLVD	Oakland	CA	94601-2901	5812001
2731	WENDYS HAMBURGERS	189 98TH AVE	Oakland	CA	94603-1003	5812001
2732	WENDYS OLD FASHIONED HAMBURGER	5211 BROADWAY	Oakland	CA	94618-1425	5812001
2733	WEST COAST CATERING	478 25TH ST	Oakland	CA	94612-2409	5812036
2734	WEST COAST FORKLIFT	1950 AUSEON AVE	Oakland	CA	94621-1532	7549001
2735	WEST COAST MOVING SYSTEMS	745 85TH AVE STE L	Oakland	CA	94621-1218	4214001
2736	WEST COAST PRODUCE LLC	300 FRANKLIN ST	Oakland	CA	94607-3854	5148001
2737	West Coast Wire Rope Rigging	597 85th Ave	Oakland	CA	94621-1327	4213
2738	WEST HOT DOG & CATERING	3401 E 12TH ST	Oakland	CA	94601-3452	5812001
2739	WESTCO MART AND GAS INC	731 W MACARTHUR BLVD	Oakland	CA	94609-2325	5541001
2740	Western Colloid Product Inc	700 71st Ave	Oakland	CA	94621-3329	2851
2741	WHEEL AND DEAL	410 PENDLETON WAY STE 4	Oakland	CA	94621-2151	5511001
2742	WHEEL SERVICE	10320 INTERNATIONAL BLVD	Oakland	CA	94603-3220	5531001
2743	WHEELHOUSE OAKLAND	302 12TH ST	Oakland	CA	94607-4218	5812001
2744	WHITE HORSE LIQUORS	6606 TELEGRAPH AVE	Oakland	CA	94609-1116	5921001
2745	WHOLE FOODS MARKET	230 BAY PL	Oakland	CA	94612-3805	5411001
2746	WHOLESALE CITY MOTOR	410 PENDLETON WAY STE 4	Oakland	CA	94621-2151	5511001
2747	WIEGMANN & ROSE, SUB OF XCHANGER MFG COR	9131 SAN LEANDRO ST STE 220	Oakland	CA	94603-1208	3411001
2748	WILDE BROTHERS COFFEE SHOP	3206 GRAND AVE	Oakland	CA	94610-2739	5812010
2749	WILLIAMS AUTO PARTS	732 53RD ST	Oakland	CA	94609-1814	5531001
2750	WILLIAMS TRUCKING	10420 GREENVIEW DR	Oakland	CA	94605-5019	7513001
2751	WILLIE BROWNS LIQUOR	1933 FRUITVALE AVE	Oakland	CA	94601-2412	5921001

**Attachment C.4.1 - City of Oakland**  
**List of All Industrial and Commercial Facilities**  
**Requiring Stormwater Inspections per MRP Provision C.4.b.ii.(2)(d)**

Number	Business Name	Business Address	City	State	Zip Code	SIC
2752	WILLIE MAES SOUL FOOD	9829 MACARTHUR BLVD APT E	Oakland	CA	94605-4865	5812001
2753	WILLIES UNIQUE AUTO BODY SHOP	5525 FOOTHILL BLVD	Oakland	CA	94605-1028	7532001
2754	WINDOW TINTING A PLUS	3074 BROADWAY	Oakland	CA	94611-5713	7549001
2755	WING K MA	320 10TH ST STE 134	Oakland	CA	94607-4275	5499001
2756	WING STOP	8450 EDGEWATER DR	Oakland	CA	94621-1482	5812001
2757	WING WAH PHO GA RESTAURANT	1221 E 12TH ST	Oakland	CA	94606-4324	5812001
2758	WINGS CENTURY TRUCKING	1288 FERRY ST	Oakland	CA	94607-1007	4212001
2759	WINGS DAILY KITCHEN #2	3019 FOOTHILL BLVD	Oakland	CA	94601-2525	5812001
2760	WINGSTOP	528 LAKE PARK AVE	Oakland	CA	94610-2732	5812001
2761	WON KEE SUPERMARKET	216 7TH ST # 203	Oakland	CA	94607-4402	5411001
2762	WONGS AUTO REPAIR	2801 FOOTHILL BLVD	Oakland	CA	94601-2521	7539001
2763	WOOD TAVERN	6315 COLLEGE AVE	Oakland	CA	94618-1331	5812001
2764	WOODEN TABLE BAKING CO	910 81ST AVE STE 19	Oakland	CA	94621-2519	2052001
2765	WOODEN TABLE BAKING CO CAFE	2300 BROADWAY A	Oakland	CA	94612-2480	2052001
2766	WOODMINSTER CAFE	5020 WOODMINSTER LN	Oakland	CA	94602-2614	5812001
2767	WOODMINSTER MKT	5000 WOODMINSTER LN	Oakland	CA	94602-2614	5411001
2768	WOODYS CAFE	1841 PARK BLVD	Oakland	CA	94606-1823	5812001
2769	WOOP WOOP FINE FOODS	2145 BROADWAY	Oakland	CA	94612-2309	3999001
2770	WORLD GROUND CAFE	3726 MACARTHUR BLVD	Oakland	CA	94619-1330	5812001
2771	Worldwide Green Resource Inc	9315 San Leandro Street	Oakland	CA	94603-1239	5093
2772	WRIGHT AND BROWN DISTILLING COMPANY	2715 MAGNOLIA ST	Oakland	CA	94607-2411	3999001
2773	WYNN CATERING & EVENTS	4441 BRIAR CLIFF RD	Oakland	CA	94605-4624	5812001
2774	XAN AUTO BODY & REPAIR SEVICES	1101 98TH AVE	Oakland	CA	94603-2404	7532001
2775	XOLO TAQUERIA LLC	1916 TELEGRAPH AVE	Oakland	CA	94612-2202	5812001
2776	XPRESS SMOG DEPOT	3750 INTERNATIONAL BLVD	Oakland	CA	94601-3526	7549001
2777	XUS AUTO REPAIR INC	1111 E 12TH ST	Oakland	CA	94606-4322	7539001
2778	XYCLO	4218 PIEDMONT AVE	Oakland	CA	94611-4714	5812001
2779	XYZ MOTORS	299 29TH ST	Oakland	CA	94611-5704	7539001

**Attachment C.4.1 - City of Oakland**  
**List of All Industrial and Commercial Facilities**  
**Requiring Stormwater Inspections per MRP Provision C.4.b.ii.(2)(d)**

Number	Business Name	Business Address	City	State	Zip Code	SIC
2780	Y H SHEET METAL CO	928 HIGH ST	Oakland	CA	94601-4405	3444001
2781	Y.O PRODUCE	145 FRANKLIN ST	Oakland	CA	94607-3717	5148001
2782	YAGRABET MARKET	2412 TELEGRAPH AVE	Oakland	CA	94612-2405	5411001
2783	YANG AUTO REPAIR	1101 7TH AVE	Oakland	CA	94606-3636	7539001
2784	YANG CHOW RESTAURANT	3211 GRAND AVE	Oakland	CA	94610-2740	5812001
2785	YAOS AUTO	6335 SAN PABLO AVE	Oakland	CA	94608-1231	7539001
2786	YAQUELINE Y SU SABOR CUBANO	5401 COLISEUM WAY	Oakland	CA	94601-5021	5812001
2787	YASAI PRODUCE MARKET	6301 COLLEGE AVE	Oakland	CA	94618-1331	5431001
2788	YAYA POKI	388 9TH ST 101	Oakland	CA	94607-4288	5812001
2789	YEAR ONE AUTO REPAIR	7316 NEY AVE	Oakland	CA	94605-2912	7539001
2790	YET SUN MARKET	397 8TH ST	Oakland	CA	94607-4250	5421001
2791	YET SUN MARKET # 2	323 9TH ST	Oakland	CA	94607-4211	5421001
2792	YIA YIA	200 ALICE ST	Oakland	CA	94607-4318	5812001
2793	YO 510	1120 INTERNATIONAL BLVD	Oakland	CA	94606-4331	5812001
2794	YOGURT DELUXE	3203 LAKESHORE AVE	Oakland	CA	94610-2719	5812001
2795	YOKEE LLC	1728 FRANKLIN ST STE A	Oakland	CA	94612-3408	5812036
2796	YOLANDA 210, INC.	2800 TELEGRAPH AVE	Oakland	CA	94609-3607	5812001
2797	YOSHINO SUSHI RESTAURANT INC.	296 HEGENBERGER RD	Oakland	CA	94621-1436	5812001
2798	YOSHIS JAPANESE RESTAURANT IN	510 EMBARCADERO W	Oakland	CA	94607-3506	5812001
2799	YOUNGS AUTOMOTIVE	3509 GRAND AVE	Oakland	CA	94610-2011	7539001
2800	YOUR AUTO CENTER	435 E 12TH ST	Oakland	CA	94606-2310	7539001
2801	YOUR PRIVATE EYE	1706 82ND AVE	Oakland	CA	94621-2216	7542001
2802	YOUTH UPRISING CORNERS CAFE	8711 MACARTHUR BLVD	Oakland	CA	94605-4000	5812001
2803	YUEN HOP CO	824 WEBSTER ST	Oakland	CA	94607-4220	5411001
2804	YUMIS MARKET	3501 INTERNATIONAL BLVD	Oakland	CA	94601-3521	5411001
2805	YUMMY DIM SUM	307 10TH ST	Oakland	CA	94607-4213	5812001
2806	YUMMY GRILL	4300 INTERNATIONAL BLVD B	Oakland	CA	94601-4509	5812036
2807	YUNG KEE RESTAURANT	888 WEBSTER ST	Oakland	CA	94607-4220	5812001
2808	YY BUFFET	4108 INTERNATIONAL BLVD	Oakland	CA	94601-4073	5812001

**Attachment C.4.1 - City of Oakland**  
**List of All Industrial and Commercial Facilities**  
**Requiring Stormwater Inspections per MRP Provision C.4.b.ii.(2)(d)**

<b>Number</b>	<b>Business Name</b>	<b>Business Address</b>	<b>City</b>	<b>State</b>	<b>Zip Code</b>	<b>SIC</b>
2809	Z CAFE & BAR	2735 BROADWAY	Oakland	CA	94612-3109	5812001
2810	ZACHARYS CHICAGO PIZZA, INC.	5801 COLLEGE AVE	Oakland	CA	94618-1602	5812001
2811	ZAMORA IRONWORKS	1315 62ND AVE	Oakland	CA	94621-3923	3999001
2812	ZAVALA INVESTMENT LLC AB EL SABROSITO	4559 INTERNATIONAL BLVD	Oakland	CA	94601-4506	5812001
2813	ZAYA CAFE	1768 BROADWAY	Oakland	CA	94612-2106	5812001
2814	ZELLA B BOOSER CATERING	9324 GRANADA AVE	Oakland	CA	94605-4444	5812036
2815	ZELLAS SOULFUL KITHCEN, LLC	1430 7TH ST	Oakland	CA	94607-1931	5812001
2816	ZION MARKET	2876 TELEGRAPH AVE	Oakland	CA	94609-3607	5411001

**ATTACHMENT C.6.1**

**City of Oakland**

**Summary of Construction Site Control Inspections**

**PRIVATE PROJECTS**

**FY 2017-2018**

This page intentionally left blank

**City of Oakland  
Summary of Construction Site Control Inspections  
Private Projects  
FY 2017-2018**

Enter 1 per inspection	Enter 1 for each site	Number	Site Name	DATE			Weather	Rain & Runoff Y/N	> 1 acre	Hillside avg Slope 20% Dist over 5Ksf Soil and < 1 acre	Problems and Resolution (Resolution Options: Problem Fixed, Need More Time, Escalate Enforcement)										Illicit Discharge (R19)	Comments (Problem & Resolution))	Enforcement Level (R21)	Violation Corrected? (Y/N/TBD)												
				First Inspection	Inspection	Site Fully Stabilized					Erosion (R13)	Sediment (R14)		Run-on & Runoff (R15)	Active Treatment (R16)	Site Mgt. (R17)		Non S/W Mgt (R18)	10 Days	30 Days																
												0	1			0	1							0	1											
1	1	735	105TH	4/3/2018	4/3/2018	Not Applicable	Clear	N	0	0	0	Not Applicable	0	Not Applicable	0	Not Applicable	0	Not Applicable	0	Not Applicable	0	Not Applicable	0	Not Applicable	0	Not Applicable	0	Not Applicable	0	Not Applicable	0	Not Applicable	0	Not Applicable	0	Not Applicable
1	See Above	735	105TH	See Above	4/11/2018	Not Applicable	Rain	N	See Above	See Above	0	Not Applicable	1	Problem Fixed	0	Not Applicable	0	Not Applicable	0	Not Applicable	0	Not Applicable	0	Not Applicable	1	Inspect rough grading work and off hauling dirt. Remove all dirt and debris from the rattle plates. <b>Verified issue was corrected at 4/19/18 inspection</b>	1	1	YES	0	Not Applicable					
1	See Above	735	105TH	See Above	4/19/2018	Not Applicable	Clear	N	See Above	See Above	0	Not Applicable	0	Not Applicable	0	Not Applicable	0	Not Applicable	0	Not Applicable	0	Not Applicable	0	Not Applicable	0	Inspect contractor importing dirt and compacting the soil with rollers. The contractor is running a street sweeper behind his trucks. The site looks clean.	0	0	Not Applicable	0	Not Applicable					
1	See Above	735	105TH	See Above	4/20/2018	Not Applicable	Clear	N	See Above	See Above	0	Not Applicable	0	Not Applicable	0	Not Applicable	0	Not Applicable	0	Not Applicable	0	Not Applicable	0	Not Applicable	0	Inspect construction trucks importing dirt into the construction site, operation is running smooth this afternoon..	0	0	Not Applicable	0	Not Applicable					
1	See Above	735	105TH	See Above	4/29/2018	Not Applicable	Clear	N	See Above	See Above	0	Not Applicable	0	Not Applicable	0	Not Applicable	0	Not Applicable	0	Not Applicable	0	Not Applicable	0	Not Applicable	0	No problems identified during inspection	0	0	Not Applicable	0	Not Applicable					
1	See Above	735	105TH	See Above	4/29/2018	Not Applicable	Clear	N	See Above	See Above	0	Not Applicable	0	Not Applicable	0	Not Applicable	0	Not Applicable	0	Not Applicable	0	Not Applicable	0	Not Applicable	0	No problems identified during inspection	0	0	Not Applicable	0	Not Applicable					
1	See Above	735	105TH	See Above	5/2/2018	Not Applicable	Clear	N	See Above	See Above	0	Not Applicable	0	Not Applicable	0	Not Applicable	0	Not Applicable	0	Not Applicable	0	Not Applicable	0	Not Applicable	0	No problems identified during inspection	0	0	Not Applicable	0	Not Applicable					
1	See Above	735	105TH	See Above	5/3/2018	Not Applicable	Clear	N	See Above	See Above	0	Not Applicable	0	Not Applicable	0	Not Applicable	0	Not Applicable	0	Not Applicable	0	Not Applicable	0	Not Applicable	0	No problems identified during inspection	0	0	Not Applicable	0	Not Applicable					
1	See Above	735	105TH	See Above	5/3/2018	Not Applicable	Clear	N	See Above	See Above	0	Not Applicable	0	Not Applicable	0	Not Applicable	0	Not Applicable	0	Not Applicable	0	Not Applicable	0	Not Applicable	0	No problems identified during inspection	0	0	Not Applicable	0	Not Applicable					
1	See Above	735	105TH	See Above	5/6/2018	Not Applicable	Clear	N	See Above	See Above	0	Not Applicable	0	Not Applicable	0	Not Applicable	1	Problem Fixed	0	Not Applicable	0	Not Applicable	0	Not Applicable	1	Date: 5/6/2018 Met with Superintendent Tory discuss layout work for Saturday. Erosion controls and the amount of curbs that will be formed & poured in parking lot, approximately 150 ft. Site management issues identified	1	1	YES	0	Not Applicable					
1	See Above	735	105TH	See Above	5/7/2018	Not Applicable	Clear	N	See Above	See Above	0	Not Applicable	0	Not Applicable	0	Not Applicable	0	Not Applicable	0	Not Applicable	0	Not Applicable	0	Not Applicable	0	Site management issues resolved from last inspection.	0	0	Not Applicable	0	Not Applicable					
1	See Above	735	105TH	See Above	5/8/2018	Not Applicable	Clear	N	See Above	See Above	0	Not Applicable	0	Not Applicable	0	Not Applicable	0	Not Applicable	0	Not Applicable	0	Not Applicable	0	Not Applicable	0	No problems identified during inspection	0	0	Not Applicable	0	Not Applicable					
1	See Above	735	105TH	See Above	5/9/2018	Not Applicable	Clear	N	See Above	See Above	0	Not Applicable	0	Not Applicable	0	Not Applicable	0	Not Applicable	0	Not Applicable	0	Not Applicable	0	Not Applicable	0	No problems identified during inspection	0	0	Not Applicable	0	Not Applicable					
1	See Above	735	105TH	See Above	5/11/2018	Not Applicable	Clear	N	See Above	See Above	0	Not Applicable	0	Not Applicable	0	Not Applicable	0	Not Applicable	0	Not Applicable	0	Not Applicable	0	Not Applicable	0	No problems identified during inspection	0	0	Not Applicable	0	Not Applicable					
1	See Above	735	105TH	See Above	5/15/2018	Not Applicable	Clear	N	See Above	See Above	0	Not Applicable	0	Not Applicable	0	Not Applicable	0	Not Applicable	0	Not Applicable	0	Not Applicable	0	Not Applicable	0	No problems identified during inspection	0	0	Not Applicable	0	Not Applicable					
1	See Above	735	105TH	See Above	5/16/2018	Not Applicable	Clear	N	See Above	See Above	0	Not Applicable	0	Not Applicable	0	Not Applicable	0	Not Applicable	0	Not Applicable	0	Not Applicable	0	Not Applicable	0	No problems identified during inspection	0	0	Not Applicable	0	Not Applicable					
1	See Above	735	105TH	See Above	5/30/2018	Not Applicable	Clear	N	See Above	See Above	0	Not Applicable	0	Not Applicable	0	Not Applicable	0	Not Applicable	0	Not Applicable	0	Not Applicable	0	Not Applicable	0	No problems identified during inspection	0	0	Not Applicable	0	Not Applicable					
1	See Above	735	105TH	See Above	5/30/2018	Not Applicable	Clear	N	See Above	See Above	0	Not Applicable	0	Not Applicable	0	Not Applicable	0	Not Applicable	0	Not Applicable	0	Not Applicable	0	Not Applicable	0	No problems identified during inspection	0	0	Not Applicable	0	Not Applicable					
1	See Above	735	105TH	See Above	6/5/2018	Not Applicable	Clear	N	See Above	See Above	0	Not Applicable	0	Not Applicable	0	Not Applicable	0	Not Applicable	0	Not Applicable	0	Not Applicable	0	Not Applicable	0	No problems identified during inspection	0	0	Not Applicable	0	Not Applicable					
1	See Above	735	105TH	See Above	6/21/2018	Not Applicable	Clear	N	See Above	See Above	0	Not Applicable	0	Not Applicable	0	Not Applicable	0	Not Applicable	0	Not Applicable	0	Not Applicable	0	Not Applicable	0	No problems identified during inspection	0	0	Not Applicable	0	Not Applicable					
1	See Above	735	105TH	See Above	6/21/2018	Not Applicable	Clear	N	See Above	See Above	0	Not Applicable	0	Not Applicable	0	Not Applicable	0	Not Applicable	0	Not Applicable	0	Not Applicable	0	Not Applicable	0	No problems identified during inspection	0	0	Not Applicable	0	Not Applicable					
1	1	0	10TH	2/26/2018	2/26/2018	Not Applicable	Rain	N	1	0	0	Not Applicable	0	Not Applicable	0	Not Applicable	1	Problem Fixed	0	Not Applicable	0	Not Applicable	0	Not Applicable	1	Stormwater site management issue identified.	1	1	YES	0	Not Applicable					
1	See Above	0	10TH	See Above	3/7/2018	Not Applicable	Rain	N	See Above	See Above	0	Not Applicable	0	Not Applicable	0	Not Applicable	0	Not Applicable	0	Not Applicable	0	Not Applicable	0	Not Applicable	0	No problems identified during inspection	0	0	Not Applicable	0	Not Applicable					
1	See Above	0	10TH	See Above	4/11/2018	Not Applicable	Rain	N	See Above	See Above	0	Not Applicable	0	Not Applicable	0	Not Applicable	0	Not Applicable	0	Not Applicable	0	Not Applicable	0	Not Applicable	0	No problems identified during inspection	0	0	Not Applicable	0	Not Applicable					
1	See Above	0	10TH	See Above	4/18/2018	Not Applicable	Clear	N	See Above	See Above	0	Not Applicable	0	Not Applicable	0	Not Applicable	0	Not Applicable	0	Not Applicable	0	Not Applicable	0	Not Applicable	0	No problems identified during inspection	0	0	Not Applicable	0	Not Applicable					
1	See Above	0	10TH	See Above	4/24/2018	Not Applicable	Clear	N	See Above	See Above	0	Not Applicable	0	Not Applicable	0	Not Applicable	1	Problem Fixed	0	Not Applicable	0	Not Applicable	0	Not Applicable	1	Inspect 12 storm drain laterals on Pullman Way before end of line. All of the laterals have to be tested including all M.H.'s starting at 14th St. to end of the line. The 4th M.H. near the end of line needs to have the main line cut open for inspection. 2) Contractor must rework construction driveway entrance, remove all debris and dirt from the Rip-Rap rocks. Site management issue.	1	1	YES	0	Not Applicable					



**City of Oakland  
Summary of Construction Site Control Inspections  
Private Projects  
FY 2017-2018**

Enter 1 per inspection	Enter 1 for each site	Number	Site Name	DATE			Weather	Rain & Runoff Y/N	> 1 acre	Hillside avg Slope 20% Dist over 5Ksf Soil and < 1 acre	Problems and Resolution (Resolution Options: Problem Fixed, Need More Time, Escalate Enforcement)						Illicit Discharge (R19)	Comments (Problem & Resolution))	Enforcement Level (R21)	Violation Corrected? (Y/N/TBD)							
				First Inspection	Inspection	Site Fully Stabilized					Erosion (R13)	Sediment (R14)		Run-on & Runoff (R15)	Active Treatment (R16)	Site Mgt. (R17)				Non S/W Mgt (R18)	10 Days	30 Days					
												0	1			0							1	0	1		
1	See Above	0	10TH	See Above	4/29/2018	Not Applicable	Clear	N	See Above	See Above	0	Not Applicable	0	Not Applicable	0	Not Applicable	0	Not Applicable	0	Not Applicable	0	0	Not Applicable	0	Not Applicable		
1	1	378	11TH	11/15/2017	11/15/2017	Not Applicable	Rain	N	0	0	0	Not Applicable	0	Not Applicable	0	Not Applicable	0	Not Applicable	0	Not Applicable	0	0	Not Applicable	0	Not Applicable		
1	See Above	378	11TH	See Above	11/27/2017	Not Applicable	Rain	N	See Above	See Above	0	Not Applicable	1	Problem Fixed	0	Not Applicable	0	Not Applicable	0	Not Applicable	0	Not Applicable	1	1	YES	0	Not Applicable
1	See Above	378	11TH	See Above	12/19/2017	Not Applicable	Clear	N	See Above	See Above	0	Not Applicable	1	Problem Fixed	0	Not Applicable	0	Problem Fixed	0	Not Applicable	0	Not Applicable	2	1	YES	0	Not Applicable
1	See Above	378	11TH	See Above	12/21/2017	Not Applicable	Clear	N	See Above	See Above	0	NO	0	NO	0	Not Applicable	0	Not Applicable	0	Not Applicable	0	NO	0	0	Not Applicable	0	Not Applicable
1	See Above	378	11TH	See Above	1/8/2018	Not Applicable	Rain	N	See Above	See Above	0	Not Applicable	0	Not Applicable	0	Not Applicable	0	Not Applicable	0	Not Applicable	0	Not Applicable	0	0	Not Applicable	0	Not Applicable
1	See Above	378	11TH	See Above	1/10/2018	Not Applicable	Wet	N	See Above	See Above	0	Not Applicable	0	Not Applicable	0	Not Applicable	0	Not Applicable	0	Not Applicable	0	Not Applicable	0	0	Not Applicable	0	Not Applicable
1	See Above	378	11TH	See Above	1/19/2018	Not Applicable	Wet	N	See Above	See Above	0	Not Applicable	0	Not Applicable	0	Not Applicable	1	Problem Fixed	0	Not Applicable	0	Not Applicable	1	1	YES	0	Not Applicable
1	1	301	12TH	1/29/2018	1/29/2018	Not Applicable	Clear	N	1	0	0	Not Applicable	1	Problem Fixed	0	Not Applicable	0	Problem Fixed	0	Not Applicable	0	Not Applicable	1	1	YES	0	Not Applicable
1	See Above	301	12TH	See Above	2/2/2018	Not Applicable	Clear	N	See Above	See Above	0	Not Applicable	1	Problem Fixed	0	Not Applicable	0	Not Applicable	0	Not Applicable	0	Not Applicable	1	1	YES	0	Not Applicable
1	See Above	301	12TH	See Above	5/22/2018	Not Applicable	Clear	N	See Above	See Above	0	Not Applicable	0	Not Applicable	0	Not Applicable	0	Not Applicable	0	Not Applicable	0	Not Applicable	0	0	Not Applicable	0	Not Applicable
1	See Above	301	12TH	See Above	6/6/2018	Not Applicable	Clear	N	See Above	See Above	0	Not Applicable	1	Problem Fixed	0	Not Applicable	0	Not Applicable	0	Problem Fixed	0	Not Applicable	1	1	YES	0	Not Applicable
1	See Above	301	12TH	See Above	6/15/2018	Not Applicable	Clear	N	See Above	See Above	0	Not Applicable	0	Not Applicable	0	Not Applicable	0	Not Applicable	0	Not Applicable	0	Not Applicable	0	0	Not Applicable	0	Not Applicable

**City of Oakland  
Summary of Construction Site Control Inspections  
Private Projects  
FY 2017-2018**

Enter 1 per inspection	Enter 1 for each site	Number	Site Name	DATE			Weather	Rain & Runoff Y/N	> 1 acre	Hillside avg Slope 20% Dist over 5Ksf Soil and < 1 acre	Problems and Resolution (Resolution Options: Problem Fixed, Need More Time, Escalate Enforcement)							Illicit Discharge (R19)	Comments (Problem & Resolution))	Enforcement Level (R21)	Violation Corrected? (Y/N/TBD)								
				First Inspection	Inspection	Site Fully Stabilized					Erosion (R13)	Sediment (R14)		Run-on & Runoff (R15)	Active Treatment (R16)	Site Mgt. (R17)					Non S/W Mgt (R18)	10 Days	30 Days						
1	1	601	12TH	7/31/2017	7/31/2017	Not Applicable	Clear	N	1	0	0	Not Applicable	1	Problem Fixed	0	Not Applicable	0	Not Applicable	0	Not Applicable	0	Not Applicable	0	Not Applicable	1	1	YES	0	Not Applicable
1	See Above	601	12TH	4/6/2018	4/6/2018	Not Applicable	Rain	N	See Above	See Above	0	Not Applicable	0	Not Applicable	0	Not Applicable	0	Not Applicable	0	Not Applicable	0	Not Applicable	0	Not Applicable	0	0	Not Applicable	0	Not Applicable
1	See Above	601	12TH	See Above	4/20/2018	Not Applicable	Clear	N	See Above	See Above	0	Not Applicable	0	Not Applicable	0	Not Applicable	0	Not Applicable	0	Not Applicable	0	Not Applicable	0	Not Applicable	0	0	Not Applicable	0	Not Applicable
1	1	632	14TH	6/29/2018	6/29/2018	Not Applicable	Clear	N	0	0	0	Not Applicable	0	Not Applicable	0	Not Applicable	0	Not Applicable	0	Not Applicable	0	Not Applicable	0	Not Applicable	0	0	Not Applicable	0	Not Applicable
1	1	625	16TH	1/31/2018	1/31/2018	Not Applicable	Clear	N	0	0	0	Not Applicable	0	Not Applicable	0	Not Applicable	0	Not Applicable	0	Not Applicable	0	Not Applicable	0	Not Applicable	0	0	Not Applicable	0	Not Applicable
1	See Above	625	16TH	See Above	4/2/2018	Not Applicable	Clear	N	See Above	See Above	0	Not Applicable	0	Not Applicable	0	Not Applicable	0	Not Applicable	0	Not Applicable	0	Not Applicable	0	Not Applicable	0	0	Not Applicable	0	Not Applicable
1	1	570	21ST	6/6/2018	6/6/2018	Not Applicable	Clear	N	0	0	0	Not Applicable	0	Not Applicable	0	Not Applicable	0	Not Applicable	0	Not Applicable	0	Not Applicable	0	Not Applicable	0	0	Not Applicable	0	Not Applicable
1	See Above	570	21ST	See Above	6/6/2018	Not Applicable	Clear	N	See Above	See Above	0	Not Applicable	0	Not Applicable	0	Not Applicable	0	Not Applicable	0	Not Applicable	0	Not Applicable	0	Not Applicable	0	0	Not Applicable	0	Not Applicable
1	1	471	26TH	11/16/2017	11/16/2017	Not Applicable	Rain	N	0	0	0	Not Applicable	0	Not Applicable	0	Not Applicable	0	Not Applicable	0	Not Applicable	0	Not Applicable	0	Not Applicable	0	0	Not Applicable	0	Not Applicable
1	See Above	471	26TH	See Above	6/6/2018	Not Applicable	Clear	N	See Above	See Above	0	Not Applicable	0	Not Applicable	0	Not Applicable	0	Not Applicable	0	Not Applicable	0	Not Applicable	0	Not Applicable	0	0	Not Applicable	0	Not Applicable
1	See Above	471	26TH	See Above	6/8/2018	Not Applicable	Clear	N	See Above	See Above	0	Not Applicable	0	Not Applicable	0	Not Applicable	0	Not Applicable	0	Not Applicable	0	Not Applicable	0	Not Applicable	0	0	Not Applicable	0	Not Applicable
1	See Above	471	26TH	See Above	6/26/2018	Not Applicable	Clear	N	See Above	See Above	0	Not Applicable	0	Not Applicable	0	Not Applicable	0	Not Applicable	0	Not Applicable	0	Not Applicable	0	Not Applicable	0	0	Not Applicable	0	Not Applicable

**City of Oakland  
Summary of Construction Site Control Inspections  
Private Projects  
FY 2017-2018**

Enter 1 per inspection	Enter 1 for each site	Number	Site Name	DATE			Weather	Rain & Runoff Y/N	> 1 acre	Hillside avg Slope 20% Dist over 5Ksf Soil and < 1 acre	Problems and Resolution (Resolution Options: Problem Fixed, Need More Time, Escalate Enforcement)							Illicit Discharge (R19)	Comments (Problem & Resolution))	Enforcement Level (R21)	Violation Corrected? (Y/N/TBD)										
				First Inspection	Inspection	Site Fully Stabilized					Erosion (R13)	Sediment (R14)		Run-on & Runoff (R15)	Active Treatment (R16)		Site Mgt. (R17)				Non S/W Mgt (R18)	10 Days	30 Days								
												Problem Fixed	Not Applicable		Problem Fixed	Not Applicable	Problem Fixed							Not Applicable	Problem Fixed	Not Applicable					
1	1	325	27th	9/5/2017	9/5/2017	Not Applicable	Clear	N	1	0	0	Not Applicable	1	Problem Fixed	0	Not Applicable	0	Not Applicable	1	Problem Fixed	0	Not Applicable	0	Not Applicable	0	Not Applicable	1	1	Not Applicable	0	Not Applicable
1	See Above	325	27th	See Above	3/2/2018	Not Applicable	Rain	N	See Above	See Above	0	Not Applicable	0	Not Applicable	0	Not Applicable	0	Not Applicable	1	Enforcement Escalated	0	Not Applicable	0	Not Applicable	Date: 3/2/2018 C-6 Site Inspection  The following site corrections need to be made before March 12th 2018  1) All perimeter fencing needs to have silt fencing and waddles . Unless permission has been granted by the city. The waiver has to be submitted to me in writing before the 3/12/2018 follow up inspection date.  2) All soils and debris has to be removed from the curb,gutter ,storm drains and streets.	2	0	Not Applicable	1	Yes	
1	See Above	325	27th	See Above	3/16/2018	Not Applicable	Rain	N	See Above	See Above	0	Not Applicable	0	Not Applicable	0	Not Applicable	1	Problem Fixed	0	Not Applicable	0	Not Applicable	Date: 3/16/2018 Follow up Inspection for needed site corrections. All corrections with the exception silt screen have been completed. Silt screen issue was then improved within 10 days.	1	1	YES	0	Not Applicable			
1	See Above	325	27th	See Above	6/13/2018	Not Applicable	Clear	N	See Above	See Above	0	Not Applicable	1	Problem Fixed	0	Not Applicable	0	Not Applicable	0	Not Applicable	0	Not Applicable	The streets are a little dusty and a sweeper will be on site tomorrow but no other violations	1	1	Yes	0	Not Applicable			
1	1	411	29TH	11/27/2017	11/27/2017	Not Applicable	Rain	N	0	0	0	Not Applicable	0	Not Applicable	0	Not Applicable	0	Not Applicable	0	Not Applicable	0	Not Applicable	No problems identified during inspection	0	0	Not Applicable	0	Not Applicable			
1	See Above	411	29TH	See Above	3/8/2018	Not Applicable	Rain	N	See Above	See Above	0	Not Applicable	0	Not Applicable	0	Not Applicable	0	Not Applicable	0	Not Applicable	0	Not Applicable	No problems identified during inspection	0	0	Not Applicable	0	Not Applicable			
1	See Above	411	29TH	See Above	3/27/2018	Not Applicable	Clear	N	See Above	See Above	0	Not Applicable	0	Not Applicable	0	Not Applicable	0	Not Applicable	0	Not Applicable	0	Not Applicable	No problems identified during inspection	0	0	Not Applicable	0	Not Applicable			
1	See Above	411	29TH	See Above	3/28/2018	Not Applicable	Clear	N	See Above	See Above	0	Not Applicable	0	Not Applicable	0	Not Applicable	0	Not Applicable	0	Not Applicable	0	Not Applicable	No problems identified during inspection	0	0	Not Applicable	0	Not Applicable			
1	See Above	411	29TH	See Above	5/17/2018	Not Applicable	Clear	N	See Above	See Above	0	Not Applicable	0	Not Applicable	0	Not Applicable	0	Not Applicable	0	Not Applicable	0	Not Applicable	No problems identified during inspection	0	0	Not Applicable	0	Not Applicable			
1	See Above	411	29TH	See Above	5/23/2018	Not Applicable	Clear	N	See Above	See Above	0	Not Applicable	0	Not Applicable	0	Not Applicable	0	Not Applicable	0	Not Applicable	0	Not Applicable	No problems identified during inspection	0	0	Not Applicable	0	Not Applicable			
1	See Above	411	29TH	See Above	6/4/2018	Not Applicable	Clear	N	See Above	See Above	0	Not Applicable	0	Not Applicable	0	Not Applicable	0	Not Applicable	0	Not Applicable	0	Not Applicable	No stormwater problems identified during inspection	0	0	Not Applicable	0	Not Applicable			
1	1	358	34TH	2/18/2018	2/18/2018	Not Applicable	Clear	N	0	0	0	Not Applicable	0	Not Applicable	0	Not Applicable	0	Not Applicable	0	Not Applicable	0	Not Applicable	No stormwater problems identified during inspection	0	0	Not Applicable	0	Not Applicable			
1	See Above	358	34TH	See Above	3/5/2018	Not Applicable	Clear	N	See Above	See Above	0	Not Applicable	0	Not Applicable	0	Not Applicable	0	Not Applicable	0	Not Applicable	0	Not Applicable	No stormwater problems identified during inspection	0	0	Not Applicable	0	Not Applicable			
1	See Above	358	34TH	See Above	3/8/2018	Not Applicable	Rain	N	See Above	See Above	0	Not Applicable	0	Not Applicable	0	Not Applicable	0	Not Applicable	0	Not Applicable	0	Not Applicable	No stormwater problems identified during inspection	0	0	Not Applicable	0	Not Applicable			
1	See Above	358	34TH	See Above	3/29/2018	Not Applicable	Clear	N	See Above	See Above	0	Not Applicable	0	Not Applicable	0	Not Applicable	1	Enforcement Escalated	0	Not Applicable	0	Not Applicable	Date: 3/29/2018 Inspect parking lot asphalt paving across the street from Sutter Health Alta Bates Hospital on 34th St. The paving is OK, but guard rail was not repaired on the right hand side, safety hazard. Remove dirt piles behind the guard rail, erosion controls required. Correction Notice given to the contractor.	2	1	YES	0	Not Applicable			
1	See Above	358	34TH	See Above	3/30/2018	Not Applicable	Clear	N	See Above	See Above	0	Not Applicable	0	Not Applicable	0	Not Applicable	0	Not Applicable	0	Not Applicable	0	Not Applicable	Owners Rep Flairo Gallo came into the office to discuss Correction Notice given to his contractor on Thursday.No stormwater issues found. Erosion control issues from last time were corrected.	0	0	Not Applicable	0	Not Applicable			
1	See Above	358	34TH	See Above	4/3/2018	Not Applicable	Clear	N	See Above	See Above	0	Not Applicable	0	Not Applicable	0	Not Applicable	0	Not Applicable	0	Not Applicable	0	Not Applicable	No stormwater problems identified during inspection	0	0	Not Applicable	0	Not Applicable			

**City of Oakland  
Summary of Construction Site Control Inspections  
Private Projects  
FY 2017-2018**

Enter 1 per inspection	Enter 1 for each site	Number	Site Name	DATE			Weather	Rain & Runoff Y/N	> 1 acre	Hillside avg Slope 20% Dist over 5Ksf Soil and < 1 acre	Problems and Resolution (Resolution Options: Problem Fixed,Need More Time, Escalate Enforcement)						Illicit Discharge (R19)	Comments (Problem & Resolution))	Enforcement Level (R21)	Violation Corrected? (Y/N/TBD)								
				First Inspection	Inspection	Site Fully Stabilized					Erosion (R13)	Sediment (R14)		Run-on & Runoff (R15)	Active Treatment (R16)	Site Mgt. (R17)				Non S/W Mgt (R18)	10 Days	30 Days						
1	1	532	39TH	10/16/2017	10/16/2017	Not Applicable	Clear	N	0	0	0	Not Applicable	0	Not Applicable	0	Not Applicable	0	Not Applicable	0	Not Applicable	0	Not Applicable	No stormwater problems identified during inspection	0	0	Not Applicable	0	Not Applicable
1	1	539	39TH	10/16/2017	10/16/2017	Not Applicable	Clear	N	0	0	0	Not Applicable	0	Not Applicable	0	Not Applicable	0	Not Applicable	0	Not Applicable	0	Not Applicable	No stormwater problems identified during inspection	0	0	Not Applicable	0	Not Applicable
1	1	540	39TH	10/16/2017	10/16/2017	Not Applicable	Clear	N	1	0	0	Not Applicable	0	Not Applicable	0	Not Applicable	0	Not Applicable	0	Not Applicable	0	Not Applicable	No stormwater problems identified during inspection	0	0	Not Applicable	0	Not Applicable
1	1	989	41ST	7/31/2017	7/31/2017	Not Applicable	Clear	N	1	0	0	Not Applicable	0	Not Applicable	0	Not Applicable	0	Not Applicable	0	Not Applicable	0	Not Applicable	No stormwater problems identified during inspection	0	0	Not Applicable	0	Not Applicable
1	See Above	989	41ST	See Above	9/25/2017	Not Applicable	Clear	N	See Above	See Above	0	Not Applicable	0	Not Applicable	0	Not Applicable	0	Not Applicable	0	Not Applicable	0	Not Applicable	No stormwater problems identified during inspection	0	0	Not Applicable	0	Not Applicable
1	See Above	989	41ST	See Above	9/26/2017	Not Applicable	Clear	N	See Above	See Above	0	Not Applicable	0	Not Applicable	0	Not Applicable	0	Not Applicable	0	Not Applicable	0	Not Applicable	No stormwater problems identified during inspection	0	0	Not Applicable	0	Not Applicable
1	See Above	989	41ST	See Above	9/27/2017	Not Applicable	Clear	N	See Above	See Above	0	Not Applicable	0	Not Applicable	0	Not Applicable	0	Not Applicable	0	Not Applicable	0	Not Applicable	No stormwater problems identified during inspection	0	0	Not Applicable	0	Not Applicable
1	See Above	989	41ST	See Above	11/13/2017	Not Applicable	Rain	N	See Above	See Above	0	Not Applicable	0	Not Applicable	0	Not Applicable	0	Not Applicable	0	Not Applicable	0	Not Applicable	No stormwater problems identified during inspection	0	0	Not Applicable	0	Not Applicable
1	See Above	989	41ST	See Above	11/14/2017	Not Applicable	Clear	N	See Above	See Above	0	Not Applicable	0	Not Applicable	0	Not Applicable	0	Not Applicable	0	Not Applicable	0	Not Applicable	No stormwater problems identified during inspection	0	0	Not Applicable	0	Not Applicable
1	See Above	989	41ST	See Above	4/3/2018	Not Applicable	Clear	N	See Above	See Above	0	Not Applicable	0	Not Applicable	0	Not Applicable	0	Not Applicable	0	Not Applicable	0	Not Applicable	No stormwater problems identified during inspection	0	0	Not Applicable	0	Not Applicable
1	1	150	4TH	9/11/2017	9/11/2017	Not Applicable	Rain	N	0	0	0	Not Applicable	0	Not Applicable	0	Not Applicable	0	Not Applicable	0	Not Applicable	0	Not Applicable	Date: 9/11/2017 C-6 Grading Inspection BMP's in place an in compliance to plans . Not ready for grading final	0	0	Not Applicable	0	Not Applicable
1	See Above	150	4TH	See Above	9/12/2017	Not Applicable	Clear	N	See Above	See Above	0	Not Applicable	0	Not Applicable	0	Not Applicable	0	Not Applicable	0	Not Applicable	0	Not Applicable	No stormwater problems identified during inspection	0	0	Not Applicable	0	Not Applicable
1	1	311	51ST	5/2/2018	5/2/2018	Not Applicable	Clear	N	0	0	0	Not Applicable	0	Not Applicable	0	Not Applicable	0	Not Applicable	0	Not Applicable	0	Not Applicable	No stormwater problems identified during inspection	0	0	Not Applicable	0	Not Applicable
1	1	744	52ND	7/7/2017	7/7/2017	Not Applicable	Clear	N	0	0	0	Not Applicable	0	Not Applicable	0	Not Applicable	0	Not Applicable	0	Not Applicable	0	Not Applicable	No stormwater problems identified during inspection	0	0	Not Applicable	0	Not Applicable
1	See Above	744	52ND	See Above	7/10/2017	Not Applicable	Clear	N	See Above	See Above	0	Not Applicable	0	Not Applicable	0	Not Applicable	0	Not Applicable	0	Not Applicable	0	Not Applicable	No stormwater problems identified during inspection	0	0	Not Applicable	0	Not Applicable
1	See Above	744	52ND	See Above	9/11/2017	Not Applicable	Rain	N	See Above	See Above	0	Not Applicable	0	Not Applicable	0	Not Applicable	1	Problem Fixed	0	Not Applicable	0	Not Applicable	Met supt. Darryl and his Sub-Contractor Matt. The contractor has started clearing away brush for the new Diesel Fuel storage tank that they will be installing behind the Hospital Medical building on Dover St. The will have to install steel rattle/rumble plates to help clean truck tires before leaving the construction site. Remove the small drain rocks from the driveway entrance. Prevent all tracking of sediment / mud off site. A street sweeper maybe required once off hauling construction get started	1	1	YES	0	Not Applicable
1	See Above	744	52ND	See Above	10/6/2017	Not Applicable	Clear	N	See Above	See Above	0	Not Applicable	0	Not Applicable	0	Not Applicable	0	Not Applicable	0	Not Applicable	0	Not Applicable	No stormwater problems identified during inspection	0	0	Not Applicable	0	Not Applicable
1	See Above	744	52ND	See Above	10/16/2017	Not Applicable	Clear	N	See Above	See Above	0	Not Applicable	0	Not Applicable	0	Not Applicable	0	Not Applicable	0	Not Applicable	0	Not Applicable	No stormwater problems identified during inspection	0	0	Not Applicable	0	Not Applicable
1	See Above	744	52ND	See Above	10/31/2017	Not Applicable	Clear	N	See Above	See Above	0	Not Applicable	0	Not Applicable	0	Not Applicable	0	Not Applicable	0	Not Applicable	0	Not Applicable	No stormwater problems identified during inspection	0	0	Not Applicable	0	Not Applicable
1	See Above	744	52ND	See Above	12/19/2017	Not Applicable	Clear	N	See Above	See Above	0	Not Applicable	0	Not Applicable	0	Not Applicable	0	Not Applicable	0	Not Applicable	0	Not Applicable	No stormwater problems identified during inspection	0	0	Not Applicable	0	Not Applicable
1	See Above	744	52ND	See Above	1/3/2018	Not Applicable	Rain	N	See Above	See Above	0	Not Applicable	0	Not Applicable	0	Not Applicable	0	Not Applicable	0	Not Applicable	0	Not Applicable	No stormwater problems identified during inspection	0	0	Not Applicable	0	Not Applicable
1	See Above	744	52ND	See Above	1/11/2018	Not Applicable	Wet	N	See Above	See Above	0	Not Applicable	0	Not Applicable	0	Not Applicable	0	Not Applicable	0	Not Applicable	0	Not Applicable	No stormwater problems identified during inspection	0	0	Not Applicable	0	Not Applicable
1	See Above	744	52ND	See Above	1/22/2018	Not Applicable	Rain	N	See Above	See Above	0	Not Applicable	0	Not Applicable	0	Not Applicable	0	Not Applicable	0	Not Applicable	0	Not Applicable	No stormwater problems identified during inspection	0	0	Not Applicable	0	Not Applicable
1	See Above	744	52ND	See Above	1/24/2018	Not Applicable	Rain	N	See Above	See Above	0	Not Applicable	0	Not Applicable	0	Not Applicable	0	Not Applicable	0	Not Applicable	0	Not Applicable	No stormwater problems identified during inspection	0	0	Not Applicable	0	Not Applicable
1	See Above	744	52ND	See Above	2/7/2018	Not Applicable	Clear	N	See Above	See Above	0	Not Applicable	0	Not Applicable	0	Not Applicable	0	Not Applicable	0	Not Applicable	0	Not Applicable	No stormwater problems identified during inspection	0	0	Not Applicable	0	Not Applicable
1	See Above	744	52ND	See Above	2/14/2018	Not Applicable	Clear	N	See Above	See Above	0	Not Applicable	0	Not Applicable	0	Not Applicable	0	Not Applicable	0	Not Applicable	0	Not Applicable	No stormwater problems identified during inspection	0	0	Not Applicable	0	Not Applicable
1	See Above	744	52ND	See Above	2/20/2018	Not Applicable	Clear	N	See Above	See Above	0	Not Applicable	0	Not Applicable	0	Not Applicable	0	Not Applicable	0	Not Applicable	0	Not Applicable	No stormwater problems identified during inspection	0	0	Not Applicable	0	Not Applicable

**City of Oakland  
Summary of Construction Site Control Inspections  
Private Projects  
FY 2017-2018**

Enter 1 per inspection	Enter 1 for each site	Number	Site Name	DATE			Weather	Rain & Runoff Y/N	> 1 acre	Hillside avg Slope 20% Dist over 5Ksf Soil and < 1 acre	Problems and Resolution (Resolution Options: Problem Fixed, Need More Time, Escalate Enforcement)						Illicit Discharge (R19)	Comments (Problem & Resolution))	Enforcement Level (R21)	Violation Corrected? (Y/N/TBD)							
				First Inspection	Inspection	Site Fully Stabilized					Erosion (R13)	Sediment (R14)	Run-on & Runoff (R15)	Active Treatment (R16)	Site Mgt. (R17)	Non S/W Mgt (R18)				10 Days	30 Days						
1	See Above	744	52ND	See Above	2/20/2018	Not Applicable	Clear	N	See Above	See Above	0	Not Applicable	0	Not Applicable	0	Not Applicable	0	Not Applicable	0	Not Applicable	Date: 2/20/2018 The construction site is not ready for final sign off , the contractor still has work to be done.  Date: 2/20/2018 The contractor still has the landscaping material obstructing the bus parking lane he also has plants that are not planted so that will have to be done before calling back for reinspection tomorrow.	1	1	YES	0	Not Applicable	
1	See Above	744	52ND	See Above	2/22/2018	Not Applicable	Clear	N	See Above	See Above	0	Not Applicable	0	Not Applicable	0	Not Applicable	0	Not Applicable	0	Not Applicable	Date: 2/22/2018 Met with superintendent Darryl and Project Manager Carolin , we walked the construction site. I signed off on the building permit and also the PZ 1500053, inspection passed.	0	0	Not Applicable	0	Not Applicable	
1	See Above	744	52ND	See Above	3/1/2018	Not Applicable	Rain	N	See Above	See Above	0	Not Applicable	0	Not Applicable	0	Not Applicable	0	Not Applicable	0	Not Applicable	No stormwater problems identified during inspection	0	0	Not Applicable	0	Not Applicable	
1	See Above	744	52ND	See Above	5/15/2018	Not Applicable	Clear	N	See Above	See Above	0	Not Applicable	0	Not Applicable	0	Not Applicable	0	Not Applicable	0	Not Applicable	No stormwater problems identified during inspection	0	0	Not Applicable	0	Not Applicable	
1	1	1160	66TH	10/20/2017	10/20/2017	Not Applicable	Rain	N	0	0	0	Not Applicable	0	Not Applicable	0	Not Applicable	0	Not Applicable	0	Not Applicable	No stormwater problems identified during inspection	0	0	Not Applicable	0	Not Applicable	
1	1	805	71st	9/13/2017	9/13/2017	Not Applicable	Clear	N	1	0	0	Not Applicable	0	Not Applicable	0	Not Applicable	1	Enforcement Escalated	0	Not Applicable	0	Not Applicable	3	1	YES	0	Not Applicable
1	See Above	805	71st	See Above	9/14/2017	Not Applicable	Clear	N	See Above	See Above	0	Not Applicable	0	Not Applicable	0	Not Applicable	0	Problem Fixed	0	Not Applicable	0	Not Applicable	0	0	Not Applicable	0	Not Applicable
1	See Above	805	71st	See Above	9/25/2017	Not Applicable	Clear	N	See Above	See Above	0	Not Applicable	0	Not Applicable	0	Not Applicable	0	Not Applicable	0	Not Applicable	0	Not Applicable	0	0	Not Applicable	0	Not Applicable
1	See Above	805	71st	See Above	10/4/2017	Not Applicable	Clear	N	See Above	See Above	0	Not Applicable	0	Not Applicable	0	Not Applicable	0	Not Applicable	0	Not Applicable	0	Not Applicable	0	0	Not Applicable	0	Not Applicable
1	See Above	805	71st	See Above	11/21/2017	Not Applicable	Clear	N	See Above	See Above	0	Not Applicable	1	Need More Time	0	Not Applicable	0	Not Applicable	0	Not Applicable	0	Not Applicable	1	1	YES	0	Not Applicable
1	See Above	805	71ST	See Above	1/31/2018	Not Applicable	Clear	N	See Above	See Above	0	Not Applicable	1	Problem Fixed	0	Not Applicable	0	Not Applicable	0	Not Applicable	0	Not Applicable	1	1	YES	0	Not Applicable
1	See Above	805	71st	See Above	6/29/2018	Not Applicable	Clear	N	See Above	See Above	0	Not Applicable	0	Not Applicable	0	Not Applicable	0	Not Applicable	0	Not Applicable	0	Not Applicable	0	0	Not Applicable	0	Not Applicable
1	1	459	8TH	3/28/2018	3/28/2018	Not Applicable	Clear	N	0	0	0	Not Applicable	0	Not Applicable	0	Not Applicable	0	Not Applicable	0	Not Applicable	0	Not Applicable	0	0	Not Applicable	0	Not Applicable
1	1	1533	8TH	3/7/2018	3/7/2018	Not Applicable	Rain	N	0	0	0	Not Applicable	0	Not Applicable	0	Not Applicable	0	Not Applicable	0	Not Applicable	0	Not Applicable	0	0	Not Applicable	0	Not Applicable
1	See Above	1535	8th	See Above	3/7/2018	Not Applicable	Rain	N	See Above	See Above	0	Not Applicable	0	Not Applicable	0	Not Applicable	0	Not Applicable	0	Not Applicable	0	Not Applicable	0	0	Not Applicable	0	Not Applicable

**City of Oakland  
Summary of Construction Site Control Inspections  
Private Projects  
FY 2017-2018**

Enter 1 per inspection	Enter 1 for each site	Number	Site Name	DATE			Weather	Rain & Runoff Y/N	> 1 acre	Hillside avg Slope 20% Dist over 5Ksf Soil and < 1 acre	Problems and Resolution (Resolution Options: Problem Fixed, Need More Time, Escalate Enforcement)						Illicit Discharge (R19)	Comments (Problem & Resolution)	Enforcement Level (R21)	Violation Corrected? (Y/N/TBD)						
				First Inspection	Inspection	Site Fully Stabilized					Erosion (R13)	Sediment (R14)		Run-on & Runoff (R15)	Active Treatment (R16)	Site Mgt. (R17)				Non S/W Mgt (R18)	10 Days	30 Days				
												0	1			0						1	0	1	0	1
1	1	1	9th	2/18/2018	2/18/2018	Not Applicable	Clear	N	1	0	0	Not Applicable	0	Not Applicable	0	Not Applicable	0	Not Applicable	0	Not Applicable	0	0	Not Applicable	0	Not Applicable	
1	1	250	9TH	7/10/2017	7/10/2017	Not Applicable	Clear	N	1	0	0	Not Applicable	0	Not Applicable	0	Not Applicable	0	Not Applicable	0	Not Applicable	0	0	Not Applicable	0	Not Applicable	
1	See Above	250	9TH	See Above	11/28/2017	Not Applicable	Wet	N	See Above	See Above	0	Not Applicable	0	Not Applicable	0	Not Applicable	0	Not Applicable	0	Not Applicable	0	0	Not Applicable	0	Not Applicable	
1	See Above	250	9TH	See Above	11/30/2017	Not Applicable	Clear	N	See Above	See Above	0	Not Applicable	0	Not Applicable	0	Not Applicable	0	Not Applicable	0	Not Applicable	0	0	Not Applicable	0	Not Applicable	
1	1	2503	ADELINE	3/21/2018	3/21/2018	Not Applicable	Rain	N	0	0	0	Not Applicable	0	Not Applicable	0	Not Applicable	0	Not Applicable	0	Not Applicable	0	0	Not Applicable	0	Not Applicable	
1	1	1107	ALVARADO	2/2/2018	2/2/2018	Not Applicable	Clear	N	0	1	0	Not Applicable	1	Problem Fixed	0	Not Applicable	1	Problem Fixed	0	Not Applicable	0	1	1	YES	0	Not Applicable
1	1	5917	BALBOA	7/13/2017	7/13/2017	Not Applicable	Clear	N	0	1	0	Not Applicable	0	Not Applicable	0	Not Applicable	0	Not Applicable	0	Not Applicable	0	0	Not Applicable	0	Not Applicable	
1	1	6015	BALBOA	9/27/2017	9/27/2017	Not Applicable	Clear	N	0	1	0	Not Applicable	0	Not Applicable	0	Not Applicable	0	Not Applicable	0	Not Applicable	0	0	Not Applicable	0	Not Applicable	
1	See Above	6015	BALBOA	See Above	10/12/2017	Not Applicable	Clear	N	See Above	See Above	0	Not Applicable	0	Not Applicable	0	Not Applicable	0	Not Applicable	0	Not Applicable	0	0	Not Applicable	0	Not Applicable	
1	See Above	6015	BALBOA	See Above	10/18/2017	Not Applicable	Clear	N	See Above	See Above	0	Not Applicable	0	Not Applicable	0	Not Applicable	0	Not Applicable	0	Not Applicable	0	0	Not Applicable	0	Not Applicable	
1	1	33	BAY FOREST	4/29/2018	4/29/2018	Not Applicable	Clear	N	0	1	0	Not Applicable	0	Not Applicable	0	Not Applicable	0	Not Applicable	0	Not Applicable	0	0	Not Applicable	0	Not Applicable	
1	See Above	33	BAY FOREST	See Above	5/7/2018	Not Applicable	Clear	N	See Above	See Above	0	Not Applicable	0	Not Applicable	0	Not Applicable	0	Not Applicable	0	Not Applicable	0	0	Not Applicable	0	Not Applicable	
1	1	1100	BROADWAY	5/2/2018	5/2/2018	Not Applicable	Clear	N	1	0	0	Not Applicable	0	Not Applicable	0	Not Applicable	0	Not Applicable	0	Not Applicable	0	0	Not Applicable	0	Not Applicable	
1	See Above	1100	BROADWAY	5/23/2018	5/23/2018	Not Applicable	Clear	N	See Above	See Above	0	Not Applicable	0	Not Applicable	0	Not Applicable	0	Not Applicable	0	Not Applicable	0	0	Not Applicable	0	Not Applicable	

**City of Oakland  
Summary of Construction Site Control Inspections  
Private Projects  
FY 2017-2018**

Enter 1 per inspection	Enter 1 for each site	Number	Site Name	DATE			Weather	Rain & Runoff Y/N	> 1 acre	Hillside avg Slope 20% Dist over 5Ksf Soil and < 1 acre	Problems and Resolution (Resolution Options: Problem Fixed, Need More Time, Escalate Enforcement)						Illicit Discharge (R19)	Comments (Problem & Resolution))	Enforcement Level (R21)	Violation Corrected? (Y/N/TBD)									
				First Inspection	Inspection	Site Fully Stabilized					Erosion (R13)	Sediment (R14)	Run-on & Runoff (R15)	Active Treatment (R16)	Site Mgt. (R17)	Non S/W Mgt (R18)				10 Days	30 Days								
1	1	2630	BROADWAY	3/2/2018	3/2/2018	Not Applicable	Rain	N	1	0	0	Not Applicable	1	Need More Time	0	Not Applicable	0	Not Applicable	1	Need More Time	0	Not Applicable	0	Not Applicable	2	0	Not Applicable	1	YES
1	1	2855	BROADWAY	1/18/2018	1/18/2018	Not Applicable	Rain	N	0	0	0	Not Applicable	1	Enforcement Escalated	0	Not Applicable	0	Not Applicable	1	Enforcement Escalated	0	Not Applicable	1	Not Applicable	3	1	YES	0	Not Applicable
1	1	3000	BROADWAY	10/12/2017	10/12/2017	Not Applicable	Clear	N	0	0	0	Not Applicable	0	Not Applicable	0	Not Applicable	0	Not Applicable	0	Not Applicable	0	Not Applicable	0	Not Applicable	0	0	Not Applicable	0	Not Applicable
1	See Above	3000	BROADWAY	See Above	6/22/2018	Not Applicable	Clear	N	See Above	See Above	0	Not Applicable	1	Need More Time	0	Not Applicable	0	Not Applicable	1	Need More Time	0	Not Applicable	0	Not Applicable	1	1	YES	0	Not Applicable
1	1	3093	BROADWAY	3/5/2018	3/5/2018	Not Applicable	Clear	N	1	0	0	Not Applicable	0	Not Applicable	0	Not Applicable	0	Not Applicable	0	Not Applicable	0	Not Applicable	0	Not Applicable	0	0	Not Applicable	0	Not Applicable
1	1	4242	BROADWAY	7/12/2017	7/12/2017	Not Applicable	Clear	N	0	0	0	Not Applicable	0	Not Applicable	0	Not Applicable	0	Not Applicable	0	Not Applicable	0	Not Applicable	0	Not Applicable	0	0	Not Applicable	0	Not Applicable
1	See Above	4242	BROADWAY	See Above	7/12/2017	Not Applicable	Clear	N	See Above	See Above	0	Not Applicable	0	Not Applicable	0	Not Applicable	0	Not Applicable	0	Not Applicable	0	Not Applicable	0	Not Applicable	0	0	Not Applicable	0	Not Applicable
1	1	4901	BROADWAY	5/2/2018	5/2/2018	Not Applicable	Clear	N	0	0	0	Not Applicable	0	Not Applicable	0	Not Applicable	0	Not Applicable	0	Not Applicable	0	Not Applicable	0	Not Applicable	0	0	Not Applicable	0	Not Applicable
1	1	4915	BROADWAY	5/2/2018	5/2/2018	Not Applicable	Clear	N	0	0	Prh aps	Not Applicable	0	Not Applicable	0	Not Applicable	0	Not Applicable	0	Not Applicable	0	Not Applicable	0	Not Applicable	0	0	Not Applicable	0	Not Applicable
1	1	4939	BROADWAY	5/2/2018	5/2/2018	Not Applicable	Clear	N	0	0	0	Not Applicable	0	Not Applicable	0	Not Applicable	0	Not Applicable	0	Not Applicable	0	Not Applicable	0	Not Applicable	0	0	Not Applicable	0	Not Applicable





**City of Oakland  
Summary of Construction Site Control Inspections  
Private Projects  
FY 2017-2018**

Enter 1 per inspection	Enter 1 for each site	Number	Site Name	DATE			Weather	Rain & Runoff Y/N	> 1 acre	Hillside avg Slope 20% Dist over 5Ksf Soil and < 1 acre	Problems and Resolution (Resolution Options: Problem Fixed, Need More Time, Escalate Enforcement)						Illicit Discharge (R19)	Comments (Problem & Resolution))	Enforcement Level (R21)	Violation Corrected? (Y/N/TBD)								
				First Inspection	Inspection	Site Fully Stabilized					Erosion (R13)	Sediment (R14)		Run-on & Runoff (R15)	Active Treatment (R16)	Site Mgt. (R17)				Non S/W Mgt (R18)	10 Days	30 Days						
												1	Enforcement Escalated			0							Not Applicable	0	Not Applicable	0	Not Applicable	
1	See Above	11	BURMA	See Above	4/29/2018	Not Applicable	Clear	N	See Above	See Above	0	Not Applicable	1	Enforcement Escalated	0	Not Applicable	0	Not Applicable	0	Not Applicable	0	Not Applicable	Date: 4/29/2018 Inspect 200 feet of 36 inch RCP pipe in the trench. OK for the contractor to start backfilling the trench. Construction vehicles are tracking sediment off site, the contractor will have to get a street sweeper to clean up the sediment. The contractor is required make the necessary corrections to his construction drive way to prevent tracking.	1	1	YES	0	Not Applicable
1	See Above	11	BURMA	See Above	5/1/2018	Not Applicable	Clear	N	See Above	See Above	0	Not Applicable	0	Not Applicable	0	Not Applicable	0	Not Applicable	0	Not Applicable	0	Not Applicable	Earlier issues resolved by this inspection	0	0	Not Applicable	0	Not Applicable
1	See Above	11	BURMA	See Above	5/2/2018	Not Applicable	Clear	N	See Above	See Above	0	Not Applicable	0	Not Applicable	0	Not Applicable	0	Not Applicable	0	Not Applicable	0	Not Applicable	No stormwater problems identified during inspection	0	0	Not Applicable	0	Not Applicable
1	See Above	11	BURMA	See Above	5/3/2018	Not Applicable	Clear	N	See Above	See Above	0	Not Applicable	0	Not Applicable	0	Not Applicable	0	Not Applicable	0	Not Applicable	0	Not Applicable	Met with the Supt. Walked the site inspecting (7) newly poured concrete collars around 36" RCP pipes connecting to curb boxes and one new man hole. OK to start back filling the trenches The contractor is running a water buffalo and street sweeper for erosion controls.	0	0	Not Applicable	0	Not Applicable
1	See Above	11	BURMA	See Above	5/4/2018	Not Applicable	Clear	N	See Above	See Above	0	Not Applicable	1	Enforcement Escalated	0	Not Applicable	0	Not Applicable	0	Not Applicable	0	Not Applicable	Date: 5/4/2018 Construction vehicles are tracking sediment off site. Gave the Contractor a Correction Notice remove all sediment from the street. Inspect 250 ft. of 36" RCP pipe installed in the trench, OK to back fill. See attached Correction Notice.	2	1	YES	0	Not Applicable
1	See Above	11	BURMA	See Above	5/8/2018	Not Applicable	Clear	N	See Above	See Above	0	Not Applicable	0	Not Applicable	0	Not Applicable	0	Not Applicable	0	Not Applicable	0	Not Applicable	No stormwater problems identified during inspection	0	0	Not Applicable	0	Not Applicable
1	See Above	11	BURMA	See Above	5/9/2018	Not Applicable	Clear	N	See Above	See Above	0	Not Applicable	0	Not Applicable	0	Not Applicable	0	Not Applicable	0	Not Applicable	0	Not Applicable	No stormwater problems identified during inspection	0	0	Not Applicable	0	Not Applicable
1	See Above	11	BURMA	See Above	5/11/2018	Not Applicable	Clear	N	See Above	See Above	0	Not Applicable	0	Not Applicable	0	Not Applicable	0	Not Applicable	0	Not Applicable	0	Not Applicable	No stormwater problems identified during inspection	0	0	Not Applicable	0	Not Applicable
1	See Above	11	BURMA	See Above	5/15/2018	Not Applicable	Clear	N	See Above	See Above	0	Not Applicable	1	Enforcement Escalated	0	Not Applicable	0	Not Applicable	0	Not Applicable	0	Not Applicable	Date: 5/15/2018 Inspect erosion controls. Construction vehicles are tracking sediment off site. The contractor needs a street sweeper to remove all the sediment. Inspect contractor back filling around storm drain pipes.	1	1	YES	0	Not Applicable
1	See Above	11	BURMA	See Above	5/16/2018	Not Applicable	Clear	N	See Above	See Above	0	Not Applicable	0	Not Applicable	0	Not Applicable	0	Not Applicable	0	Not Applicable	0	Not Applicable	No stormwater problems identified during inspection	0	0	Not Applicable	0	Not Applicable
1	See Above	11	BURMA	See Above	5/21/2018	Not Applicable	Clear	N	See Above	See Above	0	Not Applicable	0	Not Applicable	0	Not Applicable	0	Not Applicable	0	Not Applicable	0	Not Applicable	Inspect contractor back filling trenches and erosion controls, OK.	0	0	Not Applicable	0	Not Applicable
1	See Above	11	BURMA	See Above	6/7/2018	Not Applicable	Clear	N	See Above	See Above	0	Not Applicable	0	Not Applicable	0	Not Applicable	0	Not Applicable	0	Not Applicable	0	Not Applicable	No stormwater problems identified during inspection	0	0	Not Applicable	0	Not Applicable
1	See Above	11	BURMA	See Above	6/8/2018	Not Applicable	Clear	N	See Above	See Above	0	Not Applicable	0	Not Applicable	0	Not Applicable	0	Not Applicable	0	Not Applicable	0	Not Applicable	No stormwater problems identified during inspection	0	0	Not Applicable	0	Not Applicable
1	See Above	11	BURMA	See Above	6/8/2018	Not Applicable	Clear	N	See Above	See Above	0	Not Applicable	0	Not Applicable	0	Not Applicable	0	Not Applicable	0	Not Applicable	0	Not Applicable	No stormwater problems identified during inspection	0	0	Not Applicable	0	Not Applicable
1	See Above	11	BURMA	See Above	6/11/2018	Not Applicable	Clear	N	See Above	See Above	0	Not Applicable	0	Not Applicable	0	Not Applicable	0	Not Applicable	0	Not Applicable	0	Not Applicable	No stormwater problems identified during inspection	0	0	Not Applicable	0	Not Applicable
1	See Above	11	BURMA	See Above	6/12/2018	Not Applicable	Clear	N	See Above	See Above	0	Not Applicable	0	Not Applicable	0	Not Applicable	0	Not Applicable	0	Not Applicable	0	Not Applicable	No stormwater problems identified during inspection	0	0	Not Applicable	0	Not Applicable
1	See Above	11	BURMA	See Above	6/13/2018	Not Applicable	Clear	N	See Above	See Above	0	Not Applicable	0	Not Applicable	0	Not Applicable	1	Problem Fixed	0	Not Applicable	0	Not Applicable	Inspect storm drain pipes trench back fill on the rear left side of the construction site on Maritime St. Reattach the green silt screen fabric to the construction fence on Maritime St. The contractor is just getting started on grouting the insides of the catch basins around the 30" & 20" pipes.	1	1	YES	0	Not Applicable
1	See Above	11	BURMA	See Above	6/14/2018	Not Applicable	Clear	N	See Above	See Above	0	Not Applicable	0	Not Applicable	0	Not Applicable	0	Not Applicable	0	Not Applicable	0	Not Applicable	No stormwater problems identified during inspection	0	0	Not Applicable	0	Not Applicable
1	See Above	11	BURMA	See Above	6/19/2018	Not Applicable	Clear	N	See Above	See Above	0	Not Applicable	0	Not Applicable	0	Not Applicable	0	Not Applicable	0	Not Applicable	0	Not Applicable	No stormwater problems identified during inspection	0	0	Not Applicable	0	Not Applicable
1	1	4868	CALAVERAS	7/14/2017	7/14/2017	Not Applicable	Clear	N	0	0	0	Not Applicable	0	Not Applicable	0	Not Applicable	0	Not Applicable	0	Not Applicable	0	Not Applicable	No stormwater problems identified during inspection	0	0	Not Applicable	0	Not Applicable
1	See Above	4868	CALAVERAS	See Above	7/18/2017	Not Applicable	Clear	N	See Above	See Above	0	Not Applicable	0	Not Applicable	0	Not Applicable	0	Not Applicable	0	Not Applicable	0	Not Applicable	No stormwater problems identified during inspection	0	0	Not Applicable	0	Not Applicable
1	See Above	4868	CALAVERAS	See Above	7/26/2017	Not Applicable	Clear	N	See Above	See Above	0	Not Applicable	0	Not Applicable	0	Not Applicable	0	Not Applicable	0	Not Applicable	0	Not Applicable	No stormwater problems identified during inspection	0	0	Not Applicable	0	Not Applicable
1	See Above	4868	CALAVERAS	See Above	7/31/2017	Not Applicable	Clear	N	See Above	See Above	0	Not Applicable	0	Not Applicable	0	Not Applicable	0	Not Applicable	0	Not Applicable	0	Not Applicable	No stormwater problems identified during inspection	0	0	Not Applicable	0	Not Applicable

**City of Oakland  
Summary of Construction Site Control Inspections  
Private Projects  
FY 2017-2018**

Enter 1 per inspection	Enter 1 for each site	Number	Site Name	DATE			Weather	Rain & Runoff Y/N	> 1 acre	Hillside avg Slope 20% Dist over 5Ksf Soil and < 1 acre	Problems and Resolution (Resolution Options: Problem Fixed,Need More Time, Escalate Enforcement)							Illicit Discharge (R19)	Comments (Problem & Resolution))	Enforcement Level (R21)	Violation Corrected? (Y/N/TBD)							
				First Inspection	Inspection	Site Fully Stabilized					Erosion (R13)	Sediment (R14)		Run-on & Runoff (R15)		Active Treatment (R16)					Site Mgt. (R17)		Non S/W Mgt (R18)	10 Days	30 Days			
												0	1	0	1	0	1				0	1			0	1	0	1
1	See Above	4868	CALAVERAS	See Above	8/2/2017	Not Applicable	Clear	N	See Above	See Above	0	Not Applicable	0	Not Applicable	0	Not Applicable	0	Not Applicable	0	Not Applicable	0	Not Applicable	No stormwater problems identified during inspection	0	0	Not Applicable	0	Not Applicable
1	See Above	4868	CALAVERAS	See Above	8/3/2017	Not Applicable	Clear	N	See Above	See Above	0	Not Applicable	0	Not Applicable	0	Not Applicable	0	Not Applicable	0	Not Applicable	0	Not Applicable	No stormwater problems identified during inspection	0	0	Not Applicable	0	Not Applicable
1	See Above	4868	CALAVERAS	See Above	8/9/2017	Not Applicable	Clear	N	See Above	See Above	0	Not Applicable	0	Not Applicable	0	Not Applicable	0	Not Applicable	0	Not Applicable	0	Not Applicable	No stormwater problems identified during inspection	0	0	Not Applicable	0	Not Applicable
1	See Above	4868	CALAVERAS	See Above	8/10/2017	Not Applicable	Clear	N	See Above	See Above	0	Not Applicable	0	Not Applicable	0	Not Applicable	0	Not Applicable	0	Not Applicable	0	Not Applicable	No stormwater problems identified during inspection	0	0	Not Applicable	0	Not Applicable
1	See Above	4868	CALAVERAS	See Above	8/18/2017	Not Applicable	Clear	N	See Above	See Above	0	Not Applicable	0	Not Applicable	0	Not Applicable	0	Not Applicable	0	Not Applicable	0	Not Applicable	No stormwater problems identified during inspection	0	0	Not Applicable	0	Not Applicable
1	See Above	4868	CALAVERAS	See Above	8/21/2017	Not Applicable	Clear	N	See Above	See Above	0	Not Applicable	0	Not Applicable	0	Not Applicable	0	Not Applicable	0	Not Applicable	0	Not Applicable	No stormwater problems identified during inspection	0	0	Not Applicable	0	Not Applicable
1	See Above	4868	CALAVERAS	See Above	8/22/2017	Not Applicable	Clear	N	See Above	See Above	0	Not Applicable	0	Not Applicable	0	Not Applicable	0	Not Applicable	0	Not Applicable	0	Not Applicable	No stormwater problems identified during inspection	0	0	Not Applicable	0	Not Applicable
1	See Above	4868	CALAVERAS	See Above	8/24/2017	Not Applicable	Clear	N	See Above	See Above	0	Not Applicable	0	Not Applicable	0	Not Applicable	0	Not Applicable	0	Not Applicable	0	Not Applicable	No stormwater problems identified during inspection	0	0	Not Applicable	0	Not Applicable
1	See Above	4868	CALAVERAS	See Above	8/25/2017	Not Applicable	Clear	N	See Above	See Above	0	Not Applicable	0	Not Applicable	0	Not Applicable	0	Not Applicable	0	Not Applicable	0	Not Applicable	No stormwater problems identified during inspection	0	0	Not Applicable	0	Not Applicable
1	See Above	4868	CALAVERAS	See Above	8/29/2017	Not Applicable	Clear	N	See Above	See Above	0	Not Applicable	0	Not Applicable	0	Not Applicable	0	Not Applicable	0	Not Applicable	0	Not Applicable	No stormwater problems identified during inspection	0	0	Not Applicable	0	Not Applicable
1	See Above	4868	CALAVERAS	See Above	8/30/2017	Not Applicable	Clear	N	See Above	See Above	0	Not Applicable	0	Not Applicable	0	Not Applicable	0	Not Applicable	0	Not Applicable	0	Not Applicable	No stormwater problems identified during inspection	0	0	Not Applicable	0	Not Applicable
1	See Above	4868	CALAVERAS	See Above	8/31/2017	Not Applicable	Clear	N	See Above	See Above	0	Not Applicable	0	Not Applicable	0	Not Applicable	0	Not Applicable	0	Not Applicable	0	Not Applicable	No stormwater problems identified during inspection	0	0	Not Applicable	0	Not Applicable
1	See Above	4868	CALAVERAS	See Above	9/8/2017	Not Applicable	Clear	N	See Above	See Above	0	Not Applicable	0	Not Applicable	0	Not Applicable	0	Not Applicable	0	Not Applicable	0	Not Applicable	No stormwater problems identified during inspection	0	0	Not Applicable	0	Not Applicable
1	See Above	4868	CALAVERAS	See Above	2/26/2018	Not Applicable	Rain	N	See Above	See Above	0	Not Applicable	0	Not Applicable	0	Not Applicable	0	Not Applicable	0	Not Applicable	0	Not Applicable	No stormwater problems identified during inspection	0	0	Not Applicable	0	Not Applicable
1	See Above	4868	CALAVERAS	See Above	5/15/2018	Not Applicable	Clear	N	See Above	See Above	0	Not Applicable	0	Not Applicable	0	Not Applicable	0	Not Applicable	0	Not Applicable	0	Not Applicable	No stormwater problems identified during inspection	0	0	Not Applicable	0	Not Applicable
1	See Above	4868	CALAVERAS	See Above	5/21/2018	Not Applicable	Clear	N	See Above	See Above	0	Not Applicable	0	Not Applicable	0	Not Applicable	0	Not Applicable	0	Not Applicable	0	Not Applicable	No stormwater problems identified during inspection	0	0	Not Applicable	0	Not Applicable
1	1	13643	CAMPUS	8/21/2017	8/21/2017	Not Applicable	Clear	N	0	0	0	Not Applicable	0	Not Applicable	0	Not Applicable	0	Not Applicable	0	Not Applicable	0	Not Applicable	No stormwater problems identified during inspection	0	0	Not Applicable	0	Not Applicable
1	See Above	13643	CAMPUS	See Above	8/25/2017	Not Applicable	Clear	N	See Above	0	0	Not Applicable	0	Not Applicable	0	Not Applicable	1	Problem Fixed	0	Not Applicable	0	Not Applicable	Date: 8/24/2017 I went out to the site and notice there is some debris in a V trench adjacent to the work site I instructed the contractor to clear this area and submit the correct engineers letter before I sign off the grading permit.	1	1	YES	0	Not Applicable
1	See Above	13643	CAMPUS	See Above	10/5/2017	Not Applicable	Clear	N	See Above	0	0	Not Applicable	0	Not Applicable	0	Not Applicable	0	Not Applicable	0	Not Applicable	0	Not Applicable	No stormwater problems identified during inspection	0	0	Not Applicable	0	Not Applicable
1	1	50	CARISBROOK	10/2/2017	10/2/2017	Not Applicable	Clear	N	0	1	0	Not Applicable	0	Not Applicable	0	Not Applicable	0	Not Applicable	0	Not Applicable	0	Not Applicable	Pre- construction meeting with owner Adam and Sub-contractor Gordon. The owner has started cutting down all the large trees on the construction site. Before starting to cut into the hill side, contractor must install erosion controls first. Approved traffic control plan required with signs and two flagmen to direct traffic. Trucks can not track sediment off site on the streets at any time, clean up immediately required. The owner plans to have all of the grading work done before Oct 15,2017, including pier drilling	0	0	Not Applicable	0	Not Applicable
1	See Above	50	CARISBROOK	See Above	11/10/2017	Not Applicable	Rain	N	See Above	See Above	0	Not Applicable	1	Problem Fixed	0	Not Applicable	1	Problem Fixed	0	Not Applicable	0	Not Applicable	Inspect erosion controls,hillside covering is preventing sediment from runoffs into the street on Exeter Dr.. Contractor installed 12" waddle rolls to prevent sediment from reaching the storm drain catch basin while washing down the the street. Contractor is removing the sediment from the road side, no curb or gutters on this street. The contractor only installed delineators and yellow caution tape to secure construction area on Crisbrook Ln. No good. Install Orange netting temporarily until a cyclone construction fence can be installed.	1	1	YES	0	Not Applicable

**City of Oakland  
Summary of Construction Site Control Inspections  
Private Projects  
FY 2017-2018**

Enter 1 per inspection	Enter 1 for each site	Number	Site Name	DATE			Weather	Rain & Runoff Y/N	> 1 acre	Hillside avg Slope 20% Dist over 5Ksf Soil and < 1 acre	Problems and Resolution (Resolution Options: Problem Fixed, Need More Time, Escalate Enforcement)							Illicit Discharge (R19)	Comments (Problem & Resolution))	Enforcement Level (R21)	Violation Corrected? (Y/N/TBD)									
				First Inspection	Inspection	Site Fully Stabilized					Erosion (R13)	Sediment (R14)		Run-on & Runoff (R15)	Active Treatment (R16)		Site Mgt. (R17)				Non S/W Mgt (R18)	10 Days	30 Days							
												0	1		0	1	0							1	0	1				
1	See Above	50	CARISBROOK	See Above	11/13/2017	Not Applicable	Rain	N	See Above	See Above	0	Not Applicable	0	Not Applicable	1	Problem Fixed	1	Problem Fixed	1	Problem Fixed	0	Not Applicable	1	Problem Fixed	1	Problem Fixed	1	YES	0	Not Applicable
1	1	1700	CASTRO	1/5/2018	1/5/2018	Not Applicable	Rain	N	0	0	0	Not Applicable	0	Not Applicable	0	Not Applicable	0	Not Applicable	0	Not Applicable	0	Not Applicable	0	Not Applicable	0	Not Applicable	0	Not Applicable	0	Not Applicable
1	See Above	1700	CASTRO	See Above	3/14/2018	Not Applicable	Rain	N	See Above	See Above	0	Not Applicable	0	Not Applicable	0	Not Applicable	0	Not Applicable	0	Not Applicable	0	Not Applicable	0	Not Applicable	0	Not Applicable	0	Not Applicable	0	Not Applicable
1	1	3030	CHAPMAN	12/28/2017	12/28/2017	Not Applicable	Clear	N	0	0	0	Not Applicable	0	Not Applicable	0	Not Applicable	0	Not Applicable	0	Not Applicable	0	Not Applicable	0	Not Applicable	0	Not Applicable	0	Not Applicable	0	Not Applicable
1	See Above	3030	CHAPMAN	See Above	1/3/2018	Not Applicable	Rain	N	See Above	See Above	0	Not Applicable	0	Not Applicable	0	Not Applicable	0	Not Applicable	0	Not Applicable	0	Not Applicable	0	Not Applicable	0	Not Applicable	0	Not Applicable	0	Not Applicable
1	See Above	3030	CHAPMAN	See Above	1/9/2018	Not Applicable	Rain	N	See Above	See Above	0	Not Applicable	1	Problem Fixed	0	Not Applicable	0	Not Applicable	0	Not Applicable	0	Not Applicable	0	Not Applicable	1	Problem Fixed	1	Yes	0	Not Applicable
1	See Above	3030	CHAPMAN	See Above	1/11/2018	Not Applicable	Wet	N	See Above	See Above	0	Not Applicable	0	Not Applicable	0	Not Applicable	0	Not Applicable	0	Not Applicable	0	Not Applicable	0	Not Applicable	0	Not Applicable	0	Not Applicable	0	Not Applicable
1	See Above	3030	CHAPMAN	See Above	1/12/2018	Not Applicable	Clear	N	See Above	See Above	0	Not Applicable	0	Not Applicable	0	Not Applicable	0	Not Applicable	0	Not Applicable	0	Not Applicable	0	Not Applicable	0	Not Applicable	0	Not Applicable	0	Not Applicable
1	See Above	3030	CHAPMAN	See Above	1/30/2018	Not Applicable	Clear	N	See Above	See Above	0	Not Applicable	0	Not Applicable	0	Not Applicable	0	Not Applicable	0	Not Applicable	0	Not Applicable	0	Not Applicable	0	Not Applicable	0	Not Applicable	0	Not Applicable
1	See Above	3030	CHAPMAN	See Above	1/31/2018	Not Applicable	Clear	N	See Above	See Above	0	Not Applicable	0	Not Applicable	0	Not Applicable	0	Not Applicable	0	Not Applicable	0	Not Applicable	0	Not Applicable	0	Not Applicable	0	Not Applicable	0	Not Applicable
1	See Above	3030	CHAPMAN	See Above	2/18/2018	Not Applicable	Clear	N	See Above	See Above	0	Not Applicable	0	Not Applicable	0	Not Applicable	0	Not Applicable	0	Not Applicable	0	Not Applicable	0	Not Applicable	0	Not Applicable	0	Not Applicable	0	Not Applicable
1	See Above	3030	CHAPMAN	See Above	4/4/2018	Not Applicable	Clear	N	See Above	See Above	0	Not Applicable	0	Not Applicable	0	Not Applicable	0	Not Applicable	0	Not Applicable	0	Not Applicable	0	Not Applicable	0	Not Applicable	0	Not Applicable	0	Not Applicable
1	See Above	3030	CHAPMAN	See Above	4/10/2018	Not Applicable	Clear	N	See Above	See Above	0	Not Applicable	0	Not Applicable	0	Not Applicable	0	Not Applicable	0	Not Applicable	0	Not Applicable	0	Not Applicable	0	Not Applicable	0	Not Applicable	0	Not Applicable
1	See Above	3030	CHAPMAN	See Above	4/11/2018	Not Applicable	Rain	N	See Above	See Above	0	Not Applicable	1	Y	0	Not Applicable	0	Not Applicable	0	Not Applicable	0	Not Applicable	0	Not Applicable	1	Problem Fixed	1	YES	0	Not Applicable
1	See Above	3030	CHAPMAN	See Above	4/13/2018	Not Applicable	Clear	N	See Above	See Above	0	Not Applicable	0	Not Applicable	0	Not Applicable	0	Not Applicable	0	Not Applicable	0	Not Applicable	0	Not Applicable	0	Not Applicable	0	Not Applicable	0	Not Applicable
1	See Above	3030	CHAPMAN	See Above	4/16/2018	Not Applicable	Clear	N	See Above	See Above	0	Not Applicable	0	Not Applicable	0	Not Applicable	0	Not Applicable	0	Not Applicable	0	Not Applicable	0	Not Applicable	0	Not Applicable	0	Not Applicable	0	Not Applicable
1	See Above	3030	CHAPMAN	See Above	4/17/2018	Not Applicable	Clear	N	See Above	See Above	0	Not Applicable	0	Not Applicable	0	Not Applicable	0	Not Applicable	0	Not Applicable	0	Not Applicable	0	Not Applicable	0	Not Applicable	0	Not Applicable	0	Not Applicable
1	See Above	3030	CHAPMAN	See Above	4/18/2018	Not Applicable	Clear	N	See Above	See Above	0	Not Applicable	0	Not Applicable	0	Not Applicable	0	Not Applicable	0	Not Applicable	0	Not Applicable	0	Not Applicable	0	Not Applicable	0	Not Applicable	0	Not Applicable
1	See Above	3030	CHAPMAN	See Above	4/19/2018	Not Applicable	Clear	N	See Above	See Above	0	Not Applicable	0	Not Applicable	0	Not Applicable	0	Not Applicable	0	Not Applicable	0	Not Applicable	0	Not Applicable	0	Not Applicable	0	Not Applicable	0	Not Applicable
1	See Above	3030	CHAPMAN	See Above	4/20/2018	Not Applicable	Clear	N	See Above	See Above	0	Not Applicable	0	Not Applicable	0	Not Applicable	0	Not Applicable	0	Not Applicable	0	Not Applicable	0	Not Applicable	0	Not Applicable	0	Not Applicable	0	Not Applicable
1	See Above	3030	CHAPMAN	See Above	4/23/2018	Not Applicable	Clear	N	See Above	See Above	0	Not Applicable	0	Not Applicable	0	Not Applicable	0	Not Applicable	0	Not Applicable	0	Not Applicable	0	Not Applicable	0	Not Applicable	0	Not Applicable	0	Not Applicable

**City of Oakland**  
**Summary of Construction Site Control Inspections**  
**Private Projects**  
**FY 2017-2018**

Enter 1 per inspection	Enter 1 for each site	Number	Site Name	DATE			Weather	Rain & Runoff Y/N	> 1 acre	Hillside avg Slope 20% Dist over 5Ksf Soil and < 1 acre	Problems and Resolution (Resolution Options: Problem Fixed, Need More Time, Escalate Enforcement)						Illicit Discharge (R19)	Comments (Problem & Resolution))	Enforcement Level (R21)	Violation Corrected? (Y/N/TBD)																								
				First Inspection	Inspection	Site Fully Stabilized					Erosion (R13)	Sediment (R14)		Run-on & Runoff (R15)	Active Treatment (R16)	Site Mgt. (R17)				Non S/W Mgt (R18)	10 Days	30 Days																						
1	See Above	3030	CHAPMAN	See Above	4/29/2018	Not Applicable	Clear	N	See Above	See Above	0	Not Applicable	0	Not Applicable	0	Not Applicable	0	Not Applicable	0	Not Applicable	0	Not Applicable	0	Not Applicable	0	Not Applicable	0	Not Applicable	0	Not Applicable	0	Not Applicable	0	Not Applicable	0	Not Applicable	Date: 4/29/2018 Met with acting construction superintendent Tim. The construction site needs to maintain a second exit from the building through the rear garage exit area onto E.7th St. Install a construction fence along the bottom pedestrian pathway keeping pedestrians away from the construction work site. A correction notice was given to the contractor. No stormwater issues observed	0	0	Not Applicable	0	Not Applicable		
1	See Above	3030	CHAPMAN	See Above	5/23/2018	Not Applicable	Clear	N	See Above	See Above	0	Not Applicable	0	Not Applicable	0	Not Applicable	0	Not Applicable	0	Not Applicable	0	Not Applicable	0	Not Applicable	0	Not Applicable	0	Not Applicable	0	Not Applicable	0	Not Applicable	0	Not Applicable	No C6 stormwater problems identified during inspection.	0	0	Not Applicable	0	Not Applicable				
1	See Above	3030	CHAPMAN	See Above	5/23/2018	Not Applicable	Clear	N	See Above	See Above	0	Not Applicable	0	Not Applicable	0	Not Applicable	0	Not Applicable	0	Not Applicable	0	Not Applicable	0	Not Applicable	0	Not Applicable	0	Not Applicable	0	Not Applicable	0	Not Applicable	0	Not Applicable	0	Not Applicable	Prevent all erosion conditions before they get started on the sloping soil banks. No C6 stormwater problems identified during inspection. Only preventative measures required before getting started.	0	0	Not Applicable	0	Not Applicable		
1	See Above	3030	CHAPMAN	See Above	5/24/2018	Not Applicable	Clear	N	See Above	See Above	0	Not Applicable	0	Not Applicable	0	Not Applicable	0	Not Applicable	0	Not Applicable	0	Not Applicable	0	Not Applicable	0	Not Applicable	0	Not Applicable	0	Not Applicable	0	Not Applicable	0	Not Applicable	0	Not Applicable	No C6 stormwater problems identified during inspection.	0	0	Not Applicable	0	Not Applicable		
1	See Above	3030	CHAPMAN	See Above	5/30/2018	Not Applicable	Clear	N	See Above	See Above	0	Not Applicable	0	Not Applicable	0	Not Applicable	0	Not Applicable	0	Not Applicable	0	Not Applicable	0	Not Applicable	0	Not Applicable	0	Not Applicable	0	Not Applicable	0	Not Applicable	0	Not Applicable	0	Not Applicable	No C6 stormwater problems identified during inspection.	0	0	Not Applicable	0	Not Applicable		
1	1	6858	CHARING CROSS	10/23/2017	10/23/2017	Not Applicable	Clear	N	0	1	0	Not Applicable	0	Not Applicable	0	Not Applicable	0	Not Applicable	0	Not Applicable	0	Not Applicable	0	Not Applicable	0	Not Applicable	0	Not Applicable	0	Not Applicable	0	Not Applicable	0	Not Applicable	0	Not Applicable	No C6 stormwater problems identified during inspection.	0	0	Not Applicable	0	Not Applicable		
1	1	6015	CHELTON	8/25/2017	8/25/2017	Not Applicable	Clear	N	0	1	0	Not Applicable	0	Not Applicable	0	Not Applicable	0	Not Applicable	0	Not Applicable	0	Not Applicable	0	Not Applicable	0	Not Applicable	0	Not Applicable	0	Not Applicable	0	Not Applicable	0	Not Applicable	0	Not Applicable	No C6 stormwater problems identified during inspection.	0	0	Not Applicable	0	Not Applicable		
1	See Above	6015	CHELTON	See Above	9/11/2017	Not Applicable	Rain	N	See Above	See Above	0	Not Applicable	0	Not Applicable	0	Not Applicable	0	Not Applicable	0	Not Applicable	0	Not Applicable	0	Not Applicable	0	Not Applicable	0	Not Applicable	0	Not Applicable	0	Not Applicable	0	Not Applicable	0	Not Applicable	No C6 stormwater problems identified during inspection.	0	0	Not Applicable	0	Not Applicable		
1	See Above	6015	CHELTON	See Above	9/12/2017	Not Applicable	Clear	N	See Above	See Above	0	Not Applicable	0	Not Applicable	0	Not Applicable	0	Not Applicable	0	Not Applicable	0	Not Applicable	0	Not Applicable	0	Not Applicable	0	Not Applicable	0	Not Applicable	0	Not Applicable	0	Not Applicable	0	Not Applicable	No C6 stormwater problems identified during inspection.	0	0	Not Applicable	0	Not Applicable		
1	1	1150	CLAY	4/20/2018	4/20/2018	Not Applicable	Clear	N	0	0	0	Not Applicable	0	Not Applicable	0	Not Applicable	0	Not Applicable	0	Not Applicable	0	Not Applicable	0	Not Applicable	0	Not Applicable	0	Not Applicable	0	Not Applicable	0	Not Applicable	0	Not Applicable	0	Not Applicable	No C6 stormwater problems identified during inspection.	0	0	Not Applicable	0	Not Applicable		
1	1	5727	COLLEGE	5/15/2018	5/15/2018	Not Applicable	Clear	N	0	0	0	Not Applicable	0	Not Applicable	0	Not Applicable	0	Not Applicable	0	Not Applicable	0	Not Applicable	0	Not Applicable	0	Not Applicable	0	Not Applicable	0	Not Applicable	0	Not Applicable	0	Not Applicable	0	Not Applicable	No C6 stormwater problems identified during inspection.	0	0	Not Applicable	0	Not Applicable		
1	1	6029	Contra Costa	3/1/2018	3/1/2018	Not Applicable	Rain	N	0	0	0	Not Applicable	0	Not Applicable	0	Not Applicable	0	Not Applicable	0	Not Applicable	0	Not Applicable	0	Not Applicable	0	Not Applicable	0	Not Applicable	0	Not Applicable	0	Not Applicable	0	Not Applicable	0	Not Applicable	No C6 stormwater problems identified during inspection.	0	0	Not Applicable	0	Not Applicable		
1	See Above	6029	Contra Costa	See Above	3/5/2018	Not Applicable	Clear	N	See Above	See Above	0	Not Applicable	0	Not Applicable	0	Not Applicable	0	Not Applicable	0	Not Applicable	0	Not Applicable	0	Not Applicable	0	Not Applicable	0	Not Applicable	0	Not Applicable	0	Not Applicable	0	Not Applicable	0	Not Applicable	0	Not Applicable	Contractor cancelled inspection.	0	0	Not Applicable	0	Not Applicable
1	See Above	6029	Contra Costa	See Above	3/9/2018	Not Applicable	Wet	N	See Above	See Above	0	Not Applicable	0	Not Applicable	0	Not Applicable	1	Enforcement Escalated	0	Not Applicable	0	Not Applicable	0	Not Applicable	0	Not Applicable	0	Not Applicable	0	Not Applicable	0	Not Applicable	0	Not Applicable	0	Not Applicable	No C6 stormwater problems identified during inspection.	1	1	YES	0	Not Applicable		
1	1	1905	DENNISON	10/19/2017	10/19/2017	Not Applicable	Rain	N	0	0	0	Not Applicable	0	Not Applicable	0	Not Applicable	0	Not Applicable	0	Not Applicable	0	Not Applicable	0	Not Applicable	0	Not Applicable	0	Not Applicable	0	Not Applicable	0	Not Applicable	0	Not Applicable	0	Not Applicable	No C6 stormwater problems identified during inspection.	0	0	Not Applicable	0	Not Applicable		
1	See Above	1905	DENNISON	See Above	11/14/2017	Not Applicable	Clear	N	See Above	See Above	0	Not Applicable	0	Not Applicable	0	Not Applicable	0	Not Applicable	0	Not Applicable	0	Not Applicable	0	Not Applicable	0	Not Applicable	0	Not Applicable	0	Not Applicable	0	Not Applicable	0	Not Applicable	0	Not Applicable	No C6 stormwater problems identified during inspection.	0	0	Not Applicable	0	Not Applicable		
1	See Above	1905	DENNISON	See Above	1/25/2018	Not Applicable	Wet	N	See Above	See Above	0	Not Applicable	0	Not Applicable	0	Not Applicable	0	Not Applicable	0	Not Applicable	0	Not Applicable	0	Not Applicable	0	Not Applicable	0	Not Applicable	0	Not Applicable	0	Not Applicable	0	Not Applicable	0	Not Applicable	No C6 stormwater problems identified during inspection.	0	0	Not Applicable	0	Not Applicable		
1	1	401	DERBY	7/18/2017	7/18/2017	Not Applicable	Clear	N	0	0	0	Not Applicable	0	Not Applicable	0	Not Applicable	0	Not Applicable	0	Not Applicable	0	Not Applicable	0	Not Applicable	0	Not Applicable	0	Not Applicable	0	Not Applicable	0	Not Applicable	0	Not Applicable	0	Not Applicable	No C6 stormwater problems identified during inspection.	0	0	Not Applicable	0	Not Applicable		
1	See Above	401	DERBY	See Above	7/20/2017	Not Applicable	Clear	N	See Above	See Above	0	Not Applicable	0	Not Applicable	0	Not Applicable	0	Not Applicable	0	Not Applicable	0	Not Applicable	0	Not Applicable	0	Not Applicable	0	Not Applicable	0	Not Applicable	0	Not Applicable	0	Not Applicable	0	Not Applicable	No C6 stormwater problems identified during inspection.	0	0	Not Applicable	0	Not Applicable		
1	See Above	401	DERBY	See Above	8/7/2017	Not Applicable	Clear	N	See Above	See Above	0	Not Applicable	0	Not Applicable	0	Not Applicable	0	Not Applicable	0	Not Applicable	0	Not Applicable	0	Not Applicable	0	Not Applicable	0	Not Applicable	0	Not Applicable	0	Not Applicable	0	Not Applicable	0	Not Applicable	No C6 stormwater problems identified during inspection.	0	0	Not Applicable	0	Not Applicable		
1	See Above	401	DERBY	See Above	8/8/2017	Not Applicable	Clear	N	See Above	See Above	0	Not Applicable	0	Not Applicable	0	Not Applicable	0	Not Applicable	0	Not Applicable	0	Not Applicable	0	Not Applicable	0	Not Applicable	0	Not Applicable	0	Not Applicable	0	Not Applicable	0	Not Applicable	0	Not Applicable	No C6 stormwater problems identified during inspection.	0	0	Not Applicable	0	Not Applicable		
1	See Above	401	DERBY	See Above	8/10/2017	Not Applicable	Clear	N	See Above	See Above	0	Not Applicable	0	Not Applicable	0	Not Applicable	0	Not Applicable	0	Not Applicable	0	Not Applicable	0	Not Applicable	0	Not Applicable	0	Not Applicable	0	Not Applicable	0	Not Applicable	0	Not Applicable	0	Not Applicable	No C6 stormwater problems identified during inspection.	0	0	Not Applicable	0	Not Applicable		
1	See Above	401	DERBY	See Above	8/24/2017	Not Applicable	Clear	N	See Above	See Above	0	Not Applicable	0	Not Applicable	0	Not Applicable	0	Not Applicable	0	Not Applicable	0	Not Applicable	0	Not Applicable	0	Not Applicable	0	Not Applicable	0	Not Applicable	0	Not Applicable	0	Not Applicable	0	Not Applicable	No C6 stormwater problems identified during inspection.	0	0	Not Applicable	0	Not Applicable		
1	See Above	401	DERBY	See Above	8/30/2017	Not Applicable	Clear	N	See Above	See Above	0	Not Applicable	0	Not Applicable	0	Not Applicable	0	Not Applicable	0	Not Applicable	0	Not Applicable	0	Not Applicable	0	Not Applicable	0	Not Applicable	0	Not Applicable	0	Not Applicable	0	Not Applicable	0	Not Applicable	No C6 stormwater problems identified during inspection.	0	0	Not Applicable	0	Not Applicable		
1	See Above	401	DERBY	See Above	9/1/2017	Not Applicable	Clear	N	See Above	See Above	0	Not Applicable	0	Not Applicable	0	Not Applicable	0	Not Applicable	0	Not Applicable	0	Not Applicable	0	Not Applicable	0	Not Applicable	0	Not Applicable	0	Not Applicable	0	Not Applicable	0	Not Applicable	0	Not Applicable	No C6 stormwater problems identified during inspection.	0	0	Not Applicable	0	Not Applicable		
1	See Above	401	DERBY	See Above	9/7/2017	Not Applicable	Clear	N	See Above	See Above	0	Not Applicable	0	Not Applicable	0	Not Applicable	0	Not Applicable	0	Not Applicable	0	Not Applicable	0	Not Applicable	0	Not Applicable	0	Not Applicable	0	Not Applicable	0	Not Applicable	0	Not Applicable	0	Not Applicable	No C6 stormwater problems identified during inspection.	0	0	Not Applicable	0	Not Applicable		
1	See Above	401	DERBY	See Above	9/11/2017	Not Applicable	Rain	N	See Above	See Above	0	Not Applicable	0	Not Applicable	0	Not Applicable	0	Not Applicable	0	Not Applicable	0	Not Applicable	0	Not Applicable	0	Not Applicable	0	Not Applicable	0	Not Applicable	0	Not Applicable	0	Not Applicable	0	Not Applicable	No C6 stormwater problems identified during inspection.	0	0	Not Applicable	0	Not Applicable		
1	See Above	401	DERBY	See Above	9/12/2017	Not Applicable	Clear	N	See Above	See Above	0	Not Applicable	0	Not Applicable	0	Not Applicable	0	Not Applicable	0	Not Applicable	0	Not Applicable	0	Not Applicable	0	Not Applicable	0	Not Applicable	0	Not Applicable	0	Not Applicable	0	Not Applicable	0	Not Applicable	No C6 stormwater problems identified during inspection.	0	0	Not Applicable	0	Not Applicable		

**City of Oakland  
Summary of Construction Site Control Inspections  
Private Projects  
FY 2017-2018**

Enter 1 per inspection	Enter 1 for each site	Number	Site Name	DATE			Weather	Rain & Runoff Y/N	> 1 acre	Hillside avg Slope 20% Dist over 5Ksf Soil and < 1 acre	Problems and Resolution (Resolution Options: Problem Fixed, Need More Time, Escalate Enforcement)								Illicit Discharge (R19)	Comments (Problem & Resolution))	Enforcement Level (R21)	Violation Corrected? (Y/N/TBD)						
				First Inspection	Inspection	Site Fully Stabilized					Erosion (R13)	Sediment (R14)		Run-on & Runoff (R15)	Active Treatment (R16)	Site Mgt. (R17)		Non S/W Mgt (R18)				10 Days	30 Days					
												0	1			0	1						0	1	0	1		
1	See Above	401	DERBY	See Above	9/19/2017	Not Applicable	Clear	N	See Above	See Above	0	Not Applicable	0	Not Applicable	0	Not Applicable	0	Not Applicable	0	Not Applicable	0	Not Applicable	No C6 stormwater problems identified during inspection.	0	0	Not Applicable	0	Not Applicable
1	See Above	401	DERBY	See Above	10/24/2017	Not Applicable	Clear	N	See Above	See Above	0	Not Applicable	0	Not Applicable	0	Not Applicable	0	Not Applicable	0	Not Applicable	0	Not Applicable	No C6 stormwater problems identified during inspection.	0	0	Not Applicable	0	Not Applicable
1	See Above	401	DERBY	See Above	10/30/2017	Not Applicable	Clear	N	See Above	See Above	0	Not Applicable	0	Not Applicable	0	Not Applicable	0	Not Applicable	0	Not Applicable	0	Not Applicable	No C6 stormwater problems identified during inspection.	0	0	Not Applicable	0	Not Applicable
1	See Above	401	DERBY	See Above	11/6/2017	Not Applicable	Clear	N	See Above	See Above	0	Not Applicable	0	Not Applicable	0	Not Applicable	0	Not Applicable	0	Not Applicable	0	Not Applicable	No C6 stormwater problems identified during inspection.	0	0	Not Applicable	0	Not Applicable
1	See Above	401	DERBY	See Above	11/10/2017	Not Applicable	Rain	N	See Above	See Above	0	Not Applicable	0	Not Applicable	0	Not Applicable	0	Not Applicable	0	Not Applicable	0	Not Applicable	No C6 stormwater problems identified during inspection.	0	0	Not Applicable	0	Not Applicable
1	See Above	401	DERBY	See Above	12/15/2017	Not Applicable	Clear	N	See Above	See Above	0	Not Applicable	0	Not Applicable	0	Not Applicable	0	Not Applicable	0	Not Applicable	0	Not Applicable	No C6 stormwater problems identified during inspection.	0	0	Not Applicable	0	Not Applicable
1	See Above	401	DERBY	See Above	12/15/2017	Not Applicable	Clear	N	See Above	See Above	0	Not Applicable	0	Not Applicable	0	Not Applicable	0	Not Applicable	0	Not Applicable	0	Not Applicable	No C6 stormwater problems identified during inspection.	0	0	Not Applicable	0	Not Applicable
1	1	4964	DESMOND	5/2/2018	5/2/2018	Not Applicable	Clear	N	0	0	0	Not Applicable	0	Not Applicable	0	Not Applicable	0	Not Applicable	0	Not Applicable	0	Not Applicable	No C6 stormwater problems identified during inspection.	0	0	Not Applicable	0	Not Applicable
1	1	4974	DESMOND	See Above	5/2/2018	Not Applicable	Clear	N	0	0	0	Not Applicable	0	Not Applicable	0	Not Applicable	0	Not Applicable	0	Not Applicable	0	Not Applicable	No C6 stormwater problems identified during inspection.	0	0	Not Applicable	0	Not Applicable
1	1	7026	DEVON	11/17/2017	11/17/2017	Not Applicable	Wet	N	0	1	0	Not Applicable	0	Not Applicable	0	Not Applicable	0	Not Applicable	0	Not Applicable	0	Not Applicable	Date: 11/17/2017 Site has piles of unprotected soils and the driveway is unfinished and unprotected. A stop work was issued. Issue resolved within 10 days.	3	1	YES	0	Not Applicable
1	See Above	7026	DEVON	See Above	1/4/2018	Not Applicable	Rain	N	See Above	See Above	0	Not Applicable	0	Not Applicable	0	Not Applicable	0	Not Applicable	0	Not Applicable	0	Not Applicable	No C6 stormwater problems identified during inspection.	0	0	Not Applicable	0	Not Applicable
1	See Above	7026	DEVON	See Above	6/11/2018	Not Applicable	Clear	N	See Above	See Above	1	Problem Fixed	0	Not Applicable	0	Not Applicable	0	Not Applicable	0	Not Applicable	0	Not Applicable	Met with Project Rep Brooke. After walking the construction site, I explained to Brooke that the construction site was not ready for sign off. The Sub-contractor is still installing electrical conduits in the parking lane.. Asphalt paving needed to replace the steel plate in the parking lane with a berm in front of the new house. <b>No ground covering, plants or erosion controls around the site.</b>	1	1	Yes	0	Not Applicable
1	1	25	DIABLO	7/27/2017	7/27/2017	Not Applicable	Clear	N	0	1	0	Not Applicable	0	Not Applicable	0	Not Applicable	0	Not Applicable	0	Not Applicable	0	Not Applicable	No C6 stormwater problems identified during inspection.	0	0	Not Applicable	0	Not Applicable
1	1	3611	E 12TH	12/21/2017	12/21/2017	Not Applicable	Clear	N	1	0	0	Not Applicable	0	Not Applicable	0	Not Applicable	0	Not Applicable	0	Not Applicable	0	Not Applicable	No C6 stormwater problems identified during inspection.	0	0	Not Applicable	0	Not Applicable
1	See Above	3611	E 12TH	See Above	4/10/2018	Not Applicable	Clear	N	See Above	See Above	0	Not Applicable	0	Not Applicable	0	Not Applicable	0	Not Applicable	0	Not Applicable	0	Not Applicable	No C6 stormwater problems identified during inspection.	0	0	Not Applicable	0	Not Applicable
1	See Above	3611	E 12TH	See Above	4/26/2018	Not Applicable	Clear	N	See Above	See Above	0	Not Applicable	1	Enforcement Escalated	0	Not Applicable	0	Not Applicable	1	Enforcement Escalated	0	Not Applicable	Date: 4/26/2018 The following site corrections need to done by end of work today.  1) Close the construction gate closest to the construction trailer. This gate is tracking and doesn't have a construction driveway in place, options are to install a construction driveway and maintain from tracking.  2) Cover all soils piles on the site that are not in use during working hours and all piles at the end of each working day.  3) Install waddles along Construction fencing from the truck entrance where missing.  4) Clean and maintain pedestrian walkway On the back side of site between BART and construction fence.	1	1	YES	0	Not Applicable
1	See Above	3611	E 12TH	See Above	5/1/2018	Not Applicable	Clear	N	See Above	See Above	0	Not Applicable	0	Not Applicable	0	Not Applicable	0	Not Applicable	0	Not Applicable	0	Not Applicable	Grading Inspection-C-6's and BMP's are in place.	0	0	Not Applicable	0	Not Applicable
1	See Above	3611	E 12TH	See Above	5/1/2018	Not Applicable	Clear	N	See Above	See Above	0	Not Applicable	0	Not Applicable	0	Not Applicable	0	Not Applicable	0	Not Applicable	0	Not Applicable	Grading Inspection-C-6's and BMP's are in place.	0	0	Not Applicable	0	Not Applicable
1	See Above	3611	E 12TH	See Above	5/15/2018	Not Applicable	Clear	N	See Above	See Above	0	Not Applicable	0	Not Applicable	0	Not Applicable	0	Not Applicable	0	Not Applicable	0	Not Applicable	Grading Inspection-C-6's and BMP's are in place.	0	0	Not Applicable	0	Not Applicable

**City of Oakland  
Summary of Construction Site Control Inspections  
Private Projects  
FY 2017-2018**

Enter 1 per inspection	Enter 1 for each site	Number	Site Name	DATE			Weather	Rain & Runoff Y/N	> 1 acre	Hillside avg Slope 20% Dist over 5Ksf Soil and < 1 acre	Problems and Resolution (Resolution Options: Problem Fixed, Need More Time, Escalate Enforcement)						Illicit Discharge (R19)	Comments (Problem & Resolution))	Enforcement Level (R21)	Violation Corrected? (Y/N/TBD)							
				First Inspection	Inspection	Site Fully Stabilized					Erosion (R13)	Sediment (R14)		Run-on & Runoff (R15)	Active Treatment (R16)	Site Mgt. (R17)				Non S/W Mgt (R18)	10 Days	30 Days					
												0	1			0						1	0	1			
1	See Above	3611	E 12TH	See Above	5/16/2018	Not Applicable	Clear	N	See Above	See Above	0	Not Applicable	0	Not Applicable	0	Not Applicable	0	Not Applicable	0	Not Applicable	0	Not Applicable	0	0	Not Applicable	0	Not Applicable
1	See Above	3611	E 12TH	See Above	6/15/2018	Not Applicable	Clear	N	See Above	See Above	0	Not Applicable	0	Not Applicable	0	Not Applicable	0	Not Applicable	0	Not Applicable	0	Not Applicable	0	0	Not Applicable	0	Not Applicable
1	See Above	3611	E 12TH	See Above	6/21/2018	Not Applicable	Clear	N	See Above	See Above	0	Not Applicable	0	Not Applicable	0	Not Applicable	0	Not Applicable	0	Not Applicable	0	Not Applicable	0	0	Not Applicable	0	Not Applicable
1	See Above	3611	E 12TH	See Above	6/22/2018	Not Applicable	Clear	N	See Above	See Above	0	Not Applicable	0	Not Applicable	0	Not Applicable	0	Not Applicable	0	Not Applicable	0	Not Applicable	0	0	Not Applicable	0	Not Applicable
1	See Above	3611	E 12TH	See Above	6/27/2018	Not Applicable	Clear	N	See Above	See Above	0	Not Applicable	0	Not Applicable	0	Not Applicable	0	Not Applicable	0	Not Applicable	0	Not Applicable	0	0	Not Applicable	0	Not Applicable
1	See Above	3611	E 12TH	See Above	6/29/2018	Not Applicable	Clear	N	See Above	See Above	0	Not Applicable	0	Not Applicable	0	Not Applicable	0	Not Applicable	0	Not Applicable	0	Not Applicable	0	0	Not Applicable	0	Not Applicable
1	1	581	EL DORADO	4/25/2018	4/25/2018	Not Applicable	Clear	N	0	0	0	Not Applicable	0	Not Applicable	0	Not Applicable	1	Y	0	Not Applicable	0	Not Applicable	1	1	YES	0	Not Applicable
1	1	845	EMBARCADERO	4/29/2018	4/29/2018	Not Applicable	Clear	N	1	0	0	Not Applicable	0	Not Applicable	0	Not Applicable	0	Not Applicable	0	Not Applicable	0	Not Applicable	0	0	Not Applicable	0	Not Applicable
1	1	378	EMBARCADERO WEST	9/7/2017	9/7/2017	Not Applicable	Clear	N	1	0	0	Not Applicable	1	Enforcement Escalated	0	Not Applicable	1	Enforcement Escalated	0	Not Applicable	0	Not Applicable	1	1	YES	0	Not Applicable
1	See Above	378	EMBARCADERO WEST	See Above	9/14/2017	Not Applicable	Clear	N	See Above	See Above	0	Not Applicable	0	Not Applicable	0	Not Applicable	0	Not Applicable	1	Problem Fixed	0	Not Applicable	1	1	YES	0	Not Applicable
1	See Above	378	EMBARCADERO WEST	See Above	12/12/2017	Not Applicable	Clear	N	See Above	See Above	0	Not Applicable	0	Not Applicable	0	Not Applicable	0	Not Applicable	0	Not Applicable	0	Not Applicable	0	0	Not Applicable	0	Not Applicable
1	1	2	EMERY	7/7/2017	7/7/2017	Not Applicable	Clear	N	0	0	0	Not Applicable	0	Not Applicable	0	Not Applicable	0	Not Applicable	0	Not Applicable	0	Not Applicable	0	0	Not Applicable	0	Not Applicable
1	1	8	EMERY	7/7/2017	7/7/2017	Not Applicable	Clear	N	0	0	0	Not Applicable	0	Not Applicable	0	Not Applicable	0	Not Applicable	0	Not Applicable	0	Not Applicable	0	0	Not Applicable	0	Not Applicable
1	1	6387	FAIRLANE	8/23/2017	8/23/2017	Not Applicable	Clear	N	0	1	0	Not Applicable	0	Not Applicable	0	Not Applicable	0	Not Applicable	0	Not Applicable	0	Not Applicable	0	0	Not Applicable	0	Not Applicable
1	See Above	6387	FAIRLANE	See Above	9/25/2017	Not Applicable	Clear	N	See Above	See Above	0	Not Applicable	0	Not Applicable	0	Not Applicable	0	Not Applicable	0	Not Applicable	0	Not Applicable	0	0	Not Applicable	0	Not Applicable
1	See Above	6387	FAIRLANE	See Above	10/13/2017	Not Applicable	Clear	N	See Above	See Above	0	Not Applicable	0	Not Applicable	0	Not Applicable	0	Not Applicable	0	Not Applicable	0	Not Applicable	0	0	Not Applicable	0	Not Applicable
1	See Above	6387	FAIRLANE	See Above	10/13/2017	Not Applicable	Clear	N	See Above	See Above	0	Not Applicable	0	Not Applicable	0	Not Applicable	0	Not Applicable	0	Not Applicable	0	Not Applicable	0	0	Not Applicable	0	Not Applicable

**City of Oakland  
Summary of Construction Site Control Inspections  
Private Projects  
FY 2017-2018**

Enter 1 per inspection	Enter 1 for each site	Number	Site Name	DATE			Weather	Rain & Runoff Y/N	> 1 acre	Hillside avg Slope 20% Dist over 5Ksf Soil and < 1 acre	Problems and Resolution (Resolution Options: Problem Fixed, Need More Time, Escalate Enforcement)							Illicit Discharge (R19)	Comments (Problem & Resolution))	Enforcement Level (R21)	Violation Corrected? (Y/N/TBD)								
				First Inspection	Inspection	Site Fully Stabilized					Erosion (R13)	Sediment (R14)		Run-on & Runoff (R15)	Active Treatment (R16)	Site Mgt. (R17)					Non S/W Mgt (R18)	10 Days	30 Days						
												0	1			0	1							0	1				
1	1	6451	FARALLON	5/11/2018	5/11/2018	Not Applicable	Clear	N	0	0	0	Not Applicable	0	Not Applicable	0	Not Applicable	0	Not Applicable	0	Not Applicable	0	Not Applicable	0	0	Not Applicable	0	Not Applicable		
1	1	5454	FERNHOFF	11/16/2017	11/16/2017	Not Applicable	Rain	N	0	0	0	Not Applicable	0	Not Applicable	0	Not Applicable	0	Not Applicable	0	Not Applicable	0	Not Applicable	0	0	Not Applicable	0	Not Applicable		
1	1	2210	FILBERT	7/10/2017	7/10/2017	Not Applicable	Clear	N	1	0	0	Not Applicable	1	Enforcement Escalated	0	Not Applicable	0	Not Applicable	1	Enforcement Escalated	0	Not Applicable	0	Not Applicable	3	0	Not Applicable	1	YES
1	See Above	2210	FILBERT	See Above	7/13/2017	Not Applicable	Clear	N	See Above	See Above	0	Not Applicable	1	Enforcement Escalated	0	Not Applicable	0	Not Applicable	1	Enforcement Escalated	0	Not Applicable	0	Not Applicable	3	0	Not Applicable	1	Yes
1	See Above	2210	FILBERT	See Above	7/20/2017	Not Applicable	Clear	N	See Above	See Above	0	Not Applicable	0	Not Applicable	0	Not Applicable	0	Not Applicable	1	Enforcement Escalated	0	Not Applicable	0	Not Applicable	1	1	YES	0	Not Applicable
1	See Above	2210	FILBERT	See Above	7/25/2017	Not Applicable	Clear	N	See Above	See Above	0	Not Applicable	1	Enforcement Escalated	0	Not Applicable	0	Not Applicable	1	Enforcement Escalated	0	Not Applicable	0	Not Applicable	3	1	YES	0	Not Applicable
1	See Above	2210	FILBERT	See Above	7/25/2017	Not Applicable	Clear	N	See Above	See Above	0	Not Applicable	0	Not Applicable	0	Not Applicable	0	Not Applicable	1	Need More Time	0	Not Applicable	0	Not Applicable	1	1	YES	0	Not Applicable

**City of Oakland  
Summary of Construction Site Control Inspections  
Private Projects  
FY 2017-2018**

Enter 1 per inspection	Enter 1 for each site	Number	Site Name	DATE			Weather	Rain & Runoff Y/N	> 1 acre	Hillside avg Slope 20% Dist over 5Ksf Soil and < 1 acre	Problems and Resolution (Resolution Options: Problem Fixed, Need More Time, Escalate Enforcement)							Illicit Discharge (R19)	Comments (Problem & Resolution))	Enforcement Level (R21)	Violation Corrected? (Y/N/TBD)								
				First Inspection	Inspection	Site Fully Stabilized					Erosion (R13)	Sediment (R14)		Run-on & Runoff (R15)	Active Treatment (R16)		Site Mgt. (R17)				Non S/W Mgt (R18)	10 Days	30 Days						
												Need More Time	Not Applicable		Not Applicable	Not Applicable	Not Applicable							Not Applicable	Not Applicable				
1	See Above	2210	FILBERT	See Above	7/26/2017	Not Applicable	Clear	N	See Above	See Above	0	Not Applicable	1	Need More Time	0	Not Applicable	0	Not Applicable	1	Need More Time	0	Not Applicable	0	Not Applicable	1	1	YES	0	Not Applicable
1	See Above	2210	FILBERT	See Above	9/5/2017	Not Applicable	Clear	N	See Above	See Above	0	Not Applicable	0	Not Applicable	0	Not Applicable	0	Not Applicable	0	Not Applicable	0	Not Applicable	0	Not Applicable	0	0	Not Applicable	0	Not Applicable
1	See Above	2210	FILBERT	See Above	9/18/2017	Not Applicable	Clear	N	See Above	See Above	0	Not Applicable	0	Not Applicable	0	Not Applicable	0	Not Applicable	0	Not Applicable	0	Not Applicable	0	Not Applicable	0	0	Not Applicable	0	Not Applicable
1	See Above	2210	FILBERT	See Above	11/1/2017	Not Applicable	Clear	N	See Above	See Above	0	Not Applicable	0	Not Applicable	0	Not Applicable	1	Enforcement Escalated	1	Enforcement Escalated	0	Not Applicable	Date: 11/1/2017 C-6 Inspection  Met with contractor and verbal instruction were given for the following.  Cover all soil piles at the end of each day.  Use water truck more often and spray down excavations by water hose to prevent dust from leaving site.  Make safe trip and fall hazards in the sidewalk area.  Reinspection scheduled for tomorrow	1	1	YES	0	Not Applicable	
1	See Above	2210	FILBERT	See Above	4/17/2018	Not Applicable	Clear	N	See Above	See Above	0	Not Applicable	0	Not Applicable	0	Not Applicable	1	Need More Time	0	Not Applicable	0	Not Applicable	Date: 4/17/2018 Contractor has ordered new silt screen but needs more time to install.	1	1	YES	0	Not Applicable	
1	See Above	2210	FILBERT	See Above	4/23/2018	Not Applicable	Clear	N	See Above	See Above	0	Not Applicable	1	Enforcement Escalated	0	Not Applicable	0	Not Applicable	1	Enforcement Escalated	0	Not Applicable	0	Not Applicable	2	1	YES	0	Not Applicable
1	1	5859	FOOTHILL	7/3/2017	7/3/2017	Not Applicable	Clear	N	1	0	0	Not Applicable	0	Not Applicable	0	Not Applicable	0	Not Applicable	0	Not Applicable	0	Not Applicable	No C6 stormwater problems identified during inspection.	0	0	Not Applicable	0	Not Applicable	
1	See Above	5859	FOOTHILL	See Above	7/18/2017	Not Applicable	Clear	N	See Above	See Above	0	Not Applicable	0	Not Applicable	0	Not Applicable	0	Not Applicable	0	Not Applicable	0	Not Applicable	No C6 stormwater problems identified during inspection.	0	0	Not Applicable	0	Not Applicable	
1	See Above	5859	FOOTHILL	See Above	7/20/2017	Not Applicable	Clear	N	See Above	See Above	0	Not Applicable	0	Not Applicable	0	Not Applicable	0	Not Applicable	0	Not Applicable	0	Not Applicable	No C6 stormwater problems identified during inspection.	0	0	Not Applicable	0	Not Applicable	
1	See Above	5859	FOOTHILL	See Above	7/24/2017	Not Applicable	Clear	N	See Above	See Above	0	Not Applicable	0	Not Applicable	0	Not Applicable	0	Not Applicable	0	Not Applicable	0	Not Applicable	No C6 stormwater problems identified during inspection.	0	0	Not Applicable	0	Not Applicable	
1	See Above	5859	FOOTHILL	See Above	8/23/2017	Not Applicable	Clear	N	See Above	See Above	0	Not Applicable	0	Not Applicable	0	Not Applicable	0	Not Applicable	0	Not Applicable	0	Not Applicable	No C6 stormwater problems identified during inspection.	0	0	Not Applicable	0	Not Applicable	
1	See Above	5859	FOOTHILL	See Above	8/25/2017	Not Applicable	Clear	N	See Above	See Above	0	Not Applicable	0	Not Applicable	0	Not Applicable	0	Not Applicable	0	Not Applicable	0	Not Applicable	No C6 stormwater problems identified during inspection.	0	0	Not Applicable	0	Not Applicable	



**City of Oakland  
Summary of Construction Site Control Inspections  
Private Projects  
FY 2017-2018**

Enter 1 per inspection	Enter 1 for each site	Number	Site Name	DATE			Weather	Rain & Runoff Y/N	> 1 acre	Hillside avg Slope 20% Dist over 5Ksf Soil and < 1 acre	Problems and Resolution (Resolution Options: Problem Fixed,Need More Time, Escalate Enforcement)						Illicit Discharge (R19)	Comments (Problem & Resolution))	Enforcement Level (R21)	Violation Corrected? (Y/N/TBD)																
				First Inspection	Inspection	Site Fully Stabilized					Erosion (R13)	Sediment (R14)		Run-on & Runoff (R15)	Active Treatment (R16)	Site Mgt. (R17)				Non S/W Mgt (R18)	10 Days	30 Days														
												0	1			0							1	0	1											
1	See Above	5859	FOOTHILL	See Above	9/25/2017	Not Applicable	Clear	N	See Above	See Above	0	Not Applicable	0	Not Applicable	0	Not Applicable	0	Not Applicable	0	Not Applicable	0	Not Applicable	0	Not Applicable	0	Not Applicable	0	Not Applicable	0	Not Applicable	0	Not Applicable	0	Not Applicable	0	Not Applicable
1	See Above	5859	FOOTHILL	See Above	10/3/2017	Not Applicable	Clear	N	See Above	See Above	0	Not Applicable	1	Enforcement Escalated	0	Not Applicable	1	Enforcement Escalated	1	Enforcement Escalated	0	Not Applicable	2	1	YES	0	Not Applicable	Construction site is a blighted mess. Contractor is not performing daily maintenance as required around this construction site. Erosion Controls are not being maintained, Orange K-rails are obstructing the street and sidewalk on Seminary Ave., no water inside the rails as required. Steel plates are not providing adequate protection for pedestrians walking pass this site. Correction Notice given to Contractor.								
1	See Above	5859	FOOTHILL	See Above	10/20/2017	Not Applicable	Rain	N	See Above	See Above	0	Not Applicable	0	Not Applicable	0	Not Applicable	0	Not Applicable	0	Not Applicable	0	Not Applicable	0	0	Not Applicable	0	Not Applicable	No C6 stormwater problems identified during inspection.								
1	See Above	5859	FOOTHILL	See Above	10/23/2017	Not Applicable	Clear	N	See Above	See Above	0	Not Applicable	0	Not Applicable	0	Not Applicable	0	Not Applicable	0	Not Applicable	0	Not Applicable	0	0	Not Applicable	0	Not Applicable	No C6 stormwater problems identified during inspection.								
1	See Above	5859	FOOTHILL	See Above	10/24/2017	Not Applicable	Clear	N	See Above	See Above	0	Not Applicable	0	Not Applicable	0	Not Applicable	0	Not Applicable	0	Not Applicable	0	Not Applicable	0	0	Not Applicable	0	Not Applicable	No C6 stormwater problems identified during inspection.								
1	See Above	5859	FOOTHILL	See Above	10/25/2017	Not Applicable	Clear	N	See Above	See Above	0	Not Applicable	0	Not Applicable	0	Not Applicable	0	Not Applicable	0	Not Applicable	0	Not Applicable	0	0	Not Applicable	0	Not Applicable	No C6 stormwater problems identified during inspection.								
1	See Above	5859	FOOTHILL	See Above	10/26/2017	Not Applicable	Clear	N	See Above	See Above	0	Not Applicable	0	Not Applicable	0	Not Applicable	0	Not Applicable	0	Not Applicable	0	Not Applicable	0	0	Not Applicable	0	Not Applicable	No C6 stormwater problems identified during inspection.								
1	See Above	5859	FOOTHILL	See Above	10/30/2017	Not Applicable	Clear	N	See Above	See Above	0	Not Applicable	1	Y	0	Not Applicable	0	Not Applicable	0	Not Applicable	0	Not Applicable	0	0	Not Applicable	0	Not Applicable	No C6 stormwater problems identified during inspection.								
1	See Above	5859	FOOTHILL	See Above	10/31/2017	Not Applicable	Clear	N	See Above	See Above	0	Not Applicable	0	Not Applicable	0	Not Applicable	0	Not Applicable	0	Not Applicable	0	Not Applicable	0	0	Not Applicable	0	Not Applicable	No C6 stormwater problems identified during inspection.								
1	See Above	5859	FOOTHILL	See Above	11/6/2017	Not Applicable	Clear	N	See Above	See Above	0	Not Applicable	0	Not Applicable	0	Not Applicable	0	Not Applicable	0	Not Applicable	0	Not Applicable	0	0	Not Applicable	0	Not Applicable	No C6 stormwater problems identified during inspection.								
1	See Above	5859	FOOTHILL	See Above	11/8/2017	Not Applicable	Rain	N	See Above	See Above	0	Not Applicable	0	Not Applicable	0	Not Applicable	0	Not Applicable	0	Not Applicable	0	Not Applicable	0	0	Not Applicable	0	Not Applicable	No C6 stormwater problems identified during inspection.								
1	See Above	5859	FOOTHILL	See Above	11/13/2017	Not Applicable	Rain	N	See Above	See Above	0	Not Applicable	0	Not Applicable	0	Not Applicable	0	Not Applicable	0	Not Applicable	0	Not Applicable	0	0	Not Applicable	0	Not Applicable	No C6 stormwater problems identified during inspection.								
1	See Above	5859	FOOTHILL	See Above	11/14/2017	Not Applicable	Clear	N	See Above	See Above	0	Not Applicable	0	Not Applicable	0	Not Applicable	0	Not Applicable	0	Not Applicable	0	Not Applicable	0	0	Not Applicable	0	Not Applicable	No C6 stormwater problems identified during inspection.								
1	See Above	5859	FOOTHILL	See Above	11/17/2017	Not Applicable	Wet	N	See Above	See Above	0	Not Applicable	0	Not Applicable	0	Not Applicable	0	Not Applicable	0	Not Applicable	0	Not Applicable	0	0	Not Applicable	0	Not Applicable	No C6 stormwater problems identified during inspection.								
1	See Above	5859	FOOTHILL	See Above	11/20/2017	Not Applicable	Clear	N	See Above	See Above	0	Not Applicable	0	Not Applicable	0	Not Applicable	0	Not Applicable	0	Not Applicable	0	Not Applicable	0	0	Not Applicable	0	Not Applicable	No C6 stormwater problems identified during inspection.								
1	See Above	5859	FOOTHILL	See Above	11/27/2017	Not Applicable	Rain	N	See Above	See Above	0	Not Applicable	0	Not Applicable	0	Not Applicable	0	Not Applicable	0	Not Applicable	0	Not Applicable	0	0	Not Applicable	0	Not Applicable	No C6 stormwater problems identified during inspection.								
1	See Above	5859	FOOTHILL	See Above	11/28/2017	Not Applicable	Wet	N	See Above	See Above	0	Not Applicable	0	Not Applicable	0	Not Applicable	0	Not Applicable	0	Not Applicable	0	Not Applicable	0	0	Not Applicable	0	Not Applicable	No C6 stormwater problems identified during inspection.								
1	See Above	5859	FOOTHILL	See Above	11/29/2017	Not Applicable	Wet	N	See Above	See Above	0	Not Applicable	0	Not Applicable	0	Not Applicable	0	Not Applicable	0	Not Applicable	0	Not Applicable	0	0	Not Applicable	0	Not Applicable	No C6 stormwater problems identified during inspection.								
1	See Above	5859	FOOTHILL	See Above	12/1/2017	Not Applicable	Clear	N	See Above	See Above	0	Not Applicable	0	Not Applicable	0	Not Applicable	0	Not Applicable	0	Not Applicable	0	Not Applicable	0	0	Not Applicable	0	Not Applicable	No C6 stormwater problems identified during inspection.								
1	See Above	5859	FOOTHILL	See Above	12/4/2017	Not Applicable	Clear	N	See Above	See Above	0	Not Applicable	0	Not Applicable	0	Not Applicable	0	Not Applicable	0	Not Applicable	0	Not Applicable	0	0	Not Applicable	0	Not Applicable	No C6 stormwater problems identified during inspection.								
1	See Above	5859	FOOTHILL	See Above	12/12/2017	Not Applicable	Clear	N	See Above	See Above	0	Not Applicable	0	Not Applicable	0	Not Applicable	0	Not Applicable	0	Not Applicable	0	Not Applicable	0	0	Not Applicable	0	Not Applicable	No C6 stormwater problems identified during inspection.								
1	See Above	5859	FOOTHILL	See Above	12/13/2017	Not Applicable	Clear	N	See Above	See Above	0	Not Applicable	0	Not Applicable	0	Not Applicable	0	Not Applicable	0	Not Applicable	0	Not Applicable	0	0	Not Applicable	0	Not Applicable	No C6 stormwater problems identified during inspection.								
1	See Above	5859	FOOTHILL	See Above	12/15/2017	Not Applicable	Clear	N	See Above	See Above	0	Not Applicable	0	Not Applicable	0	Not Applicable	0	Not Applicable	0	Not Applicable	0	Not Applicable	0	0	Not Applicable	0	Not Applicable	No C6 stormwater problems identified during inspection.								
1	See Above	5859	FOOTHILL	See Above	12/19/2017	Not Applicable	Clear	N	See Above	See Above	0	Not Applicable	0	Not Applicable	0	Not Applicable	0	Not Applicable	0	Not Applicable	0	Not Applicable	0	0	Not Applicable	0	Not Applicable	No C6 stormwater problems identified during inspection.								
1	See Above	5859	FOOTHILL	See Above	12/19/2017	Not Applicable	Clear	N	See Above	See Above	0	Not Applicable	0	Not Applicable	0	Not Applicable	0	Not Applicable	0	Not Applicable	0	Not Applicable	0	0	Not Applicable	0	Not Applicable	No C6 stormwater problems identified during inspection.								
1	See Above	5859	FOOTHILL	See Above	12/20/2017	Not Applicable	Rain	N	See Above	See Above	0	Not Applicable	0	Not Applicable	0	Not Applicable	0	Not Applicable	0	Not Applicable	0	Not Applicable	0	0	Not Applicable	0	Not Applicable	No C6 stormwater problems identified during inspection.								
1	See Above	5859	FOOTHILL	See Above	12/27/2017	Not Applicable	Clear	N	See Above	See Above	0	Not Applicable	0	Not Applicable	0	Not Applicable	0	Not Applicable	0	Not Applicable	0	Not Applicable	0	0	Not Applicable	0	Not Applicable	No C6 stormwater problems identified during inspection.								
1	See Above	5859	FOOTHILL	See Above	1/11/2018	Not Applicable	Wet	N	See Above	See Above	0	Not Applicable	0	Not Applicable	0	Not Applicable	0	Not Applicable	0	Not Applicable	0	Not Applicable	0	0	Not Applicable	0	Not Applicable	No C6 stormwater problems identified during inspection.								
1	See Above	5859	FOOTHILL	See Above	1/12/2018	Not Applicable	Clear	N	See Above	See Above	0	Not Applicable	0	Not Applicable	0	Not Applicable	0	Not Applicable	0	Not Applicable	0	Not Applicable	0	0	Not Applicable	0	Not Applicable	No C6 stormwater problems identified during inspection.								
1	See Above	5859	FOOTHILL	See Above	1/18/2018	Not Applicable	Rain	N	See Above	See Above	0	Not Applicable	0	Not Applicable	0	Not Applicable	0	Not Applicable	0	Not Applicable	0	Not Applicable	0	0	Not Applicable	0	Not Applicable	No C6 stormwater problems identified during inspection.								

**City of Oakland  
Summary of Construction Site Control Inspections  
Private Projects  
FY 2017-2018**

Enter 1 per inspection	Enter 1 for each site	Number	Site Name	DATE			Weather	Rain & Runoff Y/N	> 1 acre	Hillside avg Slope 20% Dist over 5Ksf Soil and < 1 acre	Problems and Resolution (Resolution Options: Problem Fixed, Need More Time, Escalate Enforcement)							Illicit Discharge (R19)	Comments (Problem & Resolution))	Enforcement Level (R21)	Violation Corrected? (Y/N/TBD)									
				First Inspection	Inspection	Site Fully Stabilized					Erosion (R13)	Sediment (R14)		Run-on & Runoff (R15)	Active Treatment (R16)	Site Mgt. (R17)					Non S/W Mgt (R18)	10 Days	30 Days							
												0	1			0	1						0	1	0	1				
1	See Above	5859	FOOTHILL	See Above	1/25/2018	Not Applicable	Wet	N	See Above	See Above	0	Not Applicable	0	Not Applicable	0	Not Applicable	1	Problem Fixed	0	Not Applicable	0	Not Applicable	Date: 1/25/2018 Inspect erosion controls. Contractor is removing concrete sidewalk & asphalt driveway for drive through window on Foothill Bl. Install storm drain protection in front of 5795 Foothill Bl.	1	1	YES	0	Not Applicable		
1	See Above	5859	FOOTHILL	See Above	1/29/2018	Not Applicable	Clear	N	See Above	See Above	0	Not Applicable	1	Enforcement Escalated	0	Not Applicable	0	Not Applicable	1	Enforcement Escalated	0	Not Applicable	0	Not Applicable	Date: 1/29/2018 Contractor pouring concrete today, no construction drive way. On Friday contractor received a Correction Notice for tracking sediment off site. Run A street sweeper behind every vehicle leaving the site, to remove sediment. Contractor did not have a sweeper on site, Stop Work Order given to the contractor.	3	1	YES	0	Not Applicable
1	See Above	5859	FOOTHILL	See Above	1/29/2018	Not Applicable	Clear	N	See Above	See Above	0	Not Applicable	1	Problem Fixed	0	Not Applicable	0	Not Applicable	1	Problem Fixed	0	Not Applicable	1	Enforcement Escalated	Date: 1/29/2018 Inspect erosion controls. Contractor received a load of base rock on a wet Friday morning. The drive way used by the truck was not a construction drive way. The truck tracked sediment off site one & 1/2 blocks away. The Contractor was given a Correction Notice, to get a Street Sweeper on site today. Remove all sediment off from both streets , in both directions. The contractor had stopped his truck from returning before I arrived ,this is the reason that No additional Stop Work was issued.	1	1	YES	0	Not Applicable
1	See Above	5859	FOOTHILL	See Above	1/30/2018	Not Applicable	Clear	N	See Above	See Above	0	Not Applicable	1	Problem Fixed	0	Not Applicable	0	Not Applicable	0	Not Applicable	0	Not Applicable	0	Not Applicable	The Contractor stated that, he had his own Street Sweeper on site today. After arriving at the site, they only had a Bob Cat loader with a broom attachment in front for collection pick-up. This is not a real street sweeper, the broom scatters the dirt and creates dust, N/G.	1	1	YES	0	Not Applicable
1	See Above	5859	FOOTHILL	See Above	1/31/2018	Not Applicable	Clear	N	See Above	See Above	0	Not Applicable	1	Problem Fixed	0	Not Applicable	0	Not Applicable	0	Not Applicable	0	Not Applicable	0	Not Applicable	Inspect contractor erosion controls. The contractor is tracking sediment off site onto C/O/O streets. The contractor has brought out another broom sweeper with out having a vacuum system attached to the unit. This sweeper is no good for street cleaning and reclaiming sediment from the street after sweeping. The contractor has received a Stop Work Order for non compliance with BMP'S. (2) Contractor is compacting & forming curb /gutters forms inside the rear parking lot on the left side, both areas are not ready for inspection today.	1	1	YES	0	Not Applicable
1	See Above	5859	FOOTHILL	See Above	2/2/2018	Not Applicable	Clear	N	See Above	See Above	0	Not Applicable	0	Not Applicable	0	Not Applicable	0	Not Applicable	0	Not Applicable	0	Not Applicable	0	Not Applicable	Inspect C & G poured concrete in the rear parking lot, on the left hand side behind the Walgreen Bldg. Passed OK. Inspect C & G compaction, re-bar & forms on the right hand side of the parking lot, OK to pour the concrete. The contractor still does not have a Street Sweeper with a vacuum system on site, The Supt Mike said it was on it's way to the job site and would be arriving with in one hour. If the contractor does not have the right one on Monday to clean the streets correctly, issue another Stop Work Order. This condition was met.	0	0	Not Applicable	0	Not Applicable
1	See Above	5859	FOOTHILL	See Above	2/7/2018	Not Applicable	Clear	N	See Above	See Above	0	Not Applicable	0	Not Applicable	0	Not Applicable	0	Not Applicable	0	Not Applicable	0	Not Applicable	0	Not Applicable	Date: 2/7/2018 Inspection of the AC parking area . Ok	0	0	Not Applicable	0	Not Applicable
1	See Above	5859	FOOTHILL	See Above	2/8/2018	Not Applicable	Clear	N	See Above	See Above	0	Not Applicable	0	Not Applicable	0	Not Applicable	0	Not Applicable	0	Not Applicable	0	Not Applicable	0	Not Applicable	Date: 2/8/2018 Contractor continues to lay down AC in the parking area.	0	0	Not Applicable	0	Not Applicable
1	See Above	5859	FOOTHILL	See Above	2/13/2018	Not Applicable	Clear	N	See Above	See Above	0	Not Applicable	0	Not Applicable	0	Not Applicable	0	Not Applicable	0	Not Applicable	0	Not Applicable	0	Not Applicable	Inspect prep-work for C-3 island and concrete pours, OK. Contractor can not have any open construction areas anytime that Walgreen store employees on site. No pedestrians are allowed in the construction areas at any time.	0	0	Not Applicable	0	Not Applicable
1	See Above	5859	FOOTHILL	See Above	2/24/2018	Not Applicable	Clear	N	See Above	See Above	0	Not Applicable	0	Not Applicable	0	Not Applicable	0	Not Applicable	0	Not Applicable	0	Not Applicable	0	Not Applicable	No C6 stormwater problems identified during inspection.	0	0	Not Applicable	0	Not Applicable

**City of Oakland  
Summary of Construction Site Control Inspections  
Private Projects  
FY 2017-2018**

Enter 1 per inspection	Enter 1 for each site	Number	Site Name	DATE			Weather	Rain & Runoff Y/N	> 1 acre	Hillside avg Slope 20% Dist over 5Ksf Soil and < 1 acre	Problems and Resolution (Resolution Options: Problem Fixed, Need More Time, Escalate Enforcement)							Illicit Discharge (R19)	Comments (Problem & Resolution))	Enforcement Level (R21)	Violation Corrected? (Y/N/TBD)							
				First Inspection	Inspection	Site Fully Stabilized					Erosion (R13)	Sediment (R14)		Run-on & Runoff (R15)	Active Treatment (R16)	Site Mgt. (R17)					Non S/W Mgt (R18)	10 Days	30 Days					
												0	1			0	1						0	1				
1	See Above	5859	FOOTHILL	See Above	2/27/2018	Not Applicable	Wet	N	See Above	See Above	0	Not Applicable	0	Not Applicable	0	Not Applicable	0	Not Applicable	0	Not Applicable	0	Not Applicable	0	0	Not Applicable	0	Not Applicable	
1	See Above	5859	FOOTHILL	See Above	3/1/2018	Not Applicable	Rain	N	See Above	See Above	0	Not Applicable	0	Not Applicable	0	Not Applicable	0	Not Applicable	0	Not Applicable	0	Not Applicable	0	0	Not Applicable	0	Not Applicable	
1	See Above	5859	FOOTHILL	See Above	3/5/2018	Not Applicable	Clear	N	See Above	See Above	0	Not Applicable	0	Not Applicable	0	Not Applicable	0	Not Applicable	0	Not Applicable	0	Not Applicable	0	0	Not Applicable	0	Not Applicable	
1	See Above	5859	FOOTHILL	See Above	3/6/2018	Not Applicable	Clear	N	See Above	See Above	0	Not Applicable	0	Not Applicable	0	Not Applicable	0	Not Applicable	0	Not Applicable	0	Not Applicable	0	0	Not Applicable	0	Not Applicable	
1	See Above	5859	FOOTHILL	See Above	3/8/2018	Not Applicable	Rain	N	See Above	See Above	0	Not Applicable	0	Not Applicable	0	Not Applicable	0	Not Applicable	0	Not Applicable	0	Not Applicable	0	0	Not Applicable	0	Not Applicable	
1	See Above	5859	FOOTHILL	See Above	3/9/2018	Not Applicable	Wet	N	See Above	See Above	0	Not Applicable	0	Not Applicable	0	Not Applicable	0	Not Applicable	0	Not Applicable	0	Not Applicable	0	0	Not Applicable	0	Not Applicable	
1	See Above	5859	FOOTHILL	See Above	3/14/2018	Not Applicable	Rain	N	See Above	See Above	0	Not Applicable	0	Not Applicable	0	Not Applicable	0	Not Applicable	0	Not Applicable	0	Not Applicable	0	0	Not Applicable	0	Not Applicable	
1	See Above	5859	FOOTHILL	See Above	3/15/2018	Not Applicable	Rain	N	See Above	See Above	0	Not Applicable	0	Not Applicable	0	Not Applicable	0	Not Applicable	0	Not Applicable	0	Not Applicable	0	0	Not Applicable	0	Not Applicable	
1	See Above	5859	FOOTHILL	See Above	3/23/2018	Not Applicable	Clear	N	See Above	See Above	0	Not Applicable	0	Not Applicable	0	Not Applicable	0	Not Applicable	0	Not Applicable	0	Not Applicable	0	0	Not Applicable	0	Not Applicable	
1	See Above	5859	FOOTHILL	See Above	3/27/2018	Not Applicable	Clear	N	See Above	See Above	0	Not Applicable	0	Not Applicable	0	Not Applicable	0	Not Applicable	0	Not Applicable	0	Not Applicable	0	0	Not Applicable	0	Not Applicable	
1	See Above	5859	FOOTHILL	See Above	4/2/2018	Not Applicable	Clear	N	See Above	See Above	0	Not Applicable	0	Not Applicable	0	Not Applicable	0	Not Applicable	0	Not Applicable	0	Not Applicable	0	0	Not Applicable	0	Not Applicable	
1	See Above	5859	FOOTHILL	See Above	4/3/2018	Not Applicable	Clear	N	See Above	See Above	0	Not Applicable	0	Not Applicable	0	Not Applicable	0	Not Applicable	0	Not Applicable	0	Not Applicable	0	0	Not Applicable	0	Not Applicable	
1	See Above	5859	FOOTHILL	See Above	4/4/2018	Not Applicable	Clear	N	See Above	See Above	0	Not Applicable	0	Not Applicable	0	Not Applicable	0	Not Applicable	0	Not Applicable	0	Not Applicable	0	0	Not Applicable	0	Not Applicable	
1	See Above	5859	FOOTHILL	See Above	4/5/2018	Not Applicable	Rain	N	See Above	See Above	0	Not Applicable	0	Not Applicable	0	Not Applicable	0	Not Applicable	0	Not Applicable	0	Not Applicable	0	0	Not Applicable	0	Not Applicable	
1	See Above	5859	FOOTHILL	See Above	5/7/2018	Not Applicable	Clear	N	See Above	See Above	0	Not Applicable	0	Not Applicable	0	Not Applicable	0	Not Applicable	0	Not Applicable	0	Not Applicable	0	0	Not Applicable	0	Not Applicable	
1	1	5750	GOLDEN GATE	9/5/2017	9/5/2017	Not Applicable	Clear	N	0	0	0	Not Applicable	1	Enforcement Escalated	0	Not Applicable	1	Enforcement Escalated	1	Enforcement Escalated	0	Not Applicable	Date: 9/5/2017 C-6 Inspection  Correction Notice 1) Install construction driveway 2) Remove construction materials from roadway/ side of the road. 3) Pick up all construction debris in th ROW 4) Cover storm drain inlets 5) Get obstruction permit if you want to store materials 6) Install erosion controls around property front,side and back. Call for reinspect.	2	1	YES	0	Not Applicable
1	See Above	5750	GOLDEN GATE	See Above	9/26/2017	Not Applicable	Clear	N	See Above	See Above	0	Not Applicable	0	Not Applicable	0	Not Applicable	0	Not Applicable	0	Not Applicable	0	Not Applicable	Date: 9/26/2017 All BMP's are in place Contractor will cover soil piles an the end of the day.	0	0	Not Applicable	0	Not Applicable
1	See Above	5750	GOLDEN GATE	See Above	11/6/2017	Not Applicable	Clear	N	See Above	See Above	0	Not Applicable	0	Not Applicable	0	Not Applicable	0	Not Applicable	0	Not Applicable	0	Not Applicable	Date: 11/6/2017 Inspected site, grading cannot be signed off under its current conditions. More soils have to be moved around.	0	0	Not Applicable	0	Not Applicable
1	See Above	5750	GOLDEN GATE	See Above	2/27/2018	Not Applicable	Wet	N	See Above	See Above	0	Not Applicable	0	Not Applicable	0	Not Applicable	0	Not Applicable	0	Not Applicable	0	Not Applicable	No C6 stormwater problems identified during inspection.	0	0	Not Applicable	0	Not Applicable
1	1	9777	GOLF LINKS	8/2/2017	8/2/2017	Not Applicable	Clear	N	1	0	0	Not Applicable	0	Not Applicable	0	Not Applicable	0	Not Applicable	0	Not Applicable	0	Not Applicable	No C6 stormwater problems identified during inspection.	0	0	Not Applicable	0	Not Applicable
1	See Above	9777	GOLF LINKS	See Above	8/3/2017	Not Applicable	Clear	N	See Above	0	0	Not Applicable	0	Not Applicable	0	Not Applicable	0	Not Applicable	0	Not Applicable	0	Not Applicable	No C6 stormwater problems identified during inspection.	0	0	Not Applicable	0	Not Applicable
1	See Above	9777	GOLF LINKS	See Above	8/31/2017	Not Applicable	Clear	N	See Above	0	0	Not Applicable	0	Not Applicable	0	Not Applicable	0	Not Applicable	0	Not Applicable	0	Not Applicable	No C6 stormwater problems identified during inspection.	0	0	Not Applicable	0	Not Applicable

**City of Oakland  
Summary of Construction Site Control Inspections  
Private Projects  
FY 2017-2018**

Enter 1 per inspection	Enter 1 for each site	Number	Site Name	DATE			Weather	Rain & Runoff Y/N	> 1 acre	Hillside avg Slope 20% Dist over 5Ksf Soil and < 1 acre	Problems and Resolution (Resolution Options: Problem Fixed, Need More Time, Escalate Enforcement)										Illicit Discharge (R19)	Comments (Problem & Resolution))	Enforcement Level (R21)	Violation Corrected? (Y/N/TBD)						
				First Inspection	Inspection	Site Fully Stabilized					Erosion (R13)	Sediment (R14)		Run-on & Runoff (R15)	Active Treatment (R16)	Site Mgt. (R17)		Non S/W Mgt (R18)	10 Days	30 Days										
												0	1			0	1							0	1					
1	See Above	9777	GOLF LINKS	See Above	9/6/2017	Not Applicable	Clear	N	See Above	0	1	Enforcement Escalated	0	Not Applicable	0	Not Applicable	0	Not Applicable	0	Not Applicable	0	Not Applicable	0	Not Applicable	Inspect Snowdown Ave access fire Rd grading and drainage layout for erosion controls. Contractor wants a sign off but I have some unanswered questions about final condition and maintenance. Erosion controls are not being maintained, Gave the ZOO a correction Notice.	2	1	YES	0	Not Applicable
1	See Above	9777	GOLF LINKS	See Above	9/19/2017	Not Applicable	Clear	N	See Above	0	0	Not Applicable	0	Not Applicable	0	Not Applicable	0	Not Applicable	0	Not Applicable	0	Not Applicable	0	Not Applicable	No C6 stormwater problems identified during inspection.	0	0	Not Applicable	0	Not Applicable
1	See Above	9777	GOLF LINKS	See Above	10/5/2017	Not Applicable	Clear	N	See Above	0	0	Not Applicable	1	Problem Fixed	0	n	0	n	1	Problem Fixed	1	Problem Fixed	0	Not Applicable	Inspect erosion controls around the new upper section of the Zoo. The contractor will have to do a better job of dust control using water. The restaurant pedestrians K-rails only two have water inside, the remaining rails do not have water installed inside for maximum security around the tree or driveway approach. This area still remains a Safety hazard. The contractor wants a PZP water inspection by the plumber	1	1	YES	0	Not Applicable
1	See Above	9777	GOLF LINKS	See Above	12/15/2017	Not Applicable	Clear	N	See Above	0	0	Not Applicable	0	Not Applicable	0	Not Applicable	1	Problem Fixed	0	Not Applicable	0	Not Applicable	0	Not Applicable	I met with Rep Rosanne, working for the Zoo. We walked the site looking at the concerns for the animals as well as for the public and workers in these areas. Safety Fencing, Erosion Controls, Grading compaction in and around the Wolf enclosure is a high priority before the areas would be ready for any inspections next week. The play land area will also require erosion control protection.	1	1	YES	0	Not Applicable
1	See Above	9777	GOLF LINKS	See Above	12/21/2017	Not Applicable	Clear	N	See Above	0	0	Not Applicable	0	Not Applicable	0	Not Applicable	0	Not Applicable	0	Not Applicable	0	Not Applicable	0	Not Applicable	No C6 stormwater problems identified during inspection.	0	0	Not Applicable	0	Not Applicable
1	See Above	9777	GOLF LINKS	See Above	1/5/2018	Not Applicable	Rain	N	See Above	0	0	Not Applicable	0	Not Applicable	0	Not Applicable	1	Enforcement Escalated	0	Not Applicable	1	Enforcement Escalated	0	Not Applicable	I met with the Zoo Supt Roseann, the Black Bear Housing area has erosion controls concerns inside the enclosure pertaining to ground covering . On the outside of the building there is water discharging from down spouts into dirt areas and on top of asphalt paving, spots not tied into discharging system. The asphalt paving in one section in front of the Black Bear exhibit is only 10 ft wide, why? I will give a <b>Correction Notice</b> to Roseann then check with Tim Low on the best way to handle this issue.	2	1	YES	0	Not Applicable
1	See Above	9777	GOLF LINKS	See Above	1/9/2018	Not Applicable	Rain	N	See Above	0	0	Not Applicable	0	Not Applicable	0	Not Applicable	0	Not Applicable	0	Not Applicable	0	Not Applicable	0	Not Applicable	No C6 stormwater problems identified during inspection.	0	0	Not Applicable	0	Not Applicable
1	See Above	9777	GOLF LINKS	See Above	3/13/2018	Not Applicable	Rain	N	See Above	0	0	Not Applicable	1	Need More Time	0	Not Applicable	0	Not Applicable	1	Problem Fixed	0	Not Applicable	0	Not Applicable	Met with Rep Roseann and Contractor OB Chambers. Inspect new play land erosion controls and storm drain connections. There is still a lot more work that needs to be done per the Correction Notice issued earlier. Replace run over wattle rolls and remove sediment run off from A/C ped's walking paths.	1	1	YES	0	Not Applicable
1	See Above	9777	GOLF LINKS	See Above	4/23/2018	Not Applicable	Clear	N	See Above	0	0	Not Applicable	0	Not Applicable	0	Not Applicable	0	Not Applicable	0	Not Applicable	0	Not Applicable	0	Not Applicable	No C6 stormwater problems identified during inspection.	0	0	Not Applicable	0	Not Applicable
1	See Above	9777	GOLF LINKS	See Above	5/9/2018	Not Applicable	Clear	N	See Above	0	0	Not Applicable	0	Not Applicable	0	Not Applicable	0	Not Applicable	0	Not Applicable	0	Not Applicable	0	Not Applicable	No C6 stormwater problems identified during inspection.	0	0	Not Applicable	0	Not Applicable
1	See Above	9777	GOLF LINKS	See Above	5/21/2018	Not Applicable	Clear	N	See Above	0	0	Not Applicable	0	Not Applicable	0	Not Applicable	0	Not Applicable	0	Not Applicable	0	Not Applicable	0	Not Applicable	No C6 stormwater problems identified during inspection.	0	0	Not Applicable	0	Not Applicable
1	See Above	9777	GOLF LINKS	See Above	5/31/2018	Not Applicable	Clear	N	See Above	0	0	Not Applicable	0	Not Applicable	0	Not Applicable	0	Not Applicable	0	Not Applicable	0	Not Applicable	0	Not Applicable	No C6 stormwater problems identified during inspection.	0	0	Not Applicable	0	Not Applicable
1	1	500	GRAND	11/1/2017	11/1/2017	Not Applicable	Clear	N	0	0	0	Not Applicable	0	Not Applicable	0	Not Applicable	0	Not Applicable	0	Not Applicable	0	Not Applicable	0	Not Applicable	No C6 stormwater problems identified during inspection.	0	0	Not Applicable	0	Not Applicable
1	See Above	500	GRAND	See Above	3/1/2018	Not Applicable	Rain	N	See Above	See Above	0	Not Applicable	0	Not Applicable	0	Not Applicable	0	Not Applicable	0	Not Applicable	0	Not Applicable	0	Not Applicable	No C6 stormwater problems identified during inspection.	0	0	Not Applicable	0	Not Applicable
1	1	1045	Grand View	1/16/2018	1/16/2018	Not Applicable	Clear	N	0	1	0	Not Applicable	0	Not Applicable	0	Not Applicable	1	Problem Fixed	0	Not Applicable	0	Not Applicable	0	Not Applicable	Date: 1/11/2018 Grading is not finished, contractor has to fill in areas where soil is missing and install permanent erosion controls and vegetation. I do have the engineers letter of completion	1	1	YES	0	Not Applicable

**City of Oakland  
Summary of Construction Site Control Inspections  
Private Projects  
FY 2017-2018**

Enter 1 per inspection	Enter 1 for each site	Number	Site Name	DATE			Weather	Rain & Runoff Y/N	> 1 acre	Hillside avg Slope 20% Dist over 5Ksf Soil and < 1 acre	Problems and Resolution (Resolution Options: Problem Fixed, Need More Time, Escalate Enforcement)						Illicit Discharge (R19)	Comments (Problem & Resolution))	Enforcement Level (R21)	Violation Corrected? (Y/N/TBD)										
				First Inspection	Inspection	Site Fully Stabilized					Erosion (R13)	Sediment (R14)		Run-on & Runoff (R15)	Active Treatment (R16)	Site Mgt. (R17)				Non S/W Mgt (R18)	10 Days	30 Days								
												0	1			0						1	0	1	0	1				
1	See Above	1045	Grand View	See Above	1/19/2018	Not Applicable	Wet	N	See Above	See Above	0	Not Applicable	0	Not Applicable	0	Not Applicable	0	Not Applicable	0	Not Applicable	0	0	Not Applicable	0	Not Applicable					
1	1	1538	GRAND VIEW	9/22/2017	9/22/2017	Not Applicable	Clear	N	0	1	0	Not Applicable	0	Not Applicable	0	Not Applicable	0	Not Applicable	0	Not Applicable	0	0	Not Applicable	0	Not Applicable					
1	1	1550	GRAND VIEW	9/26/2017	9/26/2017	Not Applicable	Clear	N	0	1	0	Not Applicable	0	Not Applicable	0	Not Applicable	1	Problem Fixed	0	Not Applicable	0	Not Applicable	Date: 9/26/2017 Install erosion controls including silt fencing plywood retaining wall and wattles. Secondary containment under outhouse. All must be in place before work can continue.	1	1	YES	0	Not Applicable		
1	See Above	1550	GRAND VIEW	See Above	12/14/2017	Not Applicable	Clear	N	See Above	See Above	0	Not Applicable	1	Need More Time	0	Not Applicable	0	Not Applicable	0	Not Applicable	1	Problem Fixed	0	Not Applicable	Date: 12/14/2017 Met with Ellie Winters at 1560 Grand View and took pictures of the 1550 Grand View site. After talking with Edgar Molina-Perez from fire suppression the contractor will have to make the following correction by December 21st  1) Remove all cut vegetation from site.  2) All stock piles of building materials needs to be at least 10 feet from any property lines and covered with tarps.  3) The outhouse at the top of the property needs a permit and secondary containment to remain at that location, or be moved onto the property but secondary containment will still be needed.  All corrections were made. Inspector stated a Stop Work Notice would be issued if no compliance.	1	1	YES	0	Not Applicable
1	1	540	GRAVATT	11/15/2017	11/15/2017	Not Applicable	Rain	N	0	1	0	Not Applicable	0	Not Applicable	0	Not Applicable	0	Not Applicable	0	Not Applicable	0	Not Applicable	0	0	Not Applicable	0	Not Applicable			
1	See Above	540	GRAVATT	See Above	11/21/2017	Not Applicable	Clear	N	See Above	See Above	0	Not Applicable	0	Not Applicable	0	Not Applicable	0	Not Applicable	0	Not Applicable	0	Not Applicable	0	0	Not Applicable	0	Not Applicable			
1	1	5875	GRIZZLY PEAK	10/27/2017	10/27/2017	Not Applicable	Clear	N	0	1	0	Not Applicable	0	Not Applicable	0	Not Applicable	1	Enforcement Escalated	0	Not Applicable	0	Not Applicable	Date: 10/27/2017 Correction Notice  This site will have to make the following correction by November 3rd or a stop work notice will be issued.  1) Install secondary containment under outhouse.  2) Pick up all construction debris/materials around the site including the back, front and sides of the property.  3) Install erosion controls on all sides of property including silt fencing and wattles and all BMP's	2	1	YES	0	Not Applicable		
1	1	2850	HANNAH	3/1/2018	3/1/2018	Not Applicable	Rain	N	1	0	0	Not Applicable	1	Enforcement Escalated	0	Not Applicable	0	Not Applicable	1	Enforcement Escalated	0	Not Applicable	0	Not Applicable	Date: 3/1/2018 Contractor off hauling dirt without having the proper construction driveway installed. Contractor also has 10 wheeler dump truck parked on the sidewalk, no good. Erosion controls are not installed properly. No street sweeper on site. The trucks are stopped for the remaining part of today. After Corrections are made the contractor can resume off hauling.	2	1	YES	0	Not Applicable
1	1	40	HARRISON	2/20/2018	2/20/2018	Not Applicable	Clear	N	0	0	0	Not Applicable	0	Not Applicable	0	Not Applicable	0	Not Applicable	0	Not Applicable	0	Not Applicable	Date: 2/20/2018 The contractor cancel inspection.	0	0	Not Applicable	0	Not Applicable		

**City of Oakland  
Summary of Construction Site Control Inspections  
Private Projects  
FY 2017-2018**

Enter 1 per inspection	Enter 1 for each site	Number	Site Name	DATE			Weather	Rain & Runoff Y/N	> 1 acre	Hillside avg Slope 20% Dist over 5Ksf Soil and < 1 acre	Problems and Resolution (Resolution Options: Problem Fixed, Need More Time, Escalate Enforcement)										Illicit Discharge (R19)	Comments (Problem & Resolution))	Enforcement Level (R21)	Violation Corrected? (Y/N/TBD)				
				First Inspection	Inspection	Site Fully Stabilized					Erosion (R13)	Sediment (R14)		Run-on & Runoff (R15)	Active Treatment (R16)		Site Mgt. (R17)		Non S/W Mgt (R18)	10 Days				30 Days				
												0	Not Applicable		0	Not Applicable	0	Not Applicable							0	Not Applicable	0	Not Applicable
1	1	2350	HARRISON	6/7/2018	6/7/2018	Not Applicable	Clear	N	0	0	0	Not Applicable	0	Not Applicable	0	Not Applicable	0	Not Applicable	0	Not Applicable	0	Not Applicable	No C6 stormwater problems identified during inspection.	0	0	Not Applicable	0	Not Applicable
1	1	6666	HEATHER RIDGE	11/9/2017	11/9/2017	Not Applicable	Rain	N	0	1	0	Not Applicable	0	Not Applicable	0	Not Applicable	0	Not Applicable	0	Not Applicable	0	Not Applicable	No C6 stormwater problems identified during inspection.	0	0	Not Applicable	0	Not Applicable
1	1	195	HEGENBERGER	10/31/2017	10/31/2017	Not Applicable	Clear	N	1	0	0	Not Applicable	0	Not Applicable	0	Not Applicable	0	Not Applicable	0	Not Applicable	0	Not Applicable	No C6 stormwater problems identified during inspection.	0	0	Not Applicable	0	Not Applicable
1	1	7621	HILLMONT	6/20/2018	6/20/2018	Not Applicable	Clear	N	0	1	0	Not Applicable	0	Not Applicable	0	Not Applicable	1	Problem Fixed	0	Not Applicable	0	Not Applicable	Grading Inspection All fencing and wattles are in place. Contractor still has to install construction driveway and snow fence to protect the site.	1	1	YES	0	Not Applicable
1	1	3250	HOLLIS	11/1/2017	11/1/2017	Not Applicable	Clear	N	1	0	0	Not Applicable	0	Not Applicable	0	Not Applicable	0	Not Applicable	0	Not Applicable	0	Not Applicable	No C6 stormwater problems identified during inspection.	0	0	Not Applicable	0	Not Applicable
1	See Above	3250	HOLLIS	See Above	11/6/2017	Not Applicable	Clear	N	See Above	See Above	0	Not Applicable	0	Not Applicable	0	Not Applicable	0	Not Applicable	0	Not Applicable	0	Not Applicable	No C6 stormwater problems identified during inspection.	0	0	Not Applicable	0	Not Applicable
1	See Above	3250	HOLLIS	See Above	11/6/2017	Not Applicable	Clear	N	See Above	See Above	0	Not Applicable	0	Not Applicable	0	Not Applicable	0	Not Applicable	0	Not Applicable	0	Not Applicable	No C6 stormwater problems identified during inspection.	0	0	Not Applicable	0	Not Applicable
1	See Above	3250	HOLLIS	See Above	11/8/2017	Not Applicable	Rain	N	See Above	See Above	0	Not Applicable	0	Not Applicable	0	Not Applicable	0	Not Applicable	0	Not Applicable	0	Not Applicable	No C6 stormwater problems identified during inspection.	0	0	Not Applicable	0	Not Applicable
1	See Above	3250	HOLLIS	See Above	11/14/2017	Not Applicable	Clear	N	See Above	See Above	0	Not Applicable	0	Not Applicable	0	Not Applicable	0	Not Applicable	0	Not Applicable	0	Not Applicable	No C6 stormwater problems identified during inspection.	0	0	Not Applicable	0	Not Applicable
1	See Above	3250	HOLLIS	See Above	2/5/2018	Not Applicable	Clear	N	See Above	See Above	0	Not Applicable	0	Not Applicable	0	Not Applicable	0	Not Applicable	0	Not Applicable	0	Not Applicable	No C6 stormwater problems identified during inspection.	0	0	Not Applicable	0	Not Applicable
1	See Above	3250	HOLLIS	See Above	2/6/2018	Not Applicable	Clear	N	See Above	See Above	0	Not Applicable	0	Not Applicable	0	Not Applicable	0	Not Applicable	0	Not Applicable	0	Not Applicable	No C6 stormwater problems identified during inspection.	0	0	Not Applicable	0	Not Applicable
1	See Above	3250	HOLLIS	See Above	2/7/2018	Not Applicable	Clear	N	See Above	See Above	0	Not Applicable	0	Not Applicable	0	Not Applicable	0	Not Applicable	0	Not Applicable	0	Not Applicable	No C6 stormwater problems identified during inspection.	0	0	Not Applicable	0	Not Applicable
1	See Above	3250	HOLLIS	See Above	2/14/2018	Not Applicable	Clear	N	See Above	See Above	0	Not Applicable	0	Not Applicable	0	Not Applicable	0	Not Applicable	0	Not Applicable	0	Not Applicable	No C6 stormwater problems identified during inspection.	0	0	Not Applicable	0	Not Applicable
1	See Above	3250	HOLLIS	See Above	2/15/2018	Not Applicable	Clear	N	See Above	See Above	0	Not Applicable	0	Not Applicable	0	Not Applicable	0	Not Applicable	0	Not Applicable	0	Not Applicable	No C6 stormwater problems identified during inspection.	0	0	Not Applicable	0	Not Applicable
1	See Above	3250	HOLLIS	See Above	2/18/2018	Not Applicable	Clear	N	See Above	See Above	0	Not Applicable	0	Not Applicable	0	Not Applicable	0	Not Applicable	0	Not Applicable	0	Not Applicable	No C6 stormwater problems identified during inspection.	0	0	Not Applicable	0	Not Applicable
1	1	4432	HOWE	3/9/2018	3/9/2018	Not Applicable	Wet	N	0	0	0	Not Applicable	1	Enforcement Escalated	0	Not Applicable	1	Enforcement Escalated	1	Enforcement Escalated	0	Not Applicable	Contractor called for construction meeting. The contractor had already started off hauling dirt before I arrived. The construction driveway was not set up correctly, the site had one man trying flag traffic and sweep the street. The site required steel rattle plates for trucks and steel plates with non-skid protection for the pedestrian's sidewalk protection. I issued a Correction Notice to the Contractor.	2	1	YES	0	Not Applicable
1	1	4449	HOWE	10/24/2017	10/24/2017	Not Applicable	Clear	N	0	0	0	Not Applicable	0	Not Applicable	0	Not Applicable	0	Not Applicable	0	Not Applicable	0	Not Applicable	Contractor cancelled inspection in the office.	0	0	Not Applicable	0	Not Applicable
1	See Above	4449	HOWE	See Above	12/22/2017	Not Applicable	Clear	N	See Above	See Above	0	Not Applicable	0	Not Applicable	0	Not Applicable	0	Not Applicable	0	Not Applicable	0	Not Applicable	No C6 stormwater problems identified during inspection.	0	0	Not Applicable	0	Not Applicable
1	See Above	4449	HOWE	See Above	1/2/2018	Not Applicable	Clear	N	See Above	See Above	0	Not Applicable	0	Not Applicable	0	Not Applicable	0	Not Applicable	0	Not Applicable	0	Not Applicable	No C6 stormwater problems identified during inspection.	0	0	Not Applicable	0	Not Applicable
1	1	9400	INTERNATIONAL	7/20/2017	7/20/2017	Not Applicable	Clear	N	1	0	0	Not Applicable	0	Not Applicable	0	Not Applicable	0	Not Applicable	0	Not Applicable	0	Not Applicable	No C6 stormwater problems identified during inspection.	0	0	Not Applicable	0	Not Applicable
1	See Above	9400	INTERNATIONAL	See Above	8/9/2017	Not Applicable	Clear	N	See Above	See Above	0	Not Applicable	0	Not Applicable	0	Not Applicable	0	Not Applicable	0	Not Applicable	0	Not Applicable	No C6 stormwater problems identified during inspection.	0	0	Not Applicable	0	Not Applicable
1	See Above	9400	INTERNATIONAL	See Above	8/16/2017	Not Applicable	Clear	N	See Above	See Above	0	Not Applicable	0	Not Applicable	0	Not Applicable	0	Not Applicable	0	Not Applicable	0	Not Applicable	No C6 stormwater problems identified during inspection.	0	0	Not Applicable	0	Not Applicable
1	See Above	9400	INTERNATIONAL	See Above	8/17/2017	Not Applicable	Clear	N	See Above	See Above	0	Not Applicable	0	Not Applicable	0	Not Applicable	0	Not Applicable	0	Not Applicable	0	Not Applicable	No C6 stormwater problems identified during inspection.	0	0	Not Applicable	0	Not Applicable
1	See Above	9400	INTERNATIONAL	See Above	8/21/2017	Not Applicable	Clear	N	See Above	See Above	0	Not Applicable	0	Not Applicable	0	Not Applicable	0	Not Applicable	0	Not Applicable	0	Not Applicable	No C6 stormwater problems identified during inspection.	0	0	Not Applicable	0	Not Applicable
1	See Above	9400	INTERNATIONAL	See Above	9/12/2017	Not Applicable	Clear	N	See Above	See Above	0	Not Applicable	0	Not Applicable	0	Not Applicable	0	Not Applicable	0	Not Applicable	0	Not Applicable	No C6 stormwater problems identified during inspection.	0	0	Not Applicable	0	Not Applicable
1	See Above	9400	INTERNATIONAL	See Above	10/19/2017	Not Applicable	Rain	N	See Above	See Above	0	Not Applicable	0	Not Applicable	0	Not Applicable	0	Not Applicable	0	Not Applicable	0	Not Applicable	No C6 stormwater problems identified during inspection.	0	0	Not Applicable	0	Not Applicable

**City of Oakland  
Summary of Construction Site Control Inspections  
Private Projects  
FY 2017-2018**

Enter 1 per inspection	Enter 1 for each site	Number	Site Name	DATE			Weather	Rain & Runoff Y/N	> 1 acre	Hillside avg Slope 20% Dist over 5Ksf Soil and < 1 acre	Problems and Resolution (Resolution Options: Problem Fixed, Need More Time, Escalate Enforcement)						Illicit Discharge (R19)	Comments (Problem & Resolution))	Enforcement Level (R21)	Violation Corrected? (Y/N/TBD)									
				First Inspection	Inspection	Site Fully Stabilized					Erosion (R13)	Sediment (R14)		Run-on & Runoff (R15)	Active Treatment (R16)	Site Mgt. (R17)				Non S/W Mgt (R18)	10 Days	30 Days							
												0	1			0							1	0	1				
1	1	2618	INYO	6/4/2018	6/4/2018	Not Applicable	Clear	N	0	0	1	E	1	Enforcement Escalated	0	Not Applicable	0	Not Applicable	1	Enforcement Escalated	1	Enforcement Escalated	0	Not Applicable	3	1	YES	0	Not Applicable
1	See Above	2618	INYO	See Above	6/11/2018	Not Applicable	Clear	N	See Above	See Above	0	Not Applicable	0	Not Applicable	0	Not Applicable	0	Not Applicable	0	Not Applicable	0	Not Applicable	0	Not Applicable	0	0	Not Applicable	0	Not Applicable
1	See Above	2618	INYO	See Above	6/22/2018	Not Applicable	Clear	N	See Above	See Above	0	Not Applicable	0	Not Applicable	0	Not Applicable	1	Problem Fixed	0	Not Applicable	0	Not Applicable	1	1	YES	0	Not Applicable		
1	1	2624	INYO	6/4/2018	6/4/2018	Not Applicable	Clear	N	0	0	0	Not Applicable	1	Enforcement Escalated	0	Not Applicable	0	Not Applicable	1	Enforcement Escalated	1	Enforcement Escalated	0	Not Applicable	3	1	YES	0	Not Applicable
1	See Above	2624	INYO	See Above	6/8/2018	Not Applicable	Clear	N	See Above	See Above	1	Enforcement Escalated	0	Not Applicable	0	Not Applicable	1	Problem Fixed	0	Not Applicable	0	Not Applicable	1	1	YES	0	Not Applicable		
1	1	1801	JEFFERSON	9/19/2017	9/19/2017	Not Applicable	Clear	N	0	0	0	Not Applicable	0	Not Applicable	0	Not Applicable	0	Not Applicable	0	Not Applicable	0	Not Applicable	0	Not Applicable	0	0	Not Applicable	0	Not Applicable
1	1	10	JEWEL	3/28/2018	3/28/2018	Not Applicable	Clear	N	0	1	0	Not Applicable	0	Not Applicable	0	Not Applicable	0	Not Applicable	0	Not Applicable	0	Not Applicable	0	Not Applicable	0	0	Not Applicable	0	Not Applicable
1	1	7125	KENILWORTH	11/30/2017	11/30/2017	Not Applicable	Clear	N	0	1	0	Not Applicable	1	Problem Fixed	0	Not Applicable	0	Not Applicable	1	Problem Fixed	0	Not Applicable	0	Not Applicable	1	1	YES	0	Not Applicable
1	See Above	7125	KENILWORTH	See Above	2/23/2018	Not Applicable	Clear	N	See Above	See Above	0	Not Applicable	1	Enforcement Escalated	0	Not Applicable	0	Not Applicable	1	Enforcement Escalated	0	Not Applicable	1	Enforcement Escalated	2	1	YES	0	Not Applicable
1	1	32	KIMBERLEY	5/23/2018	5/23/2018	Not Applicable	Clear	N	0	1	0	Not Applicable	0	Not Applicable	0	Not Applicable	1	Problem Fixed	0	Not Applicable	0	Not Applicable	1	1	YES	0	Not Applicable		
1	1	5614	LA SALLE	8/3/2017	8/3/2017	Not Applicable	Clear	N	0	1	0	Not Applicable	0	Not Applicable	0	Not Applicable	0	Not Applicable	0	Not Applicable	0	Not Applicable	0	Not Applicable	0	0	Not Applicable	0	Not Applicable
1	See Above	5614	LA SALLE	See Above	8/7/2017	Not Applicable	Clear	N	See Above	See Above	0	Not Applicable	0	Not Applicable	0	Not Applicable	0	Not Applicable	0	Not Applicable	0	Not Applicable	0	Not Applicable	0	0	Not Applicable	0	Not Applicable

**City of Oakland  
Summary of Construction Site Control Inspections  
Private Projects  
FY 2017-2018**

Enter 1 per inspection	Enter 1 for each site	Number	Site Name	DATE			Weather	Rain & Runoff Y/N	> 1 acre	Hillside avg Slope 20% Dist over 5Ksf Soil and < 1 acre	Problems and Resolution (Resolution Options: Problem Fixed, Need More Time, Escalate Enforcement)						Illicit Discharge (R19)	Comments (Problem & Resolution))	Enforcement Level (R21)	Violation Corrected? (Y/N/TBD)						
				First Inspection	Inspection	Site Fully Stabilized					Erosion (R13)	Sediment (R14)	Run-on & Runoff (R15)	Active Treatment (R16)	Site Mgt. (R17)	Non S/W Mgt (R18)				10 Days	30 Days					
1	See Above	5614	LA SALLE	See Above	8/10/2017	Not Applicable	Clear	N	See Above	See Above	0	Not Applicable	0	Not Applicable	0	Not Applicable	0	Not Applicable	0	Not Applicable	No C6 stormwater problems identified during inspection.	0	0	Not Applicable	0	Not Applicable
1	1	300	LAKESIDE	6/29/2018	6/29/2018	Not Applicable	Clear	N	0	0	0	Not Applicable	0	Not Applicable	0	Not Applicable	0	Not Applicable	0	Not Applicable	No C6 stormwater problems identified during inspection.	0	0	Not Applicable	0	Not Applicable
1	1	677	LONGRIDGE	10/4/2017	10/4/2017	Not Applicable	Clear	N	0	1	0	Not Applicable	0	Not Applicable	0	Not Applicable	0	Not Applicable	0	Not Applicable	No C6 stormwater problems identified during inspection.	0	0	Not Applicable	0	Not Applicable
1	See Above	677	LONGRIDGE	See Above	3/6/2018	Not Applicable	Clear	N	See Above	See Above	0	Not Applicable	0	Not Applicable	0	Not Applicable	0	Not Applicable	0	Not Applicable	No C6 stormwater problems identified during inspection.	0	0	Not Applicable	0	Not Applicable
1	1	2126	M L KING JR	1/31/2018	1/31/2018	Not Applicable	Clear	N	0	0	0	Not Applicable	0	Not Applicable	0	Not Applicable	0	Not Applicable	0	Not Applicable	Date: 1/31/2018 Pre construction meeting with the contractor. Went over BMPs and erosion controls for the site.	0	0	Not Applicable	0	Not Applicable
1	See Above	2126	M L KING JR	See Above	2/2/2018	Not Applicable	Clear	N	See Above	See Above	0	Not Applicable	0	Not Applicable	0	Not Applicable	0	Not Applicable	0	Not Applicable	Date: 2/2/2018 Follow up c-6 inspection All is in order, no issues.	0	0	Not Applicable	0	Not Applicable
1	See Above	2126	M L KING JR	See Above	4/13/2018	Not Applicable	Clear	N	See Above	See Above	0	Not Applicable	0	Not Applicable	0	Not Applicable	0	Not Applicable	0	Not Applicable	Date: 4/13/2018 C-6 inspection All erosion controls are in place. Contractor requested the removal of the silt screen. However they are still excavating and creating dust. They may ask later on in the project.	0	0	Not Applicable	0	Not Applicable
1	1	2411	MACARTHUR	12/4/2017	12/4/2017	Not Applicable	Clear	N	0	0	0	Not Applicable	0	Not Applicable	0	Not Applicable	0	Not Applicable	0	Not Applicable	No C6 stormwater problems identified during inspection.	0	0	Not Applicable	0	Not Applicable
1	1	3814	MACARTHUR	9/8/2017	9/8/2017	Not Applicable	Clear	N	0	0	0	Not Applicable	0	Not Applicable	0	Not Applicable	1	Problem Fixed	0	Not Applicable	Met with Supt. Steve, after walking the site, the following corrections needed to be made. Install 6 ft high silt screen on the construction fences for dust control. Remove both plastic ramps in front of the plywood covering the EBMUD trench on 38th Ave, they are tripping hazards. Make the plywood stable with no movement at all and bevel both ends for wheelchair access. Install one more additional informational sign on the 38th Ave construction fence for hours of operation and names of contacts in case of emergency.	1	1	Y	0	Not Applicable
1	1	10700	MACARTHUR	9/13/2017	9/13/2017	Not Applicable	Clear	N	0	0	0	Not Applicable	0	Not Applicable	0	Not Applicable	0	Not Applicable	0	Not Applicable	No C6 stormwater problems identified during inspection.	0	0	Not Applicable	0	Not Applicable
1	See Above	10770	MACARTHUR	See Above	9/18/2017	Not Applicable	Clear	N	See Above	See Above	0	Not Applicable	0	Not Applicable	0	Not Applicable	1	Enforcement Escalated	0	Not Applicable	I could not inspect the contractor S/D pipe because they had back filled large sections of the pipe in the trench. The contractor must expose the pipe and show the bedding before back filling with CI II rock. 2) Erosion Controls are required, cover all dirt piles with black plastic visqueen. 3) Remove all sediment from the parking lot, vehicles can not track sediment off site, install a construction drive way or run sweeper. Gave a Correction Notice to the contractor Project Manager Jeff Edwards, inspection did Not Pass.	2	1	Not Applicable	0	Not Applicable
1	See Above	10770	MACARTHUR	See Above	9/22/2017	Not Applicable	Clear	N	See Above	See Above	0	Not Applicable	0	Not Applicable	0	Not Applicable	0	Not Applicable	0	Not Applicable	No C6 stormwater problems identified during inspection.	0	0	Not Applicable	0	Not Applicable
1	See Above	10770	MACARTHUR	See Above	9/29/2017	Not Applicable	Clear	N	See Above	See Above	0	Not Applicable	0	Not Applicable	0	Not Applicable	0	Not Applicable	0	Not Applicable	No C6 stormwater problems identified during inspection.	0	0	Not Applicable	0	Not Applicable
1	See Above	10770	MACARTHUR	See Above	11/8/2017	Not Applicable	Rain	N	See Above	See Above	0	Not Applicable	0	Not Applicable	0	Not Applicable	0	Not Applicable	0	Not Applicable	No C6 stormwater problems identified during inspection.	0	0	Not Applicable	0	Not Applicable
1	See Above	10770	MACARTHUR	See Above	11/16/2017	Not Applicable	Rain	N	See Above	See Above	0	Not Applicable	0	Not Applicable	0	Not Applicable	0	Not Applicable	0	Not Applicable	No C6 stormwater problems identified during inspection.	0	0	Not Applicable	0	Not Applicable
1	See Above	10770	MACARTHUR	See Above	11/21/2017	Not Applicable	Clear	N	See Above	See Above	0	Not Applicable	0	Not Applicable	0	Not Applicable	0	Not Applicable	0	Not Applicable	No C6 stormwater problems identified during inspection.	0	0	Not Applicable	0	Not Applicable
1	1	1900	MAGELLAN	4/3/2018	4/3/2018	Not Applicable	Clear	N	0	1	0	Not Applicable	0	Not Applicable	0	Not Applicable	0	Not Applicable	0	Not Applicable	Date: 4/3/2018 Final grading inspection All Permanent BMPs in place. However have not received the engineers letter of completion. Once I have the letter I will input into Accela.	0	0	Not Applicable	0	Not Applicable
1	See Above	1900	MAGELLAN	See Above	4/11/2018	Not Applicable	Rain	N	See Above	See Above	0	Not Applicable	0	Not Applicable	0	Not Applicable	0	Not Applicable	0	Not Applicable	I have received the Statement of Completion from the contractor it is ok to process the release of bond.	0	0	Not Applicable	0	Not Applicable



**City of Oakland  
Summary of Construction Site Control Inspections  
Private Projects  
FY 2017-2018**

Enter 1 per inspection	Enter 1 for each site	Number	Site Name	DATE			Weather	Rain & Runoff Y/N	> 1 acre	Hillside avg Slope 20% Dist over 5Ksf Soil and < 1 acre	Problems and Resolution (Resolution Options: Problem Fixed, Need More Time, Escalate Enforcement)										Illicit Discharge (R19)	Comments (Problem & Resolution))	Enforcement Level (R21)	Violation Corrected? (Y/N/TBD)				
				First Inspection	Inspection	Site Fully Stabilized					Erosion (R13)	Sediment (R14)		Run-on & Runoff (R15)	Active Treatment (R16)	Site Mgt. (R17)		Non S/W Mgt (R18)	10 Days	30 Days								
												0	Not Applicable			0	Not Applicable							0	Not Applicable			
1	1	3650	MANDELA	4/2/2018	4/2/2018	Not Applicable	Clear	N	0	0	0	Not Applicable	0	Not Applicable	0	Not Applicable	0	Not Applicable	0	Not Applicable	0	Not Applicable	0	0	Not Applicable	0	Not Applicable	
1	See Above	3650	MANDELA	See Above	4/3/2018	Not Applicable	Clear	N	See Above	See Above	0	Not Applicable	0	Not Applicable	0	Not Applicable	0	Not Applicable	0	Not Applicable	0	Not Applicable	0	0	Not Applicable	0	Not Applicable	
1	See Above	3650	MANDELA	See Above	4/26/2018	Not Applicable	Clear	N	See Above	See Above	0	Not Applicable	0	Not Applicable	0	Not Applicable	0	Not Applicable	0	Not Applicable	0	Not Applicable	0	0	Not Applicable	0	Not Applicable	
1	1	0	MANZANITA	10/16/2017	10/16/2017	Not Applicable	Clear	N	0	0	0	Not Applicable	0	Not Applicable	0	Not Applicable	1	Problem Fixed	0	Not Applicable	0	Not Applicable	Date: 10/16/2017 Met with Mary and the contractor about the on and off site issues. The grading will continue for two more days but all C-6s must be in place by tomorrow by 12 noon. I think this meeting will place everyone on the same page but if the contractor becomes none compliant again a stop work will be issued.	1	1	Y	0	Not Applicable
1	See Above	0	MANZANITA	See Above	10/17/2017	Not Applicable	Clear	N	See Above	See Above	0	Not Applicable	0	Not Applicable	0	Not Applicable	0	Not Applicable	0	Not Applicable	0	Not Applicable	Date: 10/17/2017 Contractor has abated most but not all site issues. There is still some soil that need to be removed and that will happen by 10/18/17 until the soil are removed the piles will be covered by plastic tarps. After soils have been removed a construction driveway will be installed with 3-6 inches of rip rap rock. All silt fencing and wattles are now in place, there is no dust or tracking taking place.	0	0	Not Applicable	0	Not Applicable
1	See Above	0	MANZANITA	See Above	10/19/2017	Not Applicable	Rain	N	See Above	See Above	0	Not Applicable	0	Not Applicable	0	Not Applicable	1	Problem Fixed	0	Not Applicable	0	Not Applicable	Contractor has most but not all erosion controls in place. The hillside that has been excavated should be covered with plastic Per BMP's and the contractor has been notified that he should protect the excavated area from cave ins until the retaining wall has been built.	1	1	Y	0	Not Applicable
1	See Above	0	MANZANITA	See Above	10/30/2017	Not Applicable	Clear	N	See Above	See Above	0	Not Applicable	0	Not Applicable	0	Not Applicable	0	Not Applicable	0	Not Applicable	0	Not Applicable	No C6 stormwater problems identified during inspection.	0	0	Not Applicable	0	Not Applicable
1	See Above	0	MANZANITA	See Above	12/27/2017	Not Applicable	Clear	N	See Above	See Above	0	Not Applicable	0	Not Applicable	0	Not Applicable	0	Not Applicable	0	Not Applicable	0	Not Applicable	Date: 12/27/2017 C-6 Inspection All BMP's in place no issues	0	0	Not Applicable	0	Not Applicable
1	1	2207	MANZANITA	10/16/2017	10/16/2017	Not Applicable	Clear	N	0	0	0	Not Applicable	0	Not Applicable	0	Not Applicable	1	Problem Fixed	0	Not Applicable	0	Not Applicable	Date: 10/16/2017 Met with Mary and the contractor about the on and off site issues. The grading will continue for two more days but all C-6s must be in place by tomorrow by 12 noon. I think this meeting will place everyone on the same page but if the contractor becomes none compliant again a stop work will be issued.	1	1	Y	0	Not Applicable
1	See Above	2207	MANZANITA	See Above	10/17/2017	Not Applicable	Clear	N	See Above	See Above	0	Not Applicable	0	Not Applicable	0	Not Applicable	1	Problem Fixed	0	Not Applicable	0	Not Applicable	Date: 10/17/2017 Contractor has abated most but not all site issues. There is still some soil that need to be removed and that will happen by 10/18/17 until the soil are removed the piles will be covered by plastic tarps. After soils have been removed a construction driveway will be installed with 3-6 inches of rip rap rock. All silt fencing and wattles are now in place, there is no dust or tracking taking place.	1	1	Y	0	Not Applicable
1	See Above	2207	MANZANITA	See Above	10/19/2017	Not Applicable	Rain	N	See Above	See Above	0	Not Applicable	0	Not Applicable	0	Not Applicable	0	Not Applicable	0	Not Applicable	0	Not Applicable	Contractor has most but not all erosion controls in place. The hillside that has been excavated should be covered with plastic Per BMP's and the contractor has been notified that he should protect the excavated area from cave ins until the retaining wall has been built.	0	0	Not Applicable	0	Not Applicable
1	See Above	2207	MANZANITA	See Above	10/30/2017	Not Applicable	Clear	N	See Above	See Above	0	Not Applicable	0	Not Applicable	0	Not Applicable	0	Not Applicable	0	Not Applicable	0	Not Applicable	No C6 stormwater problems identified during inspection.	3	1	Y	0	Not Applicable
1	See Above	2207	MANZANITA	See Above	12/27/2017	Not Applicable	Clear	N	See Above	See Above	0	Not Applicable	0	Not Applicable	0	Not Applicable	0	Not Applicable	0	Not Applicable	0	Not Applicable	Date: 12/27/2017 C-6 Inspection All BMP's in place no issues	0	0	Not Applicable	0	Not Applicable

**City of Oakland  
Summary of Construction Site Control Inspections  
Private Projects  
FY 2017-2018**

Enter 1 per inspection	Enter 1 for each site	Number	Site Name	DATE			Weather	Rain & Runoff Y/N	> 1 acre	Hillside avg Slope 20% Dist over 5Ksf Soil and < 1 acre	Problems and Resolution (Resolution Options: Problem Fixed,Need More Time, Escalate Enforcement)						Illicit Discharge (R19)	Comments (Problem & Resolution))	Enforcement Level (R21)	Violation Corrected? (Y/N/TBD)										
				First Inspection	Inspection	Site Fully Stabilized					Erosion (R13)	Sediment (R14)		Run-on & Runoff (R15)	Active Treatment (R16)	Site Mgt. (R17)				Non S/W Mgt (R18)	10 Days	30 Days								
1	1	5963	MARGARIDO	12/19/2017	12/19/2017	Not Applicable	Clear	N	0	1	1	Problem Fixed	0	Not Applicable	0	Not Applicable	0	Not Applicable	0	Not Applicable	0	Not Applicable	Date: 12/18/2017 Correction Notice  To final the grading permit the following Correction need to be made.  1) Retaining wall needs to be built to hold back soil on the right side of the building  2) Need Engineers Letter  3) complete landscape and permanent erosion controls for the site	2	1	YES	0	Not Applicable		
1	See Above	5963	MARGARIDO	See Above	12/28/2017	Not Applicable	Clear	N	See Above	See Above	0	Not Applicable	0	Not Applicable	0	Not Applicable	0	Not Applicable	0	Not Applicable	0	Not Applicable	No C6 stormwater problems identified during inspection.	0	0	Not Applicable	0	Not Applicable		
1	See Above	5963	MARGARIDO	See Above	6/7/2018	Not Applicable	Clear	N	See Above	See Above	0	Not Applicable	0	Not Applicable	0	Not Applicable	0	Not Applicable	0	Not Applicable	0	Not Applicable	No C6 stormwater problems identified during inspection.	0	0	Not Applicable	0	Not Applicable		
1	1	610	MARKET	8/17/2017	8/17/2017	Not Applicable	Clear	N	0	0	0	Not Applicable	1	Enforcement Escalated	0	Not Applicable	0	Not Applicable	1	Enforcement Escalated	0	Not Applicable	0	Not Applicable	Contractor called for trash enclosure re-bar footing inspection. Upon arriving at the construction site the Owner/Contractor has not installed any Erosion Controls around the site at all. Owner /Contractor is transporting dirt spoils from other locations to this property and dumping / storing the dirt at this location. a Grading Permit is required. A Construction Driveway is required including fabric,Rip-Rap Rock 3" - 6 1/2", 2 steel rattle /rumble plates, No silt screen material installed on cyclone construction fencing. The twenty or more dirt piles that have been dumped on site, non of them have plastic protection covering. No water on site for dust control. A Correction Notice was issued to the contractor. Remove all the weeds and trash, on site. The footing can not be poured until all the Erosion Controls are in place and have been inspected by the C/O/O.	2	1	Yes	0	Not Applicable
1	See Above	610	MARKET	See Above	2/15/2018	Not Applicable	Clear	N	See Above	See Above	0	Not Applicable	1	Problem Fixed	0	Not Applicable	0	Not Applicable	1	Problem Fixed	1	Enforcement Escalated	0	Not Applicable	Met with Construction Rep Mark Farmer. The erosion controls are not installed properly. The 3ft high silt screen fencing is not installed 6" in the ground as required, Dirt from dirt piles stacked up against the cyclone fencing in the rear, needs to be pulled back onto construction site. Install erosion between dirt piles and cyclone fencing. (3) Install construction drive way below ground level not on top of dirt. (4) Cut weeds around construction site inside and out. (5) Cover all dirt piles with plastic front and back.	1	1	Yes	0	Not Applicable
1	1	0	MCDONELL	11/1/2017	11/1/2017	Not Applicable	Clear	N	0	1	0	Not Applicable	0	Not Applicable	0	Not Applicable	0	Not Applicable	0	Not Applicable	0	Not Applicable	Inspect erosion controls and repairs to slide repair site. Okay to final	0	0	Not Applicable	0	Not Applicable		
1	1	5833	MENDOZA	1/9/2018	1/9/2018	Not Applicable	Rain	N	0	1	0	Not Applicable	0	Not Applicable	0	Not Applicable	0	Not Applicable	0	Not Applicable	0	Not Applicable	No C6 stormwater problems identified during inspection.	0	0	Not Applicable	0	Not Applicable		
1	See Above	5833	MENDOZA	See Above	1/18/2018	Not Applicable	Rain	N	See Above	See Above	0	Not Applicable	0	Not Applicable	0	Not Applicable	0	Not Applicable	0	Not Applicable	0	Not Applicable	No C6 stormwater problems identified during inspection.	0	0	Not Applicable	0	Not Applicable		
1	1	7833	MICHIGAN	9/14/2017	9/14/2017	Not Applicable	Clear	N	0	0	0	Not Applicable	1	Enforcement Escalated	0	Not Applicable	0	Not Applicable	1	Enforcement Escalated	0	Not Applicable	0	Not Applicable	The contractor has did some clearing of brush on the property, all of the debris has not been cleared or removed. Install erosion controls, I gave the construction crew a Correction Notice to give to the Superintendent .	2	1	Y	0	Not Applicable
1	1	124	MONTECITO	10/6/2017	10/6/2017	Not Applicable	Clear	N	0	0	0	Not Applicable	0	Not Applicable	0	Not Applicable	0	Not Applicable	0	Not Applicable	0	Not Applicable	No C6 stormwater problems identified during inspection.	0	0	Not Applicable	0	Not Applicable		

**City of Oakland  
Summary of Construction Site Control Inspections  
Private Projects  
FY 2017-2018**

Enter 1 per inspection	Enter 1 for each site	Number	Site Name	DATE			Weather	Rain & Runoff Y/N	> 1 acre	Hillside avg Slope 20% Dist over 5Ksf Soil and < 1 acre	Problems and Resolution (Resolution Options: Problem Fixed, Need More Time, Escalate Enforcement)						Illicit Discharge (R19)	Comments (Problem & Resolution))	Enforcement Level (R21)	Violation Corrected? (Y/N/TBD)									
				First Inspection	Inspection	Site Fully Stabilized					Erosion (R13)	Sediment (R14)		Run-on & Runoff (R15)	Active Treatment (R16)					Site Mgt. (R17)		Non S/W Mgt (R18)	10 Days	30 Days					
												1	Enforcement Escalated		0	Not Applicable				0	Not Applicable				1	Enforcement Escalated	0	Not Applicable	
1	1	4482	MONTGOMERY	10/23/2017	10/23/2017	Not Applicable	Clear	N	0	0	0	Not Applicable	1	Enforcement Escalated	0	Not Applicable	0	Not Applicable	1	Enforcement Escalated	0	Not Applicable	0	Not Applicable	1	Yes	0	Not Applicable	
1	1	2084	MOUNTAIN	2/5/2018	2/5/2018	Not Applicable	Clear	N	0	0	0	Not Applicable	0	Not Applicable	0	Not Applicable	0	Not Applicable	0	Not Applicable	0	Not Applicable	0	Not Applicable	0	Not Applicable	0	Not Applicable	
1	See Above	2084	MOUNTAIN	See Above	2/26/2018	Not Applicable	Rain	N	See Above	See Above	0	Not Applicable	0	Not Applicable	0	Not Applicable	0	Not Applicable	0	Not Applicable	0	Not Applicable	0	Not Applicable	0	Not Applicable	0	Not Applicable	
1	See Above	2084	MOUNTAIN	See Above	3/7/2018	Not Applicable	Rain	N	See Above	See Above	0	Not Applicable	0	Not Applicable	0	Not Applicable	0	Not Applicable	0	Not Applicable	0	Not Applicable	0	Not Applicable	0	Not Applicable	0	Not Applicable	
1	See Above	2084	MOUNTAIN	See Above	3/12/2018	Not Applicable	Rain	N	See Above	See Above	0	Not Applicable	0	Not Applicable	0	Not Applicable	0	Not Applicable	0	Not Applicable	0	Not Applicable	0	Not Applicable	0	Not Applicable	0	Not Applicable	
1	See Above	2084	MOUNTAIN	See Above	6/18/2018	Not Applicable	Clear	N	See Above	See Above	0	Not Applicable	0	Not Applicable	0	Not Applicable	0	Not Applicable	0	Not Applicable	0	Not Applicable	0	Not Applicable	0	Not Applicable	0	Not Applicable	
1	See Above	2084	MOUNTAIN	See Above	6/19/2018	Not Applicable	Clear	N	See Above	See Above	0	Not Applicable	0	Not Applicable	0	Not Applicable	0	Not Applicable	0	Not Applicable	0	Not Applicable	0	Not Applicable	0	Not Applicable	0	Not Applicable	
1	1	2310	MYRTLE	10/31/2017	10/31/2017	Not Applicable	Clear	N	1	0	0	Not Applicable	0	Not Applicable	0	Not Applicable	0	Not Applicable	0	Not Applicable	0	Not Applicable	0	Not Applicable	0	Not Applicable	0	Not Applicable	
1	See Above	2310	MYRTLE	See Above	11/1/2017	Not Applicable	Clear	N	See Above	See Above	0	Not Applicable	0	Not Applicable	0	Not Applicable	0	Not Applicable	0	Not Applicable	0	Not Applicable	0	Not Applicable	0	Not Applicable	0	Not Applicable	
1	See Above	2310	MYRTLE	See Above	11/8/2017	Not Applicable	Rain	N	See Above	See Above	0	Not Applicable	0	Not Applicable	0	Not Applicable	0	Not Applicable	0	Not Applicable	0	Not Applicable	0	Not Applicable	0	Not Applicable	0	Not Applicable	
1	See Above	2310	MYRTLE	See Above	11/15/2017	Not Applicable	Rain	N	See Above	See Above	0	Not Applicable	0	Not Applicable	0	Not Applicable	0	Not Applicable	0	Not Applicable	0	Not Applicable	0	Not Applicable	0	Not Applicable	0	Not Applicable	
1	See Above	2310	MYRTLE	See Above	11/21/2017	Not Applicable	Clear	N	See Above	See Above	0	Not Applicable	0	Not Applicable	0	Not Applicable	0	Not Applicable	0	Not Applicable	0	Not Applicable	0	Not Applicable	0	Not Applicable	0	Not Applicable	
1	See Above	2310	MYRTLE	See Above	11/28/2017	Not Applicable	Wet	N	See Above	See Above	0	Not Applicable	0	Not Applicable	0	Not Applicable	0	Not Applicable	0	Not Applicable	0	Not Applicable	0	Not Applicable	0	Not Applicable	0	Not Applicable	
1	See Above	2310	MYRTLE	See Above	1/4/2018	Not Applicable	Rain	N	See Above	See Above	0	Not Applicable	1	Enforcement Escalated	0	Not Applicable	0	Not Applicable	0	Not Applicable	0	Not Applicable	1	Enforcement Escalated	3	1	YES	0	Not Applicable
1	See Above	2310	MYRTLE	See Above	2/2/2018	Not Applicable	Clear	N	See Above	See Above	0	Not Applicable	0	Not Applicable	0	Not Applicable	0	Not Applicable	0	Not Applicable	0	Not Applicable	0	Not Applicable	0	Not Applicable	0	Not Applicable	
1	See Above	2310	MYRTLE	See Above	2/15/2018	Not Applicable	Clear	N	See Above	See Above	0	Not Applicable	0	Not Applicable	0	Not Applicable	0	Not Applicable	0	Not Applicable	0	Not Applicable	0	Not Applicable	0	Not Applicable	0	Not Applicable	
1	See Above	2310	MYRTLE	See Above	2/21/2018	Not Applicable	Clear	N	See Above	See Above	0	Not Applicable	0	Not Applicable	0	Not Applicable	0	Not Applicable	0	Not Applicable	0	Not Applicable	0	Not Applicable	0	Not Applicable	0	Not Applicable	
1	See Above	2310	MYRTLE	See Above	3/7/2018	Not Applicable	Rain	N	See Above	See Above	0	Not Applicable	1	Enforcement Escalated	0	Not Applicable	1	Enforcement Escalated	0	Not Applicable	1	Enforcement Escalated	3	1	Yes	0	Not Applicable		

**City of Oakland  
Summary of Construction Site Control Inspections  
Private Projects  
FY 2017-2018**

Enter 1 per inspection	Enter 1 for each site	Number	Site Name	DATE			Weather	Rain & Runoff Y/N	> 1 acre	Hillside avg Slope 20% Dist over 5Ksf Soil and < 1 acre	Problems and Resolution (Resolution Options: Problem Fixed, Need More Time, Escalate Enforcement)						Illicit Discharge (R19)	Comments (Problem & Resolution))	Enforcement Level (R21)	Violation Corrected? (Y/N/TBD)								
				First Inspection	Inspection	Site Fully Stabilized					Erosion (R13)	Sediment (R14)	Run-on & Runoff (R15)	Active Treatment (R16)	Site Mgt. (R17)	Non S/W Mgt (R18)				10 Days	30 Days							
1	See Above	2310	MYRTLE	See Above	3/27/2018	Not Applicable	Clear	N	See Above	See Above	0	Not Applicable	1	Enforcement Escalated	0	Not Applicable	1	Enforcement Escalated	0	Not Applicable	0	Not Applicable	Date: 3/27/2018 Site inspection revealed the following violations for C-6 / Erosion Controls.  1) Tracking from all construction entrenches at both sites.  2) Missing and damaged silt fencing and waddles around the entire project .  3) Missing signage  4) Curb and gutter clean up  5) Trash and sediment in storm drain inlets.  In general site management is poor and a Stop Work was issued. This is the third Stop Work issued for BMPs	2	1	Yes	0	Not Applicable
1	See Above	2310	MYRTLE	See Above	4/30/2018	Not Applicable	Clear	N	See Above	See Above	0	Not Applicable	1	Enforcement Escalated	0	Not Applicable	0	Not Applicable	0	Not Applicable	0	Not Applicable	contractor was tracking from the site an stop work was issued. This inspection reveled that improvements have been made but more time is needed to complete all issues	3	1	YES	0	Not Applicable
1	See Above	2310	MYRTLE	See Above	6/18/2018	Not Applicable	Clear	N	See Above	See Above	0	Not Applicable	0	Not Applicable	0	Not Applicable	0	Not Applicable	0	Not Applicable	0	Not Applicable	No C6 stormwater problems identified during inspection.	0	0	Not Applicable	0	Not Applicable
1	1	6105	OAKDALE	1/12/2018	1/12/2018	Not Applicable	Clear	N	1	1	1	Enforcement Escalated	1	Enforcement Escalated	0	Not Applicable	0	Not Applicable	1	Enforcement Escalated	0	Not Applicable	The contractor is building a new house. The construction site in not compliance with BMP'S. Hill side cuts are not covered with tarps or plastic. Erosion controls are not in place to prevent sediment from running off site down the street into a protected storm drain catch basin. The site has 3 K-rails placed on the street in front of the site with dirt piled up against them. N/G. The site will receive a Stop Work Order for Non- Compliance Construction in regards to Grading and building Plans on Tuesday 1/16/18. No one on site today.	3	1	Yes	0	Not Applicable
1	1	4801	OAKPORT	10/12/2017	10/12/2017	Not Applicable	Clear	N	0	0	0	Not Applicable	0	Not Applicable	0	Not Applicable	0	Not Applicable	0	Not Applicable	0	Not Applicable	No C6 stormwater problems identified during inspection.	0	0	Not Applicable	0	Not Applicable
1	1	7001	OAKPORT	8/16/2017	8/16/2017	Not Applicable	Clear	N	1	0	0	Not Applicable	0	Not Applicable	0	Not Applicable	0	Not Applicable	0	Not Applicable	0	Not Applicable	No C6 stormwater problems identified during inspection.	0	0	Not Applicable	0	Not Applicable
1	See Above	7001	OAKPORT	See Above	8/17/2017	Not Applicable	Clear	N	See Above	See Above	0	Not Applicable	0	Not Applicable	0	Not Applicable	0	Not Applicable	0	Not Applicable	0	Not Applicable	No C6 stormwater problems identified during inspection.	0	0	Not Applicable	0	Not Applicable
1	See Above	7001	OAKPORT	See Above	8/21/2017	Not Applicable	Clear	N	See Above	See Above	0	Not Applicable	0	Not Applicable	0	Not Applicable	0	Not Applicable	0	Not Applicable	0	Not Applicable	No C6 stormwater problems identified during inspection.	0	0	Not Applicable	0	Not Applicable
1	See Above	7001	OAKPORT	See Above	8/22/2017	Not Applicable	Clear	N	See Above	See Above	0	Not Applicable	0	Not Applicable	0	Not Applicable	0	Not Applicable	0	Not Applicable	0	Not Applicable	No C6 stormwater problems identified during inspection.	0	0	Not Applicable	0	Not Applicable
1	See Above	7001	OAKPORT	See Above	8/23/2017	Not Applicable	Clear	N	See Above	See Above	0	Not Applicable	0	Not Applicable	0	Not Applicable	0	Not Applicable	0	Not Applicable	0	Not Applicable	No C6 stormwater problems identified during inspection.	0	0	Not Applicable	0	Not Applicable
1	See Above	7001	OAKPORT	See Above	8/24/2017	Not Applicable	Clear	N	See Above	See Above	0	Not Applicable	0	Not Applicable	0	Not Applicable	0	Not Applicable	0	Not Applicable	0	Not Applicable	No C6 stormwater problems identified during inspection.	0	0	Not Applicable	0	Not Applicable
1	See Above	7001	OAKPORT	See Above	8/25/2017	Not Applicable	Clear	N	See Above	See Above	0	Not Applicable	0	Not Applicable	0	Not Applicable	0	Not Applicable	0	Not Applicable	0	Not Applicable	No C6 stormwater problems identified during inspection.	0	0	Not Applicable	0	Not Applicable
1	See Above	7001	OAKPORT	See Above	8/28/2017	Not Applicable	Clear	N	See Above	See Above	0	Not Applicable	0	Not Applicable	0	Not Applicable	0	Not Applicable	0	Not Applicable	0	Not Applicable	No C6 stormwater problems identified during inspection.	0	0	Not Applicable	0	Not Applicable
1	See Above	7001	OAKPORT	See Above	8/29/2017	Not Applicable	Clear	N	See Above	See Above	0	Not Applicable	0	Not Applicable	0	Not Applicable	0	Not Applicable	0	Not Applicable	0	Not Applicable	No C6 stormwater problems identified during inspection.	0	0	Not Applicable	0	Not Applicable
1	See Above	7001	OAKPORT	See Above	8/30/2017	Not Applicable	Clear	N	See Above	See Above	0	Not Applicable	0	Not Applicable	0	Not Applicable	0	Not Applicable	0	Not Applicable	0	Not Applicable	No C6 stormwater problems identified during inspection.	0	0	Not Applicable	0	Not Applicable

**City of Oakland  
Summary of Construction Site Control Inspections  
Private Projects  
FY 2017-2018**

Enter 1 per inspection	Enter 1 for each site	Number	Site Name	DATE			Weather	Rain & Runoff Y/N	> 1 acre	Hillside avg Slope 20% Dist over 5Ksf Soil and < 1 acre	Problems and Resolution (Resolution Options: Problem Fixed, Need More Time, Escalate Enforcement)										Illicit Discharge (R19)	Comments (Problem & Resolution))	Enforcement Level (R21)	Violation Corrected? (Y/N/TBD)				
				First Inspection	Inspection	Site Fully Stabilized					Erosion (R13)	Sediment (R14)		Run-on & Runoff (R15)	Active Treatment (R16)	Site Mgt. (R17)		Non S/W Mgt (R18)	10 Days	30 Days								
1	See Above	7001	OAKPORT	See Above	8/31/2017	Not Applicable	Clear	N	See Above	See Above	0	Not Applicable	0	Not Applicable	0	Not Applicable	0	Not Applicable	0	Not Applicable	0	Not Applicable	No C6 stormwater problems identified during inspection.	0	0	Not Applicable	0	Not Applicable
1	See Above	7001	OAKPORT	See Above	9/7/2017	Not Applicable	Clear	N	See Above	See Above	0	Not Applicable	0	Not Applicable	0	Not Applicable	0	Not Applicable	0	Not Applicable	0	Not Applicable	No C6 stormwater problems identified during inspection.	0	0	Not Applicable	0	Not Applicable
1	See Above	7001	OAKPORT	See Above	9/7/2017	Not Applicable	Clear	N	See Above	See Above	0	Not Applicable	0	Not Applicable	0	Not Applicable	0	Not Applicable	0	Not Applicable	0	Not Applicable	No C6 stormwater problems identified during inspection.	0	0	Not Applicable	0	Not Applicable
1	See Above	7001	OAKPORT	See Above	9/8/2017	Not Applicable	Clear	N	See Above	See Above	0	Not Applicable	0	Not Applicable	0	Not Applicable	0	Not Applicable	0	Not Applicable	0	Not Applicable	No C6 stormwater problems identified during inspection.	0	0	Not Applicable	0	Not Applicable
1	See Above	7001	OAKPORT	See Above	9/12/2017	Not Applicable	Clear	N	See Above	See Above	0	Not Applicable	0	Not Applicable	0	Not Applicable	0	Not Applicable	0	Not Applicable	0	Not Applicable	No C6 stormwater problems identified during inspection.	0	0	Not Applicable	0	Not Applicable
1	See Above	7001	OAKPORT	See Above	9/13/2017	Not Applicable	Clear	N	See Above	See Above	0	Not Applicable	0	Not Applicable	0	Not Applicable	0	Not Applicable	0	Not Applicable	0	Not Applicable	No C6 stormwater problems identified during inspection.	0	0	Not Applicable	0	Not Applicable
1	See Above	7001	OAKPORT	See Above	9/14/2017	Not Applicable	Clear	N	See Above	See Above	0	Not Applicable	0	Not Applicable	0	Not Applicable	0	Not Applicable	0	Not Applicable	0	Not Applicable	No C6 stormwater problems identified during inspection.	0	0	Not Applicable	0	Not Applicable
1	See Above	7001	OAKPORT	See Above	12/19/2017	Not Applicable	Clear	N	See Above	See Above	0	Not Applicable	0	Not Applicable	0	Not Applicable	0	Not Applicable	0	Not Applicable	0	Not Applicable	No C6 stormwater problems identified during inspection.	0	0	Not Applicable	0	Not Applicable
1	See Above	7001	OAKPORT	See Above	2/22/2018	Not Applicable	Clear	N	See Above	See Above	0	Not Applicable	0	Not Applicable	0	Not Applicable	0	Not Applicable	0	Not Applicable	0	Not Applicable	Date: 2/22/2018 Met with superintendent Kelly inspect erosion controls. The wind is starting to blow the contractor must use water to keep the dust control under control. Inspect three bio retention structures for pouring on Friday morning OK to pour.	0	0	Not Applicable	0	Not Applicable
1	See Above	7001	OAKPORT	See Above	2/27/2018	Not Applicable	Wet	N	See Above	See Above	0	Not Applicable	0	Not Applicable	0	Not Applicable	0	Not Applicable	0	Not Applicable	0	Not Applicable	No C6 stormwater problems identified during inspection.	0	0	Not Applicable	0	Not Applicable
1	See Above	7001	OAKPORT	See Above	3/5/2018	Not Applicable	Clear	N	See Above	See Above	0	Not Applicable	0	Not Applicable	0	Not Applicable	0	Not Applicable	0	Not Applicable	0	Not Applicable	No C6 stormwater problems identified during inspection.	0	0	Not Applicable	0	Not Applicable
1	See Above	7001	OAKPORT	See Above	3/7/2018	Not Applicable	Rain	N	See Above	See Above	0	Not Applicable	0	Not Applicable	0	Not Applicable	0	Not Applicable	0	Not Applicable	0	Not Applicable	No C6 stormwater problems identified during inspection.	0	0	Not Applicable	0	Not Applicable
1	See Above	7001	OAKPORT	See Above	4/4/2018	Not Applicable	Clear	N	See Above	See Above	0	Not Applicable	0	Not Applicable	0	Not Applicable	0	Not Applicable	0	Not Applicable	0	Not Applicable	No C6 stormwater problems identified during inspection.	0	0	Not Applicable	0	Not Applicable
1	See Above	7001	OAKPORT	See Above	4/11/2018	Not Applicable	Rain	N	See Above	See Above	0	Not Applicable	0	Not Applicable	0	Not Applicable	0	Not Applicable	0	Not Applicable	0	Not Applicable	No C6 stormwater problems identified during inspection.	0	0	Not Applicable	0	Not Applicable
1	See Above	7001	OAKPORT	See Above	4/16/2018	Not Applicable	Clear	N	See Above	See Above	0	Not Applicable	0	Not Applicable	0	Not Applicable	0	Not Applicable	0	Not Applicable	0	Not Applicable	No C6 stormwater problems identified during inspection.	0	0	Not Applicable	0	Not Applicable
1	See Above	7001	OAKPORT	See Above	4/19/2018	Not Applicable	Clear	N	See Above	See Above	0	Not Applicable	0	Not Applicable	0	Not Applicable	0	Not Applicable	0	Not Applicable	0	Not Applicable	No C6 stormwater problems identified during inspection.	0	0	Not Applicable	0	Not Applicable
1	See Above	7001	OAKPORT	See Above	4/29/2018	Not Applicable	Clear	N	See Above	See Above	0	Not Applicable	0	Not Applicable	0	Not Applicable	0	Not Applicable	0	Not Applicable	0	Not Applicable	No C6 stormwater problems identified during inspection.	0	0	Not Applicable	0	Not Applicable
1	See Above	7001	OAKPORT	See Above	5/2/2018	Not Applicable	Clear	N	See Above	See Above	0	Not Applicable	0	Not Applicable	0	Not Applicable	0	Not Applicable	0	Not Applicable	0	Not Applicable	No C6 stormwater problems identified during inspection.	0	0	Not Applicable	0	Not Applicable
1	See Above	7001	OAKPORT	See Above	5/8/2018	Not Applicable	Clear	N	See Above	See Above	0	Not Applicable	0	Not Applicable	0	Not Applicable	0	Not Applicable	0	Not Applicable	0	Not Applicable	No C6 stormwater problems identified during inspection.	0	0	Not Applicable	0	Not Applicable
1	See Above	7001	OAKPORT	See Above	5/9/2018	Not Applicable	Clear	N	See Above	See Above	0	Not Applicable	0	Not Applicable	0	Not Applicable	0	Not Applicable	0	Not Applicable	0	Not Applicable	No C6 stormwater problems identified during inspection.	0	0	Not Applicable	0	Not Applicable
1	See Above	7001	OAKPORT	See Above	6/19/2018	Not Applicable	Clear	N	See Above	See Above	0	Not Applicable	1	Enforcement Escalated	0	Not Applicable	0	Not Applicable	0	Not Applicable	0	Not Applicable	Inspect two Bio-retention swales, pipes, rock and sandy looms for planting, OK. 2) Contractor removed his construction driveway to make grading levels for asphalt paving. However the construction vehicles are tracking sediment off site. There are no methods on site to keep the street clean. Dust and erosion controls are required to be maintained, Correction Notice given to the contractor..	2	1	YES	0	Not Applicable
1	1	6995	PASO ROBLES	10/23/2017	10/23/2017	Not Applicable	Clear	N	0	1	0	Not Applicable	0	Not Applicable	0	Not Applicable	0	Not Applicable	0	Not Applicable	0	Not Applicable	No C6 stormwater problems identified during inspection.	0	0	Not Applicable	0	Not Applicable
1	See Above	6995	PASO ROBLES	See Above	12/21/2017	Not Applicable	Clear	N	See Above	See Above	0	Not Applicable	0	Not Applicable	0	Not Applicable	0	Not Applicable	0	Not Applicable	0	Not Applicable	No C6 stormwater problems identified during inspection.	0	0	Not Applicable	0	Not Applicable
1	See Above	6995	PASO ROBLES	See Above	1/3/2018	Not Applicable	Rain	N	See Above	See Above	0	Not Applicable	0	Not Applicable	0	Not Applicable	0	Not Applicable	0	Not Applicable	0	Not Applicable	No C6 stormwater problems identified during inspection.	0	0	Not Applicable	0	Not Applicable
1	See Above	6995	PASO ROBLES	See Above	1/8/2018	Not Applicable	Rain	N	See Above	See Above	0	Not Applicable	0	Not Applicable	0	Not Applicable	0	Not Applicable	0	Not Applicable	0	Not Applicable	No C6 stormwater problems identified during inspection.	0	0	Not Applicable	0	Not Applicable
1	1	2950	PERALTA OAKS	7/24/2017	7/24/2017	Not Applicable	Clear	N	0	0	0	Not Applicable	0	Not Applicable	0	Not Applicable	0	Not Applicable	0	Not Applicable	0	Not Applicable	No C6 stormwater problems identified during inspection.	0	0	Not Applicable	0	Not Applicable
1	1	3770	PIEDMONT	7/25/2017	7/25/2017	Not Applicable	Clear	N	0	0	0	Not Applicable	0	Not Applicable	0	Not Applicable	0	Not Applicable	0	Not Applicable	0	Not Applicable	No C6 stormwater problems identified during inspection.	0	0	Not Applicable	0	Not Applicable

**City of Oakland  
Summary of Construction Site Control Inspections  
Private Projects  
FY 2017-2018**

Enter 1 per inspection	Enter 1 for each site	Number	Site Name	DATE			Weather	Rain & Runoff Y/N	> 1 acre	Hillside avg Slope 20% Dist over 5Ksf Soil and < 1 acre	Problems and Resolution (Resolution Options: Problem Fixed, Need More Time, Escalate Enforcement)						Illicit Discharge (R19)	Comments (Problem & Resolution))	Enforcement Level (R21)	Violation Corrected? (Y/N/TBD)							
				First Inspection	Inspection	Site Fully Stabilized					Erosion (R13)	Sediment (R14)		Run-on & Runoff (R15)		Active Treatment (R16)				Site Mgt. (R17)		Non S/W Mgt (R18)	10 Days	30 Days			
												0	1	0	1	0				1	0			1	0	1	0
1	See Above	3770	PIEDMONT	See Above	8/1/2017	Not Applicable	Clear	N	See Above	See Above	0	Not Applicable	0	Not Applicable	0	Not Applicable	0	Not Applicable	0	Not Applicable	0	Not Applicable	0	0	Not Applicable	0	Not Applicable
1	See Above	3770	PIEDMONT	See Above	1/30/2018	Not Applicable	Clear	N	See Above	See Above	0	Not Applicable	0	Not Applicable	0	Not Applicable	0	Not Applicable	0	Not Applicable	0	Not Applicable	0	0	Not Applicable	0	Not Applicable
1	See Above	3770	PIEDMONT	See Above	1/30/2018	Not Applicable	Clear	N	See Above	See Above	0	Not Applicable	0	Not Applicable	0	Not Applicable	0	Not Applicable	0	Not Applicable	0	Not Applicable	0	0	Not Applicable	0	Not Applicable
1	See Above	3770	PIEDMONT	See Above	1/30/2018	Not Applicable	Clear	N	See Above	See Above	0	Not Applicable	0	Not Applicable	0	Not Applicable	0	Not Applicable	0	Not Applicable	0	Not Applicable	0	0	Not Applicable	0	Not Applicable
1	See Above	3770	PIEDMONT	See Above	2/7/2018	Not Applicable	Clear	N	See Above	See Above	0	Not Applicable	0	Not Applicable	0	Not Applicable	0	Not Applicable	0	Not Applicable	0	Not Applicable	0	0	Not Applicable	0	Not Applicable
1	See Above	3770	PIEDMONT	See Above	2/8/2018	Not Applicable	Clear	N	See Above	See Above	0	Not Applicable	0	Not Applicable	0	Not Applicable	0	Not Applicable	0	Not Applicable	0	Not Applicable	0	0	Not Applicable	0	Not Applicable
1	1	4341	PIEDMONT	7/10/2017	7/10/2017	Not Applicable	Clear	N	0	0	0	Not Applicable	0	Not Applicable	0	Not Applicable	0	Not Applicable	0	Not Applicable	0	Not Applicable	0	0	Not Applicable	0	Not Applicable
1	1	1307	PULLMAN	2/26/2018	2/26/2018	Not Applicable	Rain	N	1	0	0	Not Applicable	0	Not Applicable	0	Not Applicable	0	Not Applicable	0	Not Applicable	0	Not Applicable	0	0	Not Applicable	0	Not Applicable
1	See Above	1307	PULLMAN	See Above	3/7/2018	Not Applicable	Rain	N	See Above	See Above	0	Not Applicable	0	Not Applicable	0	Not Applicable	0	Not Applicable	0	Not Applicable	0	Not Applicable	0	0	Not Applicable	0	Not Applicable
1	See Above	1307	PULLMAN	See Above	4/11/2018	Not Applicable	Rain	N	See Above	See Above	0	Not Applicable	0	Not Applicable	0	Not Applicable	0	Not Applicable	0	Not Applicable	0	Not Applicable	0	0	Not Applicable	0	Not Applicable
1	See Above	1307	PULLMAN	See Above	4/18/2018	Not Applicable	Clear	N	See Above	See Above	0	Not Applicable	0	Not Applicable	0	Not Applicable	0	Not Applicable	0	Not Applicable	0	Not Applicable	0	0	Not Applicable	0	Not Applicable
1	See Above	1307	PULLMAN	See Above	4/24/2018	Not Applicable	Clear	N	See Above	See Above	0	Not Applicable	0	Not Applicable	0	Not Applicable	1	Problem Fixed	0	Not Applicable	0	Not Applicable	1	1	Yes	0	Not Applicable
1	See Above	1307	PULLMAN	See Above	4/29/2018	Not Applicable	Clear	N	See Above	See Above	0	Not Applicable	0	Not Applicable	0	Not Applicable	0	Not Applicable	0	Not Applicable	0	Not Applicable	0	0	Not Applicable	0	Not Applicable
1	1	4100	REDWOOD	3/19/2018	3/19/2018	Not Applicable	Clear	N	0	0	0	Not Applicable	0	Not Applicable	0	Not Applicable	1	Needs More Time	1	Needs More Time	1	Needs More Time	1	0	Not Applicable	1	Yes
1	See Above	4100	REDWOOD	See Above	3/27/2018	Not Applicable	Clear	N	See Above	See Above	0	Not Applicable	0	Not Applicable	0	Not Applicable	0	Not Applicable	0	Not Applicable	0	Not Applicable	0	0	Not Applicable	0	Not Applicable
1	See Above	4100	REDWOOD	See Above	5/16/2018	Not Applicable	Clear	N	See Above	See Above	0	Not Applicable	0	Not Applicable	0	Not Applicable	0	Not Applicable	0	Not Applicable	0	Not Applicable	0	0	Not Applicable	0	Not Applicable

**City of Oakland  
Summary of Construction Site Control Inspections  
Private Projects  
FY 2017-2018**

Enter 1 per inspection	Enter 1 for each site	Number	Site Name	DATE			Weather	Rain & Runoff Y/N	> 1 acre	Hillside avg Slope 20% Dist over 5Ksf Soil and < 1 acre	Problems and Resolution (Resolution Options: Problem Fixed, Need More Time, Escalate Enforcement)						Illicit Discharge (R19)	Comments (Problem & Resolution))	Enforcement Level (R21)	Violation Corrected? (Y/N/TBD)										
				First Inspection	Inspection	Site Fully Stabilized					Erosion (R13)	Sediment (R14)	Run-on & Runoff (R15)	Active Treatment (R16)	Site Mgt. (R17)	Non S/W Mgt (R18)				10 Days	30 Days									
1	See Above	3400, 3420, 3422, 3424	RICHMOND	See Above	11/16/2017	Not Applicable	Rain	N	See Above	See Above	1	Enforcement Escalated	1	Enforcement Escalated	0	Not Applicable	0	Not Applicable	1	Enforcement Escalated	0	Not Applicable	0	Not Applicable	Date: 11/16/2017 C-6 Inspection  Correction notice was issued for the following.  1) Cover all exposed soil areas with plastic - <b>erosion control</b>  2) Clean sidewalk and gutter area do not allow soil or debris to travel down the gutter and storm drain .  3) Install wattles at the front or the site to prevent material and debris from leaving site.  4) Remove all soil from concrete driveway area. Keep clean through out construction project (No tracking will be allowed.)  5) Install secondary containment under outhouses.  A reinspect will be scheduled for next week.	2	1	Yes	0	Not Applicable
1	1	1027	ROSE	1/17/2018	1/17/2018	Not Applicable	Clear	N	0	0	0	Not Applicable	0	Not Applicable	0	Not Applicable	0	Not Applicable	0	Not Applicable	0	Not Applicable	0	Not Applicable	Date: 1/16/2018 Site inspection revealed no violations.	0	0	Not Applicable	0	Not Applicable
1	1	6235	SEMINARY	2/22/2018	2/22/2018	Not Applicable	Clear	N	0	0	0	Not Applicable	0	Not Applicable	0	Not Applicable	0	Not Applicable	0	Not Applicable	0	Not Applicable	0	Not Applicable	Date: 2/22/2018 Inspect erosion controls for the gas station that's being remodeled. Met with superintendent Jim. Make sure the gravel piles are covered in case the rain starts later today.	0	0	Not Applicable	0	Not Applicable
1	See Above	6235	SEMINARY	See Above	4/5/2018	Not Applicable	Rain	N	See Above	See Above	0	Not Applicable	0	Not Applicable	0	Not Applicable	0	Not Applicable	0	Not Applicable	0	Not Applicable	0	Not Applicable	Inspect erosion controls.	0	0	Not Applicable	0	Not Applicable
1	See Above	6235	SEMINARY	See Above	5/17/2018	Not Applicable	Clear	N	See Above	See Above	0	Not Applicable	0	Not Applicable	0	Not Applicable	0	Not Applicable	0	Not Applicable	0	Not Applicable	0	Not Applicable	C-6 Inspection all BMP's are in place.	0	0	Not Applicable	0	Not Applicable
1	See Above	6235	SEMINARY	See Above	5/22/2018	Not Applicable	Clear	N	See Above	See Above	0	Not Applicable	0	Not Applicable	0	Not Applicable	0	Not Applicable	0	Not Applicable	0	Not Applicable	0	Not Applicable	C-6 Inspection all BMP's are in place.	0	0	Not Applicable	0	Not Applicable
1	See Above	6235	SEMINARY	See Above	6/1/2018	Not Applicable	Clear	N	See Above	See Above	0	Not Applicable	0	Not Applicable	0	Not Applicable	0	Not Applicable	0	Not Applicable	0	Not Applicable	0	Not Applicable	C-6 Inspection all BMP's are in place.	0	0	Not Applicable	0	Not Applicable
1	1	4801	SHATTUCK	7/14/2017	7/14/2017	Not Applicable	Clear	N	0	0	0	Not Applicable	0	Not Applicable	0	Not Applicable	0	Not Applicable	0	Not Applicable	0	Not Applicable	0	Not Applicable	Date: 7/14/2017 Inspected soil and rock for planters in the front of the building.	0	0	Not Applicable	0	Not Applicable
1	See Above	4801	SHATTUCK	See Above	10/5/2017	Not Applicable	Clear	N	See Above	See Above	0	Not Applicable	0	Not Applicable	0	Not Applicable	0	Not Applicable	0	Not Applicable	0	Not Applicable	0	Not Applicable	C-6 Inspection all BMP's are in place.	0	0	Not Applicable	0	Not Applicable
1	1	6849	SHEPHERD CANYON	3/23/2018	3/23/2018	Not Applicable	Clear	N	0	1	0	Not Applicable	0	Not Applicable	0	Not Applicable	0	Not Applicable	0	Not Applicable	0	Not Applicable	0	Not Applicable	C-6 Inspection all BMP's are in place.	0	0	Not Applicable	0	Not Applicable
1	See Above	6849	SHEPHERD CANYON	See Above	3/27/2018	Not Applicable	Clear	N	See Above	See Above	0	Not Applicable	0	Not Applicable	0	Not Applicable	0	Not Applicable	0	Not Applicable	0	Not Applicable	0	Not Applicable	C-6 Inspection all BMP's are in place.	0	0	Not Applicable	0	Not Applicable
1	1	6881	SHERWICK	5/17/2018	5/17/2018	Not Applicable	Clear	N	0	1	0	Not Applicable	0	Not Applicable	0	Not Applicable	0	Not Applicable	0	Not Applicable	0	Not Applicable	0	Not Applicable	Pre Construction Meeting  Install construction driveway with 3-6 inch rip rap rock.  install secondary containment under outhouse  Cover all soil piles at the end of the work day.	0	0	Not Applicable	0	Not Applicable
1	See Above	6881	SHERWICK	See Above	6/26/2018	Not Applicable	Clear	N	See Above	See Above	1	Enforcement Escalated	0	Not Applicable	0	Not Applicable	0	Not Applicable	0	Not Applicable	0	Not Applicable	0	Not Applicable	Date: 6/26/2018 The contractor called for a grading inspection. Andy the Superintendent received a Correction Notice from Inspector Dennis Larks. Andy has made some improvements to the construction site. I have some concerns that, I will talk it over with Dennis when he returns on Wed 6/27/19, regarding erosion controls.	2	1	YES	0	Not Applicable

**City of Oakland  
Summary of Construction Site Control Inspections  
Private Projects  
FY 2017-2018**

Enter 1 per inspection	Enter 1 for each site	Number	Site Name	DATE			Weather	Rain & Runoff Y/N	> 1 acre	Hillside avg Slope 20% Dist over 5Ksf Soil and < 1 acre	Problems and Resolution (Resolution Options: Problem Fixed, Need More Time, Escalate Enforcement)							Illicit Discharge (R19)	Comments (Problem & Resolution))	Enforcement Level (R21)	Violation Corrected? (Y/N/TBD)							
				First Inspection	Inspection	Site Fully Stabilized					Erosion (R13)	Sediment (R14)		Run-on & Runoff (R15)	Active Treatment (R16)	Site Mgt. (R17)					Non S/W Mgt (R18)	10 Days	30 Days					
1	See Above	6881	SHERWICK	See Above	6/27/2018	Not Applicable	Clear	N	See Above	See Above	0	Not Applicable	0	Not Applicable	0	Not Applicable	1	Problem Fixed	0	Not Applicable	0	Not Applicable	Date: 6/27/2018 C-6 Inspection Inspected contractor to install silt fencing around perimeter of worksite and to install snow fence at the construction driveway entrance.	1	1	Yes	0	Not Applicable
1	1	5685	SKYLINE	9/1/2017	9/1/2017	Not Applicable	Clear	N	0	1	0	Not Applicable	0	Not Applicable	0	Not Applicable	0	Not Applicable	0	Not Applicable	0	Not Applicable	C-6 Inspection all BMP's are in place.	0	0	Not Applicable	0	Not Applicable
1	See Above	5685	SKYLINE	See Above	9/13/2017	Not Applicable	Clear	N	See Above	See Above	0	Not Applicable	0	Not Applicable	0	Not Applicable	0	Not Applicable	0	Not Applicable	0	Not Applicable	C-6 Inspection all BMP's are in place.	0	0	Not Applicable	0	Not Applicable
1	1	5695	SKYLINE	12/19/2017	12/19/2017	Not Applicable	Clear	N	0	1	0	Not Applicable	0	Not Applicable	0	Not Applicable	0	Not Applicable	0	Not Applicable	0	Not Applicable	C-6 Inspection all BMP's are in place.	0	0	Not Applicable	0	Not Applicable
1	1	6633	SKYLINE	11/15/2017	11/15/2017	Not Applicable	Rain	N	0	1	0	Not Applicable	0	Not Applicable	0	Not Applicable	0	Not Applicable	0	Not Applicable	0	Not Applicable	Date: 11/15/2017 Contractor still has to install final erosion controls, retaining walls, planting and present Engineers letter before final is complete.	0	0	Not Applicable	0	Not Applicable
1	See Above	6633	SKYLINE	See Above	11/20/2017	Not Applicable	Clear	N	See Above	See Above	0	Not Applicable	0	Not Applicable	0	Not Applicable	0	Not Applicable	0	Not Applicable	0	Not Applicable	Date: 11/20/2017 The condition of the site is the same as last visit the final grading does not pass and I still need the engineers completion letter with the grading permit number included on the document	0	0	Not Applicable	0	Not Applicable
1	See Above	6633	SKYLINE	See Above	11/27/2017	Not Applicable	Rain	N	See Above	See Above	0	Not Applicable	0	Not Applicable	0	Not Applicable	0	Not Applicable	0	Not Applicable	0	Not Applicable	Date: 11/27/2017 Final erosion controls are in place I have the engineers letter for the grading permit Ok to release the bond.	0	0	Not Applicable	0	Not Applicable
1	1	6643	Skyline	1/31/2018	1/31/2018	Not Applicable	Clear	N	0	1	0	Not Applicable	0	Not Applicable	0	Not Applicable	0	Not Applicable	0	Not Applicable	0	Not Applicable	Date: 1/31/2018 The following corrections need to be made before I can sign off on the grading permit/ final All permanent erosion controls need to be in place. And the builder needs to submit the letter of completion.	0	0	Not Applicable	0	Not Applicable
1	See Above	6643	Skyline	See Above	2/18/2018	Not Applicable	Clear	N	See Above	See Above	0	Not Applicable	0	Not Applicable	0	Not Applicable	0	Not Applicable	0	Not Applicable	0	Not Applicable	Date: 2/18/2018 Met with a contractor Jay reviewed the construction site there are issues that are still pending. All of the groundcover has not been completed on both sides of the site including the handrail on the downward steps on the right-hand side. I will review this inspection with Inspector Dennis Larks on Tuesday.	0	0	Not Applicable	0	Not Applicable
1	See Above	6643	Skyline	See Above	2/21/2018	Not Applicable	Clear	N	See Above	See Above	0	Not Applicable	0	Not Applicable	0	Not Applicable	0	Not Applicable	0	Not Applicable	0	Not Applicable	Final grading inspection Ok. I have received the engineers letter of completion ok to process the release of bond.	0	0	Not Applicable	0	Not Applicable
1	1	6701	SKYVIEW	6/25/2018	6/25/2018	Not Applicable	Clear	N	0	0	0	Not Applicable	0	Not Applicable	0	Not Applicable	0	Not Applicable	0	Not Applicable	0	Not Applicable	Contractor called for Grading Final. Walking the site with the Supt. Bruce the grading project looks real good, accept for the construction site 5 ft. away on the up hill side. There is no construction fencing around the site next door or silt screening for dust control. The building next door must have protection in place to maintain safety and erosion controls. No sign off, not ready.	0	0	Not Applicable	0	Not Applicable
1	1	6809	SKYVIEW	7/26/2017	7/26/2017	Not Applicable	Clear	N	0	0	1	Problem Fixed	1	Problem Fixed	0	Not Applicable	0	Not Applicable	1	Problem Fixed	0	Not Applicable	Met with Supt. Bruce. we walked the site, erosion controls need reworking through out the construction site, no construction drive ways, dirt piles must be covered with plastic. Vehicles are tracking sediment off site, sweep the streets. Replace 12" wattle rolls around the site that have been run over by vehicles.	1	1	YES	0	Not Applicable
1	See Above	6809	SKYVIEW	See Above	12/20/2017	Not Applicable	Rain	N	See Above	See Above	0	Not Applicable	0	Not Applicable	0	Not Applicable	0	Not Applicable	0	Not Applicable	0	Not Applicable	Final Grading Inspection. All BMPs are in place. Received Engineer's Letter of Completion ok to process the bond release.	0	0	Not Applicable	0	Not Applicable



**City of Oakland  
Summary of Construction Site Control Inspections  
Private Projects  
FY 2017-2018**

Enter 1 per inspection	Enter 1 for each site	Number	Site Name	DATE			Weather	Rain & Runoff Y/N	> 1 acre	Hillside avg Slope 20% Dist over 5Ksf Soil and < 1 acre	Problems and Resolution (Resolution Options: Problem Fixed, Need More Time, Escalate Enforcement)						Illicit Discharge (R19)	Comments (Problem & Resolution))	Enforcement Level (R21)	Violation Corrected? (Y/N/TBD)									
				First Inspection	Inspection	Site Fully Stabilized					Erosion (R13)	Sediment (R14)		Run-on & Runoff (R15)	Active Treatment (R16)	Site Mgt. (R17)				Non S/W Mgt (R18)	10 Days	30 Days							
1	1	6480	SWAINLAND	9/28/2017	9/28/2017	Not Applicable	Clear	N	0	1	0	Not Applicable	0	Not Applicable	0	Not Applicable	0	Not Applicable	0	Not Applicable	0	0	Not Applicable	0	Not Applicable				
1	See Above	6480	SWAINLAND	See Above	10/26/2017	Not Applicable	Clear	N	See Above	See Above	0	Not Applicable	0	Not Applicable	0	Not Applicable	0	Not Applicable	0	Not Applicable	0	Not Applicable	0	0	Not Applicable	0	Not Applicable		
1	See Above	6480	SWAINLAND	See Above	10/26/2017	Not Applicable	Clear	N	See Above	See Above	0	Not Applicable	0	Not Applicable	0	Not Applicable	0	Not Applicable	0	Not Applicable	0	Not Applicable	0	0	Not Applicable	0	Not Applicable		
1	See Above	6480	SWAINLAND	See Above	10/27/2017	Not Applicable	Clear	N	See Above	See Above	0	Not Applicable	0	Not Applicable	0	Not Applicable	0	Not Applicable	0	Not Applicable	0	Not Applicable	0	0	Not Applicable	0	Not Applicable		
1	1	2935	TELEGRAPH	2/5/2018	2/5/2018	Not Applicable	Clear	N	1	0	0	Not Applicable	0	Not Applicable	0	Not Applicable	0	Not Applicable	0	Not Applicable	0	Not Applicable	0	0	Not Applicable	0	Not Applicable		
1	See Above	2935	TELEGRAPH	See Above	4/17/2018	Not Applicable	Clear	N	See Above	See Above	0	Not Applicable	1	Problem Fixed	0	Not Applicable	0	Not Applicable	1	Problem Fixed	0	Not Applicable	0	Not Applicable	1	1	Yes	0	Not Applicable
1	See Above	2935	TELEGRAPH	See Above	4/18/2018	Not Applicable	Clear	N	See Above	See Above	0	Not Applicable	0	Not Applicable	0	Not Applicable	0	Not Applicable	0	Not Applicable	0	Not Applicable	0	0	Not Applicable	0	Not Applicable		
1	1	5110	TELEGRAPH	10/2/2017	10/2/2017	Not Applicable	Clear	N	1	0	0	Not Applicable	0	Not Applicable	0	Not Applicable	0	Not Applicable	0	Not Applicable	0	Not Applicable	0	0	Not Applicable	0	Not Applicable		
1	See Above	5110	TELEGRAPH	See Above	2/23/2018	Not Applicable	Clear	N	See Above	See Above	0	Not Applicable	1	Enforcement Escalated	0	Not Applicable	0	Not Applicable	1	Enforcement Escalated	0	Not Applicable	0	Not Applicable	2	0	Not Applicable	1	Yes

**City of Oakland  
Summary of Construction Site Control Inspections  
Private Projects  
FY 2017-2018**

Enter 1 per inspection	Enter 1 for each site	Number	Site Name	DATE			Weather	Rain & Runoff Y/N	> 1 acre	Hillside avg Slope 20% Dist over 5Ksf Soil and < 1 acre	Problems and Resolution (Resolution Options: Problem Fixed, Need More Time, Escalate Enforcement)						Illicit Discharge (R19)	Comments (Problem & Resolution))	Enforcement Level (R21)	Violation Corrected? (Y/N/TBD)							
				First Inspection	Inspection	Site Fully Stabilized					Erosion (R13)	Sediment (R14)	Run-on & Runoff (R15)	Active Treatment (R16)	Site Mgt. (R17)	Non S/W Mgt (R18)				10 Days	30 Days						
1	See Above	5110	TELEGRAPH	See Above	2/26/2018	Not Applicable	Rain	N	See Above	See Above	0	Not Applicable	1	Enforcement Escalated	0	Not Applicable	1	Enforcement Escalated	0	Not Applicable	0	Not Applicable	3	0	Not Applicable	1	Yes, most issues resolved by 3/12/18 inspection, all resolved by 3/22/18
1	See Above	5110	TELEGRAPH	See Above	3/12/2018	Not Applicable	Rain	N	See Above	See Above	0	Not Applicable	1	Problem Fixed	0	Not Applicable	0	Not Applicable	1	Problem Fixed	0	Not Applicable	1	1	Yes	0	Not Applicable
1	1	6865	THE TURN	1/3/2018	1/3/2018	Not Applicable	Rain	N	0	1	0	Not Applicable	0	Not Applicable	0	Not Applicable	0	Not Applicable	0	Not Applicable	0	Not Applicable	0	0	Not Applicable	0	Not Applicable
1	1	528	THOMAS L BERKLEY	7/24/2017	7/24/2017	Not Applicable	Clear	N	0	0	0	Not Applicable	0	Not Applicable	0	Not Applicable	0	Not Applicable	0	Not Applicable	0	Not Applicable	0	0	Not Applicable	0	Not Applicable
1	See Above	528	THOMAS L BERKLEY	See Above	8/25/2017	Not Applicable	Clear	N	See Above	See Above	0	Not Applicable	0	Not Applicable	0	Not Applicable	0	Not Applicable	0	Not Applicable	0	Not Applicable	0	0	Not Applicable	0	Not Applicable
1	See Above	528	THOMAS L BERKLEY	See Above	5/15/2018	Not Applicable	Clear	N	See Above	See Above	0	Not Applicable	0	Not Applicable	0	Not Applicable	0	Not Applicable	0	Not Applicable	0	Not Applicable	0	0	Not Applicable	0	Not Applicable
1	1	6034	THORNHILL	4/17/2018	4/17/2018	Not Applicable	Clear	N	0	0	1	Enforcement Escalated	1	Enforcement Escalated	0	Not Applicable	1	Enforcement Escalated	1	Enforcement Escalated	0	Not Applicable	3	1	Yes	0	Not Applicable
1	See Above	6034	THORNHILL	See Above	4/18/2018	Not Applicable	Clear	N	See Above	See Above	1	Problem Fixed	1	Problem Fixed	0	Not Applicable	1	Problem Fixed	1	Problem Fixed	0	Not Applicable	1	1	Yes	0	Not Applicable

**City of Oakland  
Summary of Construction Site Control Inspections  
Private Projects  
FY 2017-2018**

Enter 1 per inspection	Enter 1 for each site	Number	Site Name	DATE			Weather	Rain & Runoff Y/N	> 1 acre	Hillside avg Slope 20% Dist over 5Ksf Soil and < 1 acre	Problems and Resolution (Resolution Options: Problem Fixed, Need More Time, Escalate Enforcement)							Illicit Discharge (R19)	Comments (Problem & Resolution))	Enforcement Level (R21)	Violation Corrected? (Y/N/TBD)														
				First Inspection	Inspection	Site Fully Stabilized					Erosion (R13)	Sediment (R14)		Run-on & Runoff (R15)	Active Treatment (R16)	Site Mgt. (R17)					Non S/W Mgt (R18)	10 Days	30 Days												
												0	1			0	1							0	1										
1	1	6250	THORNHILL	4/13/2018	4/13/2018	Not Applicable	Clear	N	0	0	0	Not Applicable	0	Not Applicable	0	Not Applicable	0	Not Applicable	0	Not Applicable	0	0	Not Applicable	0	Not Applicable	Date: 4/13/2018 C-6 Inspection Adequate erosion controls and creek protection are in place for this project	0	0	Not Applicable	0	Not Applicable				
1	1	2570	TUNNEL	5/3/2018	5/3/2018	Not Applicable	Clear	N	0	1	0	Not Applicable	0	Not Applicable	0	Not Applicable	0	Not Applicable	0	Not Applicable	0	Not Applicable	0	0	Not Applicable	0	Not Applicable	Met with the Contractor Michael. After walking the site ,the contractor is still installing landscaping, plants ,rocks etc. No ground covering has been installed around the back sides of the properties, slopes are cut and uncovered., Cover all the exposed areas with plants, grass, jute netting, prevent erosion runoffs Construction site is not ready for sign off..	0	0	Not Applicable	0	Not Applicable		
1	See Above	2570	TUNNEL	See Above	5/14/2018	Not Applicable	Clear	N	See Above	See Above	0	Not Applicable	0	Not Applicable	0	Not Applicable	0	Not Applicable	0	Not Applicable	0	Not Applicable	0	0	Not Applicable	0	Not Applicable	Date: 5/14/2018 Partial grading inspection the grading is complete how still need the engineers completing report. All permanent landscaping is in place. Builder/owner will bring to office at that time I will final the permit.	0	0	Not Applicable	0	Not Applicable		
1	1	2315	VALDEZ	9/22/2017	9/22/2017	Not Applicable	Clear	N	1	0	0	Not Applicable	0	Not Applicable	0	Not Applicable	0	Not Applicable	0	Not Applicable	0	Not Applicable	0	0	Not Applicable	0	Not Applicable	Date: 9/22/2017 Contractor is in the process of installing construction driveways and sweeper is on site. Reinspection scheduled for next week.	0	0	Not Applicable	0	Not Applicable		
1	See Above	2315	VALDEZ	See Above	11/15/2017	Not Applicable	Rain	N	See Above	See Above	0	Not Applicable	1	Problem Fixed	0	Not Applicable	0	Not Applicable	0	Not Applicable	0	Not Applicable	0	Not Applicable	1	1	Yes	0	Not Applicable	Met with contractor Supt. Chris Lopez and Project Engineer Sabawoon Saees. Erosion controls are not being maintained on Webster street and 23rd St., The storm drain filter fabric needs to be cleaned inside the Catch Basin on the corner The concrete washout area on Webster St. is not up to construction standards. <b>The back filled trench with Class II aggregate in the sidewalk does not have any protection around it to prevent runoff.</b>	1	1	Yes	0	Not Applicable
1	See Above	2315	VALDEZ	See Above	11/17/2017	Not Applicable	Wet	N	See Above	See Above	0	Not Applicable	1	Problem Fixed	0	Not Applicable	0	Not Applicable	0	Not Applicable	0	Not Applicable	0	Not Applicable	1	1	Yes	0	Not Applicable	Date: 11/17/2017 C-6 Inspection Walked site with superintendent and gave verbal instructions for site cleanup and refresh drain inlets and wattles. Reinspected Tuesday to verify compliance.	1	1	Yes	0	Not Applicable
1	See Above	2315	VALDEZ	See Above	3/5/2018	Not Applicable	Clear	N	See Above	See Above	0	Not Applicable	0	Not Applicable	0	Not Applicable	0	Not Applicable	1	Enforcement Escalated	0	Not Applicable	0	Not Applicable	0	0	Not Applicable	0	Not Applicable	C-6 inspection all BMP's are in place.	0	0	Not Applicable	0	Not Applicable
1	1	2450	Valdez	9/5/2017	9/5/2017	Not Applicable	Clear	N	1	0	0	Not Applicable	1	Problem Fixed	0	Not Applicable	0	Not Applicable	0	Not Applicable	0	Not Applicable	0	Not Applicable	1	1	Yes	0	Not Applicable	Date: 9/5/2017 C-6 Inspection Verbal instructions was given to sweep up debris in the curb and gutter area	1	1	Yes	0	Not Applicable
1	See Above	2450	Valdez	See Above	3/2/2018	Not Applicable	Rain	N	See Above	See Above	0	Not Applicable	1	Need More Time	0	Not Applicable	0	Not Applicable	1	Need More Time	0	Not Applicable	0	Not Applicable	1	0	Not Applicable	1	Yes	Date: 3/2/2018 C-6 Site Inspection The following site corrections need to be made before March 12th 2018 1) All perimeter fencing needs to have silt fencing and wattles. Unless permission has been granted by the city. The waiver has to be submitted to me in writing before the 3/12/2018 follow up inspection date. 2) All soils and debris has to be removed from the curb,gutter ,storm drains and streets.	1	0	Not Applicable	1	Yes
1	See Above	2450	Valdez	See Above	3/16/2018	Not Applicable	Rain	N	See Above	See Above	0	Not Applicable	0	Not Applicable	0	Not Applicable	1	Problem Fixed	0	Not Applicable	0	Not Applicable	0	Not Applicable	1	1	Yes	0	Not Applicable	Date: 3/16/2018 Follow up Inspection for needed site corrections. All corrections with the exception silt screen have been completed. Contractor directed to correct.	1	1	Yes	0	Not Applicable

**City of Oakland  
Summary of Construction Site Control Inspections  
Private Projects  
FY 2017-2018**

Enter 1 per inspection	Enter 1 for each site	Number	Site Name	DATE			Weather	Rain & Runoff Y/N	> 1 acre	Hillside avg Slope 20% Dist over 5Ksf Soil and < 1 acre	Problems and Resolution (Resolution Options: Problem Fixed, Need More Time, Escalate Enforcement)						Illicit Discharge (R19)	Comments (Problem & Resolution))	Enforcement Level (R21)	Violation Corrected? (Y/N/TBD)											
				First Inspection	Inspection	Site Fully Stabilized					Erosion (R13)	Sediment (R14)		Run-on & Runoff (R15)	Active Treatment (R16)	Site Mgt. (R17)				Non S/W Mgt (R18)	10 Days	30 Days									
												Need More Time	Problem Fixed			Problem Fixed							Problem Fixed								
1	See Above	2450	Valdez	See Above	6/13/2018	Not Applicable	Clear	N	See Above	See Above	0	Not Applicable	1	Need More Time	0	Not Applicable	0	Not Applicable	1	Problem Fixed	0	Not Applicable	0	Not Applicable	0	Not Applicable	1	1	Yes	0	Not Applicable
1	See Above	2450	Valdez	See Above	6/15/2018	Not Applicable	Clear	N	See Above	See Above	0	Not Applicable	0	Not Applicable	0	Not Applicable	0	Not Applicable	0	Not Applicable	0	Not Applicable	0	Not Applicable	0	Not Applicable	1	1	Yes	0	Not Applicable
1	1	6007	VALLEY VIEW	8/3/2017	8/3/2017	Not Applicable	Clear	N	0	1	0	Not Applicable	0	Not Applicable	0	Not Applicable	0	Not Applicable	0	Not Applicable	0	Not Applicable	0	Not Applicable	0	Not Applicable	0	0	Not Applicable	0	Not Applicable
1	1	2420	W 21ST	8/9/2017	8/9/2017	Not Applicable	Clear	N	1	0	0	Not Applicable	0	Not Applicable	0	Not Applicable	0	Not Applicable	0	Not Applicable	0	Not Applicable	0	Not Applicable	0	Not Applicable	0	0	Not Applicable	0	Not Applicable
1	See Above	2420	W 21ST	See Above	9/20/2017	Not Applicable	Clear	N	See Above	See Above	0	Not Applicable	0	Not Applicable	0	Not Applicable	0	Not Applicable	0	Not Applicable	0	Not Applicable	0	Not Applicable	0	Not Applicable	0	0	Not Applicable	0	Not Applicable
1	See Above	2420	W 21ST	See Above	10/25/2017	Not Applicable	Clear	N	See Above	See Above	0	Not Applicable	0	Not Applicable	0	Not Applicable	0	Not Applicable	0	Not Applicable	0	Not Applicable	0	Not Applicable	0	Not Applicable	0	0	Not Applicable	0	Not Applicable
1	1	2330	WEBSTER	9/22/2017	9/22/2017	Not Applicable	Clear	N	1	0	0	Not Applicable	0	Not Applicable	0	Not Applicable	0	Not Applicable	0	Not Applicable	0	Not Applicable	0	Not Applicable	0	Not Applicable	0	0	Not Applicable	0	Not Applicable
1	See Above	2330	WEBSTER	See Above	11/15/2017	Not Applicable	Rain	N	See Above	See Above	0	Not Applicable	1	Need More Time	0	Not Applicable	0	Not Applicable	1	Problem Fixed	0	Not Applicable	0	Not Applicable	0	Not Applicable	1	1	Yes	0	Not Applicable
1	See Above	2330	WEBSTER	See Above	11/17/2017	Not Applicable	Wet	N	See Above	See Above	0	Not Applicable	0	Not Applicable	0	Not Applicable	0	Not Applicable	1	Problem Fixed	0	Not Applicable	0	Not Applicable	0	Not Applicable	1	1	Yes	0	Not Applicable
1	See Above	2330	WEBSTER	See Above	3/5/2018	Not Applicable	Clear	N	See Above	See Above	0	Not Applicable	0	Not Applicable	0	Not Applicable	0	Problem Fixed	0	Not Applicable	0	Not Applicable	0	Not Applicable	0	Not Applicable	0	0	Not Applicable	0	Not Applicable
1	1	3	WEST CIR	8/9/2017	8/9/2017	Not Applicable	Clear	N	0	1	0	Not Applicable	0	Not Applicable	0	Not Applicable	0	Not Applicable	0	Not Applicable	0	Not Applicable	0	Not Applicable	0	Not Applicable	0	0	Not Applicable	0	Not Applicable
1	See Above	3	WEST CIR	See Above	3/27/2018	Not Applicable	Clear	N	See Above	See Above	0	Not Applicable	0	Not Applicable	0	Not Applicable	0	Not Applicable	0	Not Applicable	0	Not Applicable	0	Not Applicable	0	Not Applicable	0	0	Not Applicable	0	Not Applicable
1	1	1401	WOOD	8/23/2017	8/23/2017	Not Applicable	Clear	N	1	0	0	Not Applicable	0	Not Applicable	0	Not Applicable	0	Not Applicable	0	Not Applicable	0	Not Applicable	0	Not Applicable	0	Not Applicable	0	0	Not Applicable	0	Not Applicable
1	See Above	1401	WOOD	See Above	9/25/2017	Not Applicable	Clear	N	See Above	See Above	0	Not Applicable	0	Not Applicable	0	Not Applicable	0	Not Applicable	0	Not Applicable	0	Not Applicable	0	Not Applicable	0	Not Applicable	0	0	Not Applicable	0	Not Applicable
1	See Above	1401	WOOD	See Above	10/2/2017	Not Applicable	Clear	N	See Above	See Above	0	Not Applicable	0	Not Applicable	0	Not Applicable	0	Not Applicable	0	Not Applicable	0	Not Applicable	0	Not Applicable	0	Not Applicable	0	0	Not Applicable	0	Not Applicable
1	See Above	1401	WOOD	See Above	10/3/2017	Not Applicable	Clear	N	See Above	See Above	0	Not Applicable	0	Not Applicable	0	Not Applicable	0	Not Applicable	0	Not Applicable	0	Not Applicable	0	Not Applicable	0	Not Applicable	0	0	Not Applicable	0	Not Applicable
1	See Above	1401	WOOD	See Above	10/4/2017	Not Applicable	Clear	N	See Above	See Above	0	Not Applicable	0	Not Applicable	0	Not Applicable	0	Not Applicable	0	Not Applicable	0	Not Applicable	0	Not Applicable	0	Not Applicable	0	0	Not Applicable	0	Not Applicable
1	See Above	1401	WOOD	See Above	10/5/2017	Not Applicable	Clear	N	See Above	See Above	0	Not Applicable	0	Not Applicable	0	Not Applicable	0	Not Applicable	0	Not Applicable	0	Not Applicable	0	Not Applicable	0	Not Applicable	0	0	Not Applicable	0	Not Applicable
1	See Above	1401	WOOD	See Above	10/6/2017	Not Applicable	Clear	N	See Above	See Above	0	Not Applicable	0	Not Applicable	0	Not Applicable	0	Not Applicable	0	Not Applicable	0	Not Applicable	0	Not Applicable	0	Not Applicable	0	0	Not Applicable	0	Not Applicable
1	See Above	1401	WOOD	See Above	10/19/2017	Not Applicable	Rain	N	See Above	See Above	0	Not Applicable	0	Not Applicable	0	Not Applicable	0	Not Applicable	0	Not Applicable	0	Not Applicable	0	Not Applicable	0	Not Applicable	0	0	Not Applicable	0	Not Applicable

**City of Oakland  
Summary of Construction Site Control Inspections  
Private Projects  
FY 2017-2018**

Enter 1 per inspection	Enter 1 for each site	Number	Site Name	DATE			Weather	Rain & Runoff Y/N	> 1 acre	Hillside avg Slope 20% Dist over 5Ksf Soil and < 1 acre	Problems and Resolution (Resolution Options: Problem Fixed, Need More Time, Escalate Enforcement)										Illicit Discharge (R19)	Comments (Problem & Resolution))	Enforcement Level (R21)	Violation Corrected? (Y/N/TBD)						
				First Inspection	Inspection	Site Fully Stabilized					Erosion (R13)	Sediment (R14)		Run-on & Runoff (R15)	Active Treatment (R16)		Site Mgt. (R17)		Non S/W Mgt (R18)	10 Days				30 Days						
												Problem Fixed	Not Applicable		Problem Fixed	Not Applicable	Problem Fixed	Not Applicable												
1	See Above	1401	WOOD	See Above	11/14/2017	Not Applicable	Clear	N	See Above	See Above	0	Not Applicable	1	Problem Fixed	0	Not Applicable	0	Not Applicable	1	Problem Fixed	0	Not Applicable	0	Not Applicable	1	1	Yes	0	Not Applicable	
1	See Above	1401	WOOD	See Above	11/16/2017	Not Applicable	Rain	N	See Above	See Above	0	Not Applicable	0	Not Applicable	0	Not Applicable	0	Not Applicable	0	Not Applicable	0	Not Applicable	0	Not Applicable	0	0	0	Not Applicable	0	Not Applicable
1	See Above	1401	WOOD	See Above	11/21/2017	Not Applicable	Clear	N	See Above	See Above	0	Not Applicable	0	Not Applicable	0	Not Applicable	0	Not Applicable	0	Not Applicable	0	Not Applicable	0	Not Applicable	0	0	0	Not Applicable	0	Not Applicable
1	See Above	1401	WOOD	See Above	11/27/2017	Not Applicable	Rain	N	See Above	See Above	0	Not Applicable	1	Problem Fixed	0	Not Applicable	0	Not Applicable	0	Not Applicable	0	Not Applicable	0	Not Applicable	1	1	Yes	0	Not Applicable	
1	See Above	1401	WOOD	See Above	11/30/2017	Not Applicable	Clear	N	See Above	See Above	0	Not Applicable	0	Not Applicable	0	Not Applicable	0	Not Applicable	0	Not Applicable	0	Not Applicable	0	Not Applicable	0	0	0	Not Applicable	0	Not Applicable
1	See Above	1401	WOOD	See Above	12/12/2017	Not Applicable	Clear	N	See Above	See Above	0	Not Applicable	0	Not Applicable	0	Not Applicable	0	Not Applicable	0	Not Applicable	0	Not Applicable	0	Not Applicable	0	0	0	Not Applicable	0	Not Applicable
1	See Above	1401	WOOD	See Above	12/14/2017	Not Applicable	Clear	N	See Above	See Above	0	Not Applicable	0	Not Applicable	0	Not Applicable	0	Not Applicable	0	Not Applicable	0	Not Applicable	0	Not Applicable	0	0	0	Not Applicable	0	Not Applicable
1	See Above	1401	WOOD	See Above	12/20/2017	Not Applicable	Rain	N	See Above	See Above	0	Not Applicable	0	Not Applicable	0	Not Applicable	0	Not Applicable	0	Not Applicable	0	Not Applicable	0	Not Applicable	0	0	0	Not Applicable	0	Not Applicable
1	See Above	1401	WOOD	See Above	2/2/2018	Not Applicable	Clear	N	See Above	See Above	1	Enforcement Escalated	0	Not Applicable	0	Not Applicable	0	Not Applicable	0	Not Applicable	0	Not Applicable	0	Not Applicable	2	1	YES	0	Not Applicable	
1	See Above	1401	WOOD	See Above	2/21/2018	Not Applicable	Clear	N	See Above	See Above	0	Not Applicable	0	Not Applicable	0	Not Applicable	0	Not Applicable	0	Not Applicable	0	Not Applicable	0	Not Applicable	0	0	0	Not Applicable	0	Not Applicable
1	See Above	1401	WOOD	See Above	3/16/2018	Not Applicable	Rain	N	See Above	See Above	0	Not Applicable	0	Not Applicable	0	Not Applicable	0	Not Applicable	0	Not Applicable	0	Not Applicable	0	Not Applicable	0	0	0	Not Applicable	0	Not Applicable
1	See Above	1401	WOOD	See Above	3/29/2018	Not Applicable	Clear	N	See Above	See Above	0	Not Applicable	0	Not Applicable	0	Not Applicable	0	Not Applicable	0	Not Applicable	0	Not Applicable	0	Not Applicable	0	0	0	Not Applicable	0	Not Applicable
1	See Above	1401	WOOD	See Above	4/2/2018	Not Applicable	Clear	N	See Above	See Above	0	Not Applicable	0	Not Applicable	0	Not Applicable	0	Not Applicable	0	Not Applicable	0	Not Applicable	0	Not Applicable	0	0	0	Not Applicable	0	Not Applicable
1	See Above	1401	WOOD	See Above	4/4/2018	Not Applicable	Clear	N	See Above	See Above	0	Not Applicable	0	Not Applicable	0	Not Applicable	0	Not Applicable	0	Not Applicable	0	Not Applicable	0	Not Applicable	0	0	0	Not Applicable	0	Not Applicable

**City of Oakland  
Summary of Construction Site Control Inspections  
Private Projects  
FY 2017-2018**

Enter 1 per inspection	Enter 1 for each site	Number	Site Name	DATE			Weather	Rain & Runoff Y/N	> 1 acre	Hillside avg Slope 20% Dist over 5Ksf Soil and < 1 acre	Problems and Resolution (Resolution Options: Problem Fixed, Need More Time, Escalate Enforcement)						Illicit Discharge (R19)	Comments (Problem & Resolution)	Enforcement Level (R21)	Violation Corrected? (Y/N/TBD)						
				First Inspection	Inspection	Site Fully Stabilized					Erosion (R13)	Sediment (R14)	Run-on & Runoff (R15)	Active Treatment (R16)	Site Mgt. (R17)	Non S/W Mgt (R18)				10 Days	30 Days					
1	See Above	1401	WOOD	See Above	5/1/2018	Not Applicable	Clear	N	See Above	See Above	0	Not Applicable	0	Not Applicable	0	Not Applicable	0	Not Applicable	0	Not Applicable	No C6 stormwater problems identified during inspection.	0	0	Not Applicable	0	Not Applicable
1	See Above	1401	WOOD	See Above	5/2/2018	Not Applicable	Clear	N	See Above	See Above	0	Not Applicable	0	Not Applicable	0	Not Applicable	0	Not Applicable	0	Not Applicable	No C6 stormwater problems identified during inspection.	0	0	Not Applicable	0	Not Applicable
1	See Above	1401	WOOD	See Above	6/19/2018	Not Applicable	Clear	N	See Above	See Above	0	Not Applicable	0	Not Applicable	0	Not Applicable	0	Not Applicable	0	Not Applicable	No C6 stormwater problems identified during inspection.	0	0	Not Applicable	0	Not Applicable
1	See Above	1401	WOOD	See Above	6/20/2018	Not Applicable	Clear	N	See Above	See Above	0	Not Applicable	0	Not Applicable	0	Not Applicable	0	Not Applicable	0	Not Applicable	No C6 stormwater problems identified during inspection.	0	0	Not Applicable	0	Not Applicable
									<b>TOTALS</b>	<b>36</b>	<b>41</b>												<b>Total Enforcement Actions</b>	<b>119</b>		

Total # of Inspections  
**638**

Total # of Sites  
**153**

Number of sites disturbing less than 1 acre: **76**

**153**

Total discrete violations: **153**

EC Violations	SC Violations	R&R Violations	AT Violations	SM Violations	NS Violations	ID Violations
12	71	1	2	80	16	8

**190**

For all violations, percentage in each category:

6%
37%
1%
1%
42%
8%
4%

Timely corrections **111**      Corrected in 30 days **8**

For all violations, percentages corrected as follows: **93%**      **7%**

# Enforcement Level 1 inspections	<b>79</b>
# Enforcement Level 2 inspections	<b>24</b>
# Enforcement Level 3 inspections	<b>16</b>
<b>Total Enforcement Actions</b>	<b>119</b>

This page intentionally left blank

**ATTACHMENT C.6.2**

**City of Oakland**

**Summary of Construction Site Control Inspections**

**PUBLIC PROJECTS**

**FY 2017-2018**



This page intentionally left blank

**City of Oakland  
Summary of Construction Site Control Inspections  
Public Projects  
FY 2017-2018**

1 Enter 1 per inspection	2 Enter 1 for each site	3 Project Name	4 City Project Number	5 Report Type	6 DATE			9 Weather	10 Rain & Runoff Y/N	11 > 1 acre	12-18 Problems and Resolution (Resolution Options: Problem Fixed, Need More Time, Escalate Enforcement)						18 Illicit Discharge (R19)	19 Comments (Problem & Resolution)	20 Enforcement Level (R21)	21-22 Violation Corrected? (Y/N/TBD) & Date Correction Verified									
					6 First Inspection	7 Inspection	8 Site Fully Stabilized				12 Erosion (R13)	13 Sediment (R14)	14 Run-on & Runoff (R15)	15 Active Treatmt (R16)	16 Site Mgt. (R17)	17 Non S/W Mgt (R18)				21 10 Days	22 30 Days								
																						21 10 Days	22 30 Days						
1	1	Replacement of Embarcadero Bridge over Lake Merritt Channel	G121810	QSD Monthly Inpsection Report	8/11/2017	8/11/2017	8/15/17	Fair	N	1	0	Not Applicable	1	Problem Fixed	0	Not Applicable	0	Not Applicable	0	Not Applicable	0	Not Applicable	1	1	YES 8/15/2017	0	Not Applicable		
1	See Above	Replacement of Embarcadero Bridge over Lake Merritt Channel	G121810	weekly	9/8/2017	9/8/2017	9/8/17	Fair	N	Y	0	Not Applicable	1	Problem Fixed	0	Not Applicable	0	Not Applicable	0	Not Applicable	0	Not Applicable	1	1	YES 9/8/2017		Not Applicable		
1	See Above	Replacement of Embarcadero Bridge over Lake Merritt Channel	G121810	QSD Monthly Inpsection Report	9/8/2017	9/8/2017	9/13/18	Fair	N	Y	0	Not Applicable	1	Problem Fixed	0	Not Applicable	0	Not Applicable	0	Not Applicable	0	Not Applicable	1	1	YES 9/13/2017	0	Not Applicable		
1	See Above	Replacement of Embarcadero Bridge over Lake Merritt Channel	G121810	QSD Monthly Inpsection Report	10/13/2017	10/13/2017	10/17/17	Fair	N	Y	0	Not Applicable	1	Problem Fixed	0	Not Applicable	0	Not Applicable	1	Problem Fixed	0	Not Applicable	0	Not Applicable	1	2	YES 10/17/2017	0	Not Applicable
1	See Above	Replacement of Embarcadero Bridge over Lake Merritt Channel	G121810	QSD Monthly Inpsection Report	11/3/2017	11/3/2017	11/8/17	Fair	N	Y	0	Not Applicable	1	Problem Fixed	0	Not Applicable	0	Not Applicable	1	Problem Fixed	0	Not Applicable	0	Not Applicable	1	2	YES 11/8/2017	0	Not Applicable

**City of Oakland  
Summary of Construction Site Control Inspections  
Public Projects  
FY 2017-2018**

1	2	3	4	5	6			9	10	11	12						18	19	20	21		22									
					Project Name	City Project Number	Report Type				DATE			Weather	Rain & Runoff Y/N	> 1 acre				Problems and Resolution (Resolution Options: Problem Fixed, Need More Time, Escalate Enforcement)						Illicit Discharge (R19)	Comments (Problem & Resolution)	Enforcement Level (R21)	Violation Corrected? (Y/N/TBD) & Date Correction Verified		
											First Inspection	Inspection	Site Fully Stabilized							Erosion (R13)	Sediment (R14)		Run-on & Runoff (R15)	Active Treatmt (R16)	Site Mgt. (R17)				Non S/W Mgt (R18)	10 Days	30 Days
1	See Above	Replacement of Embarcadero Bridge over Lake Merritt Channel	G121810	Pre rain	12/1/2017	12/1/2017	12/1/17	Fair	N	Y	0	Not Applicable	0	Not Applicable	0	Not Applicable	0	Not Applicable	1	Problem Fixed	0	Not Applicable	0	Not Applicable	Minor litter at edges of site at western end.	1	1	YES 12/1/2017	Not Applicable		
1	See Above	Replacement of Embarcadero Bridge over Lake Merritt Channel	G121810	weekly	12/8/2017	12/8/2017	12/12/17	Fair	N	Y	0	Not Applicable	1	Problem Fixed	0	Not Applicable	0	Not Applicable	1	Problem Fixed	0	Not Applicable	0	Not Applicable	repair silt fence, stake and reattach on eastern yard, add fiber roll or silt fence at about 5, fix fiber roll alignments by dock, replace fiber rolls by western areas. Provide secondary containment for buckets by western conex. Scrape3 and dispose of dried liquid waste in western storage yard.	1	2	YES 12/12/2017	Not Applicable		
1	See Above	Replacement of Embarcadero Bridge over Lake Merritt Channel	G121810	QSD Monthly Inpsection Report	12/8/2017	12/8/2017	12/12/17	Fair	N	Y	0	Not Applicable	1	Problem Fixed	0	Not Applicable	0	Not Applicable	1	Problem Fixed	0	Not Applicable	0	Not Applicable	Repair damaged silt fence and remove gravel piled on top at contractor yard. Install permieter controls near the channel at Abut 5. Repair permieter controls, replace fiber rolls with gravel bags at western approach & boat ramp. Move chemicals into secondary containment at western approach. Clean up dried residue from liquid waste at stockpile area behind auqatic center.	1	2	YES 12/12/2017	0	Not Applicable	
1	See Above	Replacement of Embarcadero Bridge over Lake Merritt Channel	G121810	weekly	12/14/2017	12/14/2017	12/14/17	Fair	N	Y	0	Not Applicable	1	Problem Fixed	0	Not Applicable	0	Not Applicable	0	Not Applicable	0	Not Applicable	0	Not Applicable	stake on silt fence at northeast end needs fixing.	1	1	YES 12/14/2017	Not Applicable		
1	See Above	Replacement of Embarcadero Bridge over Lake Merritt Channel	G121810	weekly	12/20/2017	12/20/2017	12/22/17	Fair	N	Y	0	Not Applicable	1	Problem Fixed	0	Not Applicable	0	Not Applicable	0	Not Applicable	0	Not Applicable	0	Not Applicable	readjust or add sand bags to portect gutter at western end. Restore sediment barrier by conex. Add sediment control at northern side of western approach. Readjust or add sand bag to protect gutter at western end.	1	1	YES 12/22/2017	Not Applicable		
1	See Above	Replacement of Embarcadero Bridge over Lake Merritt Channel	G121810	weekly	12/29/2017	12/29/2017	12/29/17	Fair	N	Y	0	Not Applicable	1	Problem Fixed	0	Not Applicable	0	Not Applicable	0	Not Applicable	0	Not Applicable	0	Not Applicable	add sediment control at northwestern edge of FW.	1	1	YES 12/29/2017	Not Applicable		
1	See Above	Replacement of Embarcadero Bridge over Lake Merritt Channel	G121810	pre rain	1/3/2018	1/3/2018	1/3/18	Fair	N	Y	0	Not Applicable	0	Not Applicable	0	Not Applicable	0	Not Applicable	1	Problem Fixed	0	Not Applicable	0	Not Applicable	stockpiles covered.	1	1	YES 1/3/2018	Not Applicable		
1	See Above	Replacement of Embarcadero Bridge over Lake Merritt Channel	G121810	Post rain	1/3/2018	1/12/2018	1/12/18	Fair	N	Y	0	Not Applicable	1	Problem Fixed	0	Not Applicable	0	Not Applicable	1	Problem Fixed	0	Not Applicable	0	Not Applicable	repair silt fences. Clean leaves from gutter. Extend fiber roll by Abut 1. clean entrance to eastern yard. Scrape mud at entrance western yard. Adjust stock pile covers. Cover concrete stock pile. Clean litter, pick up saw dust, dispose of concrete.	1	2	YES 1/12/2018	Not Applicable		

**City of Oakland  
Summary of Construction Site Control Inspections  
Public Projects  
FY 2017-2018**

1	2	3	4	5	6			9	10	11	12						18	19	20	21		22									
					Project Name	City Project Number	Report Type				DATE			Weather	Rain & Runoff Y/N	> 1 acre				Problems and Resolution (Resolution Options: Problem Fixed, Need More Time, Escalate Enforcement)						Illicit Discharge (R19)	Comments (Problem & Resolution)	Enforcement Level (R21)	Violation Corrected? (Y/N/TBD) & Date Correction Verified		
											First Inspection	Inspection	Site Fully Stabilized							Erosion (R13)	Sediment (R14)		Run-on & Runoff (R15)	Active Treatmt (R16)	Site Mgt. (R17)				Non S/W Mgt (R18)	10 Days	30 Days
1	See Above	Replacement of Embarcadero Bridge over Lake Merritt Channel	G121810	QSD Monthly Inpsection Report	1/12/2018	1/12/2018	1/17/18	Fair	N	Y	0	Not Applicable	0	Not Applicable	0	Not Applicable	0	Not Applicable	1	Problem Fixed	0	Not Applicable	0	Not Applicable	1	1	YES 1/17/2018	0	Not Applicable		
1	See Above	Replacement of Embarcadero Bridge over Lake Merritt Channel	G121810	Post rain	1/12/2018	1/12/2018	1/12/18	Fair	N	Y	0	Not Applicable	1	Problem Fixed	0	Not Applicable	0	Not Applicable	0	Not Applicable	0	Not Applicable	0	Not Applicable	1	1	YES 1/12/2018		Not Applicable		
1	See Above	Replacement of Embarcadero Bridge over Lake Merritt Channel	G121810	Pre rain	1/17/2018	1/17/2018	1/17/18	Fair	N	Y	0	Not Applicable	1	Problem Fixed	0	Not Applicable	0	Not Applicable	0	Not Applicable	0	Not Applicable	0	Not Applicable	1	1	YES 1/17/2018		Not Applicable		
1	See Above	Replacement of Embarcadero Bridge over Lake Merritt Channel	G121810	Pre rain	1/23/2018	1/23/2018	1/23/18	Fair	N	Y	0	Not Applicable	1	Problem Fixed	0	Not Applicable	0	Not Applicable	1	Problem Fixed	0	Not Applicable	0	Not Applicable	1	2	YES 1/23/2018		Not Applicable		
1	See Above	Replacement of Embarcadero Bridge over Lake Merritt Channel	G121810	weekly	2/1/2018	2/1/2018	2/1/18	Fair	N	Y	0	Not Applicable	1	Problem Fixed	0	Not Applicable	0	Not Applicable	1	Problem Fixed	0	Not Applicable	0	Not Applicable	1	2	YES 2/1/2018		Not Applicable		
1	See Above	Replacement of Embarcadero Bridge over Lake Merritt Channel	G121810	QSD Monthly Inpsection Report	2/16/2018	2/16/2018	2/21/18	Fair	N	Y	0	Not Applicable	1	Problem Fixed	0	Not Applicable	0	Not Applicable	1	Problem Fixed	0	Not Applicable	0	Not Applicable	1	2	YES 2/21/2018	0	Not Applicable		
1	See Above	Replacement of Embarcadero Bridge over Lake Merritt Channel	G121810	weekly	2/22/2018	2/22/2018	2/22/18	Fair	N	Y	0	Not Applicable	0	Not Applicable	0	Not Applicable	0	Not Applicable	1	Problem Fixed	0	Not Applicable	0	Not Applicable	1	1	YES 2/22/2018		Not Applicable		
1	See Above	Replacement of Embarcadero Bridge over Lake Merritt Channel	G121810	Pre rain	2/28/2018	2/28/2018	2/28/18	Fair	N	Y	0	Not Applicable	0	Not Applicable	0	Not Applicable	0	Not Applicable	1	Problem Fixed	0	Not Applicable	0	Not Applicable	1	1	YES 2/28/2018		Not Applicable		

**City of Oakland  
Summary of Construction Site Control Inspections  
Public Projects  
FY 2017-2018**

1 Enter 1 per inspection	2 Enter 1 for each site	3 Project Name	4 City Project Number	5 Report Type	6 DATE			9 Weather	10 Rain & Runoff Y/N	11 > 1 acre	12-18 Problems and Resolution (Resolution Options: Problem Fixed, Need More Time, Escalate Enforcement)						18 Illicit Discharge (R19)	19 Comments (Problem & Resolution)	20 Enforcement Level (R21)	21 Violation Corrected? (Y/N/TBD) & Date Correction Verified									
					6 First Inspection	7 Inspection	8 Site Fully Stabilized				13 Erosion (R13)	14 Sediment (R14)	15 Run-on & Runoff (R15)	16 Active Treatmt (R16)	17 Site Mgt. (R17)	18 Non S/W Mgt (R18)				10 Days	30 Days								
																						10 Days	30 Days						
1	See Above	Replacement of Embarcadero Bridge over Lake Merritt Channel	G121810	post rain	3/2/2018	3/2/2018	3/2/18	Fair	N	Y	0	Not Applicable	1	Problem Fixed	0	Not Applicable	0	Not Applicable	0	Not Applicable	0	Not Applicable	0	Not Applicable	1	1	YES 3/2/2018	0	Not Applicable
1	See Above	Replacement of Embarcadero Bridge over Lake Merritt Channel	G121810	QSD Monthly Inpsection Report	3/9/2018	3/9/2018	3/14/18	Fair	N	Y	0	Not Applicable	1	Problem Fixed	0	Not Applicable	0	Not Applicable	1	Problem Fixed	0	Not Applicable	0	Not Applicable	1	2	YES 3/14/2018	0	Not Applicable
1	See Above	Replacement of Embarcadero Bridge over Lake Merritt Channel	G121810	post rain	3/21/2018	3/21/2018	3/21/18	Fair	N	Y	0	Not Applicable	1	Problem Fixed	0	Not Applicable	0	Not Applicable	0	Not Applicable	0	Not Applicable	0	Not Applicable	1	1	YES 3/2/2018	0	Not Applicable
1	See Above	Replacement of Embarcadero Bridge over Lake Merritt Channel	G121810	pre rain	4/4/2018	4/4/2018	4/4/18	Fair	N	Y	0	Not Applicable	0	Not Applicable	0	Not Applicable	0	Not Applicable	1	Problem Fixed	0	Not Applicable	0	Not Applicable	1	1	YES 4/4/2018	0	Not Applicable
1	See Above	Replacement of Embarcadero Bridge over Lake Merritt Channel	G121810	pre rain	4/9/2018	4/9/2018	4/9/18	Fair	N	Y	0	Not Applicable	1	Problem Fixed	0	Not Applicable	0	Not Applicable	0	Not Applicable	0	Not Applicable	0	Not Applicable	1	1	YES 4/9/2018	0	Not Applicable
1	See Above	Replacement of Embarcadero Bridge over Lake Merritt Channel	G121810	QSD Monthly Inpsection Report	4/13/2018	4/13/2018	4/18/18	Fair	N	Y	0	Not Applicable	1	Problem Fixed	0	Not Applicable	0	Not Applicable	0	Not Applicable	0	Not Applicable	0	Not Applicable	1	1	YES 4/18/2018	0	Not Applicable
1	See Above	Replacement of Embarcadero Bridge over Lake Merritt Channel	G121810	weekly	5/8/2018	5/8/2018	5/8/18	Fair	N	Y	0	Not Applicable	0	Not Applicable	0	Not Applicable	0	Not Applicable	1	Problem Fixed	0	Not Applicable	0	Not Applicable	1	1	YES 5/8/2018	0	Not Applicable
1	See Above	Replacement of Embarcadero Bridge over Lake Merritt Channel	G121810	QSD Monthly Inpsection Report	5/11/2018	5/11/2018	5/16/18	Fair	N	Y	0	Not Applicable	1	Problem Fixed	0	Not Applicable	0	Not Applicable	1	Problem Fixed	0	Not Applicable	0	Not Applicable	1	2	YES 5/16/2018	0	Not Applicable

**City of Oakland  
Summary of Construction Site Control Inspections  
Public Projects  
FY 2017-2018**

1	2	3	4	5	6			9	10	11	12						17	18	20	21		22									
					Project Name	City Project Number	Report Type				DATE			Weather	Rain & Runoff Y/N	> 1 acre				Problems and Resolution (Resolution Options: Problem Fixed, Need More Time, Escalate Enforcement)						Illicit Discharge (R19)	Comments (Problem & Resolution)	Enforcement Level (R21)	Violation Corrected? (Y/N/TBD) & Date Correction Verified		
											First Inspection	Inspection	Site Fully Stabilized							Erosion (R13)	Sediment (R14)		Run-on & Runoff (R15)	Active Treatmt (R16)	Site Mgt. (R17)				Non S/W Mgt (R18)	10 Days	30 Days
1	See Above	Replacement of Embarcadero Bridge over Lake Merritt Channel	G121810	weekly	5/21/2018	5/21/2018	5/21/18	Fair	N	Y	0	Not Applicable	1	Problem Fixed	0	Not Applicable	0	Not Applicable	0	Not Applicable	0	Not Applicable	0	Not Applicable	1	1	YES 5/21/2018	Not Applicable			
1	See Above	Replacement of Embarcadero Bridge over Lake Merritt Channel	G121810	QSD Monthly Inpsection Report	6/8/2018	6/8/2018	6/13/18	Fair	N	Y	0	Not Applicable	1	Problem Fixed	0	Not Applicable	0	Not Applicable	0	Not Applicable	0	Not Applicable	0	Not Applicable	1	1	YES 6/13/2018	0	Not Applicable		
1	See Above	Replacement of Embarcadero Bridge over Lake Merritt Channel	G121810	QSD Monthly Inpsection Report	7/17/2018	7/17/2018	7/19/18	Fair	N	Y	0	Not Applicable	1	Problem Fixed	0	Not Applicable	0	Not Applicable	1	Problem Fixed	0	Not Applicable	0	Not Applicable	1	2	YES 7/19/2018	0	Not Applicable		
1	See Above	Replacement of Embarcadero Bridge over Lake Merritt Channel	G121810	weekly	7/20/2018	7/20/2018	7/20/18	Fair	N	Y	0	Not Applicable	1	Problem Fixed	0	Not Applicable	0	Not Applicable	0	Not Applicable	0	Not Applicable	0	Not Applicable	1	1	YES 7/20/2018	Not Applicable			
1	1	Lakeside Green Streets	C393910	Rain Event	11/16/2017	11/16/17	11/16/17	Rain 1.87"	Y	Y	0	Not Applicable	0	Not Applicable	0	Not Applicable	0	Not Applicable	0	Not Applicable	0	Not Applicable	0	Not Applicable	0	0	Not Applicable	0	Not Applicable		
1	See Above	Lakeside Green Streets	C393910	Rain Event	1/5/2018	1/5/18	1/5/18	Rain 0.33"	Y	Y	0	Not Applicable	0	Not Applicable	0	Not Applicable	0	Not Applicable	0	Not Applicable	0	Not Applicable	0	Not Applicable	0	0	Not Applicable	0	Not Applicable		
1	See Above	Lakeside Green Streets	C393910	Rain Event	1/8/2018	1/8/18	1/8/18	Rain 2.56"	Y	Y	0	Not Applicable	0	Not Applicable	0	Not Applicable	0	Not Applicable	0	Not Applicable	0	Not Applicable	0	Not Applicable	0	0	Not Applicable	0	Not Applicable		
1	See Above	Lakeside Green Streets	C393910	Rain Event	1/9/2018	1/9/18	1/9/18	Rain 0.33"	Y	Y	0	Not Applicable	0	Not Applicable	0	Not Applicable	0	Not Applicable	0	Not Applicable	0	Not Applicable	0	Not Applicable	0	0	Not Applicable	0	Not Applicable		
1	See Above	Lakeside Green Streets	C393910	Daily	1/10/2018	1/10/18	1/10/18	Rain 0.00"	Y	Y	0	Not Applicable	0	Not Applicable	0	Not Applicable	0	Not Applicable	0	Not Applicable	0	Not Applicable	0	Not Applicable	0	0	Not Applicable	0	Not Applicable		
1	See Above	Lakeside Green Streets	C393910	Rain Event	1/18/2018	1/18/18	1/18/18	Rain 0.10"	Y	Y	0	Not Applicable	0	Not Applicable	0	Not Applicable	0	Not Applicable	0	Not Applicable	0	Not Applicable	0	Not Applicable	0	0	Not Applicable	0	Not Applicable		
1	See Above	Lakeside Green Streets	C393910	Rain Event	1/22/2018	1/22/18	1/22/18	Rain 0.33"	Y	Y	0	Not Applicable	0	Not Applicable	0	Not Applicable	0	Not Applicable	0	Not Applicable	0	Not Applicable	0	Not Applicable	0	0	Not Applicable	0	Not Applicable		
1	See Above	Lakeside Green Streets	C393910	Rain Event	1/25/2018	1/25/18	1/25/18	Rain 0.05"	Y	Y	0	Not Applicable	0	Not Applicable	0	Not Applicable	0	Not Applicable	0	Not Applicable	0	Not Applicable	0	Not Applicable	0	0	Not Applicable	0	Not Applicable		
1	See Above	Lakeside Green Streets	C393910	Rain Event	3/1/2018	3/1/18	3/1/18	Rain 0.77"	Y	Y	0	Not Applicable	0	Not Applicable	0	Not Applicable	0	Not Applicable	0	Not Applicable	0	Not Applicable	0	Not Applicable	0	0	Not Applicable	0	Not Applicable		
1	See Above	Lakeside Green Streets	C393910	Rain Event	3/2/2018	3/2/18	3/2/18	Rain 0.21"	Y	Y	0	Not Applicable	0	Not Applicable	0	Not Applicable	0	Not Applicable	0	Not Applicable	0	Not Applicable	0	Not Applicable	0	0	Not Applicable	0	Not Applicable		
1	See Above	Lakeside Green Streets	C393910	Rain Event	3/13/2018	3/13/18	3/13/18	Rain 0.36"	Y	Y	0	Not Applicable	0	Not Applicable	0	Not Applicable	0	Not Applicable	0	Not Applicable	0	Not Applicable	0	Not Applicable	0	0	Not Applicable	0	Not Applicable		
1	See Above	Lakeside Green Streets	C393910	Rain Event	3/14/2018	3/14/18	3/14/18	Rain 0.04"	Y	Y	0	Not Applicable	0	Not Applicable	0	Not Applicable	0	Not Applicable	0	Not Applicable	0	Not Applicable	0	Not Applicable	0	0	Not Applicable	0	Not Applicable		
1	See Above	Lakeside Green Streets	C393910	Rain Event	3/15/2018	3/15/18	3/15/18	Rain 0.28"	Y	Y	0	Not Applicable	0	Not Applicable	0	Not Applicable	0	Not Applicable	0	Not Applicable	0	Not Applicable	0	Not Applicable	0	0	Not Applicable	0	Not Applicable		

**City of Oakland  
Summary of Construction Site Control Inspections  
Public Projects  
FY 2017-2018**

1	2	3	4	5	6			9	10	11	12-18						19	20	21		22									
					Project Name	City Project Number	Report Type				DATE			Weather	Rain & Runoff Y/N	> 1 acre			Problems and Resolution (Resolution Options: Problem Fixed, Need More Time, Escalate Enforcement)						Illicit Discharge (R19)	Comments (Problem & Resolution)	Enforcement Level (R21)	Violation Corrected? (Y/N/TBD) & Date Correction Verified		
											First Inspection	Inspection	Site Fully Stabilized						Erosion (R13)	Sediment (R14)		Run-on & Runoff (R15)	Active Treatmt (R16)	Site Mgt. (R17)				Non S/W Mgt (R18)	10 Days	30 Days
1	See Above	Lakeside Green Streets	C393910	Rain Event	3/16/2018	3/16/18	3/16/18	Rain 0.12"	Y	Y	0	Not Applicable	0	Not Applicable	0	Not Applicable	0	Not Applicable	0	Not Applicable	0	Not Applicable	0	0	Not Applicable	0				
1	See Above	Lakeside Green Streets	C393910	Rain Event	3/20/2018	3/20/18	3/20/18	Rain 0.58"	Y	Y	0	Not Applicable	0	Not Applicable	0	Not Applicable	0	Not Applicable	0	Not Applicable	0	Not Applicable	0	0	0	Not Applicable	0			
1	See Above	Lakeside Green Streets	C393910	Rain Event	3/21/2018	3/21/18	3/21/18	Rain 0.10"	Y	Y	0	Not Applicable	0	Not Applicable	0	Not Applicable	0	Not Applicable	0	Not Applicable	0	Not Applicable	0	0	0	Not Applicable	0			
1	See Above	Lakeside Green Streets	C393910	Rain Event	3/22/2018	3/22/18	3/22/18	Rain 0.40"	Y	Y	0	Not Applicable	0	Not Applicable	0	Not Applicable	0	Not Applicable	0	Not Applicable	0	Not Applicable	0	0	0	Not Applicable	0			
1	See Above	Lakeside Green Streets	C393910	Rain Event	4/6/2018	4/6/18	4/6/18	Rain 2.14"	Y	Y	0	Not Applicable	0	Not Applicable	0	Not Applicable	0	Not Applicable	0	Not Applicable	0	Not Applicable	0	0	0	Not Applicable	0			
1	See Above	Lakeside Green Streets	C393910	Daily	4/16/2018	4/16/18	4/16/18	Rain 0.00"	Y	Y	0	Not Applicable	0	Not Applicable	0	Not Applicable	0	Not Applicable	0	Not Applicable	0	Not Applicable	0	0	0	Not Applicable	0			
1	1	Rainbow Recreation Center Renovation & Expansion	1000854	Daily	3/20/2018	3/20/2018	3/20/2018	Rain (0.6")	Y	1	0	Not Applicable	0	Not Applicable	0	Not Applicable	0	Not Applicable	0	Not Applicable	0	Not Applicable	0	0	0	Not Applicable	0	Not Applicable		
1	See Above	Rainbow Recreation Center Renovation & Expansion	1000854	Daily	3/21/2018	3/21/2018	3/21/2018	Rain (0.25")	Y	Y	0	Not Applicable	0	Not Applicable	0	Not Applicable	0	Not Applicable	0	Not Applicable	0	Not Applicable	0	0	0	Not Applicable	0	Not Applicable		
1	See Above	Rainbow Recreation Center Renovation & Expansion	1000854	Daily	3/22/2018	3/22/2018	3/22/2018	Rain (0.5")	Y	Y	0	Not Applicable	0	Not Applicable	0	Not Applicable	0	Not Applicable	0	Not Applicable	0	Not Applicable	0	0	0	Not Applicable	0	Not Applicable		
1	See Above	Rainbow Recreation Center Renovation & Expansion	1000854	Daily	3/23/2018	3/23/2018	3/23/2018	Rain (0.2")	Y	Y	0	Not Applicable	0	Not Applicable	0	Not Applicable	0	Not Applicable	0	Not Applicable	0	Not Applicable	0	0	0	Not Applicable	0	Not Applicable		
1	See Above	Rainbow Recreation Center Renovation & Expansion	1000854	Daily	4/6/2018	4/6/2018	4/6/2018	Rain (0.25")	Y	Y	0	Not Applicable	0	Not Applicable	0	Not Applicable	0	Not Applicable	0	Not Applicable	0	Not Applicable	0	0	0	Not Applicable	0	Not Applicable		
1	See Above	Rainbow Recreation Center Renovation & Expansion	1000854	QSD Inpsection Report	5/29/2018	5/29/2018	5/29/2018	Sunny	Y	Y	0	Not Applicable	0	Not Applicable	0	Not Applicable	1	Problem Fixed	0	Not Applicable	0	Not Applicable	1	1	1	Not Applicable	0	Not Applicable		
1	See Above	Rainbow Recreation Center Renovation & Expansion	1000854	QSD Inpsection Report	6/19/2018	6/19/2018	6/19/2018	Sunny	Y	Y	0	Not Applicable	0	Not Applicable	0	Not Applicable	1	Problem Fixed	0	Not Applicable	0	Not Applicable	1	1	1	Not Applicable	0	Not Applicable		
1	1	LAMMPS	100634	QSD Inpsection Report	5/7/2018	5/7/2018	5/7/2018	Clear	N	1	0	Not Applicable	0	Not Applicable	0	Not Applicable	0	Not Applicable	0	Not Applicable	0	Not Applicable	0	0	0	Not Applicable	0	Not Applicable		

**City of Oakland  
Summary of Construction Site Control Inspections  
Public Projects  
FY 2017-2018**

1	2	3	4	5	6			9	10	11	12						18	19	20	21		22									
					Project Name	City Project Number	Report Type				DATE			Weather	Rain & Runoff Y/N	> 1 acre				Problems and Resolution (Resolution Options: Problem Fixed, Need More Time, Escalate Enforcement)						Illicit Discharge (R19)	Comments (Problem & Resolution)	Enforcement Level (R21)	Violation Corrected? (Y/N/TBD) & Date Correction Verified		
											First Inspection	Inspection	Site Fully Stabilized							Erosion (R13)	Sediment (R14)		Run-on & Runoff (R15)	Active Treatmt (R16)	Site Mgt. (R17)				Non S/W Mgt (R18)	10 Days	30 Days
1	See Above	LAMMPS	100635	QSD Inpsection Report	5/14/2018	5/14/2018	5/14/2018	Cloudy	N	Y	0	Not Applicable	0	Not Applicable	0	Not Applicable	0	Not Applicable	0	Not Applicable	0	Not Applicable	0	0	Not Applicable	0	Not Applicable				
1	See Above	LAMMPS	100636	QSD Inpsection Report	5/21/2018	5/21/2018	5/21/2018	Clear	N	Y	0	Not Applicable	0	Not Applicable	0	Not Applicable	0	Not Applicable	0	Not Applicable	0	Not Applicable	0	0	Not Applicable	0	Not Applicable				
1	See Above	LAMMPS	100637	QSD Inpsection Report	5/29/2018	5/29/2018	5/29/2018	Clear	N	Y	0	Not Applicable	0	Not Applicable	0	Not Applicable	0	Not Applicable	0	Not Applicable	0	Not Applicable	0	0	Not Applicable	0	Not Applicable				
1	See Above	LAMMPS	100634	Daily	5/31/2018	5/31/2018	5/31/2018	Clear	N	Y	0	Not Applicable	0	Not Applicable	0	Not Applicable	0	Not Applicable	0	Not Applicable	0	Not Applicable	0	0	Not Applicable	0	Not Applicable				
1	See Above	LAMMPS	100638	QSD Inpsection Report	6/5/2018	6/5/2018	6/5/2018	Clear	N	Y	0	Not Applicable	0	Not Applicable	0	Not Applicable	0	Not Applicable	0	Not Applicable	0	Not Applicable	0	0	Not Applicable	0	Not Applicable				
1	See Above	LAMMPS	100639	QSD Inpsection Report	6/14/2018	6/14/2018	6/14/2018	Clear	N	Y	0	Not Applicable	0	Not Applicable	0	Not Applicable	0	Not Applicable	0	Not Applicable	0	Not Applicable	0	0	Not Applicable	0	Not Applicable				
1	See Above	LAMMPS	100634	Daily	6/21/2018	6/21/2018	6/21/2018	Clear	N	Y	0	Not Applicable	0	Not Applicable	0	Not Applicable	0	Not Applicable	0	Not Applicable	0	Not Applicable	0	0	Not Applicable	0	Not Applicable				
1	See Above	LAMMPS	100640	QSD Inpsection Report	6/28/2018	6/28/2018	6/28/2018	Clear	N	Y	0	Not Applicable	0	Not Applicable	0	Not Applicable	1	Problem Fixed	0	Not Applicable	0	Not Applicable	1	1	YES 6/28/2018	0	Not Applicable				
1	1	Oakland Army Base (OAB) Redevelopment Project	NA	Routine	7/11/2017	7/11/2017	7/11/2017	Sunny	N	1	0	Not Applicable	1	Problem Fixed	0	Not Applicable	1	Problem Fixed	0	Not Applicable	0	Not Applicable	0	0	Not Applicable	0	Not Applicable				



**City of Oakland  
Summary of Construction Site Control Inspections  
Public Projects  
FY 2017-2018**

1	2	3	4	5	6			9	10	11	12										18	19	20	21		22									
					Project Name	City Project Number	Report Type				DATE			Weather	Rain & Runoff Y/N	> 1 acre	Problems and Resolution (Resolution Options: Problem Fixed, Need More Time, Escalate Enforcement)										Illicit Discharge (R19)	Comments (Problem & Resolution)	Enforcement Level (R21)	Violation Corrected? (Y/N/TBD) & Date Correction Verified					
											First Inspection	Inspection	Site Fully Stabilized				Erosion (R13)	Sediment (R14)	Run-on & Runoff (R15)	Active Treatmt (R16)				Site Mgt. (R17)	Non S/W Mgt (R18)					10 Days	30 Days				
1	See Above	Oakland Army Base (OAB) Redevelopment Project	NA	Routine	8/26/2018	8/26/2018	8/26/2018	Sunny	N	See Above	0	Not Applicable	1	Problem Fixed	0	Not Applicable	0	Not Applicable	1	Problem Fixed	0	Not Applicable	0	Not Applicable	Sediment control measure in need of attentions. There was also a need to better manage hazardous material being used on site. Concrete washout area also became an item needing attention.	0	0	Not Applicable	0	Not Applicable					
1	See Above	Oakland Army Base (OAB) Redevelopment Project	NA	Routine	9/6/2018	9/6/2018	9/6/2018	Sunny	N	See Above	0	Not Applicable	1	Problem Fixed	0	Not Applicable	0	Not Applicable	1	Problem Fixed	0	Not Applicable	0	Not Applicable	Sediment control measure in need of attentions. There was also a need to better manage hazardous material being used on site. Concrete washout area also became an item needing attention.	0	0	Not Applicable	0	Not Applicable					
1	See Above	Oakland Army Base (OAB) Redevelopment Project	NA	Routine	10/14/2017	10/14/2017	10/14/2017	Sunny	N	See Above	0	Not Applicable	0	Not Applicable	0	Not Applicable	0	Not Applicable	1	Problem Fixed	0	Not Applicable	0	Not Applicable	Sediment control measure in need of attentions. There was also a need to better manage hazardous material being used on site. Concrete washout area also became an item needing attention.	0	0	Not Applicable	0	Not Applicable					
1	See Above	Oakland Army Base (OAB) Redevelopment Project	NA	Routine	11/11/2017	11/11/2017	11/11/2017	Sunny	N	See Above	0	Not Applicable	1	Problem Fixed	0	Not Applicable	0	Not Applicable	1	Problem Fixed	0	Not Applicable	0	Not Applicable	Inlet filters and soil stockpiles needed management.	0	0	Not Applicable	0	Not Applicable					
1	See Above	Oakland Army Base (OAB) Redevelopment Project	NA	Routine	12/21/2017	12/21/2017	12/21/2017	Sunny	M	See Above	0	Not Applicable	0	Not Applicable	0	Not Applicable	0	Not Applicable	1	Problem Fixed	0	Not Applicable	0	Not Applicable	Construction materials and stockpiles needed attention.	0	0	Not Applicable	0	Not Applicable					
1	See Above	Oakland Army Base (OAB) Redevelopment Project	NA	Post Rain	1/19/2018	1/19/2018	1/23/2018	Cloudy	N	See Above	0	Not Applicable	1	Problem Fixed	0	Not Applicable	0	Not Applicable	1	Problem Fixed	0	Not Applicable	0	Not Applicable	Dust controls and construction entrances needed attention.	0	0	Not Applicable	0	Not Applicable					
1	See Above	Oakland Army Base (OAB) Redevelopment Project	NA	Routine	2/22/2018	2/26/2018	2/26/2018	Sunny	N	See Above	1	Problem Fixed	1	Problem Fixed	0	Not Applicable	0	Not Applicable	1	Problem Fixed	0	Not Applicable	0	Not Applicable	Sediment control measure in need of attentions. There was also a need to better manage hazardous material being used on site. Concrete washout area also became an item needing attention.	0	0	Not Applicable	0	Not Applicable					
1	See Above	Oakland Army Base (OAB) Redevelopment Project	NA	Routine	3/13/2018	3/16/2018	2/16/2018	Sunny	N	See Above	0	Not Applicable	1	Problem Fixed	0	Not Applicable	0	Not Applicable	1	Problem Fixed	0	Not Applicable	0	Not Applicable	Sediment control measure in need of attentions. There was also a need to better manage hazardous material being used on site. Concrete washout area also became an item needing attention.	0	0	Not Applicable	0	Not Applicable					
1	See Above	Oakland Army Base (OAB) Redevelopment Project	NA	Routine	4/26/2018	4/26/2018	4/26/18	Sunny	N	See Above	0	Not Applicable	1	Problem Fixed	0	Not Applicable	0	Not Applicable	1	Problem Fixed	0	Not Applicable	0	Not Applicable	Sediment control measure in need of attentions. There was also a need to better manage hazardous material being used on site. Concrete washout area also became an item needing attention.	0	0	Not Applicable	0	Not Applicable					
1	See Above	Oakland Army Base (OAB) Redevelopment Project	NA	During Rain	5/25/2018	5/25/2018	5/25/2018	Rainy	Y	See Above	0	Not Applicable	1	Problem Fixed	0	Not Applicable	0	Not Applicable	1	Problem Fixed	0	Not Applicable	0	Not Applicable	With high volumes of earthwork the monthly issues are the same and are dealt with on a daily basis. Sediment control measure in need of attentions. There was also a need to better manage hazardous material being used on site. Concrete washout area also became an item needing attention.	0	0	Not Applicable	0	Not Applicable					

**City of Oakland  
Summary of Construction Site Control Inspections  
Public Projects  
FY 2017-2018**

1 Enter 1 per inspection	2 Enter 1 for each site	3 Project Name	4 City Project Number	5 Report Type	6 DATE			9 Weather	10 Rain & Runoff Y/N	11 > 1 acre	12-18 Problems and Resolution (Resolution Options: Problem Fixed, Need More Time, Escalate Enforcement)						19 Illicit Discharge (R19)	20 Comments (Problem & Resolution)	21 Enforcement Level (R21)	22 Violation Corrected? (Y/N/TBD) & Date Correction Verified										
					7 First Inspection	8 Inspection	Site Fully Stabilized				Erosion (R13)	Sediment (R14)	Run-on & Runoff (R15)	Active Treatmt (R16)	Site Mgt. (R17)	Non S/W Mgt (R18)				10 Days	30 Days									
																						10 Days	30 Days							
1	See Above	Oakland Army Base (OAB) Redevelopment Project	NA	Routine	6/20/2018	6/20/2018	6/20/2018	Sunny	N	See Above	0	Not Applicable	1	Problem Fixed	0	Not Applicable	0	Not Applicable	0	Not Applicable	0	Not Applicable	0	Not Applicable	0	Not Applicable	0	Not Applicable	0	Not Applicable

No. of sites disturbing ≥ 1 acre: **5**

Total # Inspections  
**80**

**5**

Total # Sites

EC Violations **1**    SC Violations **36**    R&R Violations **0**    AT Violations **0**    SM Violations **33**    NS Violations **0**    ID Violations **0**

**70**

**1** %    **51** %    **0** %    **0** %    **47** %    **0** %

Timely corrections **47**    Corrected in 30 days **0**

For all violations, percentages corrected as follows: **67** %    Corrected in 30 days **0** %

This page intentionally left blank

**ATTACHMENT C.6.3**

**City of Oakland**

**MRP Section C.6 Guidance**

**Construction Site Control Requirements: Inspections,  
Enforcement and Reporting**

**FY 2017-2018**

This page intentionally left blank



## Standard Operating Procedure – MRP Section C.6

## Guidance for Bureau of Building Staff

### Construction Site Control Requirements: Inspections, Enforcement and Reporting

#### Permit

The City of Oakland's storm drain system is permitted by the California Regional Water Quality Control Board San Francisco Bay Regional (RWQCB) through the [Municipal Regional NPDES Stormwater Permit \(MRP\)](#). Building Services is responsible for complying with Provision C.6 of the MRP as well as relevant sections of Provision C.3 (New Development and Redevelopment) and Provision C.5 (Illicit Discharge Detection and Elimination). This SOP describes the C.6 requirements. Staff should also read Provision C.6 of the MRP.

#### Enforcement

Implement and update as needed the City's Enforcement Response Plan (ERP). Currently the City's ERP, dated June 6, 2103, covers the following sections of the MRP: Industrial and Commercial Site Controls (Provision C.4); Illicit Discharge Detection and Elimination (Provision C.5); and Construction Site Control (Provision C.6). Building Services staff must implement the ERP to comply with Provisions C.5.b. when a non-stormwater discharge occurs at a private project site that is permitted by the City and to comply with C.6.b. for private permitted projects subject to the C.6 requirements.<sup>1</sup>

Update the ERP when there are staff changes and ensure that the ERP identifies staff responsible for conducting, tracking and reporting enforcement.

**Plan Approval Process:** Before issuing a grading permit, review erosion/pollution control plans or Stormwater Pollution Prevention Plan (SWPPP) for consistency with local requirements and adequacy of proposed Site-Specific and Seasonally Appropriate Best Management Practices (BMPs).<sup>2</sup> Verify that sites disturbing one acre or more of land have filed a Notice of Intent (NOI) for permit coverage under the state's Construction General Permit.

**Wet Season Notification:** Annually, by September 1, remind developers and/or owners to prepare for upcoming wet season for sites disturbing 1 acre or more of soil, hillside projects disturbing  $\geq 5000$  square feet of soil with  $\geq 20\%$  slope; and, **high priority sites** that pose a significant threat to water quality based on soil erosion potential, site slope, project size and type, sensitivity of and/or proximity to receiving waterbodies, and non-stormwater discharges from the site.

<sup>1</sup> The ERP must be updated, or a new ERP developed, by Building Services staff to cover Provision C.3 Regulated Projects Operations & Maintenance (O&M) inspections and to serve as a reference document for inspection staff and management so that consistent enforcement actions can be taken to bring completed development into compliance. See section C.3.h.ii.(7) for more information.

<sup>2</sup> BMP resources: CASQA, BMP Handbook, Construction, January 2009; Caltrans Stormwater Quality Handbooks, Construction Site Best Management Practices Manual, March 2003, and addenda; or Other BMPs shown to provide equivalent protection.

## Standard Operating Procedure – MRP Section C.6

### Follow Municipal Regional Permit (MRP) Inspection Requirements:

- Conduct monthly during the wet season at sites disturbing 1 acre or more of soil, hillside projects disturbing  $\geq 5000$  square feet of soil with  $\geq 20\%$  slope; and, **high priority sites as defined in the permit** and described above under “Wet Season Notification”.
- Determine compliance with Oakland’s grading and stormwater ordinances.
- Prevent non-stormwater discharges by determining if BMPs are effective in the following six categories:
  - Erosion Control
  - Run-on and Run-off Control
  - Sediment Control;
  - Active Treatment Systems, as necessary;
  - Good Site Management;
  - Non-Stormwater Management
- Require timely corrections of all actual and potential discharges observed.
- Conduct visual observations for:
  - Actual discharges of sediment and/or construction related materials into storm drains and/or waterbodies,
  - Evidence of sediment and/or construction related materials discharges into storm drains and/or waterbodies, and
  - Illicit connects and/or potential illicit connections.
- Education on stormwater pollution prevention, as needed.
- Track all inspections using a written or electronic inspection form
- Track all inspection results in an electronic database or tabular format, make it available to Water Board staff or its representatives upon request, and record the following information:
  - Site name;
  - Inspection date;
  - Weather during inspection;
  - Enforcement Response Level (Use Enforcement Response Plan)
  - Problem(s) observed using Illicit Discharge and six BMP categories list above
  - Resolution of Problems noted using the following three standardized categories: Problems Fixed, Need More Time, and Escalate Enforcement; and
  - Comments, which must include all Rationales for Longer Compliance Time, all escalation in enforcement discussions, and any other information that may be relevant to that site inspection.

### Reporting

- Beginning with the 2016-2017 Annual Report, summarize the following information for inclusion in the Annual Report to the RWQCB (this information must be submitted to the Public Works Watershed Division annually using reporting templates provided and according to timelines established by the Watershed Division):
  - Total number of active hillside sites disturbing less than one acre of soil requiring inspection;
  - Total number of active sites disturbing 1 acre or more of soil;

## **Standard Operating Procedure – MRP Section C.6**

- Total number of active sites disturbing less than one acre of soil identified as High Priority sites in C.6.e.ii.(2)(c) requiring inspections;
- Total number of inspections conducted;
- Number of each type of enforcement action taken as listed in each Permittee's ERP;
- Number of illicit discharges, actual and those inferred through evidence, of sediment or other construction-related materials;
- Number of enforcement actions or discrete number of potential and actual discharges fully corrected prior to the next rain event, but no longer than 10 business days after the potential and actual discharges<sup>18</sup> are discovered or otherwise considered corrected in a timely, though longer period.
- Evaluate list of sites requiring inspections in electronic database and the summaries produced for annual reports during the permit term. This evaluation shall include findings on the program's strength, comparison to previous years' results, as well as areas that need more focused education for site owners, operators, and developers the following year.
- For staff training, summarize training topics covered, dates of training, and the number of the Permittees' inspectors attending each training. If there was no training in that year, so state.

### **Staff Training**

- Implement routine inspector staff briefings on a quarterly basis (minimum 3x per year).
- Update the City's permit/inspection database to include enhancements to inspection scheduling, project tracking, and reporting modules. Refer to the reporting section above and in Section C.3 of the MRP to verify that the database enhancements will support efficient and complete reporting.
- Permittees shall provide training at least every other year to municipal staff responsible for conducting construction site stormwater inspections. Training topics shall include information on correct uses of specific BMPs, proper installation and maintenance of BMPs, Permit requirements, local requirements, and the ERP.

**Contact Watersheds Division staff with questions as needed.**



This page intentionally left blank

**ATTACHMENT C.6.4**

**City of Oakland**

**Construction Site Inspection Requirements**

**FY 2017-2018**

This page intentionally left blank



## City of Oakland Public Projects

# Construction Site Inspection Requirements

**Project Managers** must ensure that certain projects are inspected certain permitted construction sites to determine compliance with the City's grading and stormwater ordinances and to keep sediment and other pollutants from leaving sites and washing into storm drains and waterways.

### Inspect and Notify the following site types:

- Sites **disturbing 1 acre or more** of soil
- All **hillside projects with** average slope of 20% disturbing 5000 ft<sup>2</sup> or more of soil.
- **High Priority Sites** that pose a significant threat to water quality based on soil erosion potential/type, site slope, project size and type, proximity to waterbodies and sensitivity of nearby waterbodies, previous non-stormwater discharges, & other relevant factors determined by the Regional Water Board or City staff.

**By Sept 1 Annually:** For active construction sites, **make sure your** contractor is preparing site for wet season.

**Inspection Frequency:** Monthly during the wet season (October – April). Require seasonally appropriate BMPs year round.



### Contents of Inspection and Tracking:

- Assess adequacy and effectiveness of the site-specific BMPs.
- Require timely corrections of all actual and potential problems observed.
- Assess compliance with City stormwater ordinances and permits and the approved **Erosion/Pollution Control Plan or SWPPP**.
- **Visually observe presence or absence of:**
  - Actual discharges, or evidence of discharges, of sediment and/or other pollutants/materials into storm drains or waterbodies
  - Actual and potential Illicit connections
- Education on stormwater protection as needed
- Record all inspections on written or electronic inspection form and enter findings into electronic database or spreadsheet. Include site name, inspection date, weather during inspection, Enforcement Response Level (follow Oakland's ERP), problems observed, resolution of problems noted (fixed, need time, escalate and enforce).

### Annual Reporting:

See **City of Oakland's Standard Operating Procedure - MRP Section C.6**, and prepare to answer all reporting questions by August 1.

Contact Craig Pon ([cpon@oaklandca.gov](mailto:cpon@oaklandca.gov)) or Terri Fashing ([tfashing@oaklandca.gov](mailto:tfashing@oaklandca.gov)) with questions.

This page intentionally left blank

**ATTACHMENT C.7.1**

**City of Oakland**

**School Age Outreach Summary**

**FY 2017-2018**

This page intentionally left blank

**Attachment C.7.1 - City of Oakland  
School Age Outreach  
FY 2017-2018**

<b>Date</b>	<b>Name</b>	<b>Group</b>	<b>Type (field/classroom)</b>	<b># of Participants</b>	<b>Grade Level</b>	<b>Outreach focus</b>
Jul-17	Lake Merritt Institute	Leaming Without Limits	class & field	15	5th grade	watershed awareness activites
Jul-17	Lake Merritt Institute	Upward Bound	class & field	23	High School mixed	watershed awareness activites
Sep-17	Lake Merritt Institute	Park Day Middle School	class & field	15	6th grade	watershed awareness activites
Oct-17	Lake Merritt Institute	Holy Names High school	class & field	40	High School mixed	watershed awareness activites
Nov-17	Lake Merritt Institute	Athenian Middle School	class & field	50	Middle School mixed	watershed awareness activites
Nov-17	Lake Merritt Institute	St Joseoh	class & field	10	Mixed	watershed awareness activites
Dec-17	Lake Merritt Institute	Redwood Day school	class & field	28	4th grade	watershed awareness activites
Dec-17	Lake Merritt Institute	Upward Roots	class & field	13	5th grade	watershed awareness activites
Jan-18	Lake Merritt Institute	SFSU	class & field	17	College age	watershed awareness activites
Jan-18	Lake Merritt Institute	Park Dav Middle School	class & field	14	Middle School mixed	watershed awareness activites
Feb-18	Lake Merritt Institute	Head-Royce Middle School	class & field	22	Middle School mixed	watershed awareness activites
Mar-18	Lake Merritt Institute	Americorps	class & field	11	Mixed	watershed awareness activites
Mar-18	Lake Merritt Institute	Bentley High School	class & field	20	High School mixed	watershed awareness activites
Mar-18	Lake Merritt Institute	Leadership public school	class & field	40	High School mixed	watershed awareness activites
Apr-18	Lake Merritt Institute	Orinda Academy	class & field	13	Middle School mixed	watershed awareness activites
Apr-18	Lake Merritt Institute	Raskob Day School	class & field	75	Mixed	watershed awareness activites
May-18	Lake Merritt Institute	Park Day Middle School	class & field	16	Middle School mixed	watershed awareness activites
May-18	Lake Merritt Institute	Merritt College	class & field	10	College age	watershed awareness activites
May-18	Lake Merritt Institute	ACORN Woodland	class & field	62	3rd grade	watershed awareness activites
Jun-18	Lake Merritt Institute	Manzanita Seed	class & field	52	3rd grade	watershed awareness activites
<b>TOTAL</b>				<b>546</b>		



This page intentionally left blank

**ATTACHMENT C.9.1**

**City of Oakland**

**Contractor IPM Certification(s) or Equivalent**

This page intentionally left blank

[www.ecowisecertified.org](http://www.ecowisecertified.org)



Integrated Pest Management

# CERTIFICATE OF COMPLETION

**Pestec IPM**

**San Francisco, CA**

has successfully completed the requirements for

## EcoWise Certified Service Provider

on

**June 7, 2016**

**Certification expires on June 7, 2019**

Certificate No. **C-1**  
(verify at [www.ecowisecertified.org](http://www.ecowisecertified.org))

**Cell Scandone**  
**Senior Regional Planner**  
**Association of Bay Area Governments**



Administered by  
**Association of Bay Area Governments**  
[www.abag.ca.gov](http://www.abag.ca.gov)

**William Quarles**  
**Program Manager**  
**EcoWise Certified**

# The IPM Institute of North America Certifies that

## Pestec

1555 Yosemite Ave. #46  
San Francisco, CA 94124  
www.pestec.com

Luis Agurto, President  
is a <sup>®</sup>

GREEN SHIELD CERTIFIED  
Structural Pest Management  
Service Provider

meeting a rigorous standard for  
integrated Pest Management  
as verified by an Independent,  
third-party evaluation

GREEN SHIELD CERTIFIED  
is a project of the IPM Institute,  
an independent non-profit  
organization



**GREEN  
SHIELD  
CERTIFIED**

*Pest control. Peace of mind.*

**ATTEST:**

Thomas A. Green, Ph.D.  
President  
IPM Institute of North America, Inc.

Contact us at:  
211 South Paterson St., Suite 380  
Madison WI 53703  
Tel: 888.476.7453  
Fax: 608.232.1440  
www.greenshieldcertified.org

**ATTACHMENT C.9.2**

**Oakland City Council Resolution 59482**

This page intentionally left blank

OAKLAND CITY COUNCIL

59482

RESOLUTION No. \_\_\_\_\_ C.M.S.

INTRODUCED BY COUNCILMAN \_\_\_\_\_

TAK

RESOLUTION ADOPTING POLICIES REGARDING USE OF  
CHEMICAL PESTICIDES BY CITY DEPARTMENTS TO  
CONTROL UNWANTED PLANT GROWTH, FUNGI AND INSECTS

\* \* \* \* \*

WHEREAS, the City Council established a Committee of citizens and City staff to study the use and effects of pesticides to control the pest population; and

WHEREAS, the Committee has completed its study of the issues and has developed a series of policies regulating the use of pesticides to control unwanted plant growth, fungi and insects; now therefore, be it

RESOLVED: that City departments, shall, to the fullest extent possible, adopt and implement Integrated Pest Management (IPM) techniques and methods as standard operating procedure to approach pest problems, and employ a combination of control strategies, placing major reliance on those with the least wanted impacts; and be it

FURTHER RESOLVED: that City departments shall consider pest maintenance techniques and use of resistant vegetation to reduce pesticide and other maintenance techniques in the process of planning future parks and replacing vegetation in existing facilities; and be it

FURTHER RESOLVED: that the use of chemical pesticides shall be minimized as much as possible and shall be considered only as a last resort to more environmentally sound alternatives such as cultural and manual pest controls; that the amount and types of chemical pesticides stored and used shall be kept to a minimum; that departments shall develop, maintain and update a list of approved chemicals to be made available to the public; that under no circumstance shall any chemical pesticide be applied in amounts other than those for which it is registered and approved; and be it

FURTHER RESOLVED: that City staff shall keep detailed records of all chemical applications administered by City staff or contractors engaged by the City with such records available for public inspection and reviewed periodically by staff to ensure compliance with relevant rules and regulations; that City departments which employ the use of chemicals shall maintain records of pest-related complaints; and be it

FURTHER RESOLVED: that all City employees engaged in the application of chemical pesticides shall be trained and certified, and provided with adequate supervision and proper safety equipment; and be it





**ATTACHMENT C.9.3**

**Oakland City Council Resolution 73968**

This page intentionally left blank

# OAKLAND CITY COUNCIL

City of Oakland 2017-2018 MRP  
Annual Report Attachment C.9.3

RESOLUTION NO. 73968 C. M. S. REVISED

INTRODUCED BY COUNCILMEMBER \_\_\_\_\_

*MCB*

## RESOLUTION ADOPTING INTEGRATED PEST MANAGEMENT POLICIES FOR THE CITY OF OAKLAND

WHEREAS, the City recognizes that population levels of certain plants, insects, plant pathogens, vertebrates, and other pests may create a nuisance or threaten the public health and safety, and therefore need to be controlled; and

WHEREAS, the City recognizes that the use of pesticides can present a potential hazard to the citizens of Oakland, City staff and the environment, now therefore be it

RESOLVED: That City departments shall, to the fullest extent possible, adopt and implement Integrated Pest Management (IPM) techniques and methods as standard operating procedures to manage pest problems; and be it

FURTHER RESOLVED: That, effective January 1, 1998, pesticides shall not be used in or on City owned property or facilities, except as specifically exempted by this resolution; and be it

FURTHER RESOLVED: That the only exemptions to the ban on pesticides established herein are as follows:

1. In those instances where the use of pesticides is required to preserve and/or protect human health and safety;
2. The use of swimming pool chemicals, disinfectants, and other antimicrobials;
3. The use of pesticidal soaps, insect growth regulators, microbials, botanicals, synthetic pyrethroids, horticultural oils, and insecticidal bait stations;
4. At municipal golf courses (signage shall be provided warning golfers of the pesticides used, the location, and date of application);
5. At municipal putting and lawn bowling greens (with signage as per 4. above);
6. At the Morcom Rose Garden (with signage as per 4. above);
7. For weed control in the construction of new landscaping and ballfields (with signage as per 4. above);
8. In sports fields, to control gophers, moles, and ground squirrels;
9. In the Oakland Museum of California, to protect museum artifacts, artworks, and collections;

- 10. Around fire hydrants in selected areas where weed growth threatens to obscure them;
- 11. On public streets and rights-of-way maintained by the Public Works Agency; and be it

FURTHER RESOLVED: That exemption 1 above shall only apply to situations that conform to guidelines established by the Alameda County Health Agency, and that herbicide usage is not exempted by exemption 6 above; and be it

FURTHER RESOLVED: That when the use of any pesticide is determined to be necessary, the least hazardous effective available pesticide will be used; and be it

FURTHER RESOLVED: That category 1 pesticides shall not be used on any City property except for the use of aluminum phosphide on sports fields for vertebrate control; and be it

FURTHER RESOLVED: That only pesticides that are approved and registered with the Environmental Protection Agency and by the State of California will be used; and be it

FURTHER RESOLVED: That if contractors are used to apply pesticides, they must be licensed by the State of California as Pest Control Operators; and be it

FURTHER RESOLVED: That public notification of pesticide use be done through signage of areas being treated, marker dyes in sprays, and public education programs; and be it

FURTHER RESOLVED: That City employees are not to bring pesticides from home for use on City property. This includes pesticides that are packaged for home use; and be it

FURTHER RESOLVED: That each City agency have a person designated to be responsible for coordinating pest control issues; and be it

FURTHER RESOLVED: That the Citizens' IPM Advisory Committee shall continue to advise the City Council on pest control practices.

IN COUNCIL, OAKLAND, CALIFORNIA, DEC 16 1997, 19\_\_


PASSED BY THE FOLLOWING VOTE:

AYES- BRUNNER, CHANG, DE LA FUENTE, MILEY, NADEL, REID, RUSSO, SPEES AND  
PRESIDENT HARRIS - 9

NOES- None

ABSENT- None

ABSTENTION- None

ATTEST:   
CEDA FLOYD  
City Clerk and Clerk of the Council  
of the City of Oakland, California

**ATTACHMENT C.9.4**

**Oakland City Council Resolution 76254**

This page intentionally left blank

# OAKLAND CITY COUNCIL

RESOLUTION NO. 76254 C. M. S.

INTRODUCED BY COUNCILMEMBER \_\_\_\_\_

*MAF*

## RESOLUTION AUTHORIZING A LIMITED EXEMPTION TO THE INTEGRATED PEST MANAGEMENT POLICY TO USE HERBICIDES ON LANDSCAPED STREET MEDIANS

WHEREAS, in 1997 City Council approved the implementation of a comprehensive Integrated Pest Management (IPM) policy and passed Resolution No. 73968 C.M.S. that prohibited the use of pesticides on City property except as specifically exempted; and

WHEREAS, the Office of Parks and Recreation maintains landscaping in parks, open space, and landscaped street medians; and

WHEREAS, landscaped street medians are typically designed as long and narrow landscaped areas with minimal public use; and

WHEREAS, landscaped street medians are potentially dangerous places for employees performing landscape maintenance work due to erratic and speeding drivers; and

WHEREAS, the closure of certain traffic lanes in order to allow City employees to perform landscape maintenance safely and efficiently causes traffic delays and congestion along major streets; and

WHEREAS, the disadvantages of using gasoline powered string mowers to cut down weeds on street medians outweighs the advantages; and

WHEREAS, the manual removal of weeds is a time consuming and costly method of controlling weed growth that diverts staff resources away from park maintenance activities that are a direct service to the public; now therefore be it



RESOLVED: That the Oakland City Council hereby grants a limited exemption to the Integrated Pest Management policy by allowing limited herbicide use on landscaped street medians to control weeds and undesirable plants; and be it

FURTHER RESOLVED: That the Office of the City Attorney has approved this resolution as to form and legality, and a copy will be on file in the Office of the City Clerk.

I hereby certify that the foregoing is a full, true and correct copy of a Resolution passed by the City Council of the City of Oakland on JAN 30 2001

CEDA FLOYD  
City Clerk and Clerk of the Council

Per Onetha Middleton Deputy

**ATTACHMENT C.10.1**

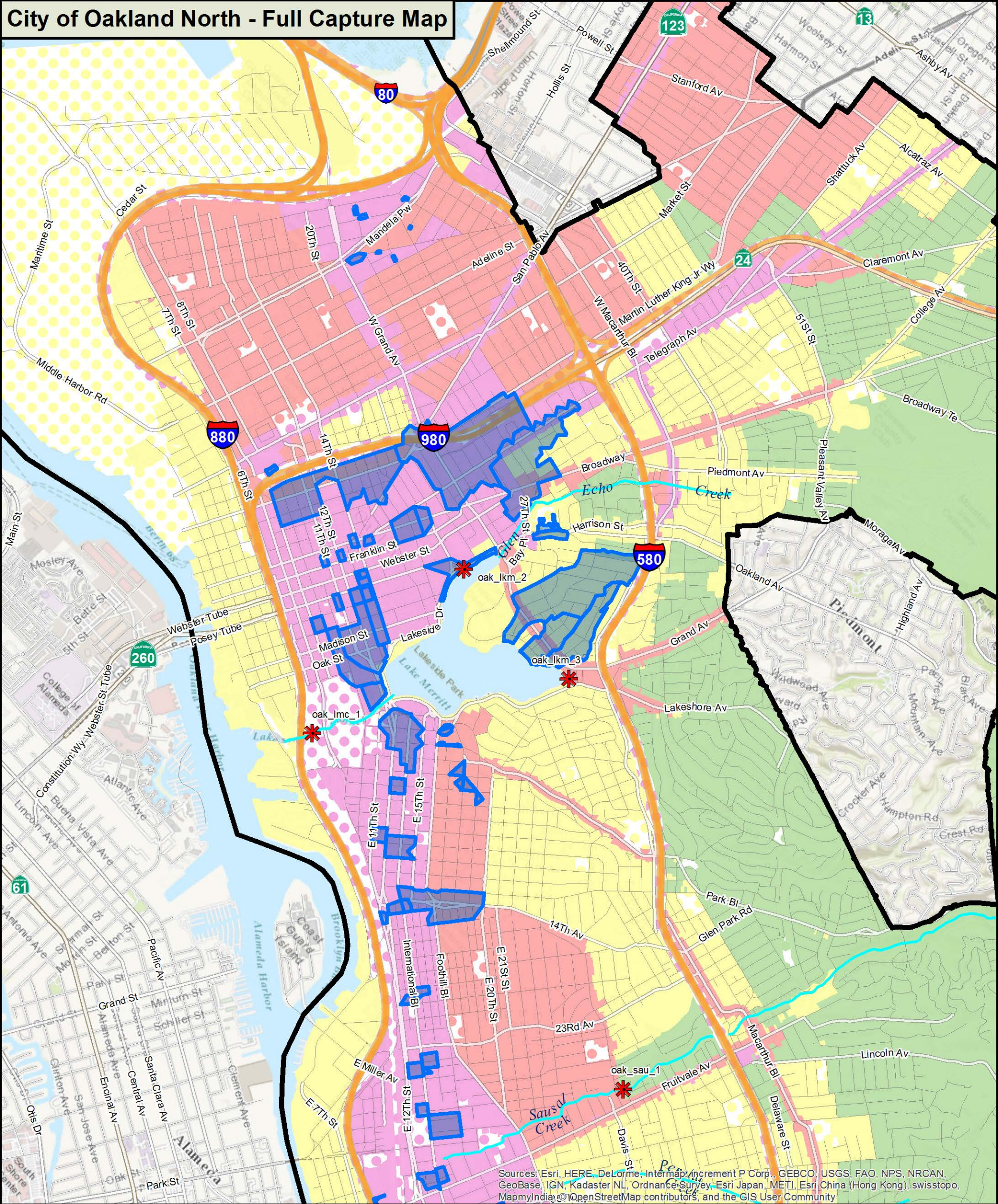
**City of Oakland Full Trash Capture Maps**

**FY 2017-2018**

This page intentionally left blank



# City of Oakland North - Full Capture Map



Sources: Esri, HERE, DeLorme, Intermap, increment P Corp., GEBCO, USGS, FAO, NPS, NRCAN, GeoBase, IGN, Kadaster NL, Ordnance Survey, Esri Japan, METI, Esri China (Hong Kong), swisstopo, MapmyIndia, ©OpenStreetMap contributors, and the GIS User Community

## Legend

### Trash Generation Category

- Low
- Moderate
- High
- Very High

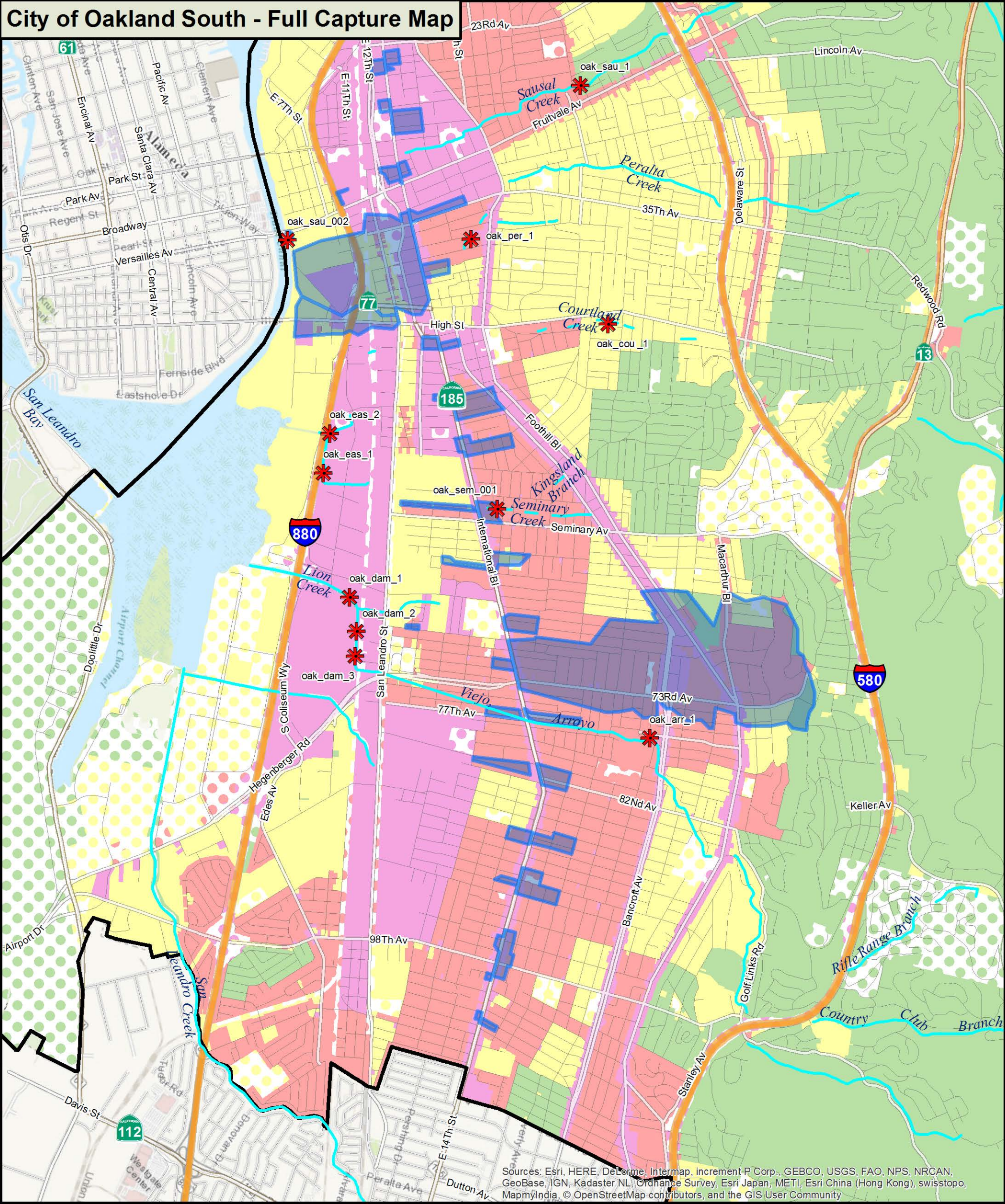
- \* Creek/Shoreline Hotspot
- Full-Capture Location
- Trash Full Capture
- Non-Jurisdictional (Dot color = Generation Category)

- Streets
- Freeway
- Creeks





# City of Oakland South - Full Capture Map



Sources: Esri, HERE, DeLorme, Intermap, increment P Corp., GEBCO, USGS, FAO, NPS, NRCAN, GeoBase, IGN, Kadaster NL, Ordnance Survey, Esri Japan, METI, Esri China (Hong Kong), swisstopo, MapmyIndia, © OpenStreetMap contributors, and the GIS User Community

## Legend

### Trash Generation Category

- Low
- Moderate
- High
- Very High

- \* Creek/Shoreline Hotspot
- Full-Capture Location
- Trash Full Capture
- Non-Jurisdictional (Dot color = Generation Category)

- Streets
- Freeway
- Creeks





**ATTACHMENT C.10.2**

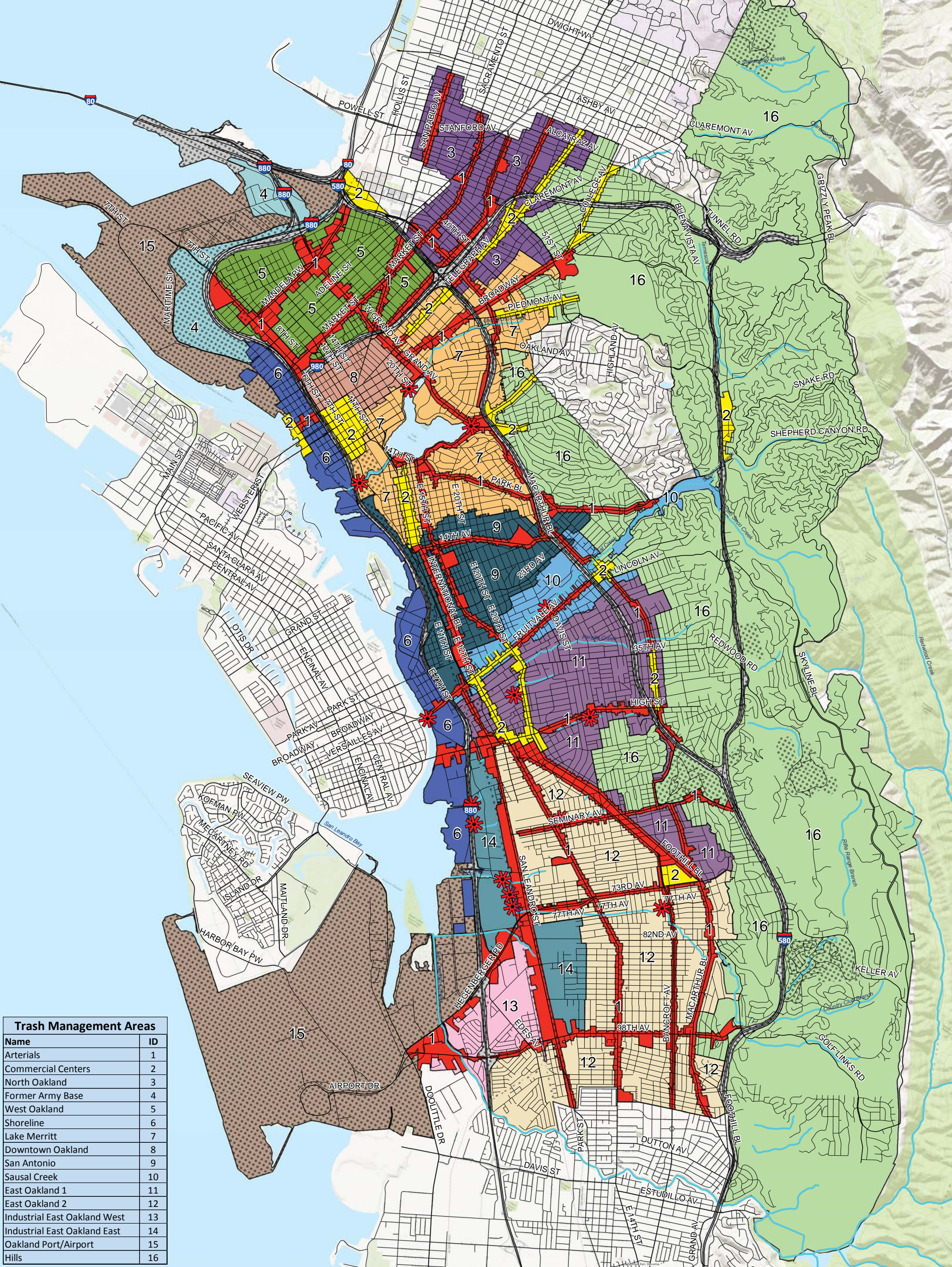
**City of Oakland**

**Baseline Trash Generation Map**

This page intentionally left blank



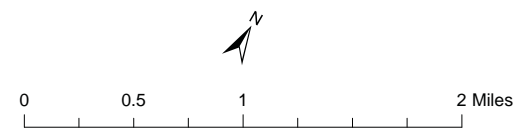
# City of Oakland Trash Management Areas Map



Trash Management Areas	
Name	ID
Arterials	1
Commercial Centers	2
North Oakland	3
Former Army Base	4
West Oakland	5
Shoreline	6
Lake Merritt	7
Downtown Oakland	8
San Antonio	9
Sausal Creek	10
East Oakland 1	11
East Oakland 2	12
Industrial East Oakland West	13
Industrial East Oakland East	14
Oakland Port/Airport	15
Hills	16

**Legend**

- Trash Hot Spot/Assessment Area
- Non-Jurisdictional
- Streets
- Agency Boundary
- Creeks



**Data Sources:**  
 Roads: Alameda County  
 City Boundaries: Alameda County  
 Background: ESRI World Topographic Map

**Map Created By:**  
 EOA, Inc.

**Date:**  
 January 30th, 2014



This page intentionally left blank

**ATTACHMENT C.10.3**

**City of Oakland**

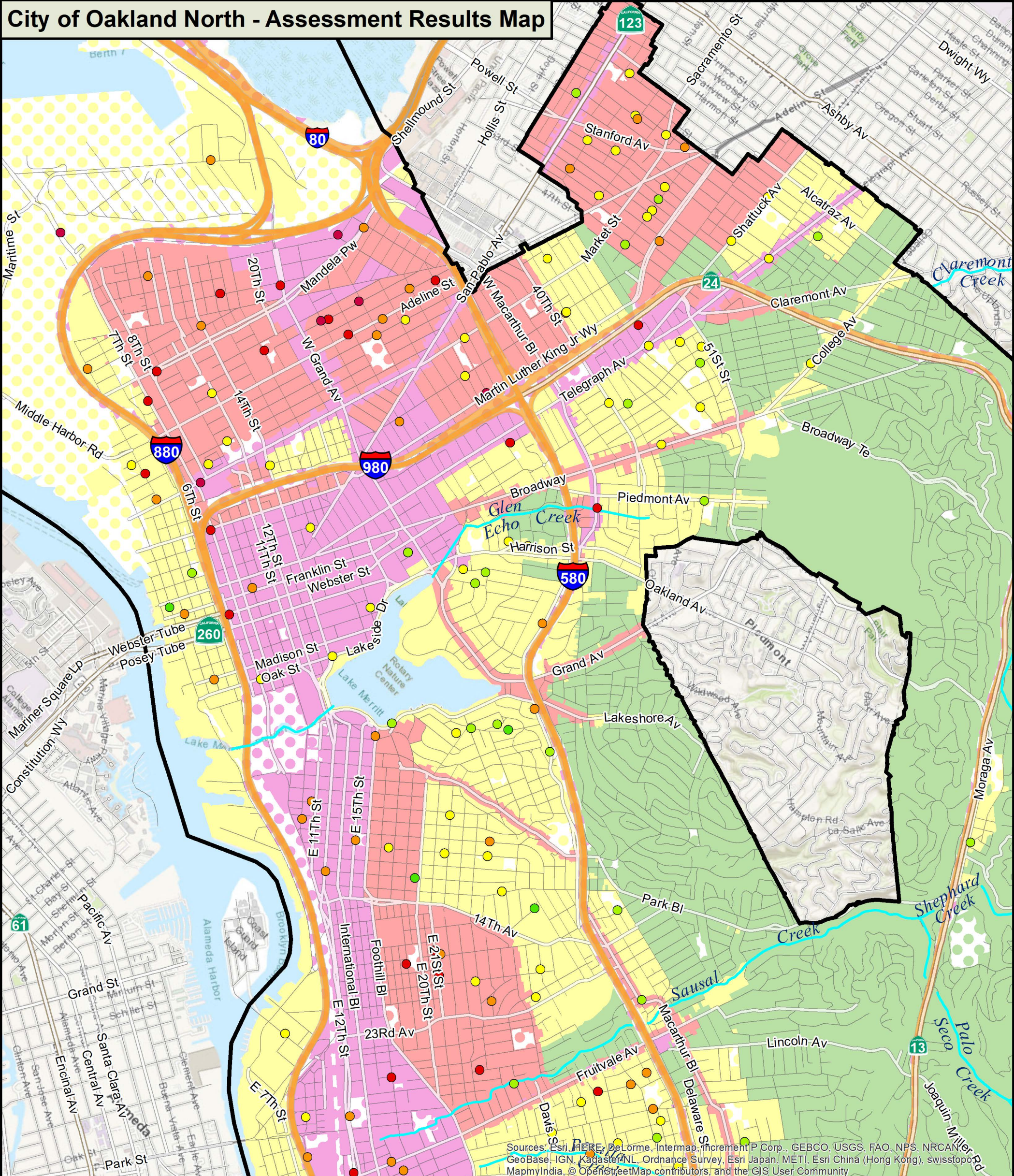
**On-Land Visual Trash Assessment Maps**

**FY 2017-2018**

This page intentionally left blank



# City of Oakland North - Assessment Results Map



Sources: Esri, HERE, DeLorme, Intermap, increment P Corp., GEBCO, USGS, FAO, NPS, NRCAN, GeoBase, IGN, Kadaster NL, Ordnance Survey, Esri Japan, METI, Esri China (Hong Kong), swisstopo, MapmyIndia, © OpenStreetMap contributors, and the GIS User Community

## Legend

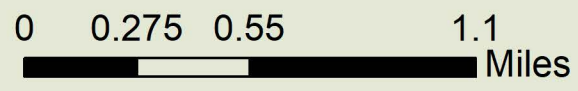
### Trash Generation Category

- Low
- Moderate
- High
- Very High
- Non-Jurisdictional  
(Dot color = Generation Category)

### On-Land Visual Trash Assessment Results

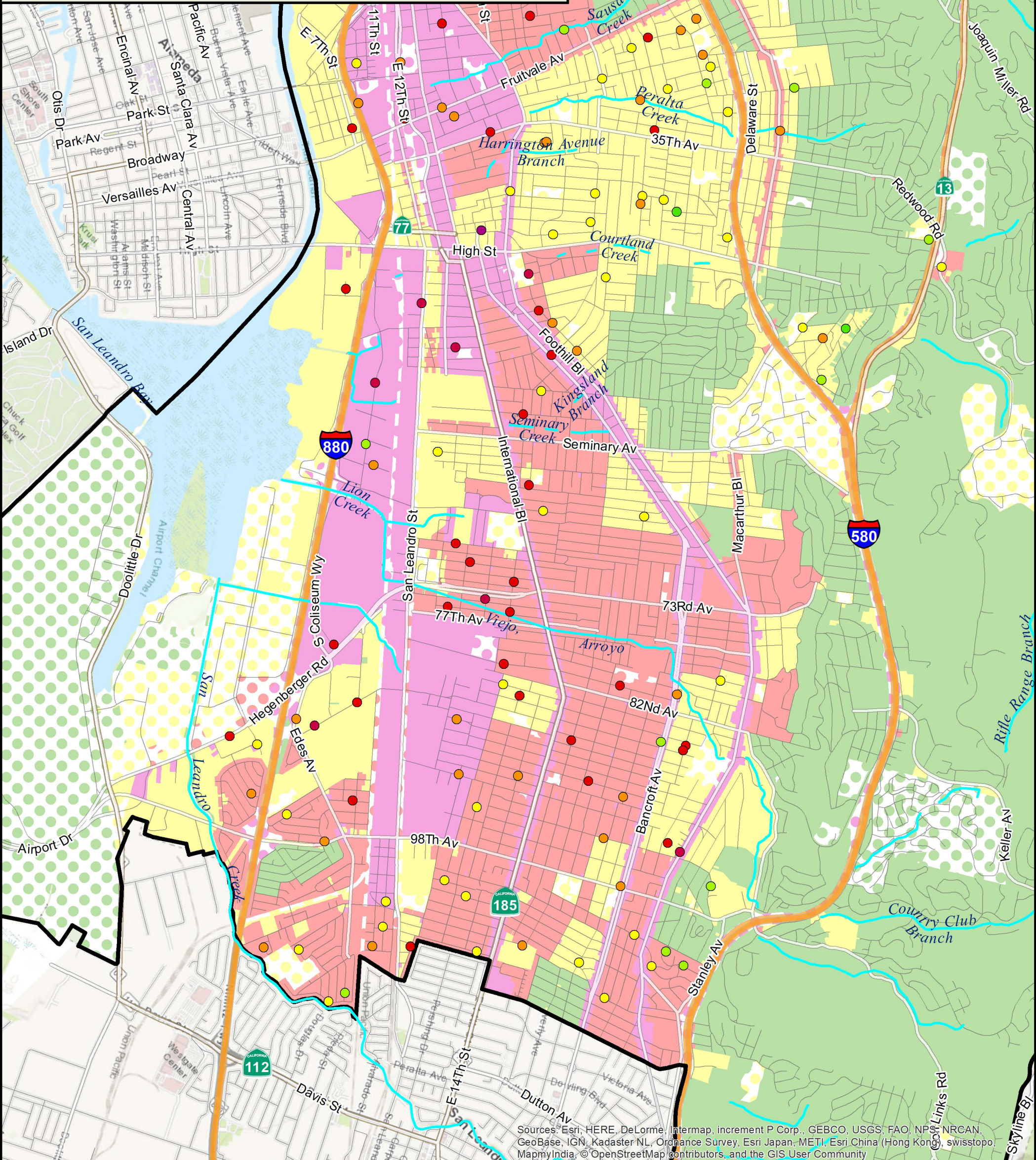
- Low
- Low/Moderate
- Moderate
- Moderate/High
- High
- High/Very High
- Very High

- Streets
- Freeway
- Creeks





# City of Oakland South - Assessment Results Map



Sources: Esri, HERE, DeLorme, Intermap, increment P Corp., GEBCO, USGS, FAO, NPS, NRCAN, GeoBase, IGN, Kadaster NL, Ordnance Survey, Esri Japan, METI, Esri China (Hong Kong), swisstopo, MapmyIndia, © OpenStreetMap contributors, and the GIS User Community

## Legend

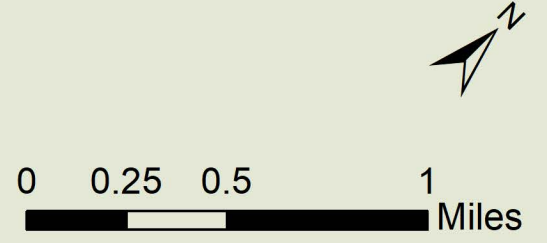
### Trash Generation Category

- Low
- Moderate
- High
- Very High
- Non-Jurisdictional  
(Dot color = Generation Category)

### On-Land Visual Trash Assessment Results

- Low
- Low/Moderate
- Moderate
- Moderate/High
- High
- High/Very High
- Very High

- Streets
- Freeway
- Creeks





**ATTACHMENT C.10.4**

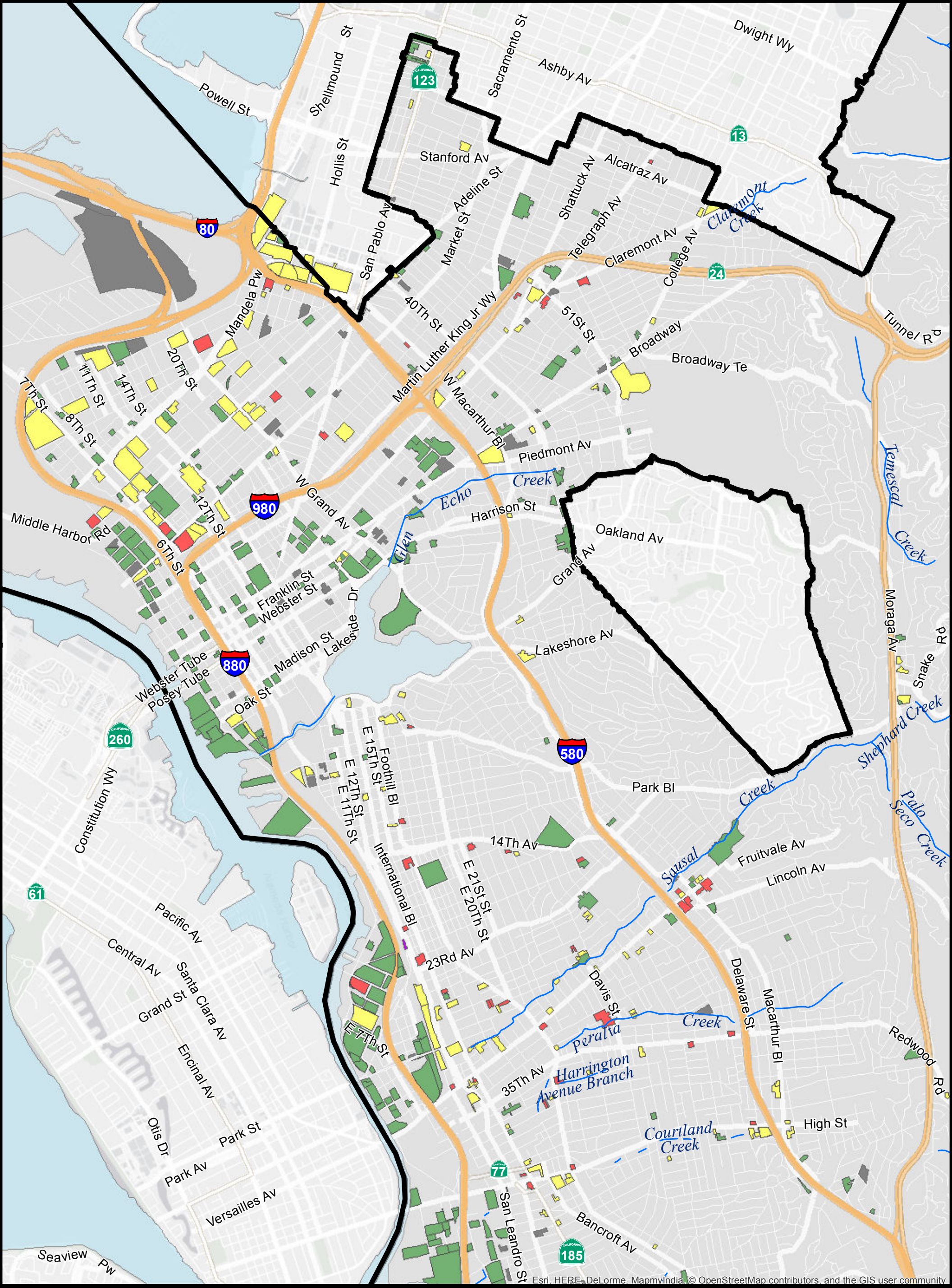
**City of Oakland**

**Property Connections to MS4 Maps**

**FY 2017-2018**

This page intentionally left blank






**City of Oakland (North) -  
Trash Control Status of Land Areas  
>10,000 ft<sup>2</sup> Draining Directly to the MS4**

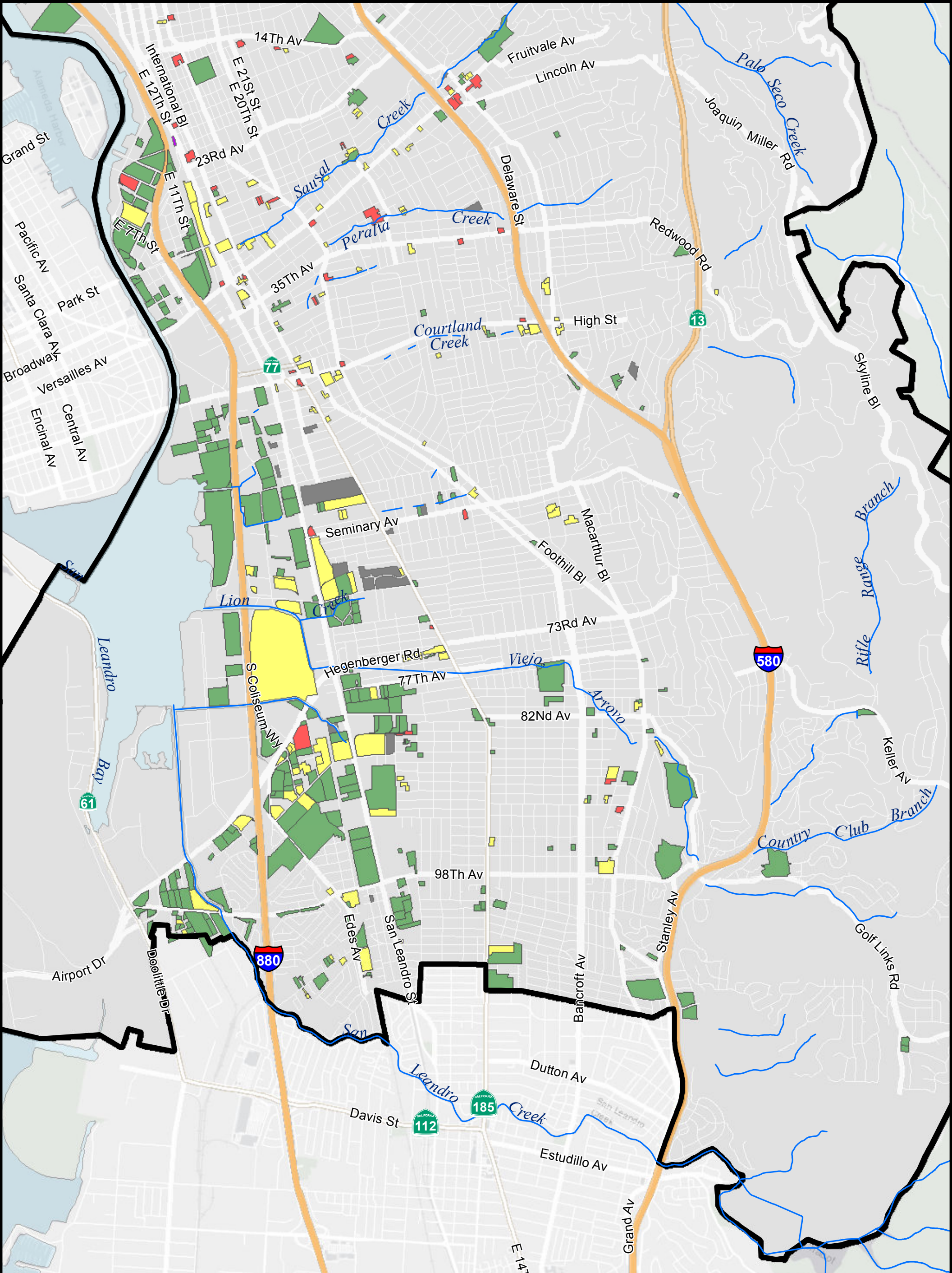
- Trash Control Status**  
(Virtual OVTA Score)
- Low
  - Moderate
  - High
  - Very High
  - Unknown

- All Identified Properties:**
- Contain a private storm drain network
  - >10,000 square feet of non-building area
  - Not treated by trash full capture systems
  - Have moderate, high, or very high baseline levels of trash generation



Esri, HERE, DeLorme, MapmyIndia, © OpenStreetMap contributors, and the GIS user community





### City of Oakland (South) -

**Trash Control Status of Land Areas  
>10,000 ft<sup>2</sup> Draining Directly to the MS4**

#### Trash Control Status (Virtual OVTA Score)

- Low
- Moderate
- High
- Very High
- Unknown

#### All Identified Properties:

- Contain a private storm drain network
- >10,000 square feet of non-building area
- Not treated by trash full capture systems
- Have moderate, high, or very high baseline levels of trash generation

0 365 730 1,460 Meters



**ATTACHMENT C.10.5**

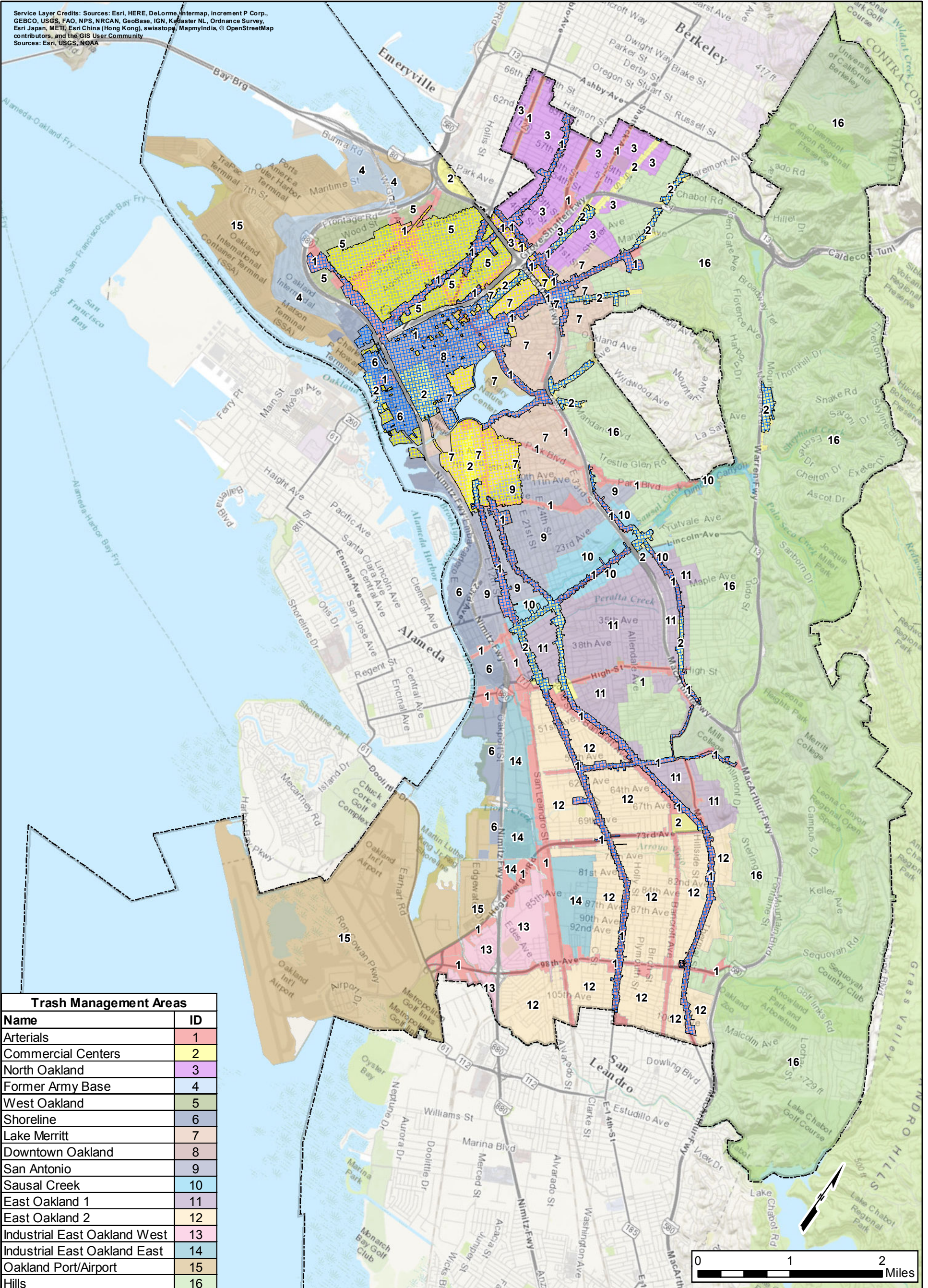
**City of Oakland**

**Street Sweeping Frequency and Trash Management Areas**

**FY 2017-2018**

This page intentionally left blank





Service Layer Credits: Sources: Esri, HERE, DeLorme, Intermap, increment P Corp., GEBCO, USGS, FAO, NPS, NRCAN, GeoBase, IGN, Kadaster NL, Ordnance Survey, Esri Japan, METI, Esri China (Hong Kong), swisstopo, MapmyIndia, © OpenStreetMap contributors, and the GIS User Community  
Sources: Esri, USGS, NOAA


Trash Management Areas	
Name	ID
Arterials	1
Commercial Centers	2
North Oakland	3
Former Army Base	4
West Oakland	5
Shoreline	6
Lake Merritt	7
Downtown Oakland	8
San Antonio	9
Sausal Creek	10
East Oakland 1	11
East Oakland 2	12
Industrial East Oakland West	13
Industrial East Oakland East	14
Oakland Port/Airport	15
Hills	16

Legend	
	Sweep 3x/week or more
	Sweep 1x/week
	Oakland City Limits

(Non-cross-hatched areas swept at other frequency)

Street Sweeping Frequency and Trash Management Areas  
FY 17/18  
Oakland, California

Date: 07/17/2018



CITY OF OAKLAND

Attachment

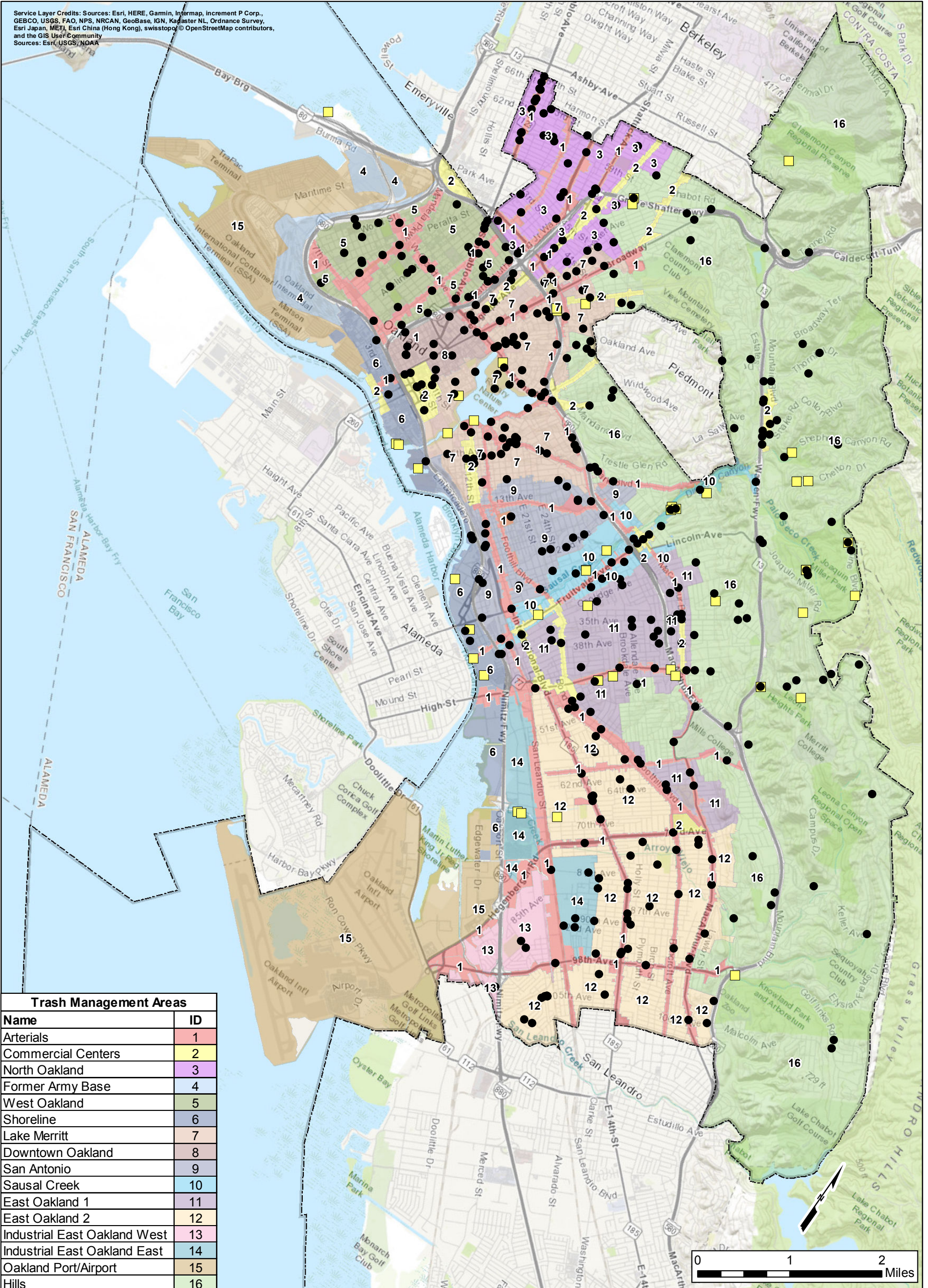


This page intentionally left blank


**ATTACHMENT C.10.6**  
**City of Oakland Adopt a Spot Map**  
**FY 2017-2018**

This page intentionally left blank





Trash Management Areas	
Name	ID
Arterials	1
Commercial Centers	2
North Oakland	3
Former Army Base	4
West Oakland	5
Shoreline	6
Lake Merritt	7
Downtown Oakland	8
San Antonio	9
Sausal Creek	10
East Oakland 1	11
East Oakland 2	12
Industrial East Oakland West	13
Industrial East Oakland East	14
Oakland Port/Airport	15
Hills	16

<p><b>Legend</b></p> <ul style="list-style-type: none"> <li>● Adopted Spot (all adopted spots, parks and medians)</li> <li>■ Adopted Creek Site</li> <li>▭ Oakland City Limits</li> </ul>		<p>Adopt a Spot and Trash Management Areas FY 17/18 Oakland, California</p> <p>Date: 08/10/2018</p>	 <p>CITY OF OAKLAND</p> <p>Attachment</p>
---	--	---	--



This page intentionally left blank

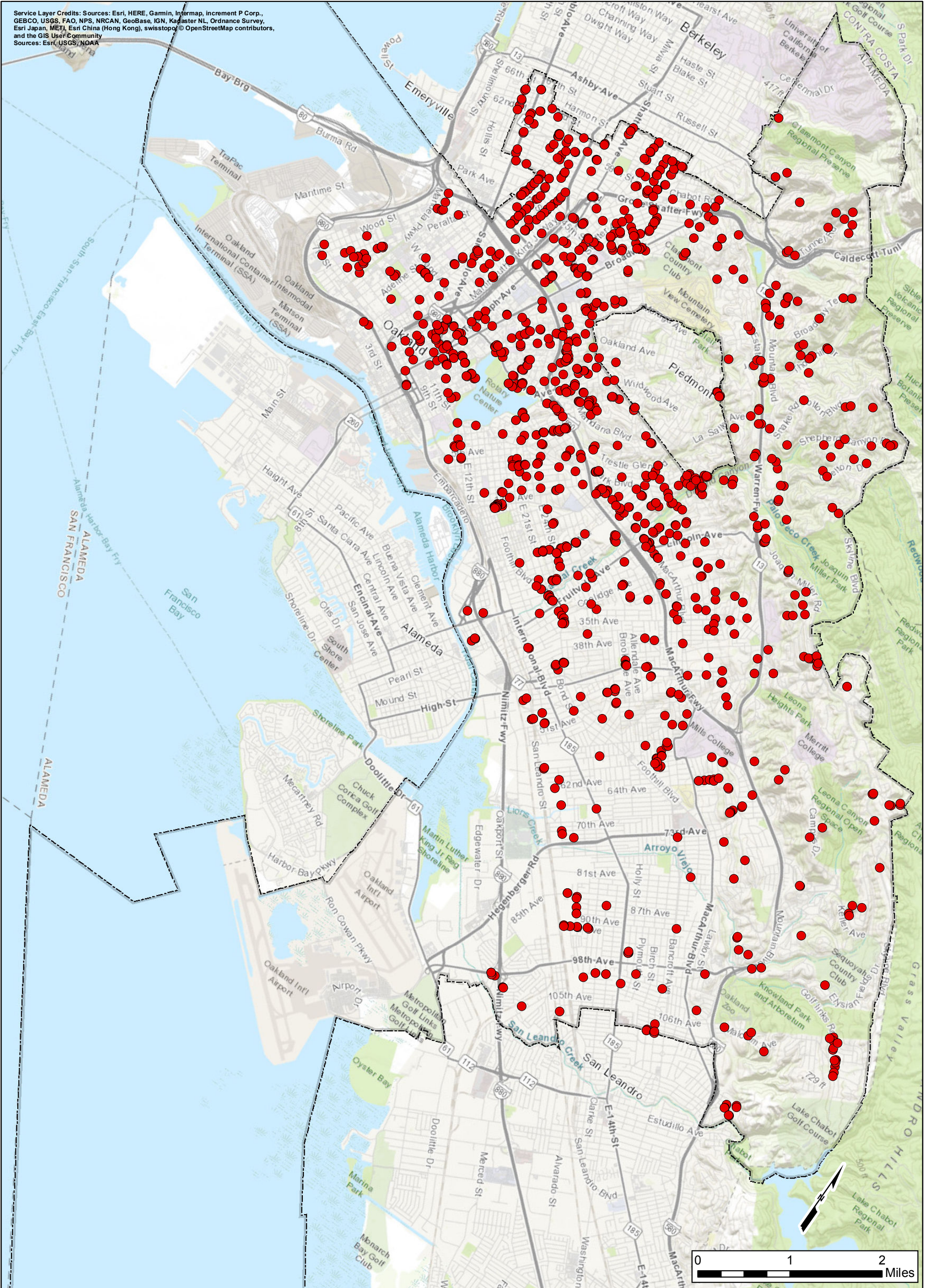
**ATTACHMENT C.10.7**

**City of Oakland Street Adopt a Drain Map**

**FY 2017-2018**

This page intentionally left blank





Service Layer Credits: Sources: Esri, HERE, Garmin, Intermap, increment P Corp., GEBCO, USGS, FAO, NPS, NRCAN, GeoBase, IGN, Kadaster NL, Ordnance Survey, Esri Japan, METI, Esri China (Hong Kong), swisstopo, OpenStreetMap contributors, and the GIS User Community  
Sources: Esri, USGS, NOAA

**Legend**

- Storm drain
- Oakland City Limits

Adopt a Drain  
Oakland, California



Attachment

Date: 08/10/2018



This page intentionally left blank

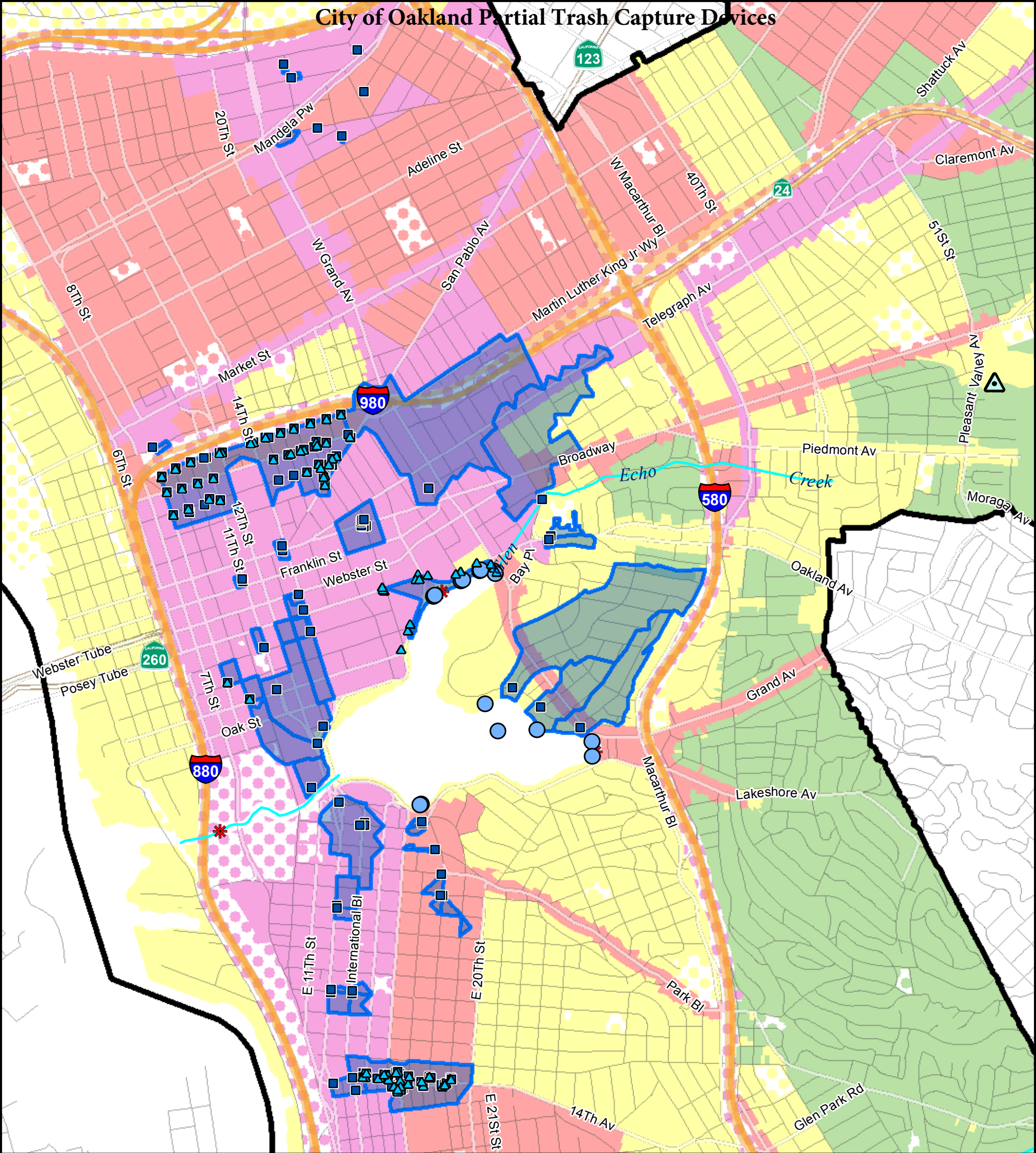
**ATTACHMENT C.10.8**

**City of Oakland Partial Trash Capture Map**

**FY 2017-2018**

This page intentionally left blank

# City of Oakland Partial Trash Capture Devices



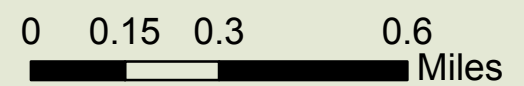
## Legend

### Trash Generation Category

- Low
- Moderate
- High
- Very High

- Creek/Shoreline Hotspot
- Partial Capture (Private)
- Partial Capture (Lake Merritt Boom)
- Partial Capture (ARS)
- Full-Capture Location
- Full Trash Capture
- Non-Jurisdictional (Dot color = Generation Category)

- Streets
- Freeway
- Creeks





This page intentionally left blank

**ATTACHMENT C.10.9**

**City of Oakland Density of Illegal Dumping Abatement Sites**

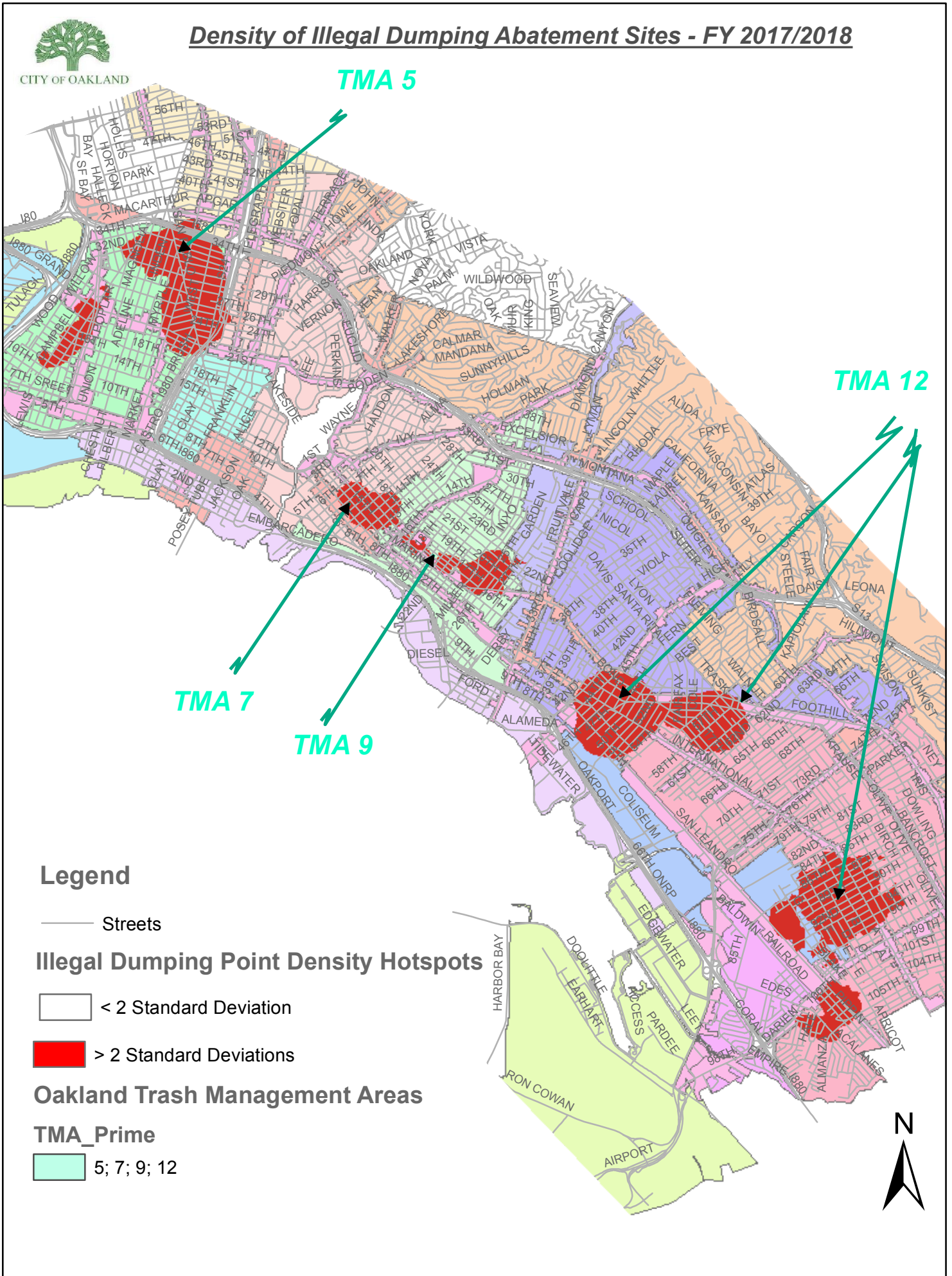
**FY 2017-2018**

This page intentionally left blank



CITY OF OAKLAND

### Density of Illegal Dumping Abatement Sites - FY 2017/2018



#### Legend

Streets

#### Illegal Dumping Point Density Hotspots

< 2 Standard Deviation

> 2 Standard Deviations

#### Oakland Trash Management Areas

#### TMA\_Prime

5; 7; 9; 12



This page intentionally left blank

**ATTACHMENT C.10.10**

**City of Oakland Excess Litter Fee Fact Sheet**

**FY 2017-2018**

This page intentionally left blank

## Excess Litter Fee Program



### WHAT IS THE EXCESS LITTER FEE PROGRAM?

On February 21, 2006, The City of Oakland adopted Ordinance 12727, enacting an Excess Litter Fee on Fast Food Businesses, Convenience Markets, Gasoline Station Markets and Liquor Stores. The purpose of this ordinance is to create and maintain safe, clean and sanitary streets, sidewalks, and public spaces by assessing a fee on businesses known to generate particularly high amounts of disposable materials that end up as trash and litter on the streets. The fee will not only provide the resources to collect and dispose of such trash to keep our City clean, but will also prevent trash and litter from entering the City's storm water runoff system, and potentially polluting those waters and/or hampering the proper performance of our system.

### WHO IS REQUIRED TO FILE AND PAY?

- Fast Food Businesses
- Convenience Markets
- Gasoline Station Markets
- Liquor Stores

Every eligible business must file an annual Excess Litter Fee declaration on or before Aug 30 of each year, providing gross receipts. Gross receipts do not include the receipts from the sale of alcohol, gasoline or automotive services or products. Eligible businesses in Business Improvement Districts (BID) that currently pay BID assessments are subject to only 50% of the litter fee. After receipt of the declaration, the City will send you a fee assessment invoice. Payment of fees must be made within 15 days of issue date. Vehicular food vendors are not subject to the fee.

### ELIGIBLE BUSINESSES DEFINED: (ORD 12727) [www.oaklandnet/litterfeeordinance.com](http://www.oaklandnet/litterfeeordinance.com)???

**CONVENIENCE MARKET** means any business engaged in the retail sale of food, beverages, and small personal convenience items, primarily for immediate off-premises consumption and typically found in establishments with long or late hours of operation but excludes delicatessens and other specialty food shops and businesses, businesses that are engaged in Large-Scale Combined Retail and Grocery sales Commercial Activities, as defined by Oakland Municipal code Section 17.10.345, and businesses that have a sizeable assortment of fresh fruits and vegetables and fresh-cut meat

**FAST FOOD BUSINESS:** means any business engaged in the retail sale of ready-to-eat prepared foods and beverages, for on- or off-premises consumption, whenever the foods and beverages are available upon a short waiting time and are primarily served in or on disposable wrappers, containers, or plates. Fast-Food Businesses may also exhibit other design and operating characteristics, including: (a) a limited menu; (B) food is typically ordered and served at a service counter; (C) food is paid for prior to consumption; (D) the facility in which the activity/use is occurring provides a take-out counter space and space for customer queuing. They also include certain activities accessory to the above, as specified in Section 17.10.040. In those areas of the city subject to the vehicular food vending pilot program ordinance, a business engaged in "vehicular food vending," as defined by Section 17.10.290, is not considered a Fast Food Business.

**GASOLINE MARKET** means any business engaged in the retail sale of food, beverages and small personal convenience items along with the retail sale of gasoline but excludes any business engaged in Large-Scale Combined Retail and Grocery Sales Commercial Activity as defined in Oakland Municipal Code Section 17.10.345, and excludes wholesale clubs or other establishments selling primary bulk merchandise and charging membership dues or otherwise restricting merchandise sales to customers paying a periodic access fee.

**LIQUOR STORE:** means any business engaged in Alcoholic Beverage Sales Commercial Activity, as defined in Oakland Municipal Code Section 17.10.300, but excludes any business engaged in Large-Scale Combined Retail and Grocery Sales Commercial Activity as defined in Oakland Municipal Code Section 17.10.345, and excludes wholesale clubs or other establishments selling primary bulk merchandise and charging membership dues or otherwise restricting merchandise sales to customers paying a periodic access fee.



## HOW MUCH AM I REQUIRED TO PAY?

The annual excess litter fees are based on the gross receipts of your business classification:

Large Business with annual gross receipts of \$1,000,000 or more pay \$3,815.00.

Medium business with annual gross receipts between \$500,000 and \$999,999 pay \$910.00

Small Business with annual gross receipts between \$5,000 and \$499,999 pay \$230.00

Annual gross receipts between \$0 and \$4,999 there is no fee.

Note: Gross receipts shall not include the receipts for the sale of alcohol, gasoline or automotive services or products.

## WHO IS ELIGIBLE FOR REDUCED FEES OR EXEMPTION?

Eligible businesses in Business Improvement Districts (i.e. Rockridge, Montclair and Fruitvale) that are currently paying assessments to a business improvement district shall pay only 50% (fifty) percent of the fee.

The City Administrator or her designee may **further exempt** any eligible business from the Excess Litter Fee if they determine that (OMC 12727, SEC 5F):

1. Such eligible Businesses' respective Business Improvement District is not within 3 blocks of a Targeted Street or
2. If Eligible Businesses' respective Business Improvement District is within 3 blocks of a Targeted Street, and the business improvement district has an effective program to clean up litter originating from the eligible businesses on the Targeted Street.

## HOW DO I FILE AN APPEAL?

An owner of a business/business property assessed with Excess Litter Fees may appeal such assessment directly to a hearing officer designated by the City Administrator. Such appeal must be submitted by the due date of the City's notice. The appeal filing fee is \$67.50. The administrative fee will be refunded to you if your appeal is granted.

The Appeal must state and may only proceed if based upon at least one of the following: 1) Eligible Business (definition). 2) classification (small, medium or large) and 3) further exemption.

Upon receipt of your appeal form, declaration, and administrative appeal fee, the hearing officer will schedule a hearing and send you a written notice of the date. The hearing officer may issue any orders or imposed conditions consistent with the purposes of the Litter Fee Ordinance. The determination of the hearing office shall be final.

## WHAT IF I PAY LATE OR FAIL TO COMPLY?

Failure to pay the fee owed as determined by the Finance and Management Agency within 15 days of the invoice date is a violation of the ordinance. Such violation will result in a 10% to 50% penalty and interest will accrue at one percent per month until liability is paid.

Failure to complete the declaration and return it to the City in a timely manner, will result in a \$50.00 fee assessment.

City of Oakland  
Business Tax Section – EXCESS LITTER FEE PROGRAM  
250 Frank H. Ogawa Plaza, Suite 1320  
Oakland, CA 94612  
Phone: (510) 238-3360  
Fax: (510) 238-7128  
Email: [Oaklandbusinesstax@oaklandnet.com](mailto:Oaklandbusinesstax@oaklandnet.com)



Si desea obtener esta información en español, por favor llame a la Línea Directa Sobre Acceso Equitativo al (510) 238-6812.

若需要中文協助，請致電平等使用服務專線 (510) 238-6812。

Neáu quýy vò cànn sớ giuúp ñỗ òàng tiếng Việät, xin vui lòng gọi vậñ phỏng Bình Ñáng Trong Việác Sớ Dữing (Equal Access) tại số (510) 238-6812.

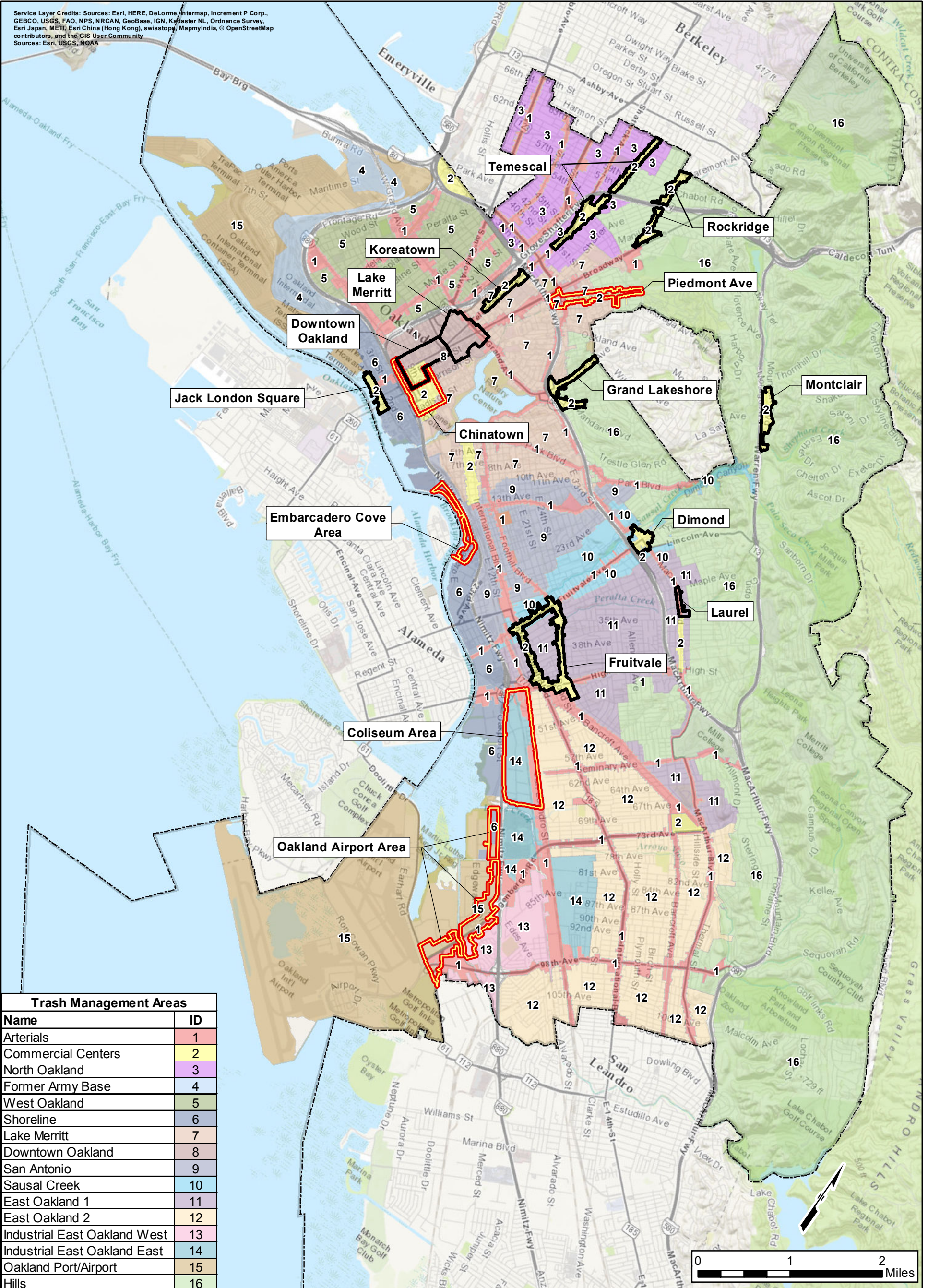
**ATTACHMENT C.10.11**

**City of Oakland Business Improvement Districts**




**FY 2017-2018**

This page intentionally left blank





Trash Management Areas	
Name	ID
Arterials	1
Commercial Centers	2
North Oakland	3
Former Army Base	4
West Oakland	5
Shoreline	6
Lake Merritt	7
Downtown Oakland	8
San Antonio	9
Sausal Creek	10
East Oakland 1	11
East Oakland 2	12
Industrial East Oakland West	13
Industrial East Oakland East	14
Oakland Port/Airport	15
Hills	16

Legend	
 Existing BID	 Oakland City Limits
 Potential Future BID	

Business Improvement Districts and Trash Management Areas  
FY 17/18  
Oakland, California

Date: 07/16/2018



Attachment



This page intentionally left blank

**ATTACHMENT C.10.12**

**City of Oakland**

**Existing and Future Potential Business Improvement Districts**

**FY 2017-2018**

This page intentionally left blank

## City of Oakland Existing and Future Potential Business Improvement Districts FY 17/18

	<i>Dimond</i>	<i>Downtown Oakland CBD<sup>2</sup></i>	<i>Fruitvale</i>	<i>Grand Lakeshore</i>	<i>Jack London Square</i>	<i>Koreatown CBD</i>	<i>Lake Merritt CBD</i>	<i>Laurel</i>	<i>Montclair</i>	<i>Rockridge</i>	<i>Temescal</i>	<i>Chinatown<sup>1</sup></i>	<i>Coliseum Area<sup>1</sup></i>	<i>Embarcadero Cove Area<sup>1</sup></i>	<i>Oakland Airport Area<sup>1</sup></i>	<i>Piedmont Ave<sup>1</sup></i>	<i>Total Existing BID Acres</i>	<i>Total Potential BID Acres</i>
TMA 1						19	10					67		48		29	115	
TMA 2	24	32	134	48	26	31		38	48	83	67				37	463	104	
TMA 3																0	0	
TMA 4																0	0	
TMA 5																0	0	
TMA 6													40	23		0	63	
TMA 7			1			0					7				13	1	19	
TMA 8	64					85					6					149	6	
TMA 9																0	0	
TMA 10	6															6	0	
TMA 11							3									3	0	
TMA 12																0	0	
TMA 13														12		0	12	
TMA 14												190				0	190	
TMA 15														115		0	115	
TMA 16	1														5	1	5	
	<b>31</b>	<b>96</b>	<b>134</b>	<b>49</b>	<b>26</b>	<b>31</b>	<b>104</b>	<b>12</b>	<b>38</b>	<b>48</b>	<b>83</b>	<b>80</b>	<b>257</b>	<b>40</b>	<b>198</b>	<b>55</b>	<b>652</b>	<b>629</b>

<sup>1</sup> Potential Future Business Improvement District

<sup>2</sup> Community Benefit District



This page intentionally left blank

**ATTACHMENT C.10.13**

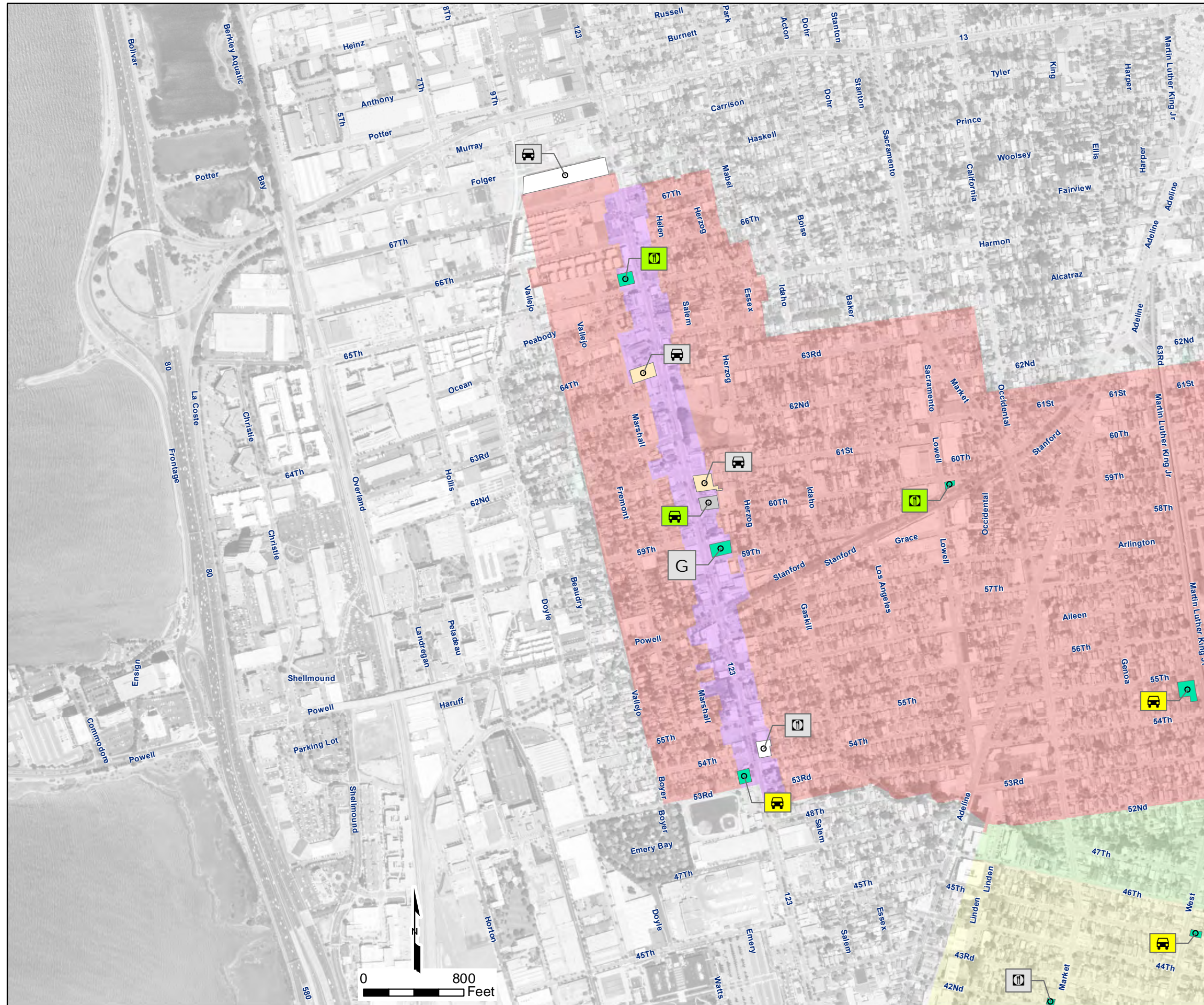
**City of Oakland**

**Facility Inspections and Trash Control Measures**

**FY 2017-2018**

This page intentionally left blank





**Legend**

**Type of Facility**

- Grocery/Liquor Store
- Food Service Establishment
- Automotive/Gas Station
- Commercial/Industrial

**Trash Rating of Facilities' Ancillary Property (per visual assessment)**

- A
- B
- C
- D
- N/A

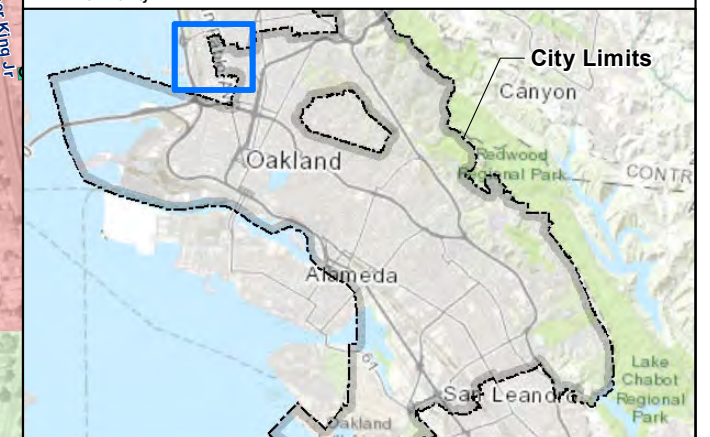
**Facilities' Cleaning Frequency in Right of Way**

- Daily
- 4 - 6 times per week
- Infrequent
- N/A
- Unknown
- Multiple Reports Varied

**Trash Generation Rate**

- Low
- Medium
- High
- Very High

Service Layer Credits: Sources: Esri, HERE, Garmin, Intermap, increment P Corp., GEBCO, USGS, FAO, NPS, NRCAN, GeoBase, IGN, Kadaster NL, Ordnance Survey, Esri Japan, METI, Esri China (Hong Kong), swisstopo, © OpenStreetMap contributors, and the GIS User Community



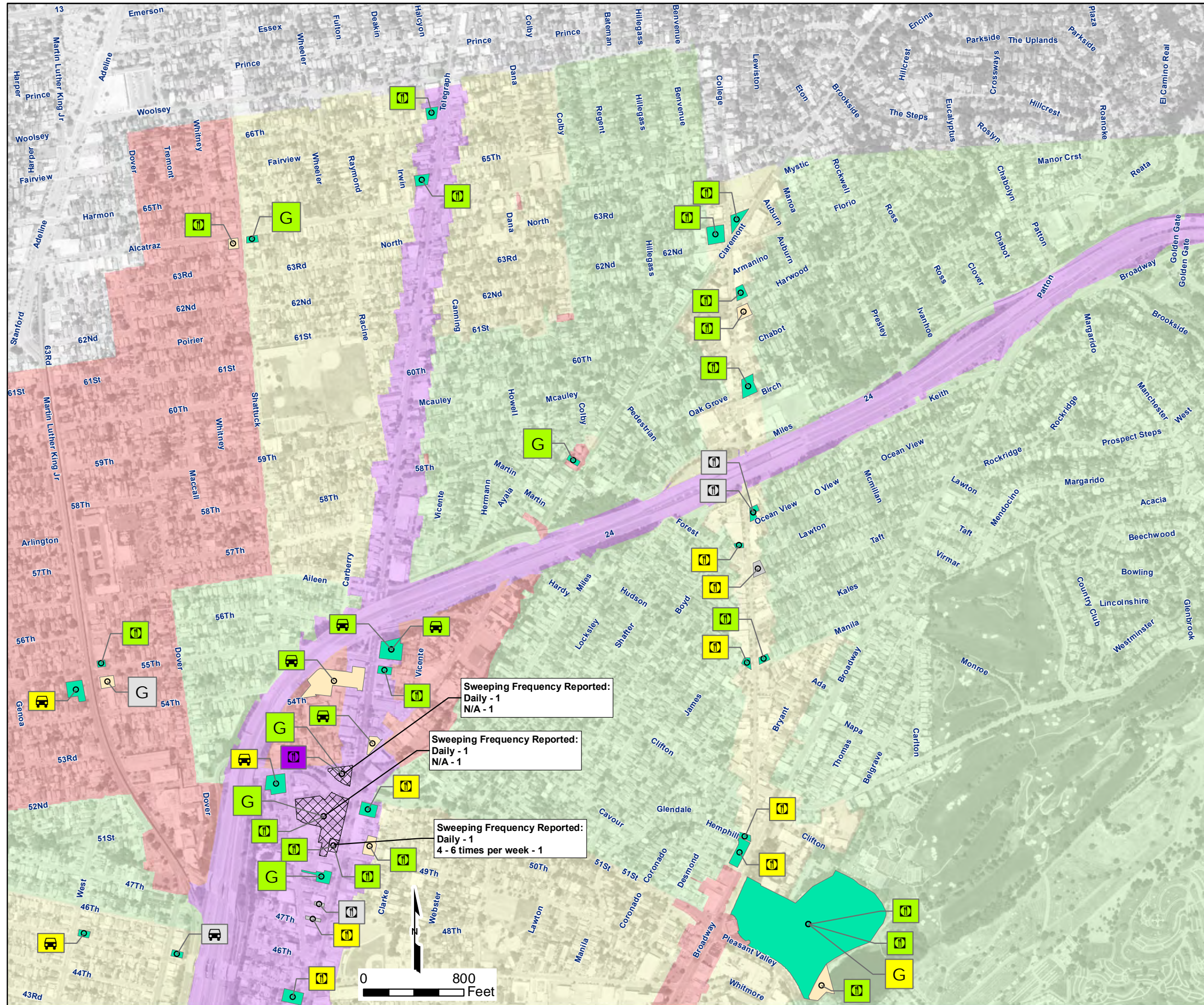
Facility Inspections and Trash Control Measures, FY 17/18  
Figure 1 of 14  
Oakland, California



Attachment

Date: 08/09/2018



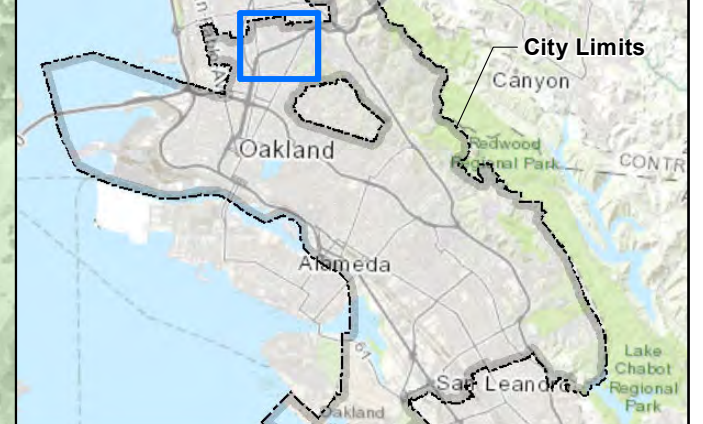


**Legend**

- Type of Facility**
- G Grocery/Liquor Store
  - ☺ Food Service Establishment
  - 🚗 Automotive/Gas Station
  - C Commercial/Industrial
- Trash Rating of Facilities' Ancillary Property (per visual assessment)**
- A
  - B
  - C
  - D
  - N/A

- Facilities' Cleaning Frequency in Right of Way**
- ☑ Daily
  - ☑ 4 - 6 times per week
  - ☑ Infrequent
  - ☑ N/A
  - ☑ Unknown
  - ☑ Multiple Reports Varied
- Trash Generation Rate**
- Low
  - Medium
  - High
  - Very High

Service Layer Credits: Sources: Esri, HERE, Garmin, Intermap, increment P Corp., GEBCO, USGS, FAO, NPS, NRCAN, GeoBase, IGN, Kadaster NL, Ordnance Survey, Esri Japan, METI, Esri China (Hong Kong), swisstopo, © OpenStreetMap contributors, and the GIS User Community



Facility Inspections and Trash Control Measures, FY 17/18  
Figure 2 of 14  
Oakland, California



Attachment

Date: 08/09/2018

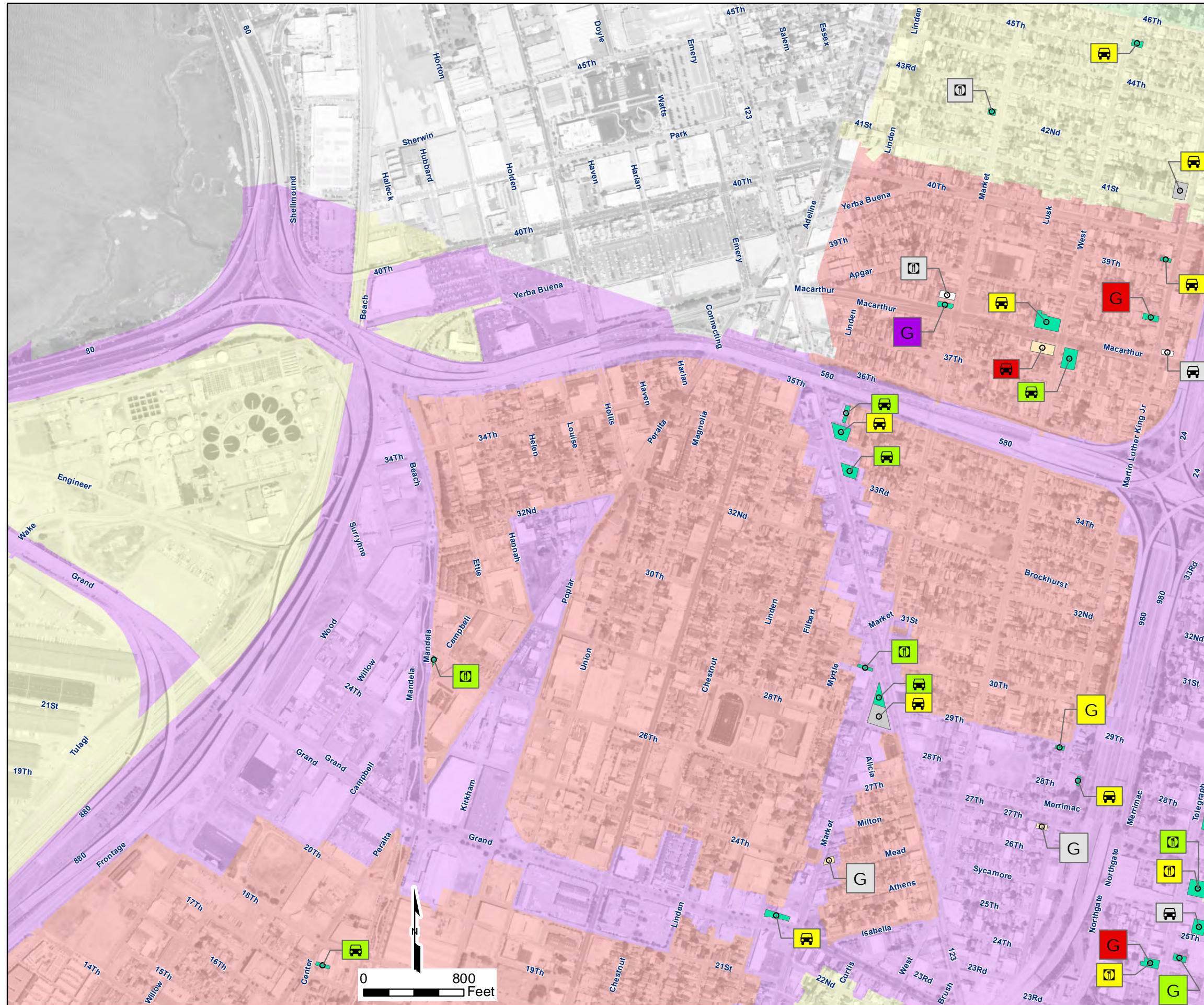


Sweeping Frequency Reported:  
Daily - 1  
N/A - 1

Sweeping Frequency Reported:  
Daily - 1  
N/A - 1

Sweeping Frequency Reported:  
Daily - 1  
4 - 6 times per week - 1





**Legend**

**Type of Facility**

- G Grocery/Liquor Store
- FE Food Service Establishment
- AGS Automotive/Gas Station
- C Commercial/Industrial

**Trash Rating of Facilities' Ancillary Property (per visual assessment)**

- A
- B
- C
- D
- N/A

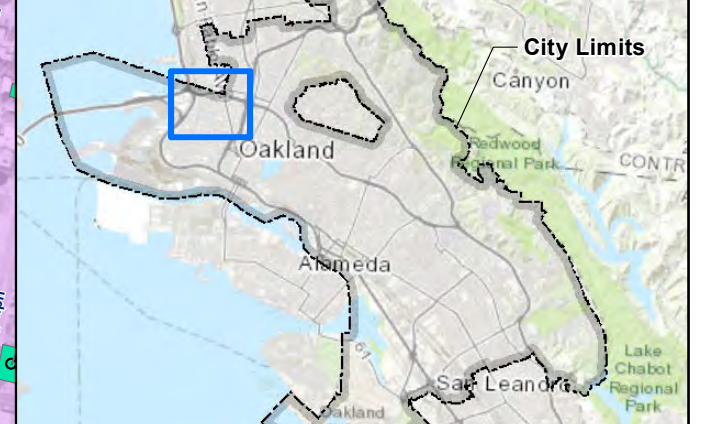
**Facilities' Cleaning Frequency in Right of Way**

- Daily
- 4 - 6 times per week
- Infrequent
- N/A
- Unknown
- Multiple Reports Varied

**Trash Generation Rate**

- Low
- Medium
- High
- Very High

Service Layer Credits: Sources: Esri, HERE, Garmin, Intermap, increment P Corp., GEBCO, USGS, FAO, NPS, NRCAN, GeoBase, IGN, Kadaster NL, Ordnance Survey, Esri Japan, METI, Esri China (Hong Kong), swisstopo, © OpenStreetMap contributors, and the GIS User Community



Facility Inspections and Trash Control Measures, FY 17/18  
Figure 3 of 14  
Oakland, California

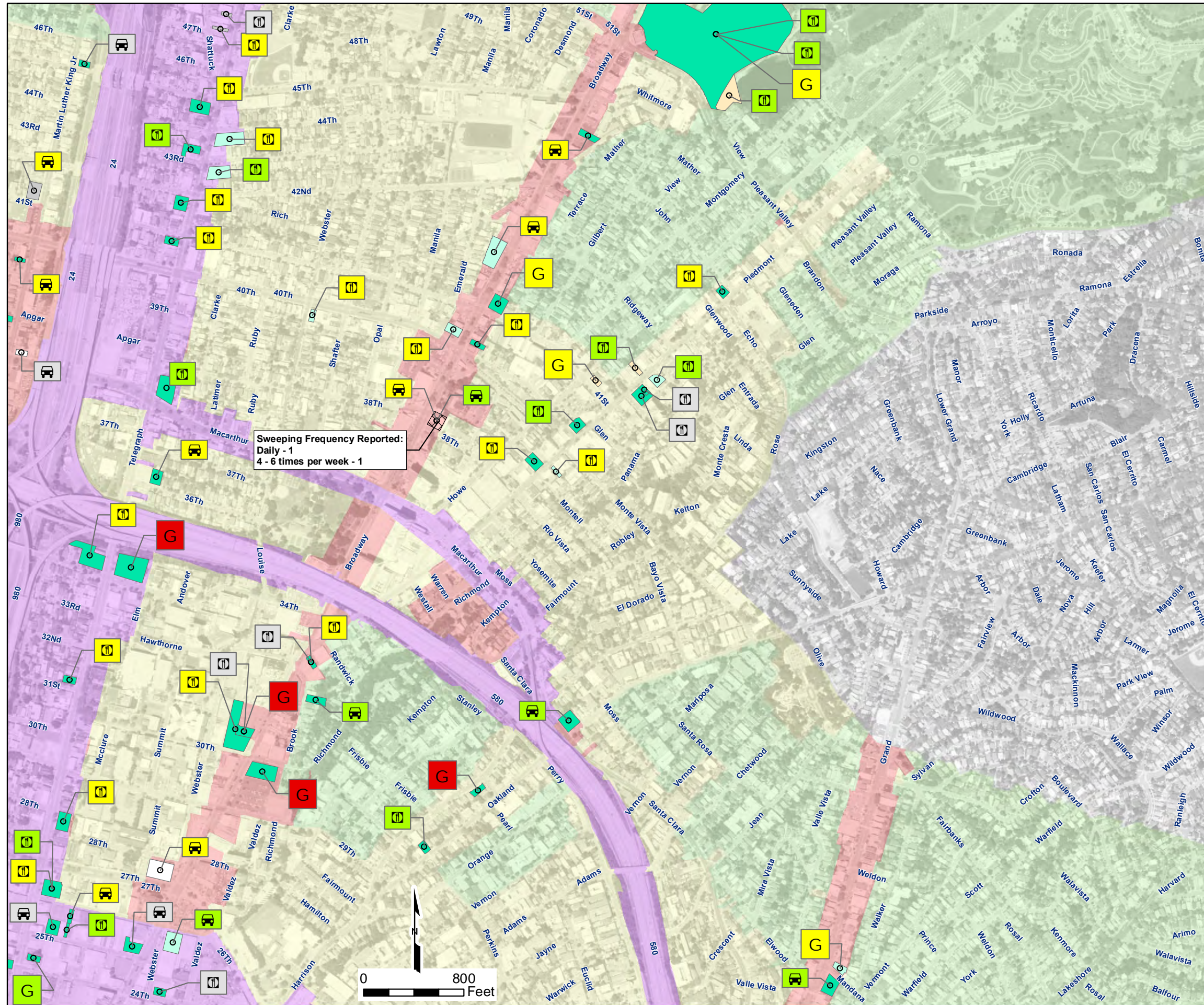


Attachment

Date: 08/09/2018







**Legend**

**Type of Facility**

- Grocery/Liquor Store
- Food Service Establishment
- Automotive/Gas Station
- Commercial/Industrial

**Trash Rating of Facilities' Ancillary Property (per visual assessment)**

- A
- B
- C
- D
- N/A

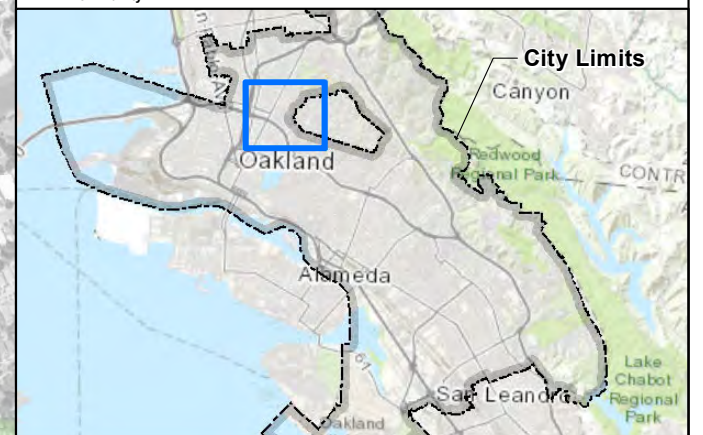
**Facilities' Cleaning Frequency in Right of Way**

- Daily
- 4 - 6 times per week
- Infrequent
- N/A
- Unknown
- Multiple Reports Varied

**Trash Generation Rate**

- Low
- Medium
- High
- Very High

Service Layer Credits: Sources: Esri, HERE, Garmin, Intermap, increment P Corp., GEBCO, USGS, FAO, NPS, NRCAN, GeoBase, IGN, Kadaster NL, Ordnance Survey, Esri Japan, METI, Esri China (Hong Kong), swisstopo, © OpenStreetMap contributors, and the GIS User Community



Facility Inspections and Trash Control Measures, FY 17/18  
Figure 4 of 14  
Oakland, California

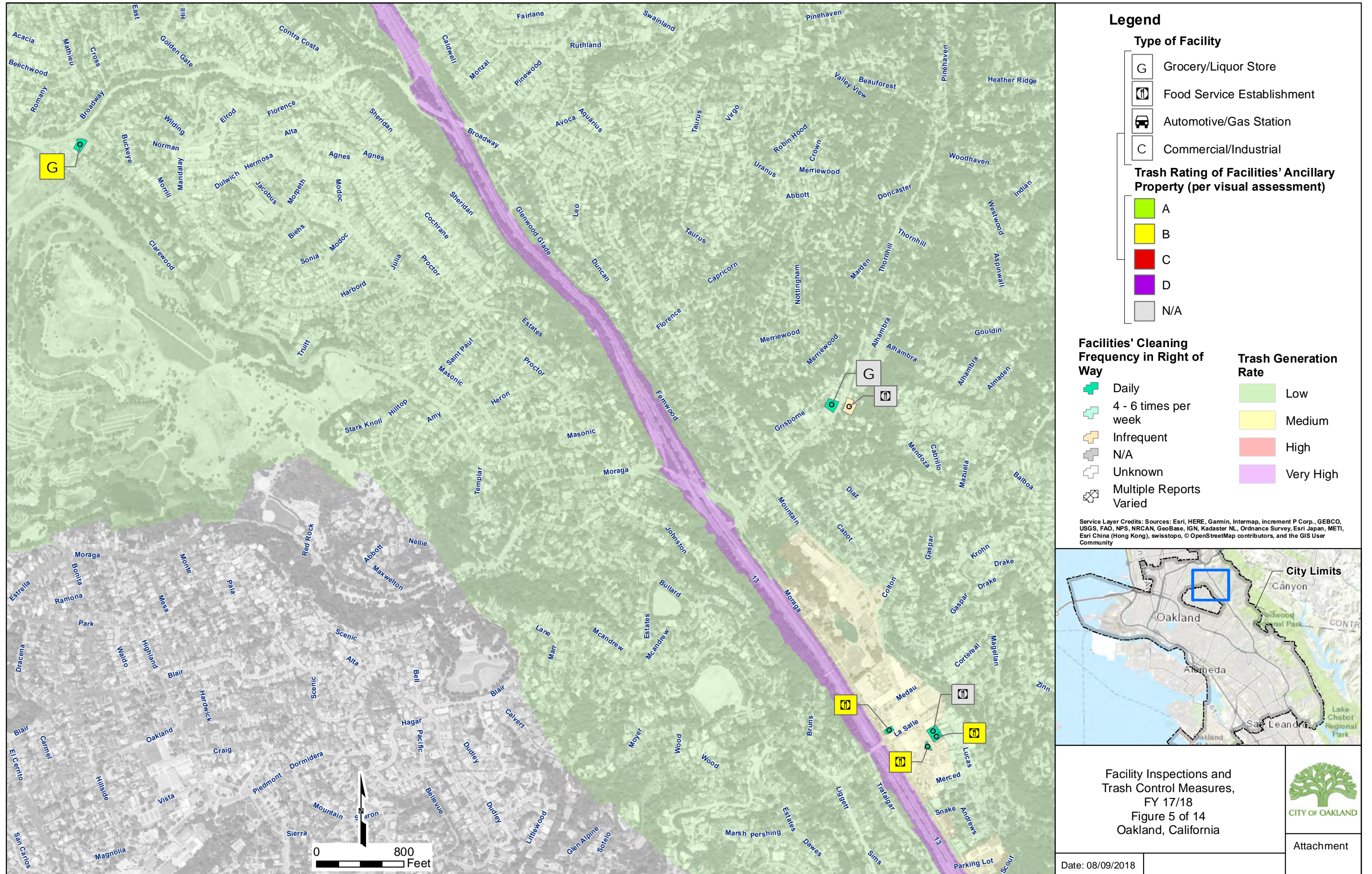


Attachment

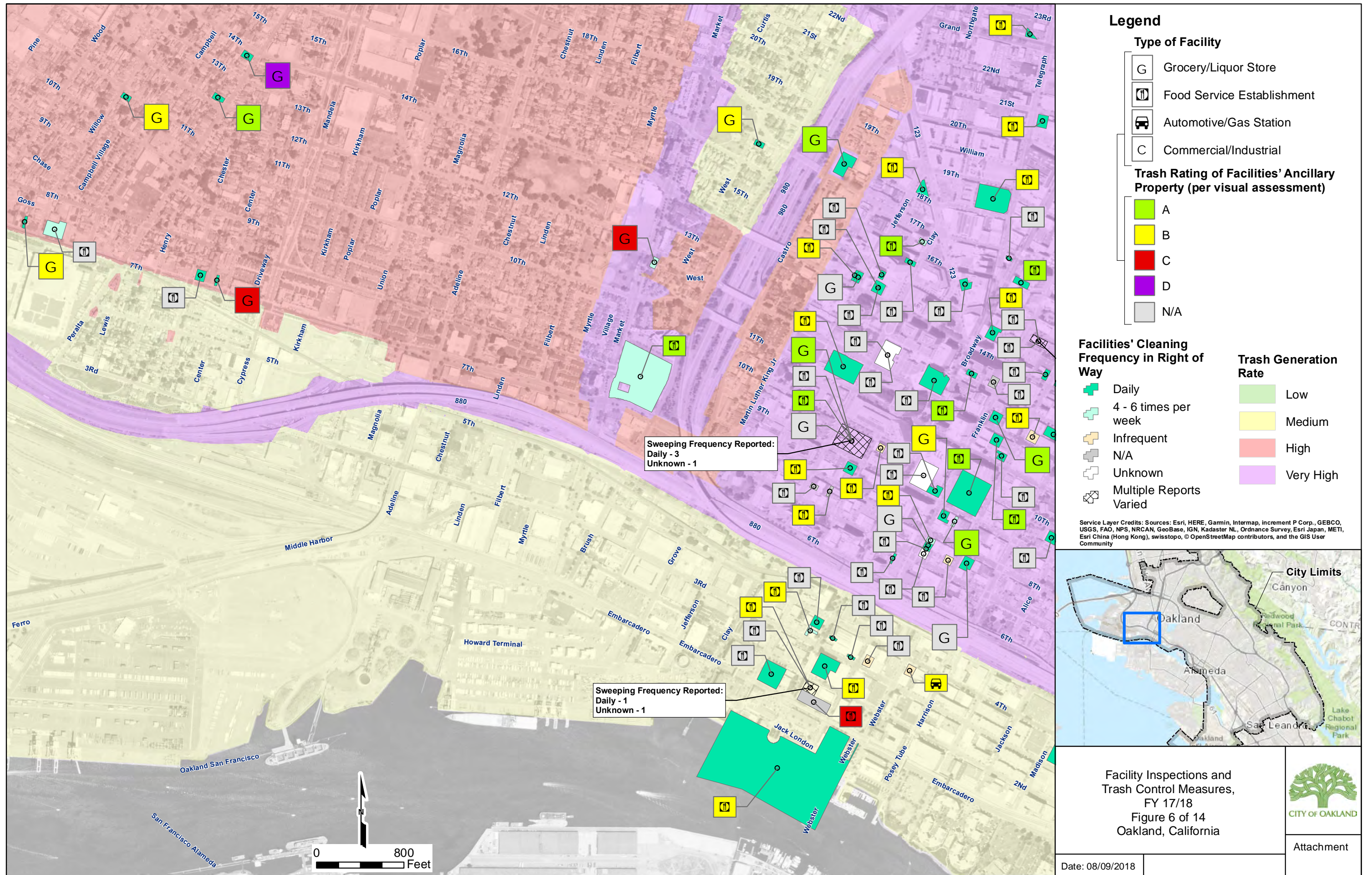
Date: 08/09/2018





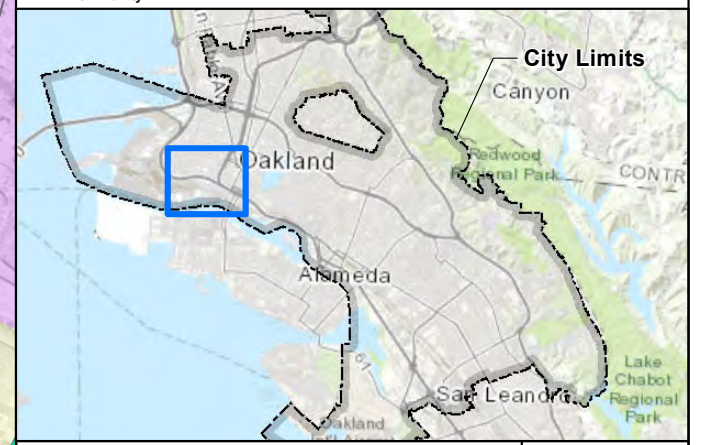




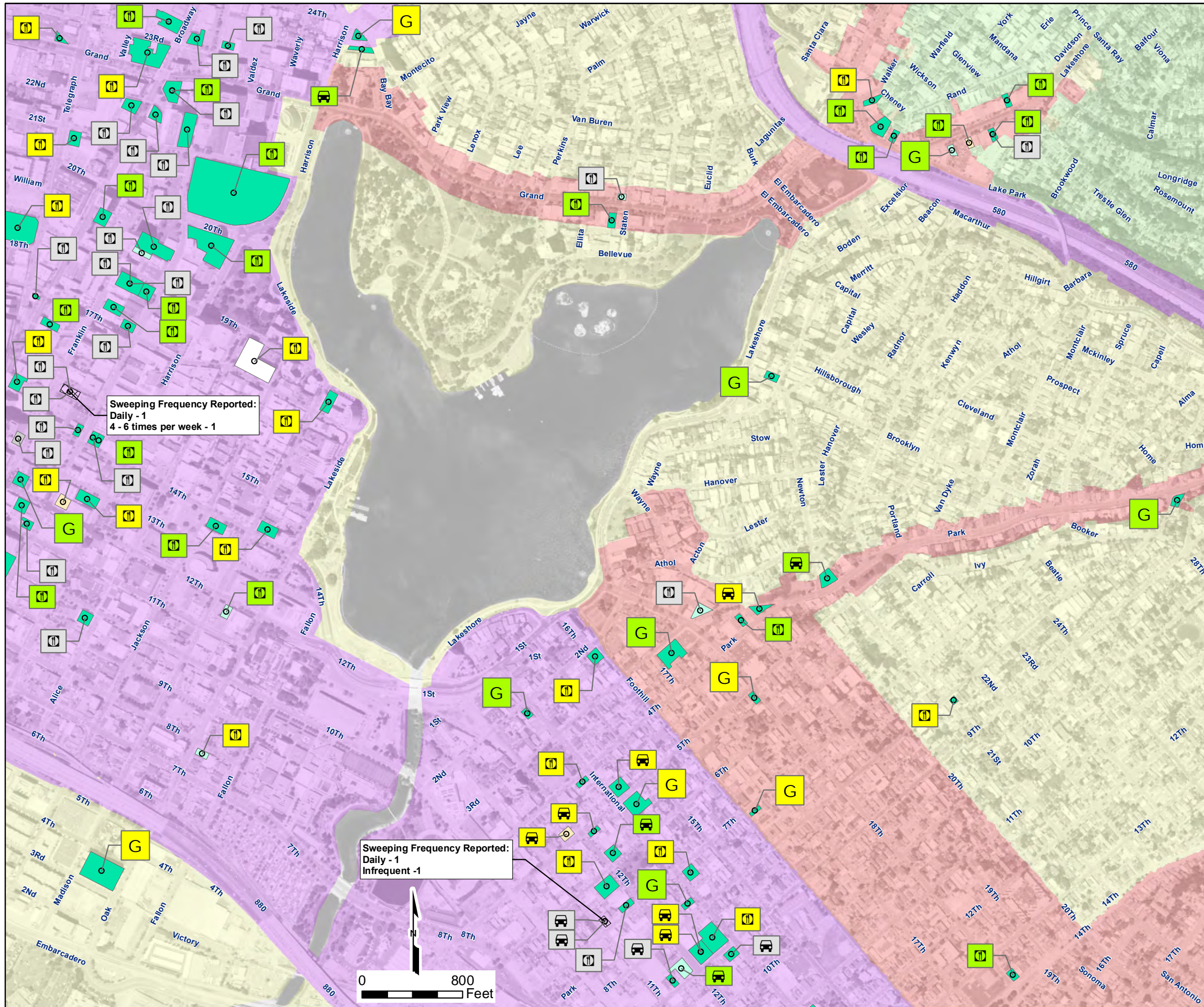


Sweeping Frequency Reported:  
Daily - 3  
Unknown - 1

Sweeping Frequency Reported:  
Daily - 1  
Unknown - 1







**Legend**

**Type of Facility**

- G Grocery/Liquor Store
- ☺ Food Service Establishment
- 🚗 Automotive/Gas Station
- C Commercial/Industrial

**Trash Rating of Facilities' Ancillary Property (per visual assessment)**

- A
- B
- C
- D
- N/A

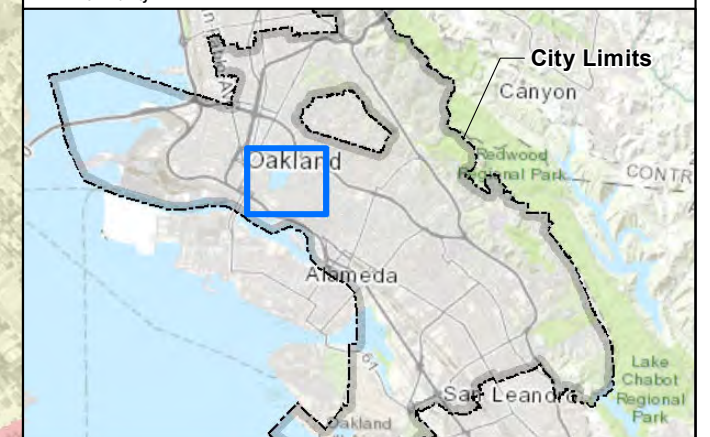
**Facilities' Cleaning Frequency in Right of Way**

- ☑ Daily
- ☑ 4 - 6 times per week
- ☑ Infrequent
- ☑ N/A
- ☑ Unknown
- ☑ Multiple Reports Varied

**Trash Generation Rate**

- Low
- Medium
- High
- Very High

Service Layer Credits: Sources: Esri, HERE, Garmin, Intermap, increment P Corp., GEBCO, USGS, FAO, NPS, NRCAN, GeoBase, IGN, Kadaster NL, Ordnance Survey, Esri Japan, METI, Esri China (Hong Kong), swisstopo, © OpenStreetMap contributors, and the GIS User Community



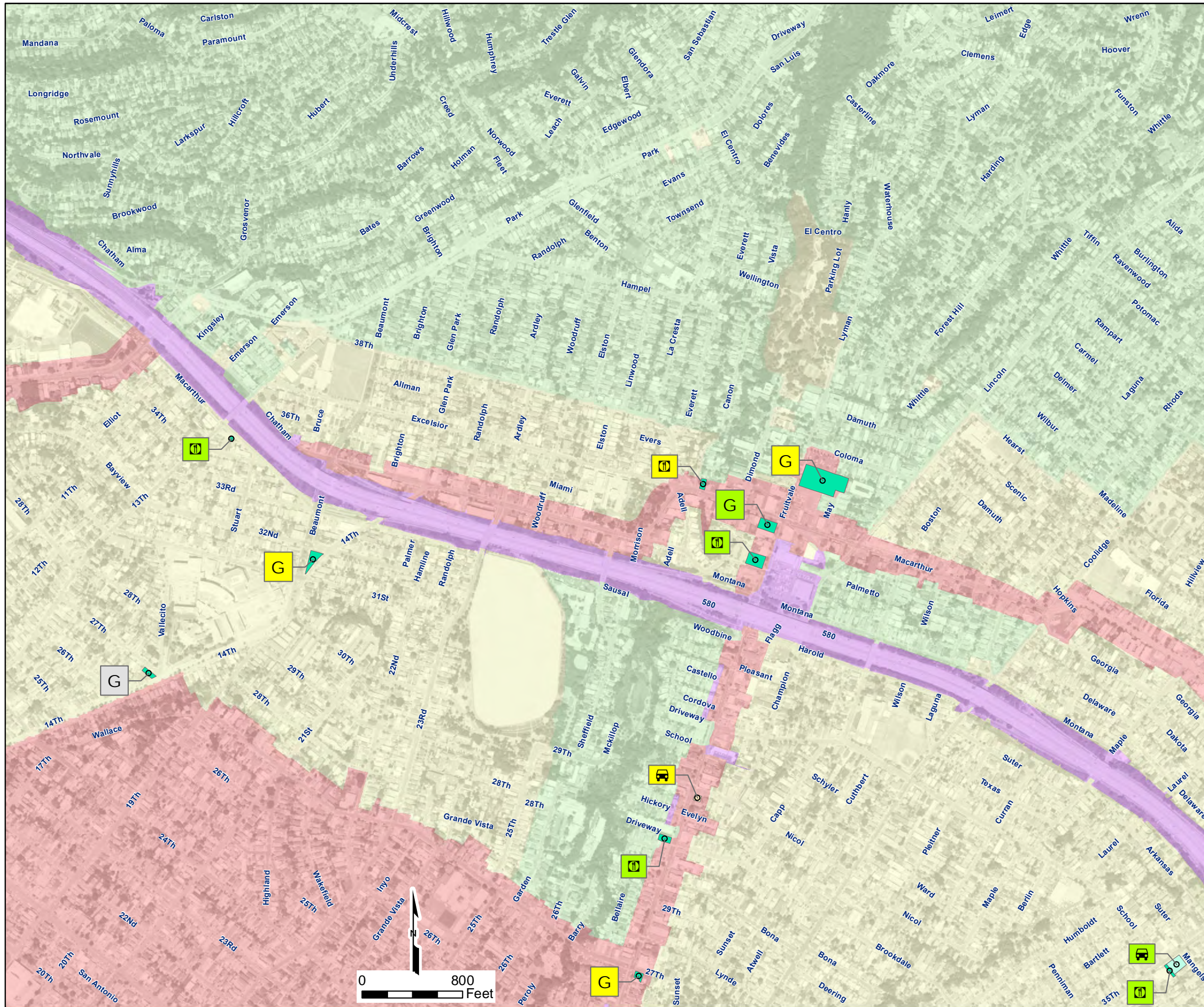
Facility Inspections and Trash Control Measures, FY 17/18  
Figure 7 of 14  
Oakland, California



Attachment

Date: 08/09/2018





**Legend**

**Type of Facility**

- G Grocery/Liquor Store
- Food Service Establishment
- Automotive/Gas Station
- C Commercial/Industrial

**Trash Rating of Facilities' Ancillary Property (per visual assessment)**

- A
- B
- C
- D
- N/A

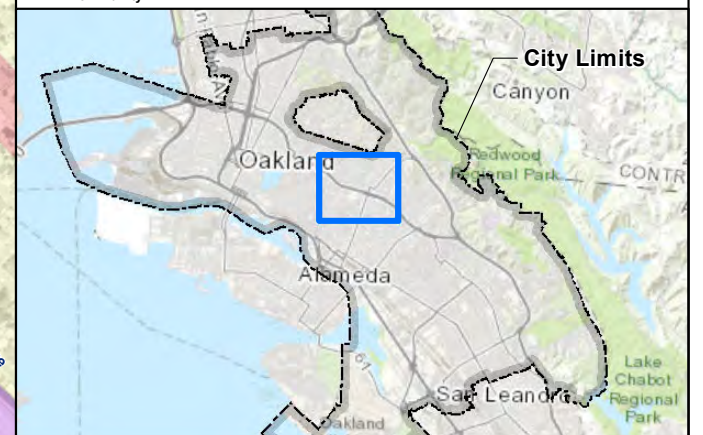
**Facilities' Cleaning Frequency in Right of Way**

- + Daily
- + 4 - 6 times per week
- + Infrequent
- + N/A
- + Unknown
- + Multiple Reports Varied

**Trash Generation Rate**

- Low
- Medium
- High
- Very High

Service Layer Credits: Sources: Esri, HERE, Garmin, Intermap, increment P Corp., GEBCO, USGS, FAO, NPS, NRCAN, GeoBase, IGN, Kadaster NL, Ordnance Survey, Esri Japan, METI, Esri China (Hong Kong), swisstopo, © OpenStreetMap contributors, and the GIS User Community



Facility Inspections and Trash Control Measures, FY 17/18  
Figure 8 of 14  
Oakland, California

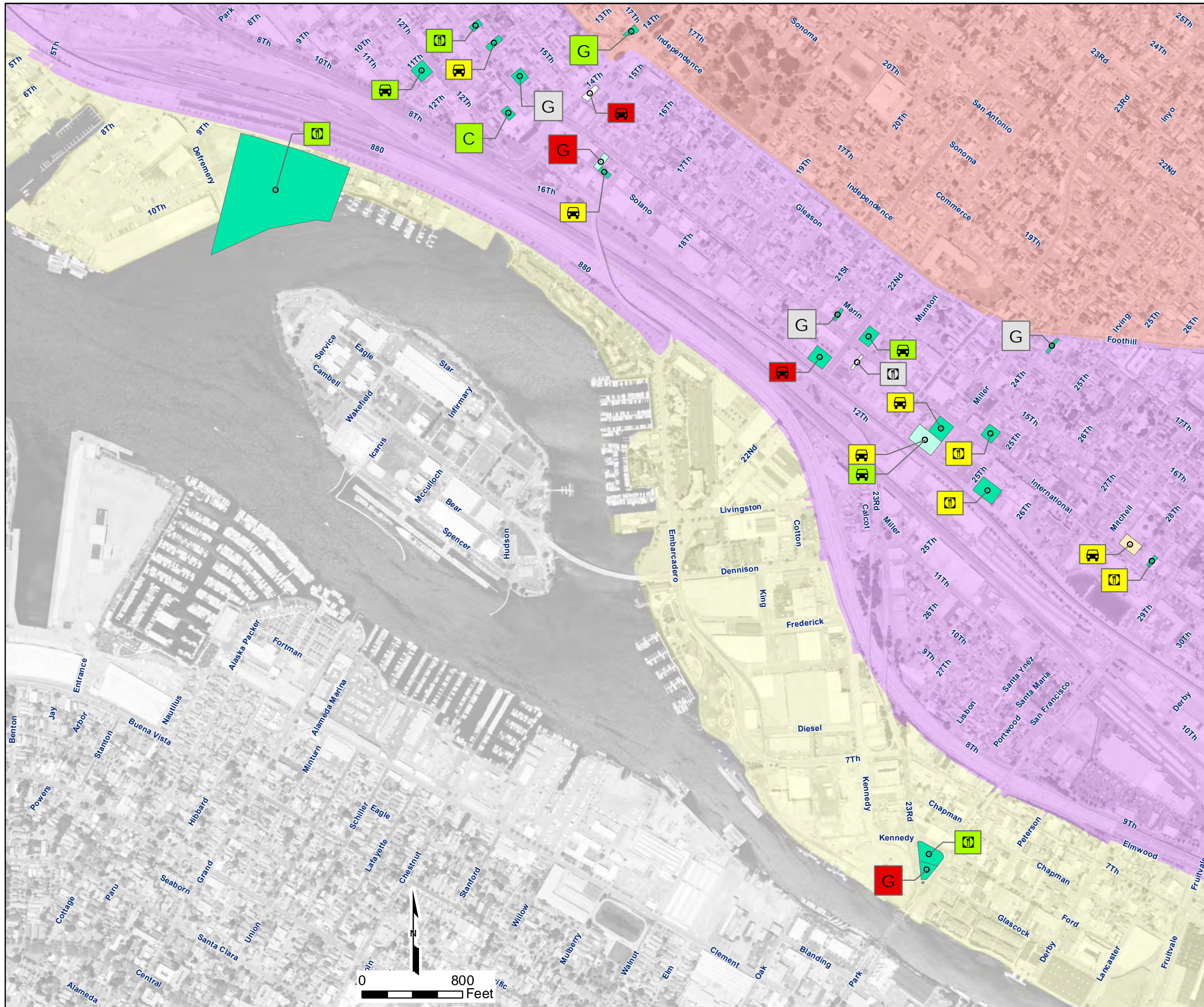


Attachment

Date: 08/09/2018







**Legend**

**Type of Facility**

- G Grocery/Liquor Store
- ☺ Food Service Establishment
- 🚗 Automotive/Gas Station
- C Commercial/Industrial

**Trash Rating of Facilities' Ancillary Property (per visual assessment)**

- A
- B
- C
- D
- N/A

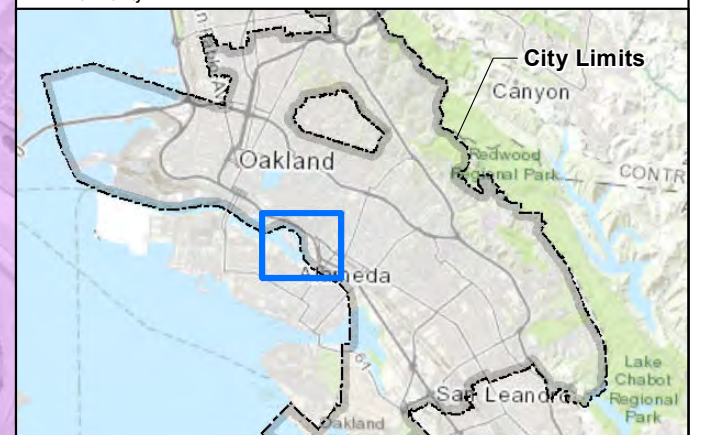
**Facilities' Cleaning Frequency in Right of Way**

- ☑ Daily
- ☒ 4 - 6 times per week
- ☐ Infrequent
- ☒ N/A
- ☒ Unknown
- ☒ Multiple Reports Varied

**Trash Generation Rate**

- Low
- Medium
- High
- Very High

Service Layer Credits: Sources: Esri, HERE, Garmin, Intermap, increment P Corp., GEBCO, USGS, FAO, NPS, NRCAN, GeoBase, IGN, Kadaster NL, Ordnance Survey, Esri Japan, METI, Esri China (Hong Kong), swisstopo, © OpenStreetMap contributors, and the GIS User Community



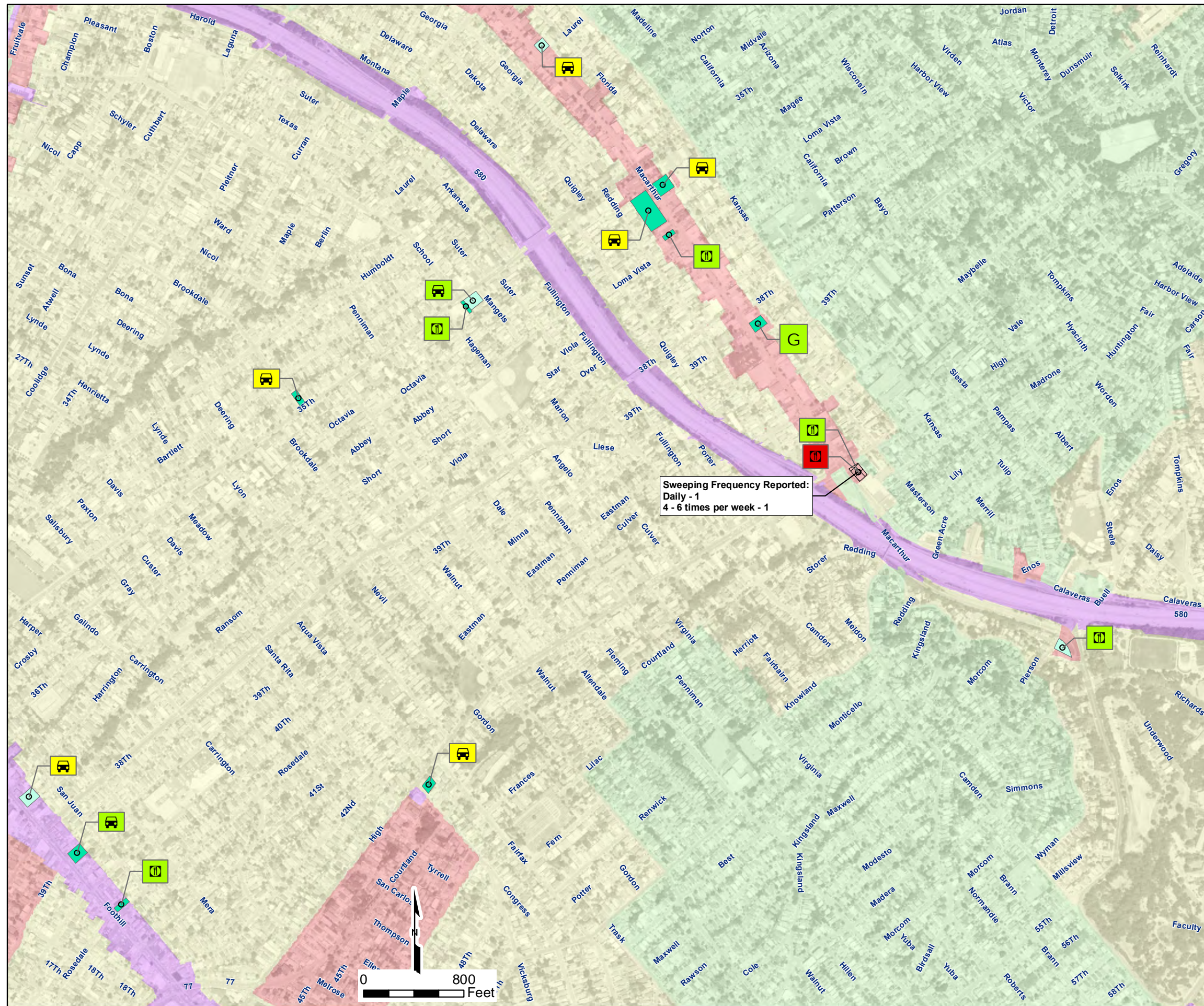
Facility Inspections and Trash Control Measures, FY 17/18  
Figure 9 of 14  
Oakland, California



Attachment

Date: 08/09/2018





**Legend**

**Type of Facility**

- Grocery/Liquor Store
- Food Service Establishment
- Automotive/Gas Station
- Commercial/Industrial

**Trash Rating of Facilities' Ancillary Property (per visual assessment)**

- A
- B
- C
- D
- N/A

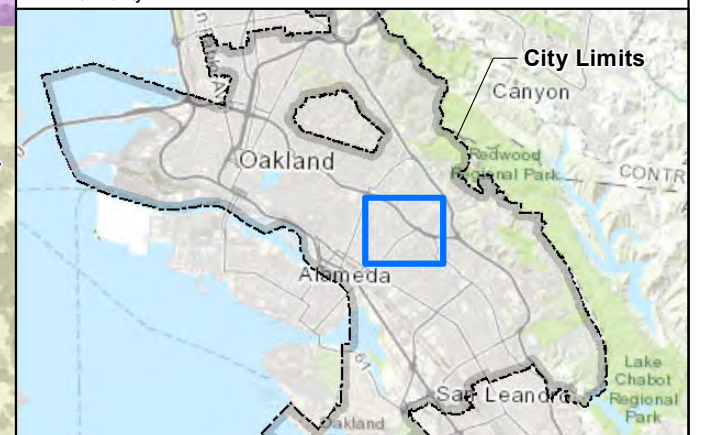
**Facilities' Cleaning Frequency in Right of Way**

- Daily
- 4 - 6 times per week
- Infrequent
- N/A
- Unknown
- Multiple Reports Varied

**Trash Generation Rate**

- Low
- Medium
- High
- Very High

Service Layer Credits: Sources: Esri, HERE, Garmin, Intermap, increment P Corp., GEBCO, USGS, FAO, NPS, NRCAN, GeoBase, IGN, Kadaster NL, Ordnance Survey, Esri Japan, METI, Esri China (Hong Kong), swisstopo, © OpenStreetMap contributors, and the GIS User Community



Facility Inspections and Trash Control Measures, FY 17/18  
Figure 10 of 14  
Oakland, California

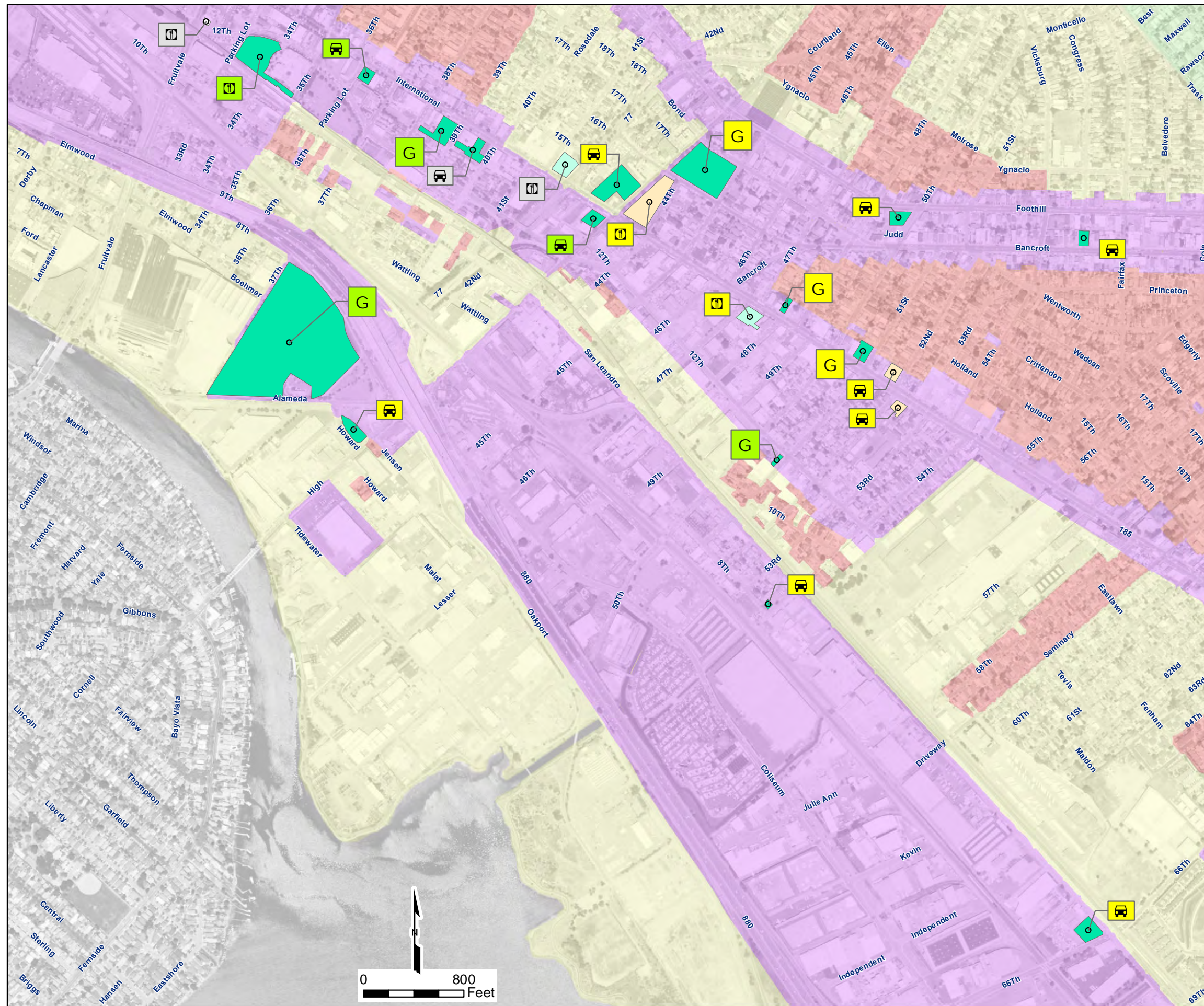


Attachment

Date: 08/09/2018







**Legend**

**Type of Facility**

- G Grocery/Liquor Store
- ☺ Food Service Establishment
- 🚗 Automotive/Gas Station
- C Commercial/Industrial

**Trash Rating of Facilities' Ancillary Property (per visual assessment)**

- A
- B
- C
- D
- N/A

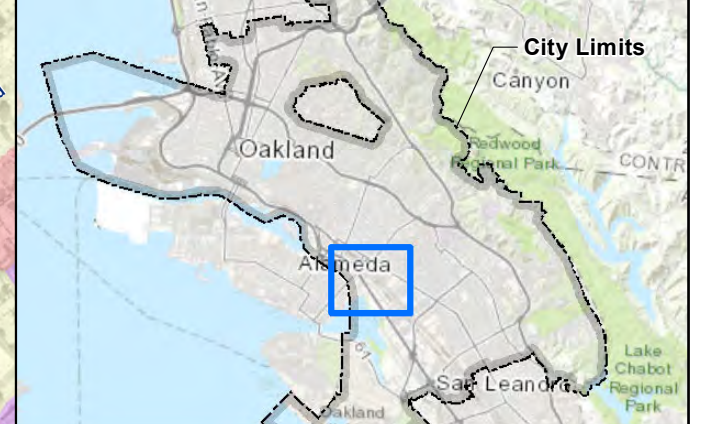
**Facilities' Cleaning Frequency in Right of Way**

- 🟢 Daily
- 🟡 4 - 6 times per week
- 🟠 Infrequent
- ⚪ N/A
- ⚪ Unknown
- 🔍 Multiple Reports Varied

**Trash Generation Rate**

- Low
- Medium
- High
- Very High

Service Layer Credits: Sources: Esri, HERE, Garmin, Intermap, increment P Corp., GEBCO, USGS, FAO, NPS, NRCAN, GeoBase, IGN, Kadaster NL, Ordnance Survey, Esri Japan, METI, Esri China (Hong Kong), swisstopo, © OpenStreetMap contributors, and the GIS User Community

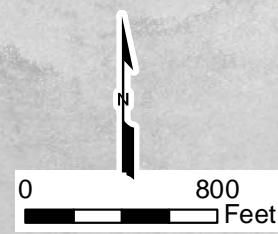


Facility Inspections and Trash Control Measures, FY 17/18  
Figure 11 of 14  
Oakland, California

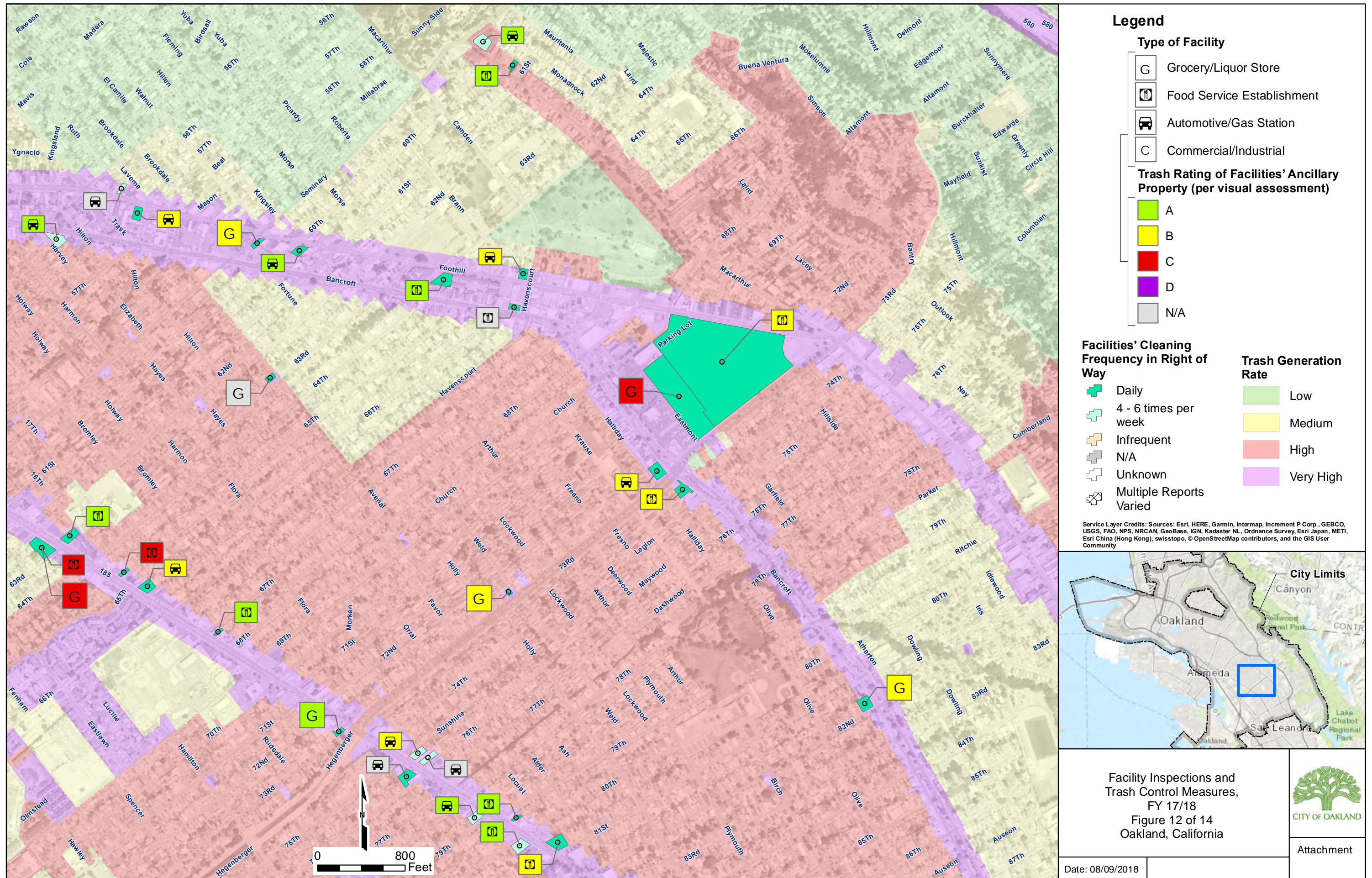


Attachment

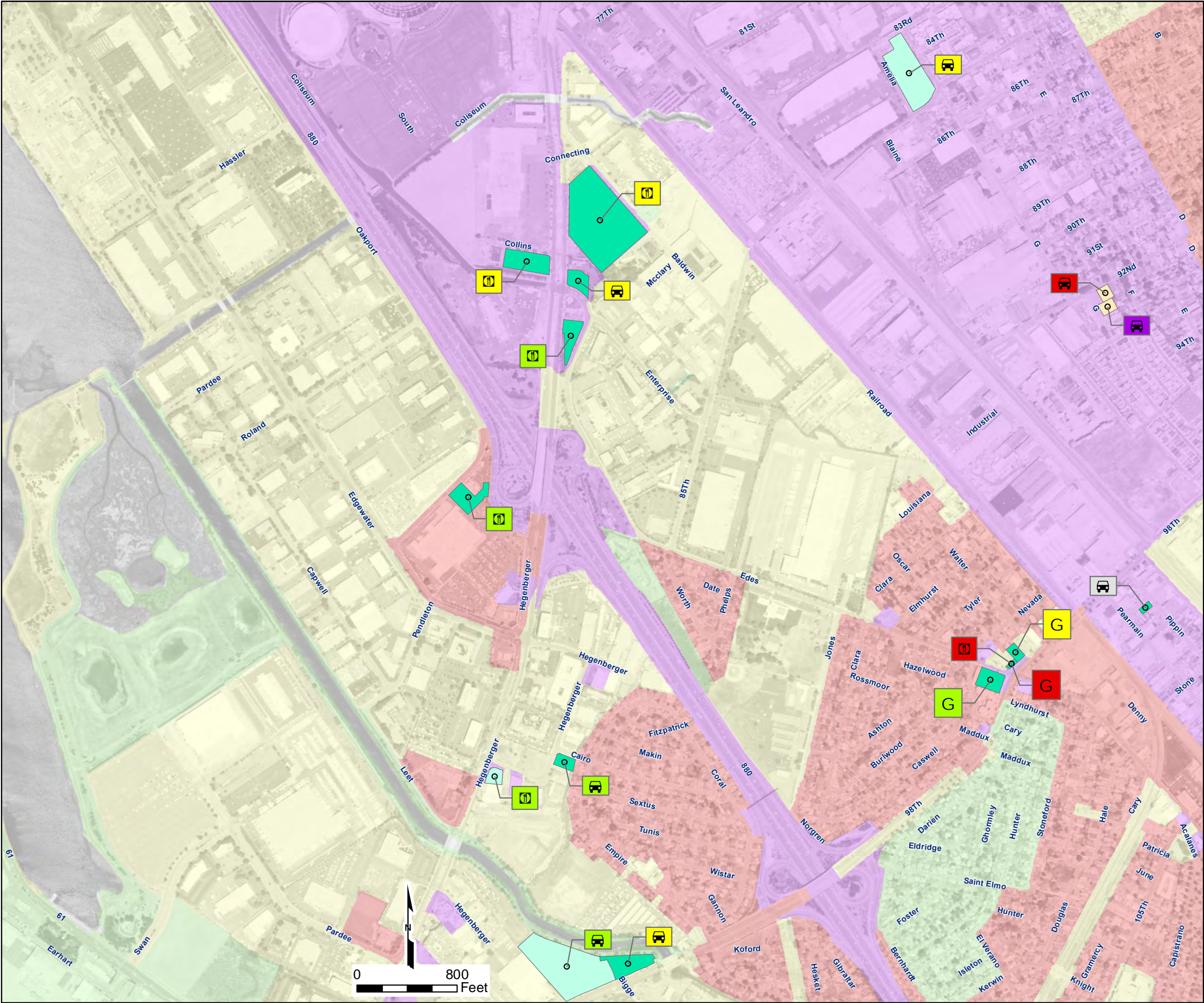
Date: 08/09/2018











**Legend**

- Type of Facility**
- G Grocery/Liquor Store
  - F Food Service Establishment
  - A Automotive/Gas Station
  - C Commercial/Industrial
- Trash Rating of Facilities' Ancillary Property (per visual assessment)**
- A
  - B
  - C
  - D
  - N/A

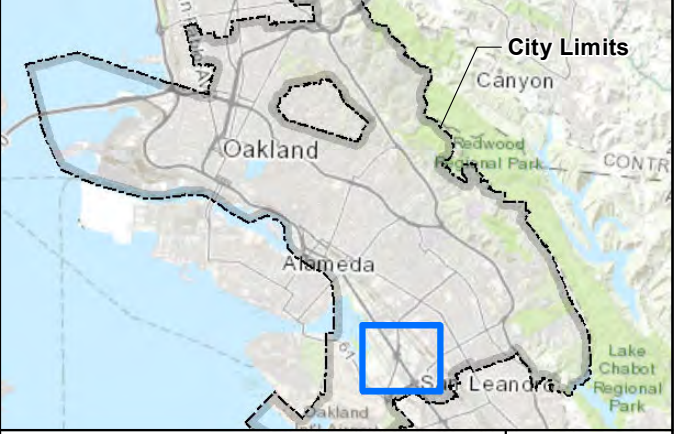
**Facilities' Cleaning Frequency in Right of Way**

- Daily
- 4 - 6 times per week
- Infrequent
- N/A
- Unknown
- Multiple Reports Varied

**Trash Generation Rate**

- Low
- Medium
- High
- Very High

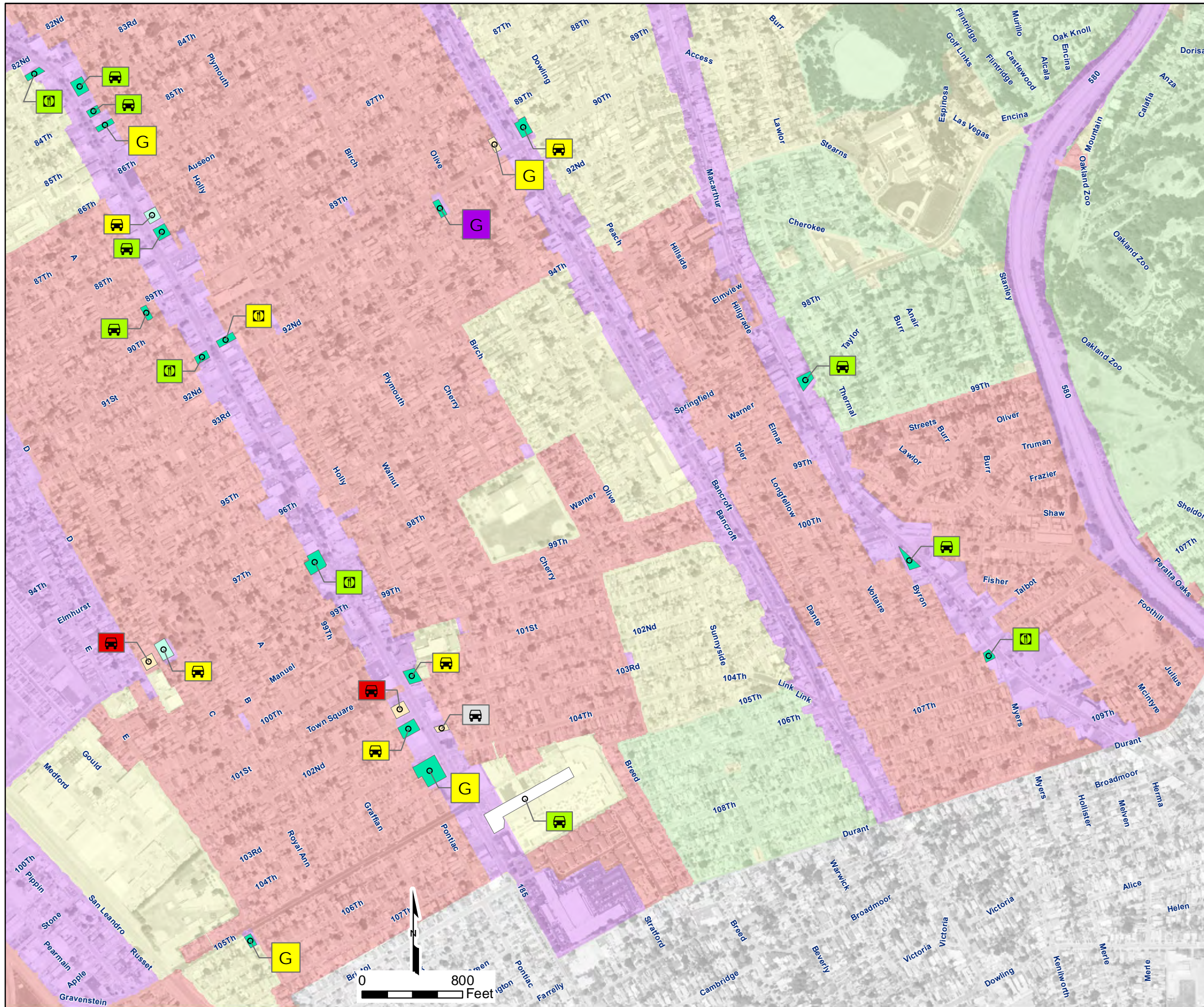
Service Layer Credits: Sources: Esri, HERE, Garmin, Intermap, increment P Corp., GEBCO, USGS, FAO, NPS, NRCAN, GeoBase, IGN, Kadaster NL, Ordnance Survey, Esri Japan, METI, Esri China (Hong Kong), swisstopo, © OpenStreetMap contributors, and the GIS User Community



Facility Inspections and Trash Control Measures, FY 17/18  
Figure 13 of 14  
Oakland, California







**Legend**

**Type of Facility**

- Grocery/Liquor Store
- Food Service Establishment
- Automotive/Gas Station
- Commercial/Industrial

**Trash Rating of Facilities' Ancillary Property (per visual assessment)**

- A
- B
- C
- D
- N/A

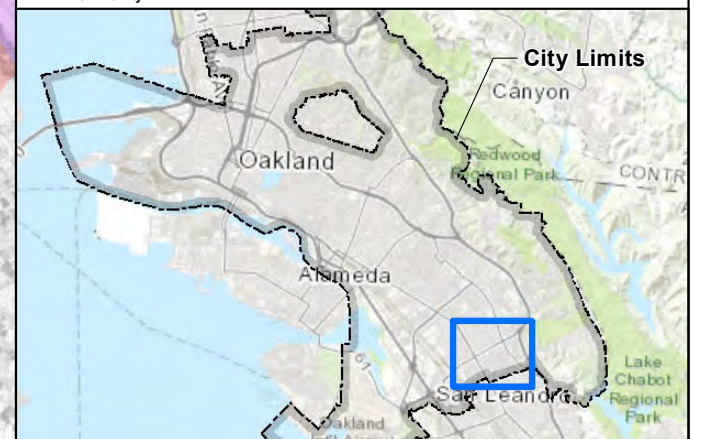
**Facilities' Cleaning Frequency in Right of Way**

- Daily
- 4 - 6 times per week
- Infrequent
- N/A
- Unknown
- Multiple Reports Varied

**Trash Generation Rate**

- Low
- Medium
- High
- Very High

Service Layer Credits: Sources: Esri, HERE, Garmin, Intermap, increment P Corp., GEBCO, USGS, FAO, NPS, NRCAN, GeoBase, IGN, Kadaster NL, Ordnance Survey, Esri Japan, METI, Esri China (Hong Kong), swisstopo, © OpenStreetMap contributors, and the GIS User Community

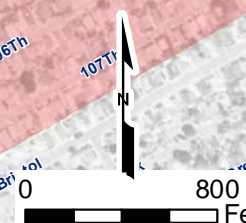


Facility Inspections and Trash Control Measures, FY 17/18  
Figure 14 of 14  
Oakland, California



Attachment

Date: 08/09/2018





**ATTACHMENT C.10.14**

**City of Oakland Polystyrene Ban Enforcement Letter**

**FY 2017-2018**

This page intentionally left blank



## CITY OF OAKLAND



250 Frank H. Ogawa Plaza, Suite 5301

OAKLAND, CALIFORNIA 94612-2034

Public Works Agency  
Environmental Services DivisionFAX (510) 238-7286  
TDD (510) 238-3254

Date

Name

Business Name

Address

Oakland, CA 946xx

**Re: Formal Warning to Comply with Chapter 8.07, Title 8 of the Oakland Municipal Code:  
Polystyrene Foam Food Service Ware**

This is to inform you that the City of Oakland has received complaints of the following violation of the Polystyrene Foam Food Service Ware Ordinance, Chapter 8.07 of Title 8 of the Oakland Municipal Code, at your business: Business Name located at Business Address

1. That your business serves prepared food on polystyrene foam food service ware.

The City reserves the right to inspect your business to determine whether you are in compliance with the terms of the above cited regulations. After Date, you must ensure that prepared foods are not served on polystyrene foam food service ware at Business Name.

To facilitate your compliance with the ordinance, please find enclosed a copy of the brochure that was sent to food vendors in October 2013. It contains additional information about the ordinance requirements, which you may find helpful. If your food service ware vendor is unaware of substitute products, you will find many helpful resources, including a Distributors List and a list of Bio-Based Products, at [OaklandRecycles.com/Businesses](http://OaklandRecycles.com/Businesses).

Thank you for your cooperation in helping to make our City a healthier place to do business. If you have any questions about this matter, you may contact the Recycling Hotline at (510) 238-SAVE (7283) for more information.

Sincerely,

Peter Slote  
Solid Waste & Recycling Program Supervisorcc: PWA 2018 Polystyrene Foam File  
Property Owner

Enclosure: Guide for Oakland Food Vendors