

CITY OF OAKLAND

Municipal Regional Permit NPDES Permit #CAS612008 2016-2017 Annual Report

PREPARED BY:

City of Oakland, Public Works Department,
Bureau of Design and Construction,
Watershed and Stormwater Management


CONTRIBUTORS:

Planning, Building & Neighborhood Preservation – *Planning and Zoning, Building Services*
Public Works Department – *Bureau of Facilities and Environment, Bureau of Infrastructure and Operations, Bureau of Design and Construction*
Oakland Fire Department - Fire Prevention Bureau

BIG BELLY TRASH COMPACTORS



BUSINESS IMPROVEMENT DISTRICTS



LAKE MERRITT IMPROVEMENTS Lakeside Green Streets



LAKE MERRITT IMPROVEMENTS 10th Street Project



City of Oakland
October 2, 2017

CITY OF OAKLAND



250 FRANK H. OGAWA PLAZA OAKLAND, CALIFORNIA 94612-2033

Public Works Agency

(510) 238-3961
FAX (510) 238-2233
TDD (510) 238-7644

October 2, 2017

Mr. Bruce Wolfe
Executive Officer
Regional Water Quality Control Board
1515 Clay Street; Suite 1400
Oakland, CA 94612

**RE: Annual Deliverables Report (July 2016 – June 2017)
Order R2-2015-0049 - NPDES Permit No. CAS612008**

Dear Mr. Wolfe,

Enclosed please find the City of Oakland's Annual Deliverables Report for the Fiscal Year 2016-2017 (July 2016 – June 2017) as required by the California Regional Water Quality Control Board, San Francisco Bay Region Municipal Regional Stormwater National Pollutant Discharge Elimination System (NPDES) Permit.

I certify under penalty of law that these documents and all attachments were prepared under my direction or supervision in accordance with a system designed to ensure that qualified personnel properly gather and evaluate the information submitted. Based on my inquiry of the person or persons who manage the system, or those persons directly responsible for gathering the information, the information submitted is, to the best of my knowledge and belief, true, accurate, and complete. I am aware that there are significant penalties for submitting false information, including the possibility of fine and imprisonment for knowing violations.

Sincerely,

Lesley Estes
Watershed Program Manager

Attachment

Table of Contents

Section	Page
Section 1 – Permittee Information.....	1-1
Section 2 – Provision C.2 Municipal Operations.....	2-1
Section 3 – Provision C.3 New Development and Redevelopment.....	3-1
Section 4 – Provision C.4 Industrial and Commercial Site Controls.....	4-1
Section 5 – Provision C.5 Illicit Discharge Detection and Elimination.....	5-1
Section 6 – Provision C.6 Construction Site Controls.....	6-1
Section 7 – Provision C.7 Public Information and Outreach.....	7-1
Section 9 – Provision C.9 Pesticides Toxicity Controls.....	9-1
Section 10 – Provision C.10 Trash Load Reduction.....	10-1
Section 11 – Provision C.11 Mercury Controls.....	11-1
Section 12 – Provision C.12 PCBs Controls.....	12-1
Section 13 – Provision C.13 Copper Controls.....	13-1
Section 15 – Provision C.15 Exempted and Conditionally Exempted Discharges.....	15-1

Section 1 – Permittee Information

Background Information					
Permittee Name:	City of Oakland				
Population:	390,724 (based on 2010 Census)				
NPDES Permit No.:	CAS612008				
Order Number:	R2-2015-0049				
Reporting Time Period (month/year):	July 2016 through June 2017				
Name of the Responsible Authority:	Lesley Estes			Title:	Watershed and Measure DD Program Manager
Mailing Address:	250 Frank H. Ogawa Plaza, Suite 4314				
City:	Oakland	Zip Code:	94612	County:	Alameda
Telephone Number:	(510) 238-7431		Fax Number:	(510) 238-7227	
E-mail Address:	lestes@oaklandnet.com				
Name of the Designated Stormwater Management Program Contact (if different from above):	SAME AS ABOVE			Title:	SAME AS ABOVE
Department:	Oakland Public Works Department – Bureau of Engineering and Construction – Watershed and Stormwater Management				
Mailing Address:	SAME AS ABOVE				
City:	SAME AS ABOVE		Zip Code:	SAME AS ABOVE	
County:	SAME AS ABOVE				
Telephone Number:	SAME AS ABOVE		Fax Number:	SAME AS ABOVE	
E-mail Address:	SAME AS ABOVE				

Section 2 - Provision C.2 Reporting Municipal Operations

Program Highlights and Evaluation

Highlight/summarize activities for reporting year:

Summary:

City of Oakland municipal operations have primarily remained the same as FY 2015-2016. Staffing and equipment resources remain at equivalent levels, and processes and methods for protecting water quality continue to be implemented.

City staff conducting daily municipal operations implement Best Management Practices (BMPs) available from the Alameda Countywide Clean Water Program (ACCWP), California Stormwater Quality Association (CASQA), Bay Area Stormwater Management Agencies Association (BASMAA), California Regional Water Quality Control Board (RWQCB), and other entities.

During FY 2016-2017, City staff participated in the Municipal Maintenance/Operations Subcommittee, associated workgroups, and trainings.

See the Provision C.2 Municipal Operations section of the ACCWP FY 2016-2017 Annual Report for a description and summary of activities implemented at the countywide and/or regional level.

C.2.a. ► Street and Road Repair and Maintenance

Place a **Y** in the boxes next to activities where applicable BMPs were implemented. If not applicable, type **NA** in the box and provide an explanation in the comments section below. Place an **N** in the boxes next to activities where applicable BMPs were not implemented for one or more of these activities during the reporting fiscal year, then in the comments section below provide an explanation of when BMPs were not implemented and the corrective actions taken.

Y	Control of debris and waste materials during road and parking lot installation, repaving or repair maintenance activities from polluting stormwater
Y	Control of concrete slurry and wastewater, asphalt, pavement cutting, and other street and road maintenance materials and wastewater from discharging to storm drains from work sites.
Y	Sweeping and/or vacuuming and other dry methods to remove debris, concrete, or sediment residues from work sites upon completion of work.

Comments:

The City's Street & Sidewalk Maintenance Division of the Oakland Public Works (OPW) Department conducts limited work on streets and sidewalks. Operations include preventative maintenance (such as minor asphalt and pothole repairs) and minor street repairs (including street milling and placement of new asphalt on streets and sidewalks in the City. Staff implements typical stormwater BMPs such as storm drain protection and scheduling construction work to avoid rainy weather to prevent stormwater impacts.

Street milling involves the removal of approximately 2-4 inches of the surficial layers of the roadway using an asphalt grinder/milling machine. The milling machine is a self-contained piece of equipment with a holding box that loads the ground asphalt onto a conveyor belt that transfers materials into a waiting dump truck. Work crews use a guide person to avoid spillage from and between the milling machine, conveyor belt, and

truck. Additionally, a skip loader follows behind the equipment to ensure remnant pieces of asphalt are picked up. Final cleanup with a box hopper prior to placement of new asphalt includes the use of mechanical broom sweeper vehicles and manual sweeping by City staff.

C.2.b. ► Sidewalk/Plaza Maintenance and Pavement Washing

Place a **Y** in the boxes next to activities where applicable BMPs were implemented. If not applicable, type **NA** in the box and provide an explanation in the comments section below. Place an **N** in the boxes next to activities where applicable BMPs were not implemented for one or more of these activities during the reporting fiscal year, then in the comments section below provide an explanation of when BMPs were not implemented and the corrective actions taken.

Y	Control of wash water from pavement washing, mobile cleaning, pressure wash operations at parking lots, garages, trash areas, gas station fueling areas, and sidewalk and plaza cleaning activities from polluting stormwater
Y	Implementation of the BASMAA Mobile Surface Cleaner Program BMPs

Comments:

Plaza maintenance and pavement washing is conducted in the City Hall Plaza located at Frank Ogawa Plaza in Oakland, California.

Staff is trained to pressure wash materials towards the permeable pavement located in the plaza so that wash water will infiltrate into the substrate. Use of soaps and/or sanitizers are minimized to eliminate potential impacts to water quality. If washwaters containing soaps, sanitizers and/or sediment/particulate matter is generated in plaza maintenance and pavement washing activities, it is vacuumed up using an on-site mini-street sweeper and disposed of into nearby sanitary sewer manholes. These operations are conducted routinely monthly (or as-needed).

City staff that conduct sidewalk/plaza maintenance and pavement washing receive both an initial training and continuous on-the-job training.

Bi-weekly safety meetings are also conducted with staff. These tailgate meetings may include discussions regarding stormwater issues that have arisen on the job or from complaints.

C.2.c. ► Bridge and Structure Maintenance and Graffiti Removal

Place a **Y** in the boxes next to activities where applicable BMPs were implemented. If not applicable, type **NA** in the box and provide an explanation in the comments section below. Place an **N** in the boxes next to activities where applicable BMPs were not implemented for one or more of these activities during the reporting fiscal year, then in the comments section below provide an explanation of when BMPs were not implemented and the corrective actions taken.

Y	Control of discharges from bridge and structural maintenance activities directly over water or into storm drains
Y	Control of discharges from graffiti removal activities
Y	Proper disposal for wastes generated from bridge and structure maintenance and graffiti removal activities
Y	Implementation of the BASMAA Mobile Surface Cleaner Program BMPs for graffiti removal
Y	Employee training on proper capture and disposal methods for wastes generated from bridge and structural maintenance and graffiti removal activities.
Y	Contract specifications requiring proper capture and disposal methods for wastes generated from bridge and structural maintenance and graffiti removal activities.

Comments:

City staff do not conduct bridge and/or structural maintenance activities directly over a waterbody. City staff may conduct work on portions of a bridge (such as abutments) that fall within the City's jurisdiction from adjacent accessible on-land areas. BMPs are implemented to ensure there are no water quality impacts to nearby storm drain inlets as a result of the work.

If there is a need to conduct bridge and/or maintenance activities over a waterbody, the work is contracted out, and the implementation of BMPs is required in contractual language, the scope of work, and project specifications to avoid impacts to the waterbody.

Staff in the City's OPW Department – Keep Oakland Clean and Beautiful (KOCB), Graffiti Abatement, use the following methods to abate graffiti:

1. **Paint over (spray on or roll over)**
2. **Chemical removal of graffiti (wipe on)**

If needed, power washing with a pressure washer is used to remove graffiti from structures. The City has two reclamation units that are used as BMPs during pressure washing activities.

Many structures such as electrical boxes, signs, and bridge structures located within the Oakland boundaries may not be City property or responsibility. Some structures belong to utility companies, such as East Bay Municipal Utility District (EBMUD), Pacific Gas and Electric (PG&E), etc., and the bridge structures may fall under the responsibilities of the California Department of Transportation (CalTrans). These cases are referred by City staff to the responsible agency for response.

C.2.e. ► Rural Public Works Construction and Maintenance			
Does your municipality own/maintain rural ¹ roads:		<input type="checkbox"/>	Yes
		<input checked="" type="checkbox"/>	No
If your answer is No then skip to C.2.f.			
Place a Y in the boxes next to activities where applicable BMPs were implemented. If not applicable, type NA in the box and provide an explanation in the comments section below. Place an N in the boxes next to activities where applicable BMPs were not implemented for one or more of these activities during the reporting fiscal year, then in the comments section below provide an explanation of when BMPs were not implemented and the corrective actions taken.			
<input type="checkbox"/>	Control of road-related erosion and sediment transport from road design, construction, maintenance, and repairs in rural areas		
<input type="checkbox"/>	Identification and prioritization of rural road maintenance based on soil erosion potential, slope steepness, and stream habitat resources		
<input type="checkbox"/>	No impact to creek functions including migratory fish passage during construction of roads and culverts		
<input type="checkbox"/>	Inspection of rural roads for structural integrity and prevention of impact on water quality		
<input type="checkbox"/>	Maintenance of rural roads adjacent to streams and riparian habitat to reduce erosion, replace damaging shotgun culverts and excessive erosion		
<input type="checkbox"/>	Re-grading of unpaved rural roads to slope outward where consistent with road engineering safety standards, and installation of water bars as appropriate		
<input type="checkbox"/>	Inclusion of measures to reduce erosion, provide fish passage, and maintain natural stream geomorphology when replacing culverts or design of new culverts or bridge crossings		
Comments including listing increased maintenance in priority areas: None			

¹Rural means any watershed or portion thereof that is developed with large lot home-sites, such as one acre or larger, or with primarily agricultural, grazing or open space uses.

C.2.f. ► Corporation Yard BMP Implementation	
Place an X in the boxes below that apply to your corporations yard(s):	
<input type="checkbox"/>	We do not have a corporation yard
<input type="checkbox"/>	Our corporation yard is a filed NOI facility and regulated by the California State Industrial Stormwater NPDES General Permit
<input checked="" type="checkbox"/>	We have a Stormwater Pollution Prevention Plan (SWPPP) for the Corporation Yard(s)
Place an X in the boxes below next to implemented SWPPP BMPs to indicate that these BMPs were implemented in applicable instances. If not applicable, type NA in the box. If one or more of the BMPs were not adequately implemented during the reporting fiscal year then indicate so and explain in the comments section below:	
<input checked="" type="checkbox"/>	Control of pollutant discharges to storm drains such as wash waters from cleaning vehicles and equipment
<input checked="" type="checkbox"/>	Routine inspection prior to the rainy seasons of corporation yard(s) to ensure non-stormwater discharges have not entered the storm drain system
<input checked="" type="checkbox"/>	Containment of all vehicle and equipment wash areas through plumbing to sanitary or another collection method
<input checked="" type="checkbox"/>	Use of dry cleanup methods when cleaning debris and spills from corporation yard(s) or collection of all wash water and disposing of wash water to sanitary or other location where it does not impact surface or groundwater when wet cleanup methods are used
<input checked="" type="checkbox"/>	Cover and/or berm outdoor storage areas containing waste pollutants
Comments:	
If you have a corporation yard(s) that is not an NOI facility, complete the following table for inspection results for your corporation yard(s) or attach a summary including the following information:	

Corporation Yard Name	Corp Yard Activities w/ Site-Specific SWPPP BMPs	Inspection Date ²	Inspection Findings/Results	Date and Description of Follow-up and/or Corrective Actions
7101 Edgewater Boulevard Municipal Service Center (MSC)	<ul style="list-style-type: none"> • General Housekeeping • Fuel Dispensing • Outdoor Material Storage • Outdoor Waste / Recycling Storage • Municipal Vehicle / Heavy Equipment Parking • Employee Parking 	<p>May 13, 2017</p> <p>(Prior inspection conducted on October 10, 2016 by Alameda County Department of Environmental Health (ACDEH) (CUPA)</p>	<p><u>Vehicle Repair Shop Area (Building #5)</u></p> <ul style="list-style-type: none"> • Aboveground storage tank (AST) containing used oil was observed to be leaking at intake piping – no discharge, but AST needs repair • Brake parts receptacle stored outside and uncovered <p><u>Loading Dock Area (Northwest of Building #2)</u></p> <ul style="list-style-type: none"> • Exposed electrical boards, batteries, and open containers of tar mixture stored haphazardly <p><u>Keep Oakland Clean and Beautiful Area (West of Building #5)</u></p> <ul style="list-style-type: none"> • Old paint containers stored haphazardly 	<ul style="list-style-type: none"> • AST intake piping repaired • Brake parts receptacle covered from inclement weather • Exposed electrical boards, batteries, and open containers of tar mixture removed from area and disposed • Old paint containers removed from area and disposed

² Minimum inspection frequency is once a year during September.

Corporation Yard Name	Corp Yard Activities w/ Site-Specific SWPPP BMPs	Inspection Date ²	Inspection Findings/Results	Date and Description of Follow-up and/or Corrective Actions
			<ul style="list-style-type: none"> Small 1 gallon herbicide container leaking in a 5-gallon container (secondary containment) stored haphazardly under large roof structure unit <p><u>Verbal Notice Issued – Return to Compliance within 30 Days</u></p>	<ul style="list-style-type: none"> Herbicide container removed from this area and stored properly <p>Conducted follow-up actions described above prior to required compliance date as directed in response to verbal notice provided.</p> <p>Corporation Yard cleanups (including sweeping with street sweepers) are conducted on a quarterly basis.</p> <p>Stormwater compliance inspections are conducted twice during the FY –</p> <ol style="list-style-type: none"> 1. Annual Safety Inspections in June 2. County (CUPA) inspections in September or October prior to the rainy season.

Corporation Yard Name	Corp Yard Activities w/ Site-Specific SWPPP BMPs	Inspection Date ²	Inspection Findings/Results	Date and Description of Follow-up and/or Corrective Actions
5050 Coliseum Way	<ul style="list-style-type: none"> • General Housekeeping • Vehicle / Equipment Washing • Vehicle / Equipment Maintenance & Repair • Outdoor Material Storage • Outdoor waste/recycling storage • Municipal Vehicle / Heavy Equipment Parking • Employee Parking 	<p>June 16, 2017</p> <p>(Prior inspection conducted on October 10, 2016 by ACDEH (CUPA))</p>	<p><u>Entire Site</u></p> <ul style="list-style-type: none"> • General Housekeeping – debris observed <p><u>Southwest Corner of Equipment Building</u></p> <ul style="list-style-type: none"> • Liquid observed in secondary containment of two hazardous waste containers <p><u>Northwest side of Equipment Building</u></p> <ul style="list-style-type: none"> • Moderate amount of trash observed • Garbage Dumpsters left open – Routine Maintenance Needed <p><u>Verbal Notice Issued – Return to Compliance within 30 Days</u></p>	<ul style="list-style-type: none"> • General Housekeeping and Clean Up conducted • Liquid removed from secondary containment of two hazardous waste containers • Trash pickup conducted with street sweeper at end of work day • Discussed garbage dumpster bin maintenance (closing dumpster lids when not in use) with facility manager <p>Conducted follow-up actions described above prior to required compliance date as directed in response to verbal notice provided.</p>

Corporation Yard Name	Corp Yard Activities w/ Site-Specific SWPPP BMPs	Inspection Date ²	Inspection Findings/Results	Date and Description of Follow-up and/or Corrective Actions
				<p>Street sweepers are parked at this Corporation Yard, and the facility is swept using a street sweeper prior to the end of each daily shift.</p> <p>Stormwater compliance inspections are conducted twice during the FY –</p> <ol style="list-style-type: none"> 1. Annual Safety Inspections in June 2. County (CUPA) inspections in September or October prior to the rainy season.

Corporation Yard Name	Corp Yard Activities w/ Site-Specific SWPPP BMPs	Inspection Date ²	Inspection Findings/Results	Date and Description of Follow-up and/or Corrective Actions
Shepherd Canyon	<ul style="list-style-type: none"> • General Housekeeping • Vehicle / Equipment Maintenance & Repair • Outdoor Material Storage • Outdoor Green Waste Storage • Municipal Vehicle / Heavy Equipment Parking • Employee Parking 	<p>June 16, 2017</p> <p>(Subsequent Inspections Conducted Daily)</p>	<p><u>Northeast Corner of Facility</u></p> <ul style="list-style-type: none"> • Green Waste / Debris stockpiled in ground surface bins <p><u>Verbal Notice Issued – Return to Compliance within 30 Days</u></p>	<ul style="list-style-type: none"> • Green Waste / Debris is cleaned up daily, and loaded into nearby green waste dumpster bins. Bins are removed when full. <p>Conducted follow-up actions described above prior to required compliance date as directed in response to verbal notice provided.</p> <p>Due to the limited area and continual use of this Corporation Yard, this facility is observed for stormwater issues during the Annual Safety Inspection and on a daily basis (cleanup is conducted as necessary).</p>

Section 3 - Provision C.3 Reporting New Development and Redevelopment

C.3.b.iv.(1) ► Regulated Projects Approved Prior to C.3 Requirements

(For FY 2016-17 Annual Report only) Does your agency have any Regulated Projects that were approved with no Provision C.3 stormwater treatment requirements under a previous MS4 permit and that did not begin construction by January 1, 2016 (i.e., that are subject to Provision C.3.b.i.(2)?	<input checked="" type="checkbox"/>	Yes	<input type="checkbox"/>	No
--	-------------------------------------	------------	--------------------------	-----------

If yes, complete attached Table C.3.b.iv.(1).

C.3.b.iv.(2) ► Regulated Projects Reporting

Fill in attached table **C.3.b.iv.(2)** or attach your own table including the same information.
See attached C.3.b.iv.(2) Table.

C.3.e.iv. ► Alternative or In-Lieu Compliance with Provision C.3.c.

Is your agency choosing to require 100% LID treatment onsite for all Regulated Projects and not allow alternative compliance under Provision C.3.e.?	<input type="checkbox"/>	Yes	<input checked="" type="checkbox"/>	No
--	--------------------------	------------	-------------------------------------	-----------

Comments (optional):

C.3.e.v ► Special Projects Reporting

1. In FY 2016-17, has your agency received, but not yet granted final discretionary approval of, a development permit application for a project that has been identified as a potential Special Project based on criteria listed in MRP Provision C.3.e.ii(2) for any of the three categories of Special Projects (Categories A, B or C)?	X	Yes		No
2. In FY 2016-17, has your agency granted final discretionary approval to a Special Project? If yes, include the project in both the C.3.b.iv.(2) Table, and the C.3.e.v. Table.	X	Yes		No

If you answered "Yes" to either question,
 1) Complete Table C.3.e.v.
 2) Attach narrative discussion of 100% LID Feasibility or Infeasibility for each project.

See Attached Table C.3.e.v. and narrative.

C.3.h.v.(2) ► Reporting Newly Installed Stormwater Treatment Systems and HM Controls (Optional)

On an annual basis, before the wet season, provide a list of newly installed (installed within the reporting year) stormwater treatment systems and HM controls to the local mosquito and vector control agency and the Water Board. The list shall include the facility locations and a description of the stormwater treatment measures and HM controls installed.

See attached Table C.3.h.v.(2) for list of newly installed Stormwater Treatment Systems/HM Controls.

C.3.h.v.(3)(a) –(c) and (f) ► Installed Stormwater Treatment Systems Operation and Maintenance Verification Inspection Program Reporting – PRIVATE PROJECTS

Site Inspections Data – Private Projects	Number/Percentage
Total number of Regulated Projects (including offsite projects, and Regional Projects) in your agency's database or tabular format at the end of the previous fiscal year (FY115-16)	43
Total number of Regulated Projects (including offsite projects, and Regional Projects) in your agency's database or tabular format at the end of the reporting period (FY 16-17)	45
Total number of Regulated Projects (including offsite projects, and Regional Projects) for which O&M verification inspections were conducted during the reporting period (FY 16-17)	12
Percentage of the total number of Regulated Projects (including offsite projects, and Regional Projects) inspected during the reporting period (FY 16-17)	28%¹

¹ Based on the number of Regulated Projects in the database or tabular format at the end of the previous fiscal year (FY 15-16), per MRP Provision C.3.h.ii.(6)(b).

C.3.h.v.(3)(a) – (c) and (f) ► Installed Stormwater Treatment Systems Operation and Maintenance Verification Inspection Program Reporting – PUBLIC PROJECTS

Site Inspections Data – PUBLIC PROJECTS	Number/Percentage
Total number of Regulated Projects (including offsite projects, and Regional Projects) in your agency's database or tabular format at the end of the previous fiscal year (FY115-16)	4
Total number of Regulated Projects (including offsite projects, and Regional Projects) in your agency's database or tabular format at the end of the reporting period (FY 16-17)	4
Total number of Regulated Projects (including offsite projects, and Regional Projects) for which O&M verification inspections were conducted during the reporting period (FY 16-17)	4
Percentage of the total number of Regulated Projects (including offsite projects, and Regional Projects) inspected during the reporting period (FY 16-17)	100%²

² Based on the number of Regulated Projects in the database or tabular format at the end of the previous fiscal year (FY 15-16), per MRP Provision C.3.h.ii.(6)(b).

**C.3.h.v.(3)(d)-(e) ► Installed Stormwater Treatment Systems
Operation and Maintenance Verification Inspection Program
Reporting**

Provide a discussion of the inspection findings for the year and any common problems encountered with various types of treatment systems and/or HM controls. This discussion should include a general comparison to the inspection findings from the previous year.

Summary:

Public Projects:

Inspection Findings by Parks & Tree Services Division (Public Works): No problems were encountered with the various types of treatment systems we inspected. The main maintenance issue we encountered was trash. Trash was removed from treatment facilities at C.3 projects. Plant health was maintained without the use of herbicides. There were no differences identified from the previous year inspections.

The Project Delivery Division (Public Works) hired a contractor to perform O&M and a hired consultant and staff conducted periodic inspections to verify O&M before authorizing payment to the O&M contractor at one C.3 project in FY 16/17. No problems were encountered with the various types of treatment systems that were inspected. The main maintenance issue encountered by the contractor was trash. Plant health was maintained without the use of herbicides. FY 16/17 was the second year of inspections and inspection verification for the inspected site.

Private Projects:

No problems were encountered with the various types of treatment systems we inspected. The main maintenance issue we encountered during inspections was trash. We did not identify any major differences when compared to inspections conducted in FY 15/16.

Provide a discussion of the effectiveness of the O&M Program and any proposed changes to improve the O&M Program (e.g., changes in prioritization plan or frequency of O&M inspections, other changes to improve effectiveness program).

Summary:

Private Projects:

The most effective aspect of the O&M inspection program focuses on assessing trash levels in stormwater treatment facilities, requiring properties to keep the facilities litter-free, and verifying that facility drainage is maintained and to allow proper water flow. We will incorporate an additional mid-winter inspection in our C.3 site inspections program to improve program effectiveness and compliance tracking.

Public Projects:

During inspections and routine maintenance visits to C.3 sites, Parks & Tree Services Division staff focused on keeping stormwater treatment facilities litter-free and on maintaining facility drainage to ensure proper water flow. We incorporate our C.3 site inspections into our routine City parks and landscaped areas maintenance program. This is an efficient way to accomplish inspections and maintenance. In FY 17-18, we plan to streamline record-keeping practices to improve program effectiveness and compliance tracking.

There was one public C.3 project that was inspected by the City's contractor in FY 16/17. The inspector focused on keeping stormwater treatment facilities litter-free, on maintaining facility drainage to ensure proper water flow, and on maintaining plant health. City staff and a verification consultant hired by the City verified that adequate O&M was conducted by the City's contractor and, thus, approved payment of contractor invoices (The City's contractor is only paid after an outside consultant and city staff verify adequate task completion.). The City does not plan to change this approach for FY 17/18 because the stormwater treatment facilities and site are being well maintained.

Private Projects: The most effective aspect of the O&M inspection program focuses on assessing trash levels in stormwater treatment facilities, requiring properties to keep the facilities litter-free, and verifying that facility drainage is maintained and to allow proper water flow. We will incorporate an additional mid-winter inspection in our C.3 site inspections program to improve program effectiveness and compliance tracking.

C.3.h.v.(4) ► Enforcement Response Plan

<i>(For FY 2016-17 Annual Report only)</i> Has your agency completed an Enforcement Response Plan for all O&M inspections of stormwater treatment measures by July 1, 2017?		Yes	X	No
---	--	-----	---	----

If No, provide schedule for completion: The ERP was completed on September 18, 2017, after the MRP deadline but before this annual report was due to the Water Board.

C.3.i. ► Required Site Design Measures for Small Projects and Detached Single Family Home Projects

On an annual basis, discuss the implementation of the requirements of Provision C.3.i, including ordinance revisions, permit conditions, development of standard specifications and/or guidance materials, and staff training.

Summary:
The Bay Area Stormwater Management Agencies Association (BASMAA) prepared standard specifications in four fact sheets regarding the site design measures listed in Provision C.3.i, as a resource for Permittees. We have modified local ordinances/policies/procedures and forms/checklists to require all applicable projects approved after December 1, 2012 to implement at least one of the site design measures listed in Provision C.3.i. We are using the following Program and BASMAA products for C.3.i implementation:

- BASMAA's site design fact sheets
- The Alameda Countywide Clean Water Program (ACCWP) C.3 Technical Guidance Manual Appendix L

C.3.j.i.(5).(a) ► Green Infrastructure Framework or Work Plan			
<i>(For FY 2016-17 Annual Report only)</i> Was your agency's Green Infrastructure Framework or Work Plan approved by the agency's governing body, mayor, city manager, or county manager by June 30, 2017?	X	Yes, approval documentation attached	No
<p>If Yes, describe approval process and documentation: City of Oakland's GI Framework was approved by Oakland City Council (Council) on 5/16/17 at a regular Council meeting. See Attachment C.3.1 for the Agenda Report and the completed GI Framework. See Attachment C.3.2 for the Resolution Adopting the City of Oakland's Framework for the Development of a Green Infrastructure Plan, approved by City Council May 16, 2017.</p> <p>If No, provide schedule for completion:</p>			

C.3.j.i.(5)(d) ► Green Infrastructure Outreach
<p>On an annual basis, provide a summary of your agency's outreach and education efforts pertaining to Green Infrastructure planning and implementation.</p>
<p>Summary: Please refer to the ACCWP's FY 2016-2017 Annual Report for a summary of outreach efforts implemented at the Countywide level.</p> <p>Locally the City of Oakland has conducted the following outreach and education activities pertaining to Green Infrastructure planning and implementation: Watershed staff has participated in the BASMAA Green Infrastructure Regional Roundtable Organizing Task Team from July 2016 to present.</p> <p>Staff helped to organize and host the BASMAA Regional Roundtable on green infrastructure and sustainable streets on March 28, 2017. The Roundtable brought together funding and regulatory agencies from the transportation, air, water, and climate change mitigation and adaptation sectors to address common funding obstacles to including green infrastructure in "active transportation" or Complete Streets projects. Staff continues to participate in and contribute to the ongoing Regional Roundtable effort.</p> <p>Staff participated in the BASMAA Green Infrastructure Regional Roundtable Design Charrette hosted by SPUR Oakland on November 1, 2016. The charrette brought together professionals from the stormwater management, construction management, and landscape design fields to collaborate on creating standard detail for green infrastructure stormwater bulb-outs.</p> <p>Staff participate in quarterly meetings of the San Francisco Estuary Partnerships Urban Greening Plan Bay Area. The project funded by a grant from</p>

the EPA coordinates regional planning of green infrastructure.

On May 9, 2017 staff presented information on the Green Infrastructure provision of the MRP to the Oakland City Council Public Works Committee as a component of the adoption of the Green Infrastructure Plan Framework as required by provision C.3.j.i. The Public Works Committee unanimously voted to place the item on the Oakland City Council, May 23, 2017 agenda consent calendar.

On May 16, 2017, Oakland City Council unanimously adopted Oakland's Green Infrastructure Plan Framework.

Watershed staff met with other Public Works project management staff to review MRP Green Infrastructure requirements and provided training on completing reporting on capital projects for the "No Missed Opportunities" section of the annual report.

C.3.j.ii.(2) ► Early Implementation of Green Infrastructure Projects

On an annual basis, submit a list of green infrastructure projects, public and private, that are already planned for implementation during the permit term and infrastructure projects planned for implementation during the permit term that have potential for green infrastructure measures. Include the following information:

- A summary of planning or implementation status for each public and private green infrastructure project that is not also a Regulated Project as defined in Provision C.3.b.ii. (see C.3.j.ii.(2) Table B - Planned Green Infrastructure Projects).
- A summary of how each public infrastructure project with green infrastructure potential will include green infrastructure measures to the maximum extent practicable during the permit term. For any public infrastructure project where implementation of green infrastructure measures is not practicable, submit a brief description of the project and the reasons green infrastructure measures were impracticable to implement (see C.3.j.ii.(2) Table A - Public Projects Reviewed for Green Infrastructure).

Background Information:

Describe how this provision is being implemented by your agency, including the process used by your agency to identify projects with potential for green infrastructure, if applicable.

Locally Oakland is implementing the guidance process developed by BASMAA the Alameda Clean Water Program Green Infrastructure workgroup and for identifying, reviewing, and tracking potential green infrastructure projects and the potential for green infrastructure in public projects.

Watershed staff have done outreach to all project management staff as well as division managers with information on the MRP requirements and have provided guidance for submitting projects for review for green infrastructure potential.

Summary of Planning or Implementation Status of Identified Projects:

See attached Tables C.3.j.ii.(2)-A and C.3.j.ii.(2)-B for the required information.

C.3.j.iii.(2) ► Participate in Processes to Promote Green Infrastructure

On an annual basis, report on the goals and outcomes during the reporting year of work undertaken to participate in processes to promote green infrastructure.

Please refer to the Countywide Program's FY 16-17 Annual Report for a summary of efforts conducted to help regional, State, and federal agencies plan, design and fund incorporation of green infrastructure measures into local infrastructure projects, including transportation projects.

Locally, the City of Oakland is undertaking the following tasks:

- **The City of Oakland received a Proposition 84 Urban Greening Planning Grant that funded the development of an Oakland Urban Greening Stormwater Retrofit Master Plan. The goal was to identify and prioritize City-owned properties and right-of-way areas with potential for conversion from grey to green infrastructure. This project was initiated several years before the issuance of MRP 2.0 but the activities undertaken through this grant will serve as some of the basis for Oakland's MRP-required Green Infrastructure Plan. Three key elements of this grant funded project include:**
 1. **Green Infrastructure Design Guidelines that describe various types of green infrastructure systems and rank their applicability based on various site conditions and other factors (such as acreage to be treated, slope, funding, etc.). The Guidelines also include an Oakland-specific plant palette for vegetated systems.**
 2. **A GIS-based screening tool that uses data to filter potential locations based on project needs and site-specific factors.**
 3. **Standard detail and specifications for green infrastructure systems (rain gardens, permeable pavement, etc.) for use by City staff, including engineers and project managers, to facilitate the inclusion of green infrastructure in capital projects. The intent is to standardize design, reduce costs, and build familiarity among staff regarding green infrastructure systems. The drawings are in second draft phase and are available for review upon request.**
- **The City is developing a Great Streets Design Guidelines (Great Streets Guide) to provide staff with Oakland-specific guidance and requirements. As part of the Great Streets Guide, the City is developing a chapter on "Green Streets" that includes guidance for incorporating green infrastructure in transportation projects. The information expands on the typical "Complete Streets" guidance that focuses primarily on multi-modal transportation and bike and pedestrian priorities, to include recommendations for meeting stormwater management requirements and improving sustainability while providing multiple co-benefits such as traffic calming, pollution prevention, and climate change resiliency. The document is in preliminary draft stage.**
- **Staff are working with the San Francisco Estuary Institute (SFEI) to run a model of the Green Plan-IT tool to identify green infrastructure opportunity sites throughout Oakland. As part of this initiative, SFEI is running a detailed study of green infrastructure opportunity sites in the Ettie Street Watershed to specifically identify locations for green infrastructure that can be used to help remediate PCB contamination. Details of this study will be cross referenced with sites identified through a similar study of green infrastructure opportunity sites in the Ettie Street Watershed being conducted by Michael Baker Associates for the City and CalTrans.**

- Through Oakland’s participation in the Rockefeller Foundation-funded 100 Resilient Cities (100 RCs) Initiative, Oakland has received pro-bono support from several private consulting firms to help Oakland expand upon green infrastructure planning work already conducted or underway. The following has been or is being developed:
 1. A report developed by AECOM entitled “Recommendations for Facilitating Implementation of Green Infrastructure Measures.” This report outlines goals, strategies, and action items for Oakland to update its plans and policies to facilitate the inclusion of green infrastructure in public and private projects.
 2. A stormwater financing memo to identify specific strategies for Oakland to seek and obtain dedicated stormwater funding is currently being developed by MWH.
 3. Oakland received several licenses for economic cost-benefit analysis software from Autocase that will assist with capital project life-cycle cost planning and monetizing of project co-benefits such as pollution reduction.
- Staff is participating in the ACCWP’s Green Infrastructure Workgroup regarding implementation of the relevant new provisions of the MRP. Through this workgroup, Oakland has had the opportunity to share information with other cities regarding its green infrastructure planning efforts and projects. In addition to fulfilling MRP requirements, this Workgroup fosters idea sharing and collaboration.
- Staff is serving on the Technical Advisory Committee to the development of San Francisco Estuary Partnership (SFEP)/Association of Bay Area Government’s (ABAG) development of the Urban Greening Plan Bay Area (UGPBA) and associated “Green Plan-IT” toolkit. Through quarterly meetings with TAC participants (which include other jurisdictions such as San Jose, San Mateo [City and County] and Sunnyvale), Oakland has had the opportunity to information and idea share regarding planning and implementation of Green Infrastructure. Additionally Oakland is working with SFEP’s technical consultant, SFEI, on a modeling run utilizing the Green Plan-IT Tool to look at opportunity sites in West Oakland for green infrastructure with the goal of reducing PCBs.
- Watershed staff has been participating in the BASMAA Green Infrastructure Regional Roundtable Organizing Task Team from July 2016 to present.
- Staff helped to organize and host the BASMAA Regional Roundtable on green infrastructure and sustainable streets on March 28, 2017. The Roundtable brought together funding and regulatory agencies from the transportation, air, water, and climate change mitigation and adaptation sectors to address common funding obstacles to including green infrastructure in “active transportation” or Complete Streets projects.
- Staff participated in the BASMAA Green Infrastructure Regional Roundtable Design Charrette hosted by SPUR Oakland on November 1, 2016. The charrette brought together professionals from the stormwater management, construction management, and landscape design fields to collaborate on creating standard detail for green infrastructure stormwater bulb-outs.
- Staff participate in quarterly meetings of the San Francisco Estuary Partnerships Urban Greening Plan Bay Area. The project funded by a grant from the EPA coordinates regional planning of green infrastructure.

Staff is participating in the national forum entitled the Green Infrastructure Practitioners Exchange Committee that is hosted and moderated by the Urban Sustainability Director’s Network. The Committee includes municipal representatives from cities across the United States and Canada including Philadelphia, Seattle, Portland, San Francisco, Los Angeles, Washington DC, Milwaukee, Baltimore, and Vancouver, to name a few.

Through the Exchange, participants share ideas and information about green infrastructure activities in their respective cities. Oakland staff are specifically assisting with the development of a Green Infrastructure Practitioners Exchange website that will serve as a national platform for sharing green infrastructure ideas and information. The website will also provide a mechanism for visitors to participate in discussion forums on relevant topics and to ask questions that can be answered by anyone participating in the Exchange. Through this Committee Oakland has shared information on its efforts to plan for and implement green infrastructure.

C.3.j.iv.(2) ► Tracking and Reporting Progress

On an annual basis, report progress on development and implementation of methods to track and report implementation of green infrastructure measures and provide reasonable assurance that wasteload allocations for TMDLs are being met.

Please refer to the ACCWP's FY 2016-2017 Annual Report for a summary of methods being developed to track and report implementation of green infrastructure measures.

C.3.b.iv.(1) ► List of Regulated Projects Approved Prior to C.3 Requirements

Project Name Project No.	Project Location ³ , Street Address	Type of Stormwater Treatment Required ⁴	Type of Exemption Granted ⁵
Brooklyn Basin Project - Parcel B	1 9 th Ave / 845 Embarcadero	N/A	Approved Vesting Map and Development Agreement
Brooklyn Basin Shoreline Park	9 th Avenue Terminal	N/A	Approved Vesting Map and Development Agreement
Macarthur BART FDP	532 Turquoise Street / 515 Apgar Street	N/A	Approved Vesting Map and Development Agreement
Fruitvale Village	0 36 th Ave	N/A	Vesting Map

³ Include cross streets

⁴ Indicate the stormwater treatment system required, if applicable

⁵ Indicate the type for exemption, if applicable. For example, the project was previously approved with a vesting tentative map, or the Permittee has no legal authority to require changes to previously granted approvals (such as previously granted building permits).

C.3.b.iv.(2) ► Regulated Projects Reporting Table (part 1) – Projects Approved During the Fiscal Year Reporting Period

Project Name Project No.	Project Location ⁶ , Street Address	Name of Developer	Project Phase No. ⁷	Project Type & Description ⁸	Project Watershed ⁹	Total Site Area (Acres)	Total Area of Land Disturbed (Acres)	Total New Impervious Surface Area (ft ²) ¹⁰	Total Replaced Impervious Surface Area (ft ²) ¹¹	Total Pre- Project Impervious Surface Area ¹² (ft ²)	Total Post- Project Impervious Surface Area ¹³ (ft ²)
Private Projects											
2015 Telegraph Ave	2015 Telegraph/ 1721 Webster	W/L 2003 Telegraph Owner VII, LLC Drew Haydel	N/A	14-story mixed use project with 114 units, 1625 sq. ft. commercial and enclosed parking	Oakland Estuary Watershed	.24	24	0	10,267	10,267	10,267
24 th and Harrison	277 27 th Street	Holland 24 th and Harrison Investors	N/A	Mixed Use new development of for 437 residential units and 66,000 sq. ft. of commercial	Oakland Estuary Watershed	2.3	2.3	0	78,744	98,707	78,744
San Pablo Senior Housing	3268 San Pablo Ave	Satellite Affordable Housing	N/A	5-story, 51-unit senior housing with enclosed parking	West Oakland Watershed	.26	.26	0	9,691	11,202	9,691
19 th and Harrison	301 19 th Street	Talus, Inc	N/A	Mixed Use new development of for 224 residential units and 4,000 sq. ft. of commercial	Oakland Estuary Watershed	1	1	0	43,400	44,237	43,400
2084 Mountain Blvd	2084 Mountain Blvd	Basil Christopoulos	N/A	1-story, 7,840 sf commercial building	Temescal Creek Watershed	.24	.24	0	10,595	10,595	10,595
570 21 st Street	570 21 st Street	Talus, Inc	N/A	Mixed Use new development of for 78 residential units	Oakland Estuary Watershed	.52	.52	0	20,909	21,876	20,909

⁶Include cross streets

⁷If a project is being constructed in phases, indicate the phase number and use a separate row entry for each phase. If not, enter "NA".

⁸Project Type is the type of development (i.e., new and/or redevelopment). Example descriptions of development are: 5-story office building, residential with 160 single-family homes with five 4-story buildings to contain 200 condominiums, 100 unit 2-story shopping mall, mixed use retail and residential development (apartments), industrial warehouse.

⁹State the watershed(s) in which the Regulated Project is located. Downstream watershed(s) may be included, but this is optional.

¹⁰All impervious surfaces added to any area of the site that was previously existing pervious surface.

¹¹All impervious surfaces added to any area of the site that was previously existing impervious surface.

¹²For redevelopment projects, state the pre-project impervious surface area.

¹³For redevelopment projects, state the post-project impervious surface area.

C.3.b.iv.(2) ► Regulated Projects Reporting Table (part 1) – Projects Approved During the Fiscal Year Reporting Period

Project Name Project No.	Project Location ⁶ , Street Address	Name of Developer	Project Phase No. ⁷	Project Type & Description ⁸	Project Watershed ⁹	Total Site Area (Acres)	Total Area of Land Disturbed (Acres)	Total New Impervious Surface Area (ft ²) ¹⁰	Total Replaced Impervious Surface Area (ft ²) ¹¹	Total Pre- Project Impervious Surface Area ¹² (ft ²)	Total Post- Project Impervious Surface Area ¹³ (ft ²)
3000 Broadway	3000 Broadway	Lowe Enterprises Real Estate Group	N/A	Mixed Use new development of for 127 residential units and 8,000 sq. ft. of commercial	Glen Echo Creek Watershed	.81	.81	2,914	30,156	30,156	33,070
385 14 th Street	385 14 th Street/ 1314 Franklin	Carmel Partners	N/A	New 40-story mixed use development with 16,500 sf of commercial and 634 units with ground floor parking	Oakland Estuary Watershed	1.38	1.38	0	56,329	60,012	60,012
401 29 th Street	401 29 th Street	Branagh Development	N/A	4-story mixed-use project with 2,500 sf commercial and 83 units	Glen Echo Creek Watershed	.74	.74	0	24,160	27,990	24,160
Lincoln Square	4100 Redwood Road	TRC Retail	N/A	New parking lot configuration for grocery store	Lion Creek	1.99	.57	2,850	22,262	46,458	25,112
Conglobal Industries	SW Corner of Maritime and Burma Road – 11 Burma Road	Prologis	N/A	Container storage and parking	Oakland Estuary Watershed	27.9	27.9	0	628,121	1,215,076	628,121
The Union	532 Union Street	Holliday Development	N/A	New 6-story building with 110 units and 3,646 sf of commercial with enclosed parking	West Oakland Watershed	.65	.65	0	23,120	26,990	23,995
MLK & 16 th Apartments	627 16 th Street	Jackson Investment Group	N/A	New 7-story building with 140 units and enclosed parking	West Oakland Watershed	.53	.53	0	20,949	23,070	20,949
2305 Webster Street	2305 Webster Street	Studio KDA	N/A	24-story mixed use building with 130 units, 2,855 sf commercial and enclosed parking	Oakland Estuary Watershed	.27	.27	0	11,745	11,745	11,745
500 Grand Ave	500 Grand Ave	Elwood Commercial Real Estate	N/A	5-6 story residential building with 41 units, 4,000 sf of retail with enclosed parking spaces	Oakland Estuary Watershed	.32	.32	546	12,603	13,767	13,149

C.3.b.iv.(2) ► Regulated Projects Reporting Table (part 1) – Projects Approved During the Fiscal Year Reporting Period

Project Name Project No.	Project Location ⁶ , Street Address	Name of Developer	Project Phase No. ⁷	Project Type & Description ⁸	Project Watershed ⁹	Total Site Area (Acres)	Total Area of Land Disturbed (Acres)	Total New Impervious Surface Area (ft ²) ¹⁰	Total Replaced Impervious Surface Area (ft ²) ¹¹	Total Pre- Project Impervious Surface Area ¹² (ft ²)	Total Post- Project Impervious Surface Area ¹³ (ft ²)
PG&E Oakland Service Center Pavement Reconstruction Project	4801 Oakport Street	PG&E (Ed Conner)	N/A	Reconstruct existing asphalt concrete pavement using full depth reclamation (FDR) and construct storm water treatment measures	San Leandro Creek Watershed	19.27	1.81	0	526,550	790,275	790,275
Acura of Oakland	6701 Oakport Street	Gordon Walton- Walnut Creek-Ass.	N/A	2-story 38,000 sf commercial and surface parking	San Leandro Creek Watershed	3.624	3.624	0	122,290	122,900	122,900
People's Community Market	3117-3129 San Pablo Avenue	Brahm Ahmadi	N/A	2-story 13,795 sf grocery store	West Oakland Watershed	.98	.31	0	13,7958	42,757	42,757
Oakland International Apartments	105 th Ave and International Blvd	Riverside Charitable Corp	N/A	6-story building with 529 units senior housing and enclosed parking	San Leandro Creek Watershed	3.94	3.94	0	128,878	171,412	128,878
2800, 2820, 2855 Broadway	2800, 2820, 2855 Broadway	Alliance Residential Company	N/A	2, 7-story mixed use buildings with 218 units and 18,00 sf commercial with enclosed parking	Glen Echo Creek Watershed	1.38	1.38	0	60,032	60,032	60,032
Webster and 12 th Streets	301/ 345 12 th Street	The Martin Group	N/A	2, 7-story mixed use development. Building 1 includes 339 units and 24,600 sf commercial, Building 2 includes 77 units and 1,600 sf commercial with enclosed parking	Oakland Estuary Watershed	1.72	1.72	0	70,605	75,022	70,605
Kevin's House of Noodles	1402 E 12 th Street	Kevin Huynh	N/A	1-story 4,900 sf restaurant with surface parking	Oakland Estuary Watershed	.53	.53	0	20241	21,177	20,241
1680 14 th Street	1680 14 th Street	Willow Park Partners, LLC	N/A	Conversion of existing warehouse and new construction for 26 units and surface parking	Oakland Estuary Watershed	.53	.53	0	22,114	23,134	22,114

C.3.b.iv.(2) ► Regulated Projects Reporting Table (part 1) – Projects Approved During the Fiscal Year Reporting Period

Project Name Project No.	Project Location ⁶ , Street Address	Name of Developer	Project Phase No. ⁷	Project Type & Description ⁸	Project Watershed ⁹	Total Site Area (Acres)	Total Area of Land Disturbed (Acres)	Total New Impervious Surface Area (ft ²) ¹⁰	Total Replaced Impervious Surface Area (ft ²) ¹¹	Total Pre- Project Impervious Surface Area ¹² (ft ²)	Total Post- Project Impervious Surface Area ¹³ (ft ²)
40 th Street Apartments	387 40 th Street	Portfolio Devco	N/A	Mixed Use new development of for 38 residential units and 1,760 sq. ft. of commercial	Glen Echo Creek	.33	.33	5,097	5,680	5,680	10,777
657 W Macarthur	657 W MacArthur	Buildzig	N/A	6-story mixed use project with 41 units, enclosed parking	Temescal Creek Watershed	.26	.278	10,618	1,505	12,123	12,123
451 28 th Street	451 28 th Street	Brock Roby	N/A	6-story residential project with 40 units and ground floor parking	Glen Echo Creek	.27	.27	4,286	7,085	11,934	11,371
Public Projects											
Lakeside Green Street	Harrison St. and Lakeside Drive from Grand Avenue to 19 th Street	City of Oakland	N/A	Road diet and park expansion	Glen Echo Creek/Lake Merritt Watershed	14.2	7.6	92,854	93,432	165,715	186,286
Rainbow Rec Ctr	5800 International Blvd	City of Oakland	N/A	Expansion of recreation center & park	Peralta Creek	1.78	1.78	15,957	23,686	42,712	44,734
Comments:											

**C.3.b.iv.(2) ► Regulated Projects Reporting Table (part 2) –
 Projects Approved During the Fiscal Year Reporting Period
 (private projects)**

Project Name Project No.	Application Deemed Complete Date ¹⁴	Application Final Approval Date ¹⁵	Source Control Measures ¹⁶	Site Design Measures ¹⁷	Treatment Systems Approved ¹⁸	Type of Operation & Maintenance Responsibility Mechanism ¹⁹	Hydraulic Sizing Criteria ²⁰	Alternative Compliance Measures ^{21/22}	Alternative Certification ²³	HM Controls ^{24/25}
Private Projects										
2015 Telegraph Ave	02/27/16	05/17/17	Covered trash; Direct discharges from covered trash areas and loading to sanitary sewer; drain inlet stenciling	Sidewalk runoff to vegetated area	Media Filtration Devices (100%)	Maintenance Agreement with Owner	2c	Not Applicable	Not Applicable	Not required; not located in susceptible area
24 th and Harrison	04/25/2016	11/28/2016	Covered trash; Direct discharges from covered trash areas	Minimize impervious surface, direct roof and sidewalk runoff to	Media Filter Treatment (100%)	Maintenance Agreement with Owner	2c	Not Applicable	Not Applicable	Not required; not located in susceptible area

¹⁴For private projects, state project application deemed complete date. If the project did not go through discretionary review, report the building permit issuance date.

¹⁵For private projects, state project application final discretionary approval date. If the project did not go through discretionary review, report the building permit issuance date.

¹⁶List source control measures approved for the project. Examples include: properly designed trash storage areas; storm drain stenciling or signage; efficient landscape irrigation systems; etc.

¹⁷List site design measures approved for the project. Examples include: minimize impervious surfaces; conserve natural areas, including existing trees or other vegetation, and soils; construct sidewalks, walkways, and/or patios with permeable surfaces, etc.

¹⁸List all approved stormwater treatment system(s) to be installed onsite or at a joint stormwater treatment facility (e.g., flow through planter, bioretention facility, infiltration basin, etc.).

¹⁹List the legal mechanism(s) (e.g., O&M agreement with private landowner; O&M agreement with homeowners' association; O&M by public entity, etc...) that have been or will be used to assign responsibility for the maintenance of the post-construction stormwater treatment systems.

²⁰See Provision C.3.d.i. "Numeric Sizing Criteria for Stormwater Treatment Systems" for list of hydraulic sizing design criteria. Enter the corresponding provision number of the appropriate criterion (i.e., 1.a., 1.b., 2.a., 2.b., 2.c., or 3).

²¹For Alternative Compliance at an offsite location in accordance with Provision C.3.e.i.(1), on a separate page, give a discussion of the alternative compliance site including the information specified in Provision C.3.b.v.(1)(m)(i) for the offsite project.

²²For Alternative Compliance by paying in-lieu fees in accordance with Provision C.3.e.i.(2), on a separate page, provide the information specified in Provision C.3.b.v.(1)(m)(ii) for the Regional Project.

²³Note whether a third party was used to certify the project design complies with Provision C.3.d.

²⁴If HM control is not required, state why not.

²⁵If HM control is required, state control method used (e.g., method to design and size device(s) or method(s) used to meet the HM Standard, and description of device(s) or method(s) used, such as detention basin(s), bioretention unit(s), regional detention basin, or in-stream control).

**C.3.b.iv.(2) ► Regulated Projects Reporting Table (part 2) –
 Projects Approved During the Fiscal Year Reporting Period
 (private projects)**

Project Name Project No.	Application Deemed Complete Date ¹⁴	Application Final Approval Date ¹⁵	Source Control Measures ¹⁶	Site Design Measures ¹⁷	Treatment Systems Approved ¹⁸	Type of Operation & Maintenance Responsibility Mechanism ¹⁹	Hydraulic Sizing Criteria ²⁰	Alternative Compliance Measures ^{21/22}	Alternative Certification ²³	HM Controls ^{24/25}
			and loading to sanitary sewer; fire sprinkler test water and pool to sanitary sewer, sustainable landscaping, efficient irrigation, drain inlet stenciling	vegetated areas						
San Pablo Senior Housing	04/26/2017	04/26/2017	Covered trash; Direct discharges from covered trash areas and loading to sanitary sewer; fire sprinkler test water to sanitary sewer, sustainable landscaping, efficient irrigation, drain inlet stenciling	Minimize impervious surface, direct roof and sidewalk run-off to vegetated areas, include permeable surfaces	Bio-retention and flow through planters (100%)	Maintenance Agreement with Owner	2c	Not Applicable	Not Applicable	Not required; not located in susceptible area

**C.3.b.iv.(2) ► Regulated Projects Reporting Table (part 2) –
 Projects Approved During the Fiscal Year Reporting Period
 (private projects)**

Project Name Project No.	Application Deemed Complete Date ¹⁴	Application Final Approval Date ¹⁵	Source Control Measures ¹⁶	Site Design Measures ¹⁷	Treatment Systems Approved ¹⁸	Type of Operation & Maintenance Responsibility Mechanism ¹⁹	Hydraulic Sizing Criteria ²⁰	Alternative Compliance Measures ^{21/22}	Alternative Certification ²³	HM Controls ^{24/25}
19 th & Harrison	7/01/2016	09/08/2016	Covered trash; Direct discharges from covered trash areas and loading to sanitary sewer; fire sprinkler test water and pool to sanitary sewer, sustainable landscaping, efficient irrigation, drain inlet stenciling	Minimize impervious surface	Mechanical Treatment (100%)	Maintenance Agreement with Owner	2c	Not Applicable	Not Applicable	Not required; not located in susceptible area
2084 Mountain Blvd	05/04/2017	06/30/2017	Covered trash; Direct discharges from covered trash areas and loading to sanitary sewer; fire sprinkler test water to sanitary sewer, efficient irrigation, drain inlet stenciling	Project applicant noted that no site design measures were applicable.	Stormwater Filters (100%)	Maintenance Agreement with Owner	2b	Not Applicable	Not Applicable	Not required; not located in susceptible area

**C.3.b.iv.(2) ► Regulated Projects Reporting Table (part 2) –
 Projects Approved During the Fiscal Year Reporting Period
 (private projects)**

Project Name Project No.	Application Deemed Complete Date ¹⁴	Application Final Approval Date ¹⁵	Source Control Measures ¹⁶	Site Design Measures ¹⁷	Treatment Systems Approved ¹⁸	Type of Operation & Maintenance Responsibility Mechanism ¹⁹	Hydraulic Sizing Criteria ²⁰	Alternative Compliance Measures ^{21/22}	Alternative Certification ²³	HM Controls ^{24/25}
570 21 st Street	06/13/2016	11/08/2016	Covered trash; Direct discharges from covered trash areas and loading to sanitary sewer; fire sprinkler test water and pool to sanitary sewer, sustainable landscaping, efficient irrigation, drain inlet stenciling	Minimize impervious surface, include permeable surfaces	Media Filtration Devices (100%)	Maintenance Agreement with Owner	2c	Not Applicable	Not Applicable	Not required; not located in susceptible area
3000 Broadway	07/27/16	08/17/2016	Covered trash; Direct discharges from covered trash areas and loading to sanitary sewer; fire sprinkler test water to sanitary sewer, drain inlet stenciling	Direct roof and sidewalk run-off to vegetated areas	Flow through planters and Perk Filters (100%)	Maintenance Agreement with Owner	2c	Not Applicable	Not Applicable	Not required; not located in susceptible area

**C.3.b.iv.(2) ► Regulated Projects Reporting Table (part 2) –
 Projects Approved During the Fiscal Year Reporting Period
 (private projects)**

Project Name Project No.	Application Deemed Complete Date ¹⁴	Application Final Approval Date ¹⁵	Source Control Measures ¹⁶	Site Design Measures ¹⁷	Treatment Systems Approved ¹⁸	Type of Operation & Maintenance Responsibility Mechanism ¹⁹	Hydraulic Sizing Criteria ²⁰	Alternative Compliance Measures ^{21/22}	Alternative Certification ²³	HM Controls ^{24/25}
385 14 th Street	11/4/2016	05/02/2017	Direct discharges from covered trash areas, restaurant and loading to sanitary sewer; fire sprinkler test water and pool to sanitary sewer, sustainable landscaping, efficient irrigation, drain inlet stenciling	Minimize impervious surface	Media Filtration Devices (100%)	Maintenance Agreement with Owner	2c	Not Applicable	Not Applicable	Not required; not located in susceptible area
401 29 th Street	09/16/2016	11/07/2016	Covered trash; direct discharges from covered trash areas and loading to sanitary sewer; sustainable landscaping, efficient irrigation, drain inlet stenciling	Minimize impervious surface, direct roof and sidewalk run-off to vegetated areas, include permeable surfaces	Bio-retention and flow through planters (100%)	Maintenance Agreement with Owner	2c	Not Applicable	Not Applicable	Not required; not located in susceptible area

**C.3.b.iv.(2) ► Regulated Projects Reporting Table (part 2) –
 Projects Approved During the Fiscal Year Reporting Period
 (private projects)**

Project Name Project No.	Application Deemed Complete Date ¹⁴	Application Final Approval Date ¹⁵	Source Control Measures ¹⁶	Site Design Measures ¹⁷	Treatment Systems Approved ¹⁸	Type of Operation & Maintenance Responsibility Mechanism ¹⁹	Hydraulic Sizing Criteria ²⁰	Alternative Compliance Measures ^{21/22}	Alternative Certification ²³	HM Controls ^{24/25}
Lincoln Square	04/26/2017	04/26/2017	Covered trash; direct discharges from covered trash areas and loading to sanitary sewer; sustainable landscaping, efficient irrigation, drain inlet stenciling	Minimize impervious surface, direct run-off to vegetated areas	Flow through planters (100%)	Maintenance Agreement with Owner	2c	Not Applicable	Not Applicable	Not required; not located in susceptible area
Conglobal Industries	11/29/2016	05/03/2017	Direct discharges from covered trash areas and loading to sanitary sewer; fire sprinkler test water to sanitary sewer, sustainable landscaping, efficient irrigation, drain inlet stenciling	Minimize impervious surface, direct run-off to vegetated areas	Bio-retention planters (100%)	Maintenance Agreement with Owner	3	Not Applicable	Not Applicable	Not required; not located in susceptible area

**C.3.b.iv.(2) ► Regulated Projects Reporting Table (part 2) –
 Projects Approved During the Fiscal Year Reporting Period
 (private projects)**

Project Name Project No.	Application Deemed Complete Date ¹⁴	Application Final Approval Date ¹⁵	Source Control Measures ¹⁶	Site Design Measures ¹⁷	Treatment Systems Approved ¹⁸	Type of Operation & Maintenance Responsibility Mechanism ¹⁹	Hydraulic Sizing Criteria ²⁰	Alternative Compliance Measures ^{21/22}	Alternative Certification ²³	HM Controls ^{24/25}
The Union	06/10/2016	08/08/2016	Fire sprinkler test water to sanitary sewer, sustainable landscaping, efficient irrigation, drain inlet stenciling	Minimize impervious surface, Minimize disturbances direct run-off to vegetated areas	Mechanical Treatment (100%)	Maintenance Agreement with Owner	2b,c	Not Applicable	Not Applicable	Not required; not located in susceptible area
MLK & 16 th Apartments	9/15/2016	10/06/2016	Direct discharges from covered trash areas to sanitary sewer; fire sprinkler test water and pool to sanitary sewer, sustainable landscaping, efficient irrigation, drain inlet stenciling	Minimize impervious surface, direct run-off to vegetated areas	Flow through planters (100%)	Maintenance Agreement with Owner	2c	Not Applicable	Not Applicable	Not required; not located in susceptible area

**C.3.b.iv.(2) ► Regulated Projects Reporting Table (part 2) –
 Projects Approved During the Fiscal Year Reporting Period
 (private projects)**

Project Name Project No.	Application Deemed Complete Date ¹⁴	Application Final Approval Date ¹⁵	Source Control Measures ¹⁶	Site Design Measures ¹⁷	Treatment Systems Approved ¹⁸	Type of Operation & Maintenance Responsibility Mechanism ¹⁹	Hydraulic Sizing Criteria ²⁰	Alternative Compliance Measures ^{21/22}	Alternative Certification ²³	HM Controls ^{24/25}
2305 Webster	05/12/2017	06/13/2017	Direct discharges from covered trash areas, to sanitary sewer; fire sprinkler test water to sanitary sewer	Minimize impervious surface, direct run-off to vegetated areas	Stormwater Filters (100%)	Maintenance Agreement with Owner	2c	Not Applicable	Not Applicable	Not required; not located in susceptible area
500 Grand Ave	02/21/17	02/21/17	Direct discharges from covered trash areas, to sanitary sewer; fire sprinkler test water to sanitary sewer	Minimize impervious surface, direct run-off to vegetated areas	Stormwater Treatment Filters and Bio-retention (100%)	Maintenance Agreement with Owner	2c	Not Applicable	Not Applicable	Not required; not located in susceptible area
PG&E Oakland Service Center Pavement Reconstruction Project	9/28/15	8/29/2016	N/A	Direct roof runoff onto vegetable areas, runoff from sidewalk, walkway, patios onto vegetated areas, runoff from driveway and uncovered parking lots to vegetated areas	Stormwater Treatment Filters and Filter Media Vault (100%)	Franchise Agreement with the City of Oakland	3	Not Applicable	Not Applicable	Not required; not located in susceptible area

**C.3.b.iv.(2) ► Regulated Projects Reporting Table (part 2) –
 Projects Approved During the Fiscal Year Reporting Period
 (private projects)**

Project Name Project No.	Application Deemed Complete Date ¹⁴	Application Final Approval Date ¹⁵	Source Control Measures ¹⁶	Site Design Measures ¹⁷	Treatment Systems Approved ¹⁸	Type of Operation & Maintenance Responsibility Mechanism ¹⁹	Hydraulic Sizing Criteria ²⁰	Alternative Compliance Measures ^{21/22}	Alternative Certification ²³	HM Controls ^{24/25}
Acura of Oakland		8/17/16	Covered trash; Direct discharges from covered trash areas and loading to sanitary sewer; fire sprinkler test water to sanitary sewer sustainable landscaping, efficient irrigation, drain inlet stenciling	Limit disturbances, direct roof, parking and sidewalk run-off to vegetated areas	Flow through planters and bioswales(100%)	Maintenance Agreement with Owner	3	Not Applicable	Not Applicable	Not required; not located in susceptible area
People's Community Market	06/08/2017	06/20/2017	Covered trash; Direct discharges from covered trash areas and loading to sanitary sewer; fire sprinkler test water to sanitary sewer sustainable landscaping, efficient irrigation, drain inlet stenciling	direct roof, parking and sidewalk run-off to vegetated areas	Stormwater Filters (100%)	Maintenance Agreement with Owner	2c	Not Applicable	Not Applicable	Not required; not located in susceptible area

**C.3.b.iv.(2) ► Regulated Projects Reporting Table (part 2) –
 Projects Approved During the Fiscal Year Reporting Period
 (private projects)**

Project Name Project No.	Application Deemed Complete Date ¹⁴	Application Final Approval Date ¹⁵	Source Control Measures ¹⁶	Site Design Measures ¹⁷	Treatment Systems Approved ¹⁸	Type of Operation & Maintenance Responsibility Mechanism ¹⁹	Hydraulic Sizing Criteria ²⁰	Alternative Compliance Measures ^{21/22}	Alternative Certification ²³	HM Controls ^{24/25}
Oakland International Apartments	01/12/2017	06/30/2017	Direct discharges from covered trash areas, to sanitary sewer; fire sprinkler test water and pool to sanitary sewer, sustainable landscaping, efficient irrigation, drain inlet stenciling	Minimize impervious surface, direct run-off to vegetated areas	Flow through planters (100%)	Maintenance Agreement with Owner	2c	Not Applicable	Not Applicable	Not required; not located in susceptible area
2800, 2820, 2855 Broadway	07/01/2016	08/17/2016	Direct discharges from covered trash areas, to sanitary sewer; fire sprinkler test water to sanitary sewer, sustainable landscaping, efficient irrigation, drain inlet stenciling	Minimize impervious surface, direct run-off to vegetated areas	Stormwater Filters (100%)	Maintenance Agreement with Owner	2c	Not Applicable	Not Applicable	Not required; not located in susceptible area

**C.3.b.iv.(2) ► Regulated Projects Reporting Table (part 2) –
 Projects Approved During the Fiscal Year Reporting Period
 (private projects)**

Project Name Project No.	Application Deemed Complete Date ¹⁴	Application Final Approval Date ¹⁵	Source Control Measures ¹⁶	Site Design Measures ¹⁷	Treatment Systems Approved ¹⁸	Type of Operation & Maintenance Responsibility Mechanism ¹⁹	Hydraulic Sizing Criteria ²⁰	Alternative Compliance Measures ^{21/22}	Alternative Certification ²³	HM Controls ^{24/25}
Webster and 12 th	07/01/2016	12/01/2016	Direct discharges from covered trash areas, to sanitary sewer; fire sprinkler test water to sanitary sewer, sustainable landscaping, efficient irrigation, drain inlet stenciling	Minimize impervious surface, direct run-off to vegetated areas	Stormwater Treatment Filters and Bio-retention (100%)	Maintenance Agreement with Owner	2c	Not Applicable	Not Applicable	Not required; not located in susceptible area
Kevin's House of Noodles	07/20/2016	11/07/2017	Direct discharges from covered trash areas and restaurants, to sanitary sewer; fire sprinkler test water to sanitary sewer, sustainable landscaping, efficient irrigation, drain inlet stenciling	Minimize impervious surface, direct run-off to vegetated areas	Bio-retention (100%)	Maintenance Agreement with Owner	2a	Not Applicable	Not Applicable	Not required; not located in susceptible area

**C.3.b.iv.(2) ► Regulated Projects Reporting Table (part 2) –
 Projects Approved During the Fiscal Year Reporting Period
 (private projects)**

Project Name Project No.	Application Deemed Complete Date ¹⁴	Application Final Approval Date ¹⁵	Source Control Measures ¹⁶	Site Design Measures ¹⁷	Treatment Systems Approved ¹⁸	Type of Operation & Maintenance Responsibility Mechanism ¹⁹	Hydraulic Sizing Criteria ²⁰	Alternative Compliance Measures ^{21/22}	Alternative Certification ²³	HM Controls ^{24/25}
1680 14 th Street	05/30/2016	10/20/2016	Direct discharges from covered trash areas to sanitary sewer; fire sprinkler test water to sanitary sewer, sustainable landscaping, efficient irrigation, drain inlet stenciling	Minimize impervious surface, direct run-off to vegetated areas	Stormwater Treatment Filters and Bio-retention (100%)	Maintenance Agreement with Owner	2c	Not Applicable	Not Applicable	Not required; not located in susceptible area
40 th Street Apartments	06/03/2016	08/26/2016	Drain inlet stenciling	Direct run-off to vegetated areas, permeable surfaces	Bio-retention, Permeable Pavers (100%)	Maintenance Agreement with Owner	2c	Not Applicable	Not Applicable	Not required; not located in susceptible area
657 W MacArthur	07/27/2016	11/2/2016	Direct discharges from covered trash areas to sanitary sewer; fire sprinkler test water to sewer, sustainable landscaping, efficient irrigation, drain inlet stenciling	Minimize impervious surface, direct run-off to vegetated areas	Media Filters (100%)	Maintenance Agreement with Owner	2c	Not Applicable	Not Applicable	Not required; not located in susceptible area

**C.3.b.iv.(2) ► Regulated Projects Reporting Table (part 2) –
 Projects Approved During the Fiscal Year Reporting Period
 (private projects)**

Project Name Project No.	Application Deemed Complete Date ¹⁴	Application Final Approval Date ¹⁵	Source Control Measures ¹⁶	Site Design Measures ¹⁷	Treatment Systems Approved ¹⁸	Type of Operation & Maintenance Responsibility Mechanism ¹⁹	Hydraulic Sizing Criteria ²⁰	Alternative Compliance Measures ^{21/22}	Alternative Certification ²³	HM Controls ^{24/25}
451 28 th Street	06/21/2017	06/28/2017	Direct discharges from covered trash areas to sanitary sewer; fire sprinkler test water to sanitary sewer, sustainable landscaping, efficient irrigation, drain inlet stenciling	Minimize impervious surface, direct run-off to vegetated areas	Flow through planters and treatment vault (100%)	Maintenance Agreement with Owner	2c	Not Applicable	Not Applicable	Not required; not located in susceptible area

**C.3.b.iv.(2) ► Regulated Projects Reporting Table (part 2) –
 Projects Approved During the Fiscal Year Reporting Period
 (public projects)**

Project Name Project No.	Approval Date ²⁶	Date Construction Scheduled to Begin	Source Control Measures ²⁷	Site Design Measures ²⁸	Treatment Systems Approved ²⁹	Operation & Maintenance Responsibility Mechanism ³⁰	Hydraulic Sizing Criteria ³¹	Alternative Compliance Measures ^{32/33}	Alternative Certification ³⁴	HM Controls ^{35/36}
Public Projects										
Lakeside Green Streets	3/1/2016	11/14/2016	Efficient landscape irrigation systems	Native and drought resistant landscaping	Rain gardens	To be maintained by City Park Maintenance	2b	N/A	No	No project provides new rain gardens for treatment of significant amount of stormwater
Rainbow Rec Ctr	5/4/17 (planning)	Fall 2017	Stencil storm drain, flr. drains to SS; grease interc. @ kitchen; fire test disch to veg. area; weather-based irrigation control; Bay Friendly	Min. land disturbances; max. permeability cluster; micro-detention; protect riparian and min changes to natural topo; self-retaining areas	Bioretention areas	City of Oakland Maintenance Notification for O&M of Stormwater Treatment Measures	3	N/A	N/A	Not required. Not located in susceptible area; amount of impervious surface created/ replaced does not exceed 1 ac

²⁶For public projects, enter the plans and specifications approval date.

²⁷List source control measures approved for the project. Examples include: properly designed trash storage areas; storm drain stenciling or signage; efficient landscape irrigation systems; etc.

²⁸List site design measures approved for the project. Examples include: minimize impervious surfaces; conserve natural areas, including existing trees or other vegetation, and soils; construct sidewalks, walkways, and/or patios with permeable surfaces, etc.

²⁹List all approved stormwater treatment system(s) to be installed onsite or at a joint stormwater treatment facility (e.g., flow through planter, bioretention facility, infiltration basin, etc.).

³⁰List the legal mechanism(s) (e.g., maintenance plan for O&M by public entity, etc...) that have been or will be used to assign responsibility for the maintenance of the post-construction stormwater treatment systems.

³¹See Provision C.3.d.i. "Numeric Sizing Criteria for Stormwater Treatment Systems" for list of hydraulic sizing design criteria. Enter the corresponding provision number of the appropriate criterion (i.e., 1.a., 1.b., 2.a., 2.b., 2.c., or 3).

³²For Alternative Compliance at an offsite location in accordance with Provision C.3.e.i.(1), on a separate page, give a discussion of the alternative compliance site including the information specified in Provision C.3.b.v.(1)(m)(i) for the offsite project.

³³For Alternative Compliance by paying in-lieu fees in accordance with Provision C.3.e.i.(2), on a separate page, provide the information specified in Provision C.3.b.v.(1)(m)(ii) for the Regional Project.

³⁴Note whether a third party was used to certify the project design complies with Provision C.3.d.

³⁵If HM control is not required, state why not.

³⁶If HM control is required, state control method used (e.g., method to design and size device(s) or method(s) used to meet the HM Standard, and description of device(s) or method(s) used, such as detention basin(s), bioretention unit(s), regional detention basin, or in-stream control).

**C.3.b.iv.(2) ► Regulated Projects Reporting Table (part 2) –
 Projects Approved During the Fiscal Year Reporting Period
 (public projects)**

Project Name Project No.	Approval Date ²⁶	Date Construction Scheduled to Begin	Source Control Measures ²⁷	Site Design Measures ²⁸	Treatment Systems Approved ²⁹	Operation & Maintenance Responsibility Mechanism ³⁰	Hydraulic Sizing Criteria ³¹	Alternative Compliance Measures ^{32/33}	Alternative Certification ³⁴	HM Controls ^{35/36}
Comments:										

C.3.h.v.(2). ► Table of Newly Installed³⁷ Stormwater Treatment Systems and Hydromodification Management (HM) Controls (Optional)

Fill in table below or attach your own table including the same information.

Name of Facility	Address of Facility	Party Responsible ³⁸ For Maintenance	Type of Treatment/HM Control(s)
Private Projects			
AveVista Apartments	460 Grand Ave (17	Bridge Housing	Flow Thru Planters
Prosperity Place	188 11 th St	Oakland Housing Authority	Flow Thru Planters
Mural Apartment	3838 Turquoise St (515 Apgar St)	Bridge Housing	Flow Thru Planters
Public Projects			
Sailboat House Shoreline Improvement – Project #C393710	568 Bellevue Ave, Oakland, CA 94610	City of Oakland Public Works Project Delivery Division for next three years. Responsibility will then be transferred to Parks & Tree Services Division	Bioretention facilities

³⁷ "Newly Installed" includes those facilities for which the final installation inspection was performed during this reporting year.

³⁸State the responsible operator for installed stormwater treatment systems and HM controls.

C.3.e.v.Special Projects Reporting Table												
Reporting Period – July 1, 2016 - June 30, 2017												
Project Name & No.	Permittee	Address	Application Submittal Date ³⁹	Status ⁴⁰	Description ⁴¹	Site Total Acreage	Gross Density DU/Acre	Density FAR	Special Project Category ⁴²	LID Treatment Reduction Credit Available ⁴³	List of LID Stormwater Treatment Systems ⁴⁴	List of Non-LID Stormwater Treatment Systems ⁴⁵
									Category A: Category B: Category C: Location: Density: Parking:	Category A: Category B: Category C: Location: Density: Parking:	Indicate each type of LID treatment system and % of total runoff treated.	Indicate each type of non-LID treatment system and % of total runoff treated. Indicate whether minimum design criteria met or certification received

³⁹Date that a planning application for the Special Project was submitted.

⁴⁰ Indicate whether final discretionary approval is still pending or has been granted, and provide the date or version of the project plans upon which reporting is based.

⁴¹Type of project (commercial, mixed-use, residential), number of floors, number of units, type of parking, and other relevant information.

⁴² For each applicable Special Project Category, list the specific criteria applied to determine applicability. For each non-applicable Special Project Category, indicate n/a.

⁴³For each applicable Special Project Category, state the maximum total LID Treatment Reduction Credit available. For Category C Special Projects also list the individual Location, Density, and Minimized Surface Parking Credits available.

⁴⁴List all LID stormwater treatment systems proposed. For each type, indicate the percentage of the total amount of runoff identified in Provision C.3.d. for the Special Project's drainage area.

⁴⁵List all non-LID stormwater treatment systems proposed. For each type of non-LID treatment system, indicate: (1) the percentage of the total amount of runoff identified in Provision C.3.d. for the Special Project's drainage area, and (2) whether the treatment system either meets minimum design criteria published by a government agency or received certification issued by a government agency, and reference the applicable criteria or certification.

Project Name & No.	Permittee	Address	Application Submittal Date	Status	Description	Site Total Acreage	Gross Density DU/Acre	Density FAR	Special Project Category	LID Treatment Reduction Credit Available	List of LID Stormwater Treatment Systems	List of Non-LID Stormwater Treatment Systems
2015 Telegraph Ave	City of Oakland	2015 Telegraph/ 1721 Webster	12/16/2016	Approved Plans dated 05/11/2017	14-story mixed use project with 114 units, 1,625 sq. ft. commercial and enclosed parking	.24 acre	483 units/ acre	N/A	<u>Category A:</u> Location: In CBD, create less than .5 acres impervious surface, no surface parking 85% lot covered <u>Category B:</u> N/A <u>Category C:</u> N/A	<u>Category A</u> Total credit= 100% <u>Category B</u> N/A <u>Category C</u> N/A	Not applicable	Media Filtration Devices (100%)
24th and Harrison	City of Oakland	277 27th Street	3/24/16	Approved Plans dated 7/13/16	18-story mixed development of for 437 residential units and 66,000 sq. ft. of commercial	2.3 acres	199.6 du/acre	N/A	<u>Category A</u> N/A <u>Category B</u> Location Downtown Create less than .5 acres of impervious surface, Non-auto related project 85% lot covered Over minimum density <u>Category C</u> N/A	<u>Category A</u> N/A <u>Category B</u> Total Credit=100 % Density:>100 du/ac = 100% <u>Category C</u> N/A	Not Applicable	Media Filtration Treatment (100%)

Project Name & No.	Permittee	Address	Application Submittal Date	Status	Description	Site Total Acreage	Gross Density DU/Acre	Density FAR	Special Project Category	LID Treatment Reduction Credit Available	List of LID Stormwater Treatment Systems	List of Non-LID Stormwater Treatment Systems
3268 San Pablo Senior Housing	City of Oakland	3268 San Pablo Avenue	01/26/2017	Approved Plans dated 01/26/2017	5-story 51-unit senior housing with enclosed parking	.26 acre	196 units/acre	N/A	<u>Category A:</u> N/A <u>Category B:</u> N/A <u>Category C:</u> Location: Within a PDA Density: Over minimum density Parking: No surface parking	<u>Category A</u> N/A <u>Category B</u> N/A <u>Category C</u> Total credit=75% Location: Within PDA = 25% Density>100/acre = 30% Parking: No surface parking 20%	Flow through planters and Bio-retention (100%)	Not Applicable
19 th & Harrison	City of Oakland	301 19 th Street	3/17/16	Approved Plans dated 6/27/16	7-story mixed development of for 224 residential units and 4,000 sq. ft. of commercial	1 acre	230 units/acre	N/A	<u>Category A</u> N/A <u>Category B</u> Location Downtown Create < .5 ac impervious surface, Non-auto related project 85% lot covered Over min. density <u>Category C</u> N/A	<u>Category A</u> N/A <u>Category B</u> Total Credit=100% Density:>100 du/ac = 100% <u>Category C</u> N/A	Not Applicable	Mechanical Treatment (100%)

Project Name & No.	Permittee	Address	Application Submittal Date	Status	Description	Site Total Acreage	Gross Density DU/Acre	Density FAR	Special Project Category	LID Treatment Reduction Credit Available	List of LID Stormwater Treatment Systems	List of Non-LID Stormwater Treatment Systems
19 th & Harrison	City of Oakland	301 19 th Street	3/17/16	Approved Plans dated 6/27/16	7-story mixed development of for 224 residential units and 4,000 sq. ft. of commercial	1 acre	230 units /acre	N/A	<u>Category A</u> N/A <u>Category B</u> Location Downtown Create less than .5 acres of impervious surface, Non-auto related project 85% lot covered Over minimum density <u>Category C</u> N/A	<u>Category A</u> N/A <u>Category B</u> Total Credit=100 % Density:>100 du/ac = 100% <u>Category C</u> N/A	Not Applicable	Mechanical Treatment (100%)
2084 Mountain Blvd	City of Oakland	2084 Mountain Blvd	05/04/2017	Approved Plans dated 05/04/2017	1-story commercial building	.24 acre	N/A	.75 FAR	<u>Category A:</u> Location: In CN-1, create < .5 acres impervious surface, no surface parking 85% lot covered <u>Category B:</u> N/A <u>Category C:</u> N/A	<u>Category A</u> Total credit= 100% <u>Category B</u> N/A <u>Category C</u> N/A	Not applicable	Stormwater Filters (100%)

Project Name & No.	Permittee	Address	Application Submittal Date	Status	Description	Site Total Acreage	Gross Density DU/Acre	Density FAR	Special Project Category	LID Treatment Reduction Credit Available	List of LID Stormwater Treatment Systems	List of Non-LID Stormwater Treatment Systems
570 21 st Street	City of Oakland	570 21 st Street	2/18/2016	Approved; Plans dated 7/1/2016	Mixed development of for 78 residential units	.52 acre	143 units /acre	N/A	<u>Category A</u> Downtown Create less than .5 acres of impervious surface, Non-auto related project Lot covered <u>Category B</u> N/A <u>Category C</u> N/A	<u>Category A</u> Total credit=100% <u>Category B</u> N/A <u>Category C</u> N/A	Not applicable	Mechanical Treatment (100%)
3000 Broadway	City of Oakland	3000 Broadway	4/26/16	Approved Plans dated 07/01/2016	7-story mixed development of for 127 residential units and 8,000 sq. ft. of commercial	.81 acre	230 units /acre	N/A	<u>Category A</u> N/A <u>Category B</u> Location Downtown Create less than .5 acres of impervious surface, Non-auto related project 85% lot covered Over minimum density <u>Category C</u> N/A	<u>Category A</u> N/A <u>Category B</u> Total Credit=100% Density:>100 du/ac = 100% <u>Category C</u> N/A	Flow through planters	Mechanical Treatment

Project Name & No.	Permittee	Address	Application Submittal Date	Status	Description	Site Total Acreage	Gross Density DU/Acre	Density FAR	Special Project Category	LID Treatment Reduction Credit Available	List of LID Stormwater Treatment Systems	List of Non-LID Stormwater Treatment Systems
385 14 th Street	City of Oakland	385 14 th Street/ 1314 Franklin	9/27/2016	Approved Plans dated 03/15/2017	40-story mixed development with 16,500 sf of commercial and 634 units with enclosed parking	1.38 acres	457 units/acre	N/A	<u>Category A</u> Downtown Create less than .5 acres of impervious surface, None auto related project Lot covered <u>Category B</u> N/A <u>Category C</u> Location: Within 1/2 mile transit hub Non-auto related project Over minimum density	<u>Category A</u> Total credit= 100% <u>Category B</u> N/A <u>Category C</u> N/A	Not applicable	Mechanical Treatment (100%)
532 Union Street	City of Oakland	532 Union Street	6/6/16	Approved Plans dated 05/10/2016	6-story mixed use building with 110 units and 3,646 sf of commercial with enclosed parking	6.2 acres	177 units/acre	N/A	<u>Category A</u> N/A <u>Category B</u> N/A <u>Category C</u> Location: Within 1/2 mile transit hub Non-auto related project Over minimum density	<u>Category A</u> N/A <u>Category B</u> N/A <u>Category C</u> Total credit= 100% Location: Within ¼ mile of transit = 55% Density:>100 du/ac = 30% No parking = 20%	Not applicable	Mechanical Treatment (100%)

Project Name & No.	Permittee	Address	Application Submittal Date	Status	Description	Site Total Acreage	Gross Density DU/Acre	Density FAR	Special Project Category	LID Treatment Reduction Credit Available	List of LID Stormwater Treatment Systems	List of Non-LID Stormwater Treatment Systems
MLK & 16 th Street	City of Oakland	627 16 th Street	5/9/16	Approved Plans dated 5/9/16	7-story residential building with 140 units and enclosed parking	.53 acres	264 units/acre	N/A	<u>Category A</u> Downtown Create < .5 acres impervious surface, Non-auto related project Lot covered <u>Category B</u> N/A <u>Category C</u> N/A	<u>Category A</u> N/A <u>Category B</u> Total Credit=100% Density:>100 du/ac = 100% <u>Category C</u> N/A	Flow through planters (100%)	N/A
2305 Webster Street	City of Oakland	2305 Webster Street	02/07/2017	Approved Plans dated 03/08/2017	24-story mixed use building with 130 units, 2,855 sf commercial and enclosed parking	.27 acres	541 units / acre	N/A	<u>Category A</u> Downtown Create less than .5 acres of impervious surface, Non-auto related project Lot covered <u>Category B</u> N/A <u>Category C</u> N/A	<u>Category A</u> Total credit= 100% <u>Category B</u> N/A <u>Category C</u> N/A	Not applicable	Stormwater Filters (100%)

Project Name & No.	Permittee	Address	Application Submittal Date	Status	Description	Site Total Acreage	Gross Density DU/Acre	Density FAR	Special Project Category	LID Treatment Reduction Credit Available	List of LID Stormwater Treatment Systems	List of Non-LID Stormwater Treatment Systems
500 Grand Ave Residential Units	City of Oakland	500 Grand Ave	2/21/17	Approved Plans dated 10/27/2016	5-6 story residential building with 41 units, 4,000 sf of retail with enclosed parking spaces	0.33 acre	125 units /acre	N/A	<u>Category A</u> Downtown Create less than .5 acres of impervious surface, Non-auto related project Lot covered <u>Category B</u> N/A <u>Category C</u> NA	<u>Category A</u> Total credit= 100% <u>Category B</u> N/A <u>Category C</u> N/A	Bio-retention treatment (52%)	Stormwater Filters (48%)
People's Community Market	City of Oakland	3117-3129 San Pablo Ave	10/13/16	Approved Plans dated 01/10/2017	2-story 13,795 sf grocery store	0.98 acre	N/A	.81 FAR	<u>Category A</u> : Location: In CN, create less than .5 acres impervious surface, no surface parking 85% lot covered <u>Category B</u> : N/A <u>Category C</u> : N/A	<u>Category A</u> Total credit= 100% <u>Category B</u> N/A <u>Category C</u> N/A	N/A	Stormwater Filters (100%)

Project Name & No.	Permittee	Address	Application Submittal Date	Status	Description	Site Total Acreage	Gross Density DU/Acre	Density FAR	Special Project Category	LID Treatment Reduction Credit Available	List of LID Stormwater Treatment Systems	List of Non-LID Stormwater Treatment Systems
Oakland International Apartments	City of Oakland	105th Avenue and International Blvd	6/30/17	Approved Plans dated 10/14/2016	6-story building with 529 senior housing and enclosed parking	3.94 acres	N/A	2.4 FAR	Category A N/A Category B N/A Category C Location: Within 1/2 mile transit hub Non-auto related project Over minimum density	Category A N/A Category B N/A Category C Total credit= 70% Location: Within ¼ mile of transit = 50% Density:>2.0 = 10% parking = 10%	Not applicable	Mechanical Treatment (100%)
2800, 2820, 2855 Broadway	City of Oakland	2800,2820 2855 Broadway	4/19/16	Approved Plans dated 07/20/2017	2, 7-story mixed use buildings with 218 units and 18,00 sf commercial with enclosed parking	1.38 acres	160 units/acre	N/A	Category A N/A Category B Location Downtown Create less than .5 acres of impervious surface, Non-auto related project 85% lot covered Over minimum density Category C N/A	Category A N/A Category B Total Credit=100% Density:>100 du/ac = 100% Category C N/A	N/A	Mechanical Treatment (100%)

Project Name & No.	Permittee	Address	Application Submittal Date	Status	Description	Site Total Acreage	Gross Density DU/Acre	Density FAR	Special Project Category	LID Treatment Reduction Credit Available	List of LID Stormwater Treatment Systems	List of Non-LID Stormwater Treatment Systems
Webster and 12 th	City of Oakland	345 12 th street	5/5/16	Approved Plans dated 07/21/2016	2, 7-story mixed use developments. Building 1 includes 339 units and 24,600 sf commercial, Building 2 includes 77 units and 1,600 sf commercial with enclosed parking	1.72 acres	N/A	5.4 FAR	Category A N/A Category B N/A Category C Location: Within 1/2 mile transit hub Non-auto related project Over minimum density	Category A N/A Category B N/A Category C Total credit= 90% Location: Within ¼ mile of transit = 50% Density:>4.0 = 20% No parking = 20%	Flow through planters (10%)	Mechanical Treatment (90%)
1680 14 th Street	City of Oakland	1680 14 th Street	03/23/2016	Approved Plans dated 02/22/2016	Conversion of existing warehouse and new construction for 26 units and re-surface parking	.53 acre	49 units/ acre	N/A	Category A N/A Category B N/A Category C Location: Within 1/2 mile transit hub Non-auto related project Over minimum density	Category A N/A Category B N/A Category C Total credit= 35% Location: Within PDA = 25% Density:>30 units/acre = 10%	Flow through planters (65%)	Mechanical Treatment (35%)
40 th Street Apartments	City of Oakland	387 40 th Street	12/16/15	Approved Plans dated 06/03/16	Mixed Use new development of for 38 residential units and 1,760 sq. ft. of commercial	.33 acre	Mixed Use Project using FAR to comply per new 2016 regulation	2.8	Category A N/A Category B N/A Category C Location: Within 1/2 mile transit hub Non-auto related project Over minimum density	Category A N/A Category B N/A Category C Total credit= 60% Location: Within ¼ mile of transit = 50% Density:>30 du/ac= 30%	Bio-retention and pervious pavement (100%)	N/A

Project Name & No.	Permittee	Address	Application Submittal Date	Status	Description	Site Total Acreage	Gross Density DU/Acre	Density FAR	Special Project Category	LID Treatment Reduction Credit Available	List of LID Stormwater Treatment Systems	List of Non-LID Stormwater Treatment Systems
657 W Macarthur	City of Oakland	657 W Macarthur	05/06/2016	Approved Plans dated 07/27/2016	6-story mixed use project with 41 units, enclosed parking	.26 acre	1514 units/acre	N/A	<u>Category A</u> N/A <u>Category B</u> N/A <u>Category C</u> Location: Within a PDA Non-auto related project Over minimum density	<u>Category A</u> N/A <u>Category B</u> N/A <u>Category C</u> Total credit= 100% Location: Within a ¼ mile of transit location= 50% Density:>30 /acre = 10% Parking: No surface parking = 20%	Not applicable	Media Filtration Devices (100%)
451 28 th Street	City of Oakland	451 28 th Street	03/24/2017	Approved Plans dated 06/21/16	6-story residential project with 40 units and ground floor parking	.s27 acre	146 units/acre	N/A	<u>Category A:</u> N/A <u>Category B:</u> N/A <u>Category C:</u> Location: Within a PDA Density: Over minimum density Parking: No surface parking	<u>Category A</u> N/A <u>Category B</u> N/A <u>Category C</u> Total credit= 75% Location: Within PDA = 25% Density>100/acre = 30% Parking: No surface parking = 20%	Flow through planters (25%)	Storm water treatment vault (75%)

Project Name & No.	Permittee	Address	Application Submittal Date	Status	Description	Site Total Acreage	Gross Density DU/Acre	Density FAR	Special Project Category	LID Treatment Reduction Credit Available	List of LID Stormwater Treatment Systems	List of Non-LID Stormwater Treatment Systems
West Grand & Brush	City of Oakland	Corner of West Grand and Brush Street	7/10/14	Approval pending Plans dated 7/10/2014	Residential new development, 9 stories; 59 units, day care; covered parking	.40 acre	N/A	5.2 FAR	Category A N/A Category B N/A Category C Location: Within 1/2 mile transit hub Non-auto related project Over minimum density	Category A N/A Category B N/A Category C Total credit= 65% Location: Within PDA = 25% Density:>4.0 FAR = 20% Parking: No surface parking 20%	Flow through planters (65%)	Stormfilters (35%)
7 th and Campbell	City of Oakland	1676 7 th Street	3/1/16	Approval Pending; plans dated May 5, 2017	Mixed Use new development of for 134 residential units and 5,475 sq. ft. of commercial.	.71 acres	N/A	3.58	Category A N/A Category B N/A Category C Location: Within 1/2 mile transit hub Non-auto related project Over minimum density	Category A N/A Category B N/A Category C Total credit= 35% Location: Within ¼ to ½ mile of transit = 25% Density:>2.0 FAR = 10%	Bio-retention (100%)	Not applicable
1433 Webster	City of Oakland	1433 Webster	4/22/16	Approval Pending; plans dated 7/17/17	Mixed Use new development of for 176 residential units and 61,875 sq. ft. of commercial.	.36 acre	482.26 du/acre	Mixed Use Project using density to comply per new 2016 regulation	Category A Downtown Create less than .5 acres of impervious surface, Non-auto related project; Lot covered Category B N/A Category C N/A	Category A Total credit= 100% Category B N/A Category C N/A	Flow through planters (5%)	Media Filtration Treatment (95%)

Project Name & No.	Permittee	Address	Application Submittal Date	Status	Description	Site Total Acreage	Gross Density DU/Acre	Density FAR	Special Project Category	LID Treatment Reduction Credit Available	List of LID Stormwater Treatment Systems	List of Non-LID Stormwater Treatment Systems
2016 Telegraph Ave	City of Oakland	2016 Telegraph Ave	12/22/2016	Approval Pending; plans dated 05/11/2017	18-story mixed-use project with 230 units, 4,622 sq. ft. commercial and enclosed parking	.46 acre	498 units/acre	N/A	<u>Category A:</u> Location: In CBD, create less than .5 acres impervious surface, no surface parking 85% lot covered <u>Category B:</u> N/A <u>Category C:</u> N/A	<u>Category A</u> Total credit= 100% <u>Category B</u> N/A <u>Category C</u> N/A	Not applicable	Media Filtration Devices (100%)
Jenkins Court	City of Oakland	537-543 24 th Street	4/24/2017	Approval Pending; plans dated 04/24/2017	5-story residential building with 42 units, 24 live/work units and enclosed parking	.44 acre	151 units/acre	N/A	<u>Category A:</u> Location: In CBD, create less than .5 acres impervious surface, no surface parking 85% lot covered <u>Category B:</u> N/A <u>Category C:</u> N/A	<u>Category A</u> Total credit= 100% <u>Category B</u> N/A <u>Category C</u> N/A	Not applicable	Media Filtration Devices (100%)

Project Name & No.	Permittee	Address	Application Submittal Date	Status	Description	Site Total Acreage	Gross Density DU/Acre	Density FAR	Special Project Category	LID Treatment Reduction Credit Available	List of LID Stormwater Treatment Systems	List of Non-LID Stormwater Treatment Systems
Louise Lofts	City of Oakland	1450 32 nd Street	05/31/17	Approval pending; plans dated 05/30/2017	3-story mixed use project with 9 units, 10 live/work units and 2,500 sq. ft. commercial.	.5 acre	38 units/acre	N/A	<u>Category A</u> N/A <u>Category B</u> N/A <u>Category C</u> Location: Within a PDA Non-auto related project Over minimum density	<u>Category A</u> N/A <u>Category B</u> N/A <u>Category C</u> Total credit= 35% Location: Within a PDA= 25% Density:>30 /acre = 10%	Flow through planters (65%)	Stormdrain filters (35%)
550 27 th Street (Also known as 557 Merrimac)	City of Oakland	550 27 th Street	06/07/2017	Approval pending; plans dated 08/30/2017	6-story mixed use project with 42 units and enclosed parking	.331 acre	127 units/acre	N/A	<u>Category A</u> : Location: In RU-5, create less than .5 acres impervious surface, no surface parking 85% lot covered <u>Category B</u> : N/A <u>Category C</u> : N/A	<u>Category A</u> Total credit= 100% <u>Category B</u> N/A <u>Category C</u> N/A	Not applicable	Media Filtration Devices (100%)

Project Name & No.	Permittee	Address	Application Submittal Date	Status	Description	Site Total Acreage	Gross Density DU/Acre	Density FAR	Special Project Category	LID Treatment Reduction Credit Available	List of LID Stormwater Treatment Systems	List of Non-LID Stormwater Treatment Systems
1940 Webster Street	City of Oakland	1940 Webster Street	05/31/2017	Approval pending plans dated 7/28/17	7-story residential project with 173 units and enclosed parking	.59 acre	174 units/acre	N/A	Category A N/A Category B Location Downtown Create less than .5 acres impervious surface, Non-auto related project 85% lot covered Over minimum density Category C N/A	Category A N/A Category B Total Credit=100% Density:>100 du/ac = 100% Category C N/A	Not applicable	Stormwater Treatment Vault (100%)City
Henry J Kaiser Auditorium	City of Oakland	10 10 th Street	04/14/2017	Incomplete	Incomplete	Incomplete	Incomplete	Incomplete	Incomplete	Incomplete	Incomplete	Incomplete
325 7th Street Mixed-Use Podium	City of Oakland	325 7th Street	10/26/2017	Approval pending; plans dated 10/17/2016	6-story mixed-use project with 160 units, 11,243 sq. ft. commercial and enclosed parking	.81 acre	N/A	5.56	Category A N/A Category B N/A Category C Location: Within a PDA Non-auto related project Over minimum density	Category A N/A Category B N/A Category C Total credit= 65% Location: Within a PDA= 25% Density:>60 /acre = 20% No surface parking = 20%	Flow through planters (35%)	Perk filters (65%)

Project Name & No.	Permittee	Address	Application Submittal Date	Status	Description	Site Total Acreage	Gross Density DU/Acre	Density FAR	Special Project Category	LID Treatment Reduction Credit Available	List of LID Stormwater Treatment Systems	List of Non-LID Stormwater Treatment Systems
28 th and Adeline	City of Oakland	2715 Adeline	6/8/16	Approval pending; plans dated 6/8/16	Development of a 56,000 sq. ft. commercial building and surface parking	1.26 acres	N/A – Commercial building only	2.0	Category A N/A Category B N/A Category C Location: Within 1/2 mile transit hub Non-auto related project Over minimum density	Category A N/A Category B N/A Category C Total credit= 35% Location: Within ¼ to ½ mile of transit = 25% Density:>2.0 FAR = 20%	Flow through planters (65%)	Stormdrain filters (35%)
2401 Broadway	City of Oakland	2401 Broadway	08/08/2016	Approval pending; plans dated 7/25/17	7-story mixed use building with 72 units, 17,000 sq. ft. of commercial and a 159 room hotel commercial, 159 room hotel	1.21 acres	123 units/acre	N/A	Category A N/A Category B Location Downtown Create less than .5 acres impervious surface, Non-auto related project 85% lot covered Over minimum density Category C N/A	Category A N/A Category B Total Credit=100% Density: >100 du/ac = 100% Category C N/A	Not applicable	Stormfilter manhole (100%)

Project Name & No.	Permittee	Address	Application Submittal Date	Status	Description	Site Total Acreage	Gross Density DU/Acre	Density FAR	Special Project Category	LID Treatment Reduction Credit Available	List of LID Stormwater Treatment Systems	List of Non-LID Stormwater Treatment Systems
3300 Broadway	City of Oakland	3300 Broadway	01/05/2017	Approval pending; plans dated 08/04/2017	3-story mixed use building with 38 units	.38 acres	N/A	3.14 FAR	<u>Category A</u> Downtown Create less than .5 acres of impervious surface, Non-auto related project Lot covered <u>Category B</u> N/A <u>Category C</u> Location: Within 1/2 mile transit hub Non-auto related project Over minimum density	<u>Category A</u> Total credit= 100% <u>Category B</u> N/A <u>Category C</u> N/A	Not applicable	Stormwater Filters (100%)
2424 Webster Street Commercial Building	City of Oakland	2424 Webster Street	10/06/2016	Approval pending; plans dated 09/08/2016	6-story commercial with 69,000 sq. ft. of retail and office with enclosed parking	.27 acre	N/A	5.9 FAR	<u>Category A</u> : N/A <u>Category B</u> : N/A <u>Category C</u> : Location: within 1/2 mile of transit Density: >2.0 FAR Parking: non-auto related	<u>Category A</u> N/A <u>Category B</u> N/A <u>Category C</u> Total credit= 90% Location: 1/4mile of transit= 50% Density:>60 /acre = 20% No surface parking = 20%	Bio-retention treatment (10%)	Stormwater Manhole Filters (90%)

Project Name & No.	Permittee	Address	Application Submittal Date	Status	Description	Site Total Acreage	Gross Density DU/Acre	Density FAR	Special Project Category	LID Treatment Reduction Credit Available	List of LID Stormwater Treatment Systems	List of Non-LID Stormwater Treatment Systems
500 Lake Park Avenue	City Of Oakland	500 Lake Park Avenue	8/31/2016	Approval pending; plans dated 09/02/2016	6-story mixed-use project with 50 units, 3,000 sq. ft. commercial and enclosed parking	0.50 acre	100 units/acre	N/A	<u>Category A</u> N/A <u>Category B</u> Location Downtown Create less than .5 acres impervious surface, Non-auto related project 85% lot covered Over minimum density <u>Category C</u> N/A	<u>Category A</u> N/A <u>Category B</u> Total Credit=100% Density: >100 du/ac = 100% <u>Category C</u> N/A	Bio-retention and pervious pavement (100%)	N/A
34 th and San Pablo Family Housing	City of Oakland	3419-3431 San Pablo	05/04/2017	Approval pending; plans dated 04/25/2017	7-story mixed-use project with 60 units, 2,500 sq. ft. and enclosed parking	.35 acre	171 units/acre	N/A	<u>Category A</u> In CN Zone Create less than .5 acres of impervious surface, Non-auto related project Lot covered <u>Category B</u> N/A <u>Category C</u> Location: Within 1/2 mile transit hub Non-auto related project Over minimum density	<u>Category A</u> Total credit= 100% <u>Category B</u> N/A <u>Category C</u> N/A	Bio-retention treatment (50%)	Stormwater Filters (50%)

Project Name & No.	Permittee	Address	Application Submittal Date	Status	Description	Site Total Acreage	Gross Density DU/Acre	Density FAR	Special Project Category	LID Treatment Reduction Credit Available	List of LID Stormwater Treatment Systems	List of Non-LID Stormwater Treatment Systems
Lakehouse Commons	City of Oakland	101 E 12 th Street	12/27/2016	Approval pending	Mixed-use project with 2 buildings with 270 units and 91 units and enclosed parking	.92 acre	390 units/acre	N/A	<u>Category A:</u> N/A <u>Category B:</u> N/A <u>Category C:</u> Location: within ½ mile of transit Density: > 2.0 FAR Parking: non-auto related	<u>Category A</u> N/A <u>Category B</u> N/A <u>Category C</u> Total credit= 100% Location: 1/4mile of transit= 50% Density: > 100 /acre = 30% No surface parking = 20%	N/A	Stormwater Manhole Filters (100%)
Oakland Triangle	City of Oakland	1601 San Pablo Ave	03/07/2017	Approval pending; plans dated 03/07/2017	7-story mixed use building with 76 units and 4,467 sq. ft. of commercial and enclosed parking	.25 acre	N/A	11.2	<u>Category A</u> Downtown Create less than .5 acres of impervious surface, None auto related project Lot covered <u>Category B</u> N/A <u>Category C</u> Location: Within 1/2 mile transit hub Non-auto related project Over minimum density	<u>Category A</u> Total credit= 100% <u>Category B</u> N/A <u>Category C</u> N/A	N/A	Mechanical Treatment Vault (100%)

Project Name & No.	Permittee	Address	Application Submittal Date	Status	Description	Site Total Acreage	Gross Density DU/Acre	Density FAR	Special Project Category	LID Treatment Reduction Credit Available	List of LID Stormwater Treatment Systems	List of Non-LID Stormwater Treatment Systems
2044 Franklin Street	City of Oakland	2044 Franklin Street	02/23/2017	Incomplete	29-story mixed-use building with 184 units and 57,000 sq. ft. commercial with enclosed parking	.59 acre	317 units / acre	N/A	<u>Category A</u> N/A <u>Category B</u> Location Downtown Create less than .5 acres impervious surface, Non-auto related project 85% lot covered Over minimum density <u>Category C</u> N/A	<u>Category A</u> N/A <u>Category B</u> Total Credit=100% Density: >100 du/ac = 100% <u>Category C</u> N/A	N/A	Mechanical Treatment Vault (100%)

Special Projects Narrative

100% LID On-site Treatment is feasible for some projects listed above; exceptions include the following:

- 2015 Telegraph – Project is a Cat A project which allows a 100% LID reduction. Building takes up the entire site, minimal open space planters are inadequate size for the drainage area.
- 24th and Harrison – Project is a Cat B project which allows a 100% LID reduction. Building takes up the entire site, minimal open space planters are inadequate size for the drainage area.
- 19th and Harrison – Project is a Cat B project which allows a 100% LID reduction. Building takes up the entire site, minimal open space planters are inadequate size for the drainage area.
- 2084 Mountain Blvd – Project is a Cat A project which allows a 100% LID reduction. Building takes up the entire site, minimal open space planters are inadequate size for the drainage area.
- 570 21st Street – Project is a Cat A project which allows a 100% LID reduction. Building takes up the entire site, minimal open space planters are inadequate size for the drainage area.
- 3000 Broadway – Project is a Cat B project which allows a 100% LID reduction. Building takes up the entire site, minimal open space planters are inadequate size for the drainage area.
- 385 14th Street – Project is a Cat B project which allows a 100% LID reduction. Building takes up the entire site, minimal open space planters are inadequate size for the drainage area.
- The Union – Project is a Cat C project which allows a 100% LID reduction. Building takes up the entire site, minimal open space planters are inadequate size for the drainage area.
- 2305 Webster – Project is a Cat A project which allows a 100% LID reduction. Building takes up the entire site, minimal open space planters are inadequate size for the drainage area.
- 2800 Broadway – Project is a Cat B project which allows a 100% LID reduction. Building takes up the entire site, minimal open space planters are inadequate size for the drainage area.
- 1433 Webster – Project is a Cat C project which allows a 100% LID reduction. Building takes up the entire site, minimal open space planters are inadequate size for the drainage area.
- 2016 Telegraph – Project is a Cat A project which allows a 100% LID reduction. Building takes up the entire site, minimal open space planters are inadequate size for the drainage area.
- Jenkins Court – Project is a Cat A project which allows a 100% LID reduction. Building takes up the entire site, minimal open space planters are inadequate size for the drainage area.
- 657 W Macarthur – Project is a Cat A project which allows a 100% LID reduction. Building takes up the entire site, minimal open space planters are inadequate size for the drainage area.
- 1940 Broadway – Project is a Cat B project which allows a 100% LID reduction. Building takes up the entire site, minimal open space planters are inadequate size for the drainage area.
- 2044 Franklin – Project is a Cat B project which allows a 100% LID reduction. Building takes up the entire site, minimal open space planters are inadequate size for the drainage area.
- 2401 Broadway – Project is a Cat C project which allows a 100% LID reduction. Building takes up the entire site, minimal open space planters are inadequate size for the drainage area.
- 3300 Broadway – Project is a Cat A project which allows a 100% LID reduction. Building takes up the entire site, minimal open space planters are inadequate size for the drainage area.
- Lakehouse Commons Project is a Cat C project which allows a 100% LID reduction. Building takes up the entire site, minimal open space planters are inadequate size for the drainage area.

- Oakland Triangle - Project is a Cat A project which allows a 100% LID reduction. Building takes up the entire site, minimal open space planters are inadequate size for the drainage area.

C.3.j.ii.(2) ► Table A - Public Projects Reviewed for Green Infrastructure				
Project Name and Location⁴⁶	Project Description	Status⁴⁷	GI Included?⁴⁸	Description of GI Measures Considered and/or Proposed or Why GI is Impracticable to Implement⁴⁹
Peralta Hacienda Historical Park Phase 4A. 2465 34 th Ave.	Construct an outdoor structure framework for the 1821 adobe exhibit, adobe oven, and community banquet table.	Bid-Award Phase	No	Project Area is less than 10,000 sq. ft. Total gain of impervious area is 1,061 sq. ft.

C.3.j.ii.(2) ► Table B - Planned and/or Completed Green Infrastructure Projects			
Project Name and Location⁵⁰	Project Description	Planning or Implementation Status	Green Infrastructure Measures Included
None at this time			

⁴⁶ List each public project that is going through your agency’s process for identifying projects with green infrastructure potential.

⁴⁷ Indicate status of project, such as: beginning design, under design (or X% design), projected completion date, completed final design date, etc.

⁴⁸ Enter “Yes” if project will include GI measures, “No” if GI measures are impracticable to implement, or “TBD” if this has not yet been determined.

⁴⁹ Provide a summary of how each public infrastructure project with green infrastructure potential will include green infrastructure measures to the maximum extent practicable during the permit term. If review of the project indicates that implementation of green infrastructure measures is not practicable, provide the reasons why green infrastructure measures are impracticable to implement.

⁵⁰ List each planned (and expected to be funded) public and private green infrastructure project that is not also a Regulated Project as defined in Provision C.3.b.ii. Note that funding for green infrastructure components may be anticipated but is not guaranteed to be available or sufficient.

Section 4 – Provision C.4 Industrial and Commercial Site Controls

Program Highlights and Evaluation

Highlight/summarize activities for reporting year:

See the Provision C.4 Industrial and Commercial Site Control section of the Alameda Countywide Clean Water Program (ACCWP) FY 2016-2017 Annual Report for a description and summary of Program activities.

Summary:

The City's estimated goal for total Industrial and Commercial Business Stormwater Inspections conducted for FY 2016-2017 was 1,000 inspections. During the FY 2016-2017 reporting period, the City met the FY goals and conducted a total of 1,049 inspections at 1,029 facilities.

These commercial facility stormwater inspections include the following:

1. Review Stormwater Pollution Prevention Plan (SWPPP,) if applicable.
2. Review and compare stormwater monitoring results to stormwater benchmarks set forth in the SWPPP.
3. Evaluate current best management practices (BMPs) in use and determine whether they are appropriate and/or adequate for the facilities' operation.
4. Recommend/require additional or upgrades to the existing BMPs and provide examples and potential options/upgrades to be implemented.
5. Inspect ancillary property for significant amounts of trash.

Small unlicensed automotive repair operations continue to be problematic, while large numbers of unlicensed car wash facilities appear to be on the rise.

Unlicensed automotive repair operations are conducted in the right-of-way and backyards, driveways, and garages of private properties/residences, and therefore are not properly equipped to handle discharge of hazardous waste. Small licensed automotive repair facilities also continue to be a problem because of illicit discharges.

The City contracts with an environmental consulting firm to conduct approximately 40 % of its annual industrial and commercial business stormwater inspections. The environmental consultant conducted 484 inspections at businesses pre-determined to have a potential to impact stormwater during FY 2016-2017. In addition to small unlicensed automotive repair businesses, the City has been experiencing an increase in car wash facilities.

C.4.b.iii ► Potential Facilities List

List below or attach your list of industrial and commercial facilities in your Inspection Plan to inspect that could reasonably be considered to cause or contribute to pollution of stormwater runoff.

See Attachment C.4.1 for the City of Oakland's List of Potential Facilities for FY 2017-2018

C.4.d.iii.(2)(a) & (c) ► Facility Inspections		
Fill out the following table or attach a summary of the following information. Indicate your reporting methodology below.		
X	Permittee reports multiple discrete potential and actual discharges as one enforcement action.	
	Permittee reports the total number of discrete potential and actual discharges on each site.	
	Number	Percent
Total number of inspections conducted (C.4.d.iii.(2)(a))	1,049	
Number of enforcement actions or discreet number of potential and actual discharges	48	
Violations Enforcement actions or discreet number of potential and actual discharges resolved within 10 working days or otherwise deemed resolved in a longer but still timely manner (C.4.d.iii.(2)(c))	48	100%
Comments: The City of Oakland conducted stormwater inspections of the following facilities during FY 2016-2017 including all Notice of Intent (NOI) Facility stormwater inspections under the City's jurisdiction.		
Business Type	Number of Inspections Conducted	
Automotive Related Business	328	
Construction Related Businesses	10	
Food Related Businesses	234	
Fueling Facilities	107	
Grocery / Convenient Store	117	
Manufacturing/ Industrial	30	
Miscellaneous	103	
NOI Facilities	70	
Re-Inspection	20	
Response to Complaints	30	
TOTAL INSPECTIONS	1,049	
All potential violations and violations were resolved within 10 working days or less. Potential violations and/or minor violations were addressed immediately. All others for which written violation notifications were given were resolved within 10 working days.		

C.4.d.iii.(2)(b) ► Frequency and Type of Enforcement Conducted

Fill out the following table or attach a summary of the following information.

	Enforcement Action (as listed in ERP) ¹	Number of Enforcement Actions Taken
Level 1	Verbal Warning	35
Level 2	Warning Notice	12
Level 3	Administrative Action w/Monetary Fines	0
Level 4	Referral to the City Attorney and/or County District Attorney's Office	1
Total		48

Summary:

On October 21, 2016, Oakland Fire Department – Fire Prevention Bureau (OFD-FPB) staff responded to a Response to Complaint at 3268 Grand Avenue. Upon inspection, an illicit discharge of cement material was identified. The inspector conducted enforcement, and required the contractor to immediately stop the construction activity and abate the situation. The contractor complied.

This case was referred to both the City of Oakland City Attorney's Office and the Alameda County District Attorney to determine if additional actions could be taken against the contractor. Additional actions or enforcement for this incident were not conducted by either the City or County since legal actions are usually only taken against contractors with recurring offences. Both offices recommended that this company be monitored to determine if similar incidents occur from the same contractor, and to document a history of non-compliance.

C.4.d.iii.(2)(d) ► Frequency of Potential and Actual Non-stormwater Discharges by Business Category

Fill out the following table or attach a summary of the following information.

Business Category²	Number of Actual Discharges	Number of Potential Discharges
Auto Repair and Service	5	10
Automotive Miscellaneous	0	1
Food Related Businesses/Restaurants	2	5
Gas Station	0	3
Grocery	0	0

¹Agencies to list specific enforcement actions as defined in their ERPs.

²List your Program's standard business categories.

Business Category ²	Number of Actual Discharges	Number of Potential Discharges
Industrial	0	5
NOI Permits	0	3
Miscellaneous	5	9

C.4.d.iii.(2)(e) ▶ Non-Filers

List below or attach a list of the facilities required to have coverage under the Industrial General Permit but have not filed for coverage:

There were no Non-Filers identified during FY 2016-2017.

C.4.e.iii ▶ Staff Training Summary						
Training Name	Training Dates	Topics Covered	No. of Industrial/ Commercial Site Inspectors in Attendance	Percent of Industrial/ Commercial Site Inspectors in Attendance	No. of IDDE Inspectors in Attendance	Percent of IDDE Inspectors in Attendance
<i>Stormwater Business Inspectors Workshop: Strategies for Control of Illicit Discharges from Mobile Businesses</i>	March 14, 2017	<ul style="list-style-type: none"> • Countywide Tracking of Mobile Businesses • Coordination with the DA's Environmental Crimes Task Force • Inspecting Mobile Food Trucks • Inspection Procedures • Illicit Discharge Detection and Elimination • Urban Runoff Pollution Prevention • Appropriate BMPs 	1	100%	3	100%
<i>Inspecting Industrial/Commercial Facilities for Pollutants of Concern (POCs) Copper (Cu), Mercury (Hg) and Polychlorinated Biphenyls (PCBs)</i>	Required PowerPoint self-training module/ session to be completed by inspection staff annually	Inspection tools for POCs Cu, Hg and PCBs encountered when conducting industrial/commercial business stormwater inspections	1	100%	3	100%

Comments:
Approximately 40% of the City's Business Stormwater Inspections are conducted through a City contract with an environmental consulting firm. Prior to the start of FY 2015-2016 inspections, 5 staff members from the City's environmental consulting firm attended the ACCWP Stormwater Business Inspection Workshop to make inspection methods consistent.

Section 5 – Provision C.5 Illicit Discharge Detection and Elimination

Program Highlights and Evaluation
 Highlight/summarize activities for reporting year:

Provide background information, highlights, trends, etc.

Summary:
Illicit discharge inspection staff performs inspections and enforcement of incidents identified by complaints and field identified issues. Resources such as aerial maps, sewer sheets, and Geographic Information System (GIS) are readily available, and enable staff to quickly and accurately locate the source of the illicit discharge. Additionally, City staff use mobile technological resources such as cell phones and tablet computers, mobile applications, and GIS maps to aid in expediting the inspection process. In addition, the City of Oakland Public Works (OPW) Department - Maintenance staff and equipment are available to assist in more complex inspection of storm drain infrastructure.

City staff in the OPW – Storm Drain Maintenance Section conducts inspection, monitoring, and maintenance of the storm drain collection system. The City also conducts inspections of survey/screening point locations (creeks and flood control channels) to enhance the storm collection system screening program. City staff participates in the Industrial and Illicit Discharge Control Subcommittee (I&IDC) and the Municipal Maintenance Subcommittee and associated work groups of the Alameda Countywide Clean Water Program (ACCWP).

City of Oakland continues to maintain a variety of stormwater infrastructure types (including weirs, tree wells, storm drain [SD] inlets, SD inlet baskets, SD inlet screens, culvert and storm pipes, manholes, “V” ditches, pump stations, and continuous deflective separation [CDS] trash collection units). The main function of the stormwater infrastructure is to convey stormwater and prevent flooding. An indirect function of the City’s stormwater infrastructure includes the improvement of water quality by collecting and removing trash, organic material, and other types of debris before it enters nearby waterbodies (creeks, estuary and lakes such as Lake Merritt, and the San Francisco Bay).

A summary of maintenance conducted in the FY 2016-2017 reporting period on the City’s storm drain system by City staff is shown below.

Maintenance Activity	Work Conducted
Clean/Maintain/Service SD Structure (SD Inlets and Sidewalk Underdrains)	8,932 Structures
Clean Stormwater Pipes	18.2 miles
Inspect/Service Pump Stations (3 Locations)	80
Service Trash Collection Devices (Weirs, CDS Units, Inlet Baskets, Inlet Screens)	134
Stormwater Pipe Spot Repairs	15
Maintain/Service SD V-Ditches	2,116 linear feet
Resolve Flooding Incidents	455 locations
Televis Stormwater Pipes	5,922 linear feet

See the Provision C.5 Illicit Discharge Detection and Elimination section of the ACCWP FY 2016-2017 Annual Report for a summary and description of activities at the countywide or regional level.

C.5.c.iii ► Complaint and Spill Response Phone Number

Summary of any changes made during FY 16-17:

No Changes from FY 2015-2016.

Oakland Fire Department – Hazardous Materials Dispatch
 (510) 444-3322 or “911”

Public Works Department – Call Center Hotline
 (510) 615-5566

C.5.d.iii.(1), (2), (3) ► Spill and Discharge Complaint Tracking

Spill and Discharge Complaint Tracking (fill out the following table or include an attachment of the following information)

	Number	Percentage
Discharges reported (C.5.d.iii.(1))	27 See Comment 1	
Discharges reaching storm drains and/or receiving waters (C.5.d.iii.(2))	10 See Comment 1	37%
Discharges resolved in a timely manner (C.5.d.iii.(3))	10 See Comment 1	100%

Comments:

- During FY 2016-2017, 37 illicit discharges were reported to the City. Of the 37 reported illicit discharge cases, 5 of the cases were duplicate reports (incidents reported multiple times) and 5 cases were misreported illicit discharge cases (i.e. no discharge observed and watershed/creek issue(s) misreported as an illicit discharge). A total of 27 illicit discharge incidents (37 initial reported incidents minus 4 duplicative reported and 5 misreported illicit discharge incidents) are summarized below.

Ten of the illicit discharge cases reached local receiving waters by flowing into a storm drain or directly into the receiving water, and were categorized as follows:

- A. Not a Potential or Actual Discharge/Violation (allowed discharge [i.e. property drainage system, exempt discharges, etc.]) – 4 incidents
- B. Unsubstantiated (not found/located in the field) cases – 6 incidents
- C. Unresolved (discharge observed, but no source was identified) – 3 incidents
- D. Potential Illicit Discharges (illicit discharges to street or sidewalk, but no discharge to storm drain system or nearby receiving water) – 4 incidents

These illicit discharge cases were either resolved or abated/cleaned up immediately or prior to 10 business days (and prior to any subsequent rain events).

- E. Actual Illicit Discharges to storm drain system or nearby receiving water – 10 incidents

These illicit discharge cases were either resolved or abated/cleaned up immediately or prior to 10 business days (and prior to any subsequent rain events).

The illicit discharges listed above do not include Hazardous Materials responses conducted the Oakland Fire Department (OFD) Hazardous Materials (Haz Mat) Response Teams or Sanitary Sewer Overflow (SSO) responses conducted by Public Works Agency (PWA) Sanitary Sewer Maintenance.

Hazardous Materials Response

OFD Haz Mat operates under policies that implement standard operating procedure (SOP) and protocols that require staff to respond to reported discharges within 24-48 hours from the time the incident is reported. Response to reported discharges are prioritized by the type / volume of material discharged and the location of the discharge (e.g., discharges close to highly sensitive areas). Discharges to storm drains and/or receiving waters are prioritized as a top priority for immediate response. All members of the Oakland Fire Department (OFD) receive initial Hazardous Material First Responder Operational (FRO) training at the Recruit Academy and take annual refresher FRO training. The curriculum meets the requirements of the Federal HAZWOPER standards, and OSHA training requirements under 29 CFR 1910.120 (q). In addition, it meets the NFPA 472 Standards for Professional Competence of Responders to Hazardous Materials, First Responder Operations Level.

SSO Response

SSO Response is conducted by Sanitary Sewer Maintenance of the Oakland Public Works Department. Sanitary Sewer Overflow incidents are reported separately to the CA RWQCB, and are not included in this Annual Report.

Continuing Investigation and Inspection

In July 2016, the City received a report from SF Bay RWQCB staff of an illicit discharge (of sewage) into Lake Merritt located at an outfall discharge storm drain pipe at the end of 21st Street at Harrison Street. In response to the report, City staff initiated an extensive investigation to determine the source of the material discharged into Lake Merritt. Although, an illicit discharge of concrete was identified in nearby storm drain infrastructure, a source of sewage was not identified. The City continued to make a substantial effort to identify a source by monitoring and inspecting storm drain

infrastructure located one square mile upstream of the discharge point into Lake Merritt. The following is a summary of actions that the City of Oakland has taken to investigate the source of the unknown discharge at Lake Merritt outfall (Outfall #54) located on Harrison Street at 21st Street.

Between July 2, 2016 and August 29, 2016, City staff conducted the following actions to investigate and determine the source of this discharge of unknown material.

1. Investigation, inspection, and follow-up enforcement of multiple reported illicit discharge cases throughout the duration of the reported intermittent illicit discharge incidents
2. Inspection (including opening manholes and inspection of main lines) of nearby storm drain and sanitary sewer infrastructure on more than 7 separate days
3. Dye testing of two separate sections of sanitary sewer infrastructure in the vicinity of the impacted storm drain outfall into Lake Merritt.
4. CCTV of nearby sanitary sewer infrastructure to check the integrity of the sanitary sewer system and to ensure no cross connections.
5. Visual inspection a monitoring of discharge flow located behind the containment boom at Outfall #54 on more than 17 separate dates.

The investigative actions described above did not result in the identification of the reported discharge, but they enabled City staff to identify infrastructure in need of repair and/or maintenance, and led to follow-up actions including:

1. Water quality sampling and analysis of lake water within the containment boom area at Outfall #54
2. Clean out of the impacted surficial areas located behind the floating containment boom of Outfall #54 in Lake Merritt with a Hydroflusher/VAC truck
3. Clean out (hydro-flush) of 3 separate segments of the sanitary sewer main in the nearby area impacted outfall
4. Identification and repair (grouting and resealing) of a sanitary sewer manhole requiring maintenance located on 21st Street
5. Review and evaluation of past historical storm drain infrastructure design

The City continues to monitor and inspect discharge Outfall #54 into Lake Merritt on a periodic or complaint basis in FY 2017-2018. Additionally, the City has implemented an increased frequency of active monitoring of the storm drain and sanitary sewer infrastructure in the area of this discharge point. Should any issues or additional occurrences be observed, the City will reactivate a similar response described above to determine the source of the illicit discharge. The City is committed to resolving this intermittent discharge into Lake Merritt.

C.5.e.iii.(1) ► Control of Mobile Sources

(a) Provide your agency's minimum standards and BMPs for various types of mobile businesses (C.5.e.iii.(1)(a))

City staff has participated in the ACCWP I&IDC Subcommittee and associated work groups to develop a countywide mobile business inventory, standards for conducting inspection/enforcement, and Best Management Practice (BMP) materials for mobile businesses.

Countywide Mobile Business Inventory

The ACCWP I&IDC Subcommittee created a mobile business inventory by conducting internet searches of websites such as Google, Yelp, Angie's List, yellowpages.com, and independent trade organizations to identify mobile businesses that may operate in the County. Surface cleaners registered with the Bay Area Stormwater Management Agencies Association (BASMAA) and mobile businesses identified from business lists (if available) compiled by individual municipalities and agencies were also included. This list of mobile businesses was then compared to

similar mobile business lists compiled by regional stormwater programs including, but not limited to, the Contra Costa Clean Water Program, the San Mateo Countywide Water Pollution Prevention Program, the Marin County Stormwater Pollution Prevention Program, and the Santa Clara Valley Urban Runoff Pollution Prevention Program to ensure that mobile businesses that may be operating in nearby surrounding areas were also included in a master mobile business inventory (Attachment C.5.1).

This inventory will be used to provide outreach and education materials (e.g., the appropriate ACCWP Tip Sheets) to mobile businesses operating in the County.

Inspection/Enforcement Standards

The City has developed its inspection and enforcement strategy for mobile businesses by utilizing guidance, tools and resources developed by the ACCWP. These standards are described in detail below.

Development of BMP Materials

BMP materials developed by the ACCWP for mobile businesses were focused on the mobile automobile washing, power washing, steam cleaning, carpet cleaning, and pet care provider industries and include BMPs titled:

- Tips for Mobile Businesses
- Tips for Carpet Cleaners
- Tips for Pet Care Providers
- Tips for Surface Cleaning & Power Washing
- Fundraising Car Washes

Please see the Provision C.5 Illicit Discharge Detection and Elimination section of the ACCWP FY 2016-2017 Annual Report for a description of activities at the countywide level.

(b) Provide your agency's enforcement strategy for mobile businesses (C.5.e.iii.(1)(b))

The City has participated in the ACCWP I&IDC Subcommittee and associated work groups to assist in the development of inspection and enforcement guidelines and processes to be implemented by co-permittees of the ACCWP.

One major tool and resource developed by the ACCWP has included the involvement of the Alameda County District Attorney's (ACDA's) office in the referral of mobile businesses with existing enforcement to the ACDA's office and maintaining an active list of mobile businesses operating and/or referred by various ACCWP municipalities and agencies. The Deputy District Attorney and Environmental Crimes Inspectors with the Consumer and Environmental Protection Division of the ACDA's office has committed their staff and resources to assist the ACCWP members and the City with referral of mobile businesses to the ACDA's office for potential additional inspection/enforcement, and maintenance of an active list of mobile businesses operating in Alameda County and/or referred to their offices.

If an individual mobile business receives more than one enforcement action from any of the various jurisdictions in Alameda County, the ACDA's office will consider this as a high potential for additional enforcement by their staff. The City has had a long-standing relationship with the ACDA's office, and worked collaboratively on past enforcement cases. The City and ACDA's office have implemented an informal process for case referral.

<p>The City has revised its enforcement process for mobile businesses, and City inspectors are trained to follow the steps below:</p> <ol style="list-style-type: none"> 1. Conduct inspection 2. Conduct enforcement (as necessary) 3. Provide education and outreach materials 4. Record mobile business contact information 5. Refer case to ACDA's office using Referral Form created by the ACDA's office for potential additional enforcement 6. Provide mobile business contact information to both the ACCWP and ACDA's office for updating mobile business inventories <p>Inspection and enforcement of mobile businesses in Oakland are complaint driven, and handled and tracked as an illicit discharge.</p>	
<p>(c) Provide a list and summary of the specific outreach events and education conducted by your agency to the different types of mobile businesses operating within your jurisdiction (C.5.e.iii.(1)(c))</p>	
<p>City staff participated in the ACCWP I&DC Subcommittee and associated work groups to assist in the development of BMP materials and Tip Sheets for mobile businesses.</p> <p>Letters and e-mails were sent by the ACCWP to mobile businesses of targeted industries that may be operating in the City and identified on the Countywide Mobile Business Inventory List. This outreach and education material included a letter and a Tip Sheet / BMP to mobile businesses, and provided general information about stormwater pollution, regulations, and guidelines to prevent stormwater impacts related to mobile businesses.</p> <p>The targeted mobile business industries included mobile automobile washing, power washing, steam cleaning, carpet cleaning, and pet care providers in Alameda County, and the letter/e-mail correspondences were sent to:</p> <ul style="list-style-type: none"> • Owners of mobile businesses • Owners of mobile pressure washing businesses • Owners of mobile carpet cleaning businesses • Owners of mobile pet care provider businesses <p>The City will continue to attempt to identify future outreach and education opportunities related to mobile business, and has discussed the use of social media platforms and distribution of newly created materials at local events/festivals. In the past, the City has participated in successful campaigns to conduct outreach and education for other stormwater issues and distribute stormwater pollution prevention messages by using local news publications, billboards, public service announcements, and distribution of materials at local events, festivals, and sporting events.</p>	
<p>(d) Provide number of inspections conducted at mobile businesses and/or job sites in 2016-2017 (C.5.e.iii.(1)(d)):</p>	<p>3</p>

(e) Discuss enforcement actions taken against mobile businesses in 2016-2017 (C.5.e.iii.(1)(e))

As described in Section C.5.e.iii.(1)(b) above, the City classifies and handles mobile business stormwater complaints as illicit discharges to storm drain, follows the described protocols, and will conduct inspection and enforcement as necessary when reported. Most of the reported stormwater quality issues from mobile business industries are received directly through complaints made by the public, other municipalities, and regulatory agencies. Another method of identifying is field identification while conducting other field work.

Inspections and enforcement of mobile business stormwater complaints is a particularly difficult task due to mobility of the operations and the business entity may be operating in the City while the business headquarters or commissary in another jurisdiction. Three stormwater issues for Mobile Businesses were reported to the City in FY 2016-2017-

1. Pressure Washing

A bus shelter was pressure washed by a City contractor without the proper implementation of Best Management Practices (BMPs). An inspection was conducted, and the contractor was required to immediately implement BMPs (i.e. dry sweep, discontinue use of detergent, use minimum amounts of water, berm street and nearby storm drain inlet, and retain/recover water using their equipment).

This enforcement of this case was handled through the City's contract with the business since contractual language contains provisions for methods for cleanup of bus shelter.

2. Mobile Food Truck

A mobile food truck complaint was reported to the City for a mobile food truck conducting cleanout and washing the vehicle in a residential area. Multiple inspections were made at this location, but the mobile food truck was not observed during inspections. Nearby storm drains were observed during these inspections, and nothing abnormal was noted.

No information for the mobile food truck was provided. If this information had been provided the City would have forwarded this contact information to the ACCWP I&IDC Subcommittee for inclusion on the ACCWP list of mobile businesses operating in Alameda County for local and regional mobile business inventory listing, to the ACDA offices for additional monitoring and potential additional future enforcement, and to the Alameda County Department of Environmental Health for follow-up inspection, enforcement, and potential operating permit revocation for non-compliance.

(f) List below or attach the list of mobile businesses operating within your agency's jurisdiction (C.5.e.iii.(1)(f))

See Attachment C.5.1 (List of Mobile Businesses Potentially Operating in the City of Oakland) that was developed by the ACCWP I&IDC Subcommittee.

(g) Provide a list and summary of the county-wide or regional activities conducted, including sharing of mobile business inventories, BMP requirements, enforcement action information, and education (C.5.e.iii.(1)(g))

See the Provision C.5 Illicit Discharge Detection and Elimination section of the ACCWP FY 2016-2017 Annual Report for a description of activities at the countywide level.

Section 6 – Provision C.6 Construction Site Controls

C.6.e.iii.3.a, b, c,d ▶ Site/Inspection Totals			
Number of active Hillside Sites (sites disturbing < 1 acre of soil requiring storm water runoff quality inspection) (C.6.e.iii.3.a)	Number of High Priority Sites (sites disturbing < 1 acre of soil requiring storm water runoff quality inspection) (C.6.e.iii. 3.c)	Number of sites disturbing ≥ 1 acre of soil (C.6.e.iii.3.b)	Total number of storm water runoff quality inspections conducted (include only Hillside Sites, High Priority Sites and sites disturbing 1 acre or more) (C.6.e.iii. 3.d)
There were no active Hillside Sites	131	11	770
Comments:			

C.6.e.iii.3.e ► Construction Related Storm Water Enforcement Actions

	Enforcement Action (as listed in ERP) ¹	Number Enforcement Actions Issued
Level 1 ²	Verbal Notice	111
Level 2	Correction Notice	40
Level 3	Stop Work Order	0
Level 4	Legal Action	0
Total		151

C.6.e.iii.3.f, ► Illicit Discharges

	Number
Number of illicit discharges, actual and those inferred through evidence at hillside sites, high priority sites and sites that disturb 1 acre or more of land (C.6.e.iii. 3.f)	1

C.6.e.iii.3.g ► Corrective Actions

Indicate your reporting methodology below.	
<input checked="" type="checkbox"/>	Permittee reports multiple discrete potential and actual discharges as one enforcement action.
<input type="checkbox"/>	Permittee reports the total number of discrete potential and actual discharges on each site.
	Number
Enforcement actions or discrete potential and actual discharges fully corrected within 10 business days after violations are discovered or otherwise considered corrected in a timely period (C.6.e.iii. .3.g)	151
Total number of enforcement actions or discrete potential and actual discharges for the reporting year	151
Comments: As reflected on the spreadsheet provided, most violations observed were corrected within the same or next day.	

¹Agencies should list the specific enforcement actions as defined in their ERPs.

²For example, Enforcement Level 1 may be Verbal Warning.

C.6.e.iii.(4) ► Evaluation of Inspection Data

Describe your evaluation of the tracking data and data summaries and provide information on the evaluation results (e.g., data trends, typical BMP performance issues, comparisons to previous years, etc.).

Description: The number of construction inspections completed in FY 2016-2017 (775 at 172 project sites) is substantially more than the number of construction inspections conducted in FY 2015-2016 (192 at 54 sites, about a 325% increase). The number of violations observed during inspections almost doubled from the previous fiscal year with 155 violations in FY 2016-2017 and 87 violations in FY 2015-2016 (this is an increase of 78%). The number of active construction sites increased by 266% from 47 sites in FY 2015-2016 to 172 sites in FY 2016-2017. The rapid rate of development and a concerted effort by inspection staff were the main reasons for the increase in the number of inspections and observed violations. These data also demonstrate our effort to visit sites more frequently than in FY 2015-2016 and suggest that inspection staff have continued to issue enforcement in a manner consistent with the Enforcement Response Plan from one year to the next.

Ninety-eight percent of all violations were corrected within 10 business days or otherwise considered timely.

Consistent with previous years, sediment control and good site management were the most common BMP violation categories. Inadequate BMPs in those two categories made up close to 95% of the violations issued.

C.6.e.iii.(4) ► Evaluation of Inspection Program Effectiveness

Describe what appear to be your program’s strengths and weaknesses, and identify needed improvements, including education and outreach.

Description: City staff continued to implement a thorough, year-round, construction inspection program, completing 775 inspections in FY 2016-2017. The increase in the number of inspections is likely the result of the improved effort to revisit problem sites and the improved economy, leading more developers to apply for grading permits. The number of sites inspected in FY 2016-2017 was consistent with the increase of the number of active construction sites. This correlation between the increase in violations and increase of sites inspected demonstrates inspection staff’s consistency in following the Enforcement Response Plan.

City staff participated in updating the construction BMPs and worked closely with the Alameda Countywide Clean Water Program (ACCWP) in FY 2016-2017 to ensure the City was prepared to meet MRP Provision C.6 requirements more effectively.

Inspection program staff attended a half-day construction site inspection training workshop hosted by ENGEO in last year. Training topics at the workshop included regulatory requirements, inspecting construction site BMPs, and changes under the MRP. Attendees included inspection staff, supervisors, and program support staff that have a primary role in the City’s construction storm-water inspection program.

C.6.e.iii.3.a, b, c,d ▶ Site/Inspection Totals			
Number of active Hillside Sites (sites disturbing < 1 acre of soil requiring storm water runoff quality inspection) (C.6.e.iii.3.a)	Number of High Priority Sites (sites disturbing < 1 acre of soil requiring storm water runoff quality inspection) (C.6.e.iii. 3.c)	Number of sites disturbing ≥ 1 acre of soil (C.6.e.iii.3.b)	Total number of storm water runoff quality inspections conducted (include only Hillside Sites, High Priority Sites and sites disturbing 1 acre or more) (C.6.e.iii. 3.d)
0	1	7	158
<p>Comments: See Attachment C.6.2 for Summary of Construction Site Control Inspections – Public Projects FY 2016-2017. Capital Improvement Projects for the City of Oakland are inspected on a regular basis by staff. When projects require a Notice of Intent (NOI) in accordance with National Pollutant Discharge Elimination System (NPDES) requirements, the City also requires the periodic Best Management Practice (BMP) reports from the Contractor’s Qualified SWPPP [Stormwater Pollution Prevention Plan] Practitioner (QSP), in addition to staff’s regular reports which include observations related to stormwater runoff issues, as appropriate.</p> <p>One high priority project reported in Attachment C.6.2 required staff daily inspections and was related to an emergency sinkhole repair project at E. 27th Street, 1003393. An existing storm drain system located at E. 27th Street and Barry Place was compromised by heavy storm runoff. A sinkhole developed in the roadway causing excessive discharges into an adjacent creek (Sausal Creek). The City hired a contractor to stabilize the site quickly and restore the storm drain system. Daily inspections were conducted and reports were prepared.</p>			

C.6.e.iii.3.e ► Construction Related Storm Water Enforcement Actions

	Enforcement Action (as listed in ERP) ³	Number Enforcement Actions Issued
Level 1 ⁴	Verbal Notice	41
Level 2	Field Order	11
Level 3	Non-Compliance Form / Letter	0
Level 4	Default / Termination of Contract	0
Total		52

C.6.e.iii.3.f. ► Illicit Discharges

	Number
Number of illicit discharges, actual and those inferred through evidence at hillside sites, high priority sites and sites that disturb 1 acre or more of land (C.6.e.iii. 3.f)	0

C.6.e.iii.3.g ► Corrective Actions

Indicate your reporting methodology below.	
<input type="checkbox"/>	Permittee reports multiple discrete potential and actual discharges as one enforcement action.
<input checked="" type="checkbox"/>	Permittee reports the total number of discrete potential and actual discharges on each site.
	Number
Enforcement actions or discrete potential and actual discharges fully corrected within 10 business days after violations are discovered or otherwise considered corrected in a timely period (C.6.e.iii. .3.g)	52
Total number of enforcement actions or discrete potential and actual discharges for the reporting year	52
Comments: All enforcement actions were resolved within 10 days.	

³Agencies should list the specific enforcement actions as defined in their ERPs.

⁴For example, Enforcement Level 1 may be Verbal Warning.

C.6.e.iii.(4) ► Evaluation of Inspection Data

Describe your evaluation of the tracking data and data summaries and provide information on the evaluation results (e.g., data trends, typical BMP performance issues, comparisons to previous years, etc.).

Description: **The City of Oakland had seven (7) high-risk projects compared to last year's six (6) total. Due to an above average rainfall total, the number of reported violations doubled from 67 to 138. However, the violations observed were mostly minor BMP deficiencies. In addition, staff have shown a higher level of awareness of BMP deficiencies and have improved violation tracking and correction by issuing and following up on verbal and written notices to contractors. Even during a challenging winter, the prevalence of minor, as opposed to major, BMP deficiencies also shows that contractors are making more of an effort to adhere to permit requirements. All violations were addressed well within the 10 days.**

C.6.e.iii.(4) ► Evaluation of Inspection Program Effectiveness

Describe what appear to be your program's strengths and weaknesses, and identify needed improvements, including education and outreach.

Description
In FY 2016-2017, the staffing level remained consistent, and we continue to operate under the same established procedures. The general BMP checklist incorporated in the City's daily report inspection template is an effective tool in reminding staff to document observations of construction site maintenance and storm water issues. The increased level of awareness through annual trainings and periodic staff meeting discussions of SWPPP and C.6 compliance issues also enable staff to communicate with contractors to resolve BMP deficiencies and to conduct consistent enforcement. We will continue to obtain training and coordinate with our Watershed Division staff on compliance issues as needed.

C.6.f.iii ► Staff Training Summary

Training Name	Training Dates	Topics Covered	No. of Inspectors in Attendance
Grey Water, Rain Catchment, & Green Building - Napa Solano International Code Chapter	6/30/16	System design, allowable uses, water quality requirements, protection of potable water systems, materials and methods.	2
Construction Inspector Training with the County	12/7/16	C.6 Training	8

Section 7 – Provision C.7. Public Information and Outreach

C.7.b.i.1 ► Outreach Campaign

Summarize outreach campaign. Include details such as messages, creative developed, and outreach media used. The detailed outreach campaign report may be included as an attachment. If outreach campaign is being done by participation in a countywide or regional program, refer to the separate countywide or regional Annual Report.

Summary:

See Section C.7 (Public Information and Outreach) of the Alameda Countywide Clean Water Program (ACCWP) FY 2016-2017 Annual Report for a summary of activities implemented at the countywide level.

C.7.c. Stormwater Pollution Prevention Education

No change from last year.

See Section C.7 (Public Information and Outreach) of the ACCWP FY 2016-2017 Annual Report for efforts conducted by the Countywide Program to publicize stormwater points of contact through the Program website, hotline, outreach materials, etc.

Local stormwater phone number(s)	(510) 615-5566 (to report a stormwater issue); (510) 238-6600 (Watershed Division)
Local/Regional stormwater website(s)	www.oaklandcreeks.org ; www.oaklandadoptspot.org

The City of Oakland’s stormwater point of contact information is distributed on relevant promotional materials, available on the above-listed websites, and shared in responses to public inquiries. The City’s watershed websites provide information on stormwater issues, resources for residents, volunteer information, project information (such as creek restoration projects), news and events, and stormwater pollution prevention tips and advice. See Section C.7 (Public Information and Outreach) of the ACCWP FY 2016-2017 Annual Report for efforts conducted by the Countywide Program to publicize stormwater points of contact through the Program website, hotline, outreach materials, etc.

C.7.d ► Public Outreach and Citizen Involvement Events		
Describe general approach to event selection. Provide a list of outreach materials and giveaways distributed. Use the following table for reporting and evaluating public outreach events		
Event Details	Description (messages, audience)	Evaluation of Effectiveness
Provide event name, date, and location. Indicate if event is local, countywide or regional. Indicate if event is public outreach or citizen involvement.	Identify type of event (e.g., school fair, creek clean-up, storm drain stenciling, farmers market etc.), type of audience (school children, gardeners, homeowners etc.) and outreach messages (e.g., Enviroscene presentation, pesticides, stormwater awareness)	Provide general staff feedback on the event (e.g., success at reaching a broad spectrum of the community, well attended, good opportunity to talk to gardeners etc.). Provide other details such as: <ul style="list-style-type: none"> • Success at reaching a broad spectrum of the community • Number of participants compared to previous years. • Post-event effectiveness assessment/evaluation results • Quantity/volume of materials cleaned up, and comparisons to previous efforts
Oakland Creek to Bay Day , 9/17/2016; local event at 44 Oakland sites, including 38 creek and shoreline sites.	Event type: Volunteer environmental trash cleanup and ecological restoration event Audience: Volunteers that live, work, and play in Oakland Outreach Message: Join your neighbors to clean and green Oakland's creeks and shoreline! Environmental cleanup of trash in creeks and waterways, habitat protection and restoration, local stewardship of waterways.	Attendance: 1,020 volunteers contributing 3,098 volunteer hours. Volunteers removed approximately 31,800 gallons of trash and more than 79,000 gallons of green waste. Volunteers also removed graffiti, and performed weeding, planting, and creek restoration projects. In 2015, 1,415 volunteers contributed about 4,730 volunteer hours and removed approximately 12,050 pounds of trash and 48,050 pounds of green waste on Creek to Bay Day.

Event Details	Description (messages, audience)	Evaluation of Effectiveness
<p>Oakland Earth Day, 4/22/2017; local event at 93 Oakland sites, including 45 creek and shoreline sites.</p>	<p>Event type: Volunteer environmental trash cleanup and ecological restoration event</p> <p>Audience: Volunteers that live, work, and play in Oakland</p> <p>Outreach Message: Join your neighbors to clean and green Oakland!</p> <p>Environmental cleanup of trash in streets, parks, and creeks, and restoration of creek habitat.</p>	<p>In FY 16/17, about 2,630 volunteers contributed more than 8,560 volunteer hours.</p> <p>Volunteers removed approximately 53,400 gallons of trash and over 180,000 gallons of green waste.</p> <p>Volunteers also removed graffiti, and performed weeding, planting, and creek restoration projects.</p> <p>In 2016, about 2,330 volunteers contributed more than 7,850 volunteer hours and removed approximately 50,900 pounds of trash and 142,500 pounds of green waste.</p>
<p>Oakland Earth EXPO, 4/6/2017; local event at Frank H. Ogawa Plaza, downtown Oakland.</p>	<p>Event type: Environmental fair</p> <p>Audience: Residents and employees in Oakland and nearby communities</p> <p>Outreach Message: Practice Sustainability in our everyday lives. Information and resources provided across environmental issues including water conservation and protection, waste reduction, environmental cleanups, habitat protection and restoration, and other conservation initiatives. Outreach provided by City of Oakland employees and one hundred partner organizations.</p>	<p>Engaged the public in actions they can take to reduce stormwater pollution through Adopt a Drain poster and live sign up.</p> <p>Distributed 200 flyers about upcoming Earth Day cleanups that protect and restore San Francisco Bay and local creeks and waterbodies.</p>
<p>Stormwater Exhibit at the Alameda County Fair: The Fair ran from June 16 to July 9, 2017. The Countywide program sets up the exhibit and produces the outreach materials. Individual Permittees staff the exhibit.</p>	<p>The County Fair is attended by a wide range of residents from throughout the County. The primary message of this year's exhibit is reducing litter. The exhibit highlights the Program's new mascots and incorporates the Program's new anti-litter video.</p>	<p>Several hundred thousand residents attend the fair each year. A detailed description of the exhibit is included in Section C.7 (Public Information and Outreach) of the ACCWP FY 16-17 Annual Report.</p>

Event Details	Description (messages, audience)	Evaluation of Effectiveness
<p>Public Works Week, 5/22-5/26/17; display of Oakland volunteer litter cleanup and “greening” program in lobby of 250 Frank H. Ogawa Plaza, Oakland.</p>	<p>Event type: Public display</p> <p>Audience: City of Oakland employees and members of the public visiting 250 Frank H. Ogawa Plaza, Oakland</p> <p>Outreach Message: Stormwater protection; volunteer creek and shoreline cleanups and ecological restoration; water conservation and protection. This display showcased the great work of our Adopt a Drain and Adopt a Spot volunteers.</p>	<p>Attendance: Display viewed by an estimated 300 City employees and about 5,000 public visitors.</p>
<p>Adopt a Spot (including Spots, Parks, Medians, <u>and</u> Creeks) and Community Cleanup Events¹</p>	<p>In FY 2016-2017, the City organized and supported more than 9,050 volunteer events through its Adopt a Spot program, Community Cleanup, and Team Oakland events.</p> <p>Activities for these events included litter pickup, graffiti abatement, weeding, planting, and creek restoration. Volunteers contributed a total of almost 98,800 hours during these events.</p>	<p>Adopt a Creek</p> <ul style="list-style-type: none"> • Events: almost 1,070 • Volunteer Hours: ~27,320 <p>Adopt a Park and Adopt a Spot</p> <ul style="list-style-type: none"> • Events: nearly 7,670 • Volunteer Hours: ~59,520 <p>Other Community Cleanups</p> <ul style="list-style-type: none"> • Events: nearly 80 • Volunteer Hours: about 11,150 <p>A spreadsheet of dates, locations, description of work, and volunteer hours is provided in Attachment C.7.1.</p>

¹ Additional discussion on the Adopt a Spot and Community Clean-up Events is provided in Section C.10.b.ii.

Event Details	Description (messages, audience)	Evaluation of Effectiveness
<p>Oakland Adopt a Drain²</p>	<p>Oakland continued to outreach about http://adoptadrainoakland.com/ which was built in partnership with Open Oakland to facilitate regular volunteer maintenance of storm drain inlets.</p>	<p>Over 800 Volunteers have adopted maintenance of 1,059 storm drain inlets via this website. There are another 100 drains that were adopted prior to the website. The Adopt a Drain program has been receiving interest from other municipalities looking to Oakland as a model. Staff has received calls from nearby cities like Alameda, San Jose, Riverside, and Berkeley. Staff is coordinating with interested cities to update the Adopt a Drain website by pooling resources. Partner cities include Alameda, Berkeley, Riverside, San Francisco, San Jose, St. Paul, MN, Burlington, VT, and Shoreline, WA. A spreadsheet of dates, locations, description of work, and volunteer hours is provided in Attachment C.7.1.</p>

² More information on the Adopt a Drain program is also provided in Section C.10.b.ii.

C.7.e. ► Watershed Stewardship Collaborative Efforts

Summarize watershed stewardship collaborative efforts and/or refer to a regional report that provides details. Describe the level of effort and support given (e.g., funding only, active participation etc.). State efforts undertaken and the results of these efforts. If this activity is done regionally refer to a regional report.

Evaluate effectiveness by describing the following:

- Efforts undertaken
- Major accomplishments

Summary:

Program Efforts:

- **See Section C.7 (Public Outreach and Involvement) of the ACCWP FY 2016-2017 Annual Report for a summary of watershed collaborative efforts conducted at the countywide and regional level.**

Local Efforts:

- **Participated in the Bay Area Stormwater Management Agencies Association (BASMAA) Clean Watersheds for a Clean Bay (CW4CB). Participated in Project Management Team to address polychlorinated biphenyls (PCBs) and mercury in stormwater runoff.**
- **Provided support to the restoration, watershed and stormwater protection, and native plant nursery efforts of the Friends of Sausal Creek (FOSC). FOSC implements numerous habitat restoration, water quality protection, trash remediation, and public outreach and engagement activities throughout the watershed.**
- **Participated in meetings of the San Leandro Creek Alliance (SLCA) to support efforts to protect the San Leandro Creek watershed and plans for restoration and a greenway along San Leandro Creek. A consultant has been hired to draft the concept plan.**
- **Participated in BASMAA Bay Area Trash Workgroup, a team of municipal staff, RWQCB, and non-governmental organizations that focus on meeting trash reduction efforts.**
- **Participated in Caltrans workgroup that meets bi-monthly to address issues of homeless encampments and associated trash issues.**
- **Participated in Technical Advisory Committee for the Urban Greening Plan Bay Area led by the San Francisco Estuary Partnership to collaborate and share knowledge and opportunities for implementing Low Impact Development (LID)/urban greening projects throughout cities to detain stormwater, reduce flooding, and improve water quality.**
- **Collaborated with Caltrans to conduct a study of green infrastructure stormwater treatment opportunities the Ettie Street Pump Station (ESPS) watershed in West Oakland to address PCBs, Mercury, and trash. The ESPS watershed is 1,183 acres. The feasibility study of the proposed project includes³:**
 - **Identifying benefits of stormwater treatment system for Ettie Street Watershed, including compliance credits for PCBs, mercury, and trash.**

³ The Draft Ettie Street Pump Station Watershed Storm Water Treatment Feasibility Study was received in June 2017 and is under review.

- Identifying technologies available to treat runoff for PCBs, mercury, and trash suitable for this watershed/sub watersheds.
- Conducting right of way and land parcel identification for possible treatment locations and investigate sites for feasibility of installing treatment technologies.
- Producing 35% engineering documents of proposed treatment facility(s) and location(s).
- Providing cost estimate for 100% design, construction, and maintenance of proposed facility(s).
- Participated in the *Tracking California Trash Project*. A Prop 84-funded project to identify trash reduction benefits from various street sweeping programs and measure trash in receiving waters.
- Participated in the organizing committee for the Green Infrastructure Regional Roundtable, an effort of BASMAA funded by the EPA. The Regional Roundtable is an effort to bridge the gap in funding for green infrastructure through collaboration with transportation projects.

C.7.f. ► School-Age Children Outreach

Summarize school-age children outreach programs implemented. A detailed report may be included as an attachment. Use the following table for reporting school-age children outreach efforts.

Program Details	Focus & Short Description	Number of Students/Teachers reached	Evaluation of Effectiveness
Provide the following information: Name Grade or level (elementary/ middle/ high) See the C.7 Section of the countywide program's FY 16-17 Annual Report for a description of School-age Children Outreach efforts conducted at the countywide level.	Brief description, messages, methods of outreach used	Provide number or participants	Provide agency staff feedback. Report any other evaluation methods used (quiz, teacher feedback etc.). Attach evaluation summary if applicable.
Lake Merritt Institute School Outreach Program	Watershed awareness activities, reduction of litter in Lake Merritt, Lake Merritt habitat information, and stormwater pollution awareness.	More than 380 students reached	See Attachment C.7.2 for school outreach events conducted by the Lake Merritt Institute on behalf of the City of Oakland. Students learned about impacts of urban runoff on the lake and lake wildlife, people, and history.

Section 9 – Provision C.9 Pesticides Toxicity Controls

C.9.a. ► Implement IPM Policy or Ordinance							
Is your municipality implementing its IPM Policy/Ordinance and Standard Operating Procedures?				<input checked="" type="checkbox"/>	Yes	<input type="checkbox"/>	No
If no, explain:							
Report implementation of IPM BMPs by showing trends in quantities and types of pesticides used, and suggest reasons for increases in use of pesticides that threaten water quality, specifically organophosphates, pyrethroids, carbamates, fipronil, indoxacarb, diuron, and diamides. A separate report can be attached as evidence of your implementation.							
Trends in Quantities and Types of Pesticide Active Ingredients Used¹							
Pesticide Category and Specific Pesticide Active Ingredient Used	Amount ²						
	FY 15-16	FY 16-17	FY 17-18	FY 18-19	FY 19-20	FY 20-21	
Organophosphates	None Reported	None Reported					
Active Ingredient Chlorpyrifos							
Active Ingredient Diazinon							
Active Ingredient Malathion							
Organophosphorous – Ranger Pro (glyphosphate)	None Reported	2,615.80 oz.					
Pyrethroids (see footnote #59 for list of active ingredients)							
Masterline (bifenthrin)	18.7 oz.	None Reported					
P.I. (Pyrethrins)	1.0 oz.	None Reported					

¹Includes all municipal structural and landscape pesticide usage by employees and contractors.

²Weight or volume of the active ingredient, using same units for the product each year. Please specify units used. The active ingredients in any pesticide are listed on the label. The list of active ingredients that need to be reported in the pyrethroids class includes: metofluthrin, bifenthrin, cyfluthrin, beta-cyfluthrin, cypermethrin, deltamethrin, esfenvalerate, lambdacyhalothrin, and permethrin.

	Amount ²					
	FY 15-16	FY 16-17	FY 17-18	FY 18-19	FY 19-20	FY 20-21
Suspend SC (deltamethrin)	0.5 oz.	None Reported				
Tempo SC Ultra (beta-cyfluthrin)	6 ml.	2.95 ml.				
Temprid (beta-cyfluthrin)	10 ml.	None Reported				
Transport Mikron (bifenthrin)	None Reported	1.42 grams				
Carbamates	None Reported	None Reported				
Active Ingredient Carbaryl						
Active Ingredient Aldicarb						
Phenylpyrazoles – Termidor (fipronil)	None Reported	0.0728 oz.				
Oxadiazines – Advion (indoxacarb)	Reporting not required in FY 15-16	1.335 grams				
Diurons	Reporting not required in FY 15-16	None Reported				
Diamides	Reporting not required in FY 15-16	None Reported				
Active Ingredient Chlorantraniliprole						
Active Ingredient Cyantraniliprole						
Dinitroanilines – Oryzalin 4 (3,5-dinitro-NN-dipropylsulfanilamide)	None Reported	1,835.98 oz.				
Neonicotinoids						
Alpine Dust (Active Ingredient dinotefuran) grams	None Reported	0.075 grams				

	Amount ²					
	FY 15-16	FY 15-16	FY 15-16	FY 15-16	FY 15-16	FY 15-16
Alpine Dust (Active Ingredient dinotefuran) ml	None Reported	0.14 ml.				
Transport Mikron (Active ingredient acetamiprid)	None Reported	1.7 grams				
Insect Growth Regulators: Gentrol IGR (Active ingredient hydropene)	None Reported	2.25 oz.				
Inorganics: In Tice Thiquid Ant Bait (Active ingredient borax)	None Reported	3.4 oz.				
Acids: Niban FG (Active ingredient orthoboric acid)	None Reported	1.95 oz.				
Pyrroles: Phantom II (Active ingredient chlorfenapyr)	None Reported	4 oz.				
Pyrimidine hydrazone: Maxforce granular (Active ingredient hydramethylnon)	None Reported	0.12 grams				
IPM Tactics and Strategies Used: The City of Oakland is implementing its IPM policy by reducing the use of hazardous pesticides in favor of physical deterrents to pests, such as ant glue strips, mouse and rat traps and bait stations, and using insect monitors to evaluate the need for pesticide application. Additionally, use of more hazardous pesticides such as organophosphates and pyrethroids are being replaced by less toxic pesticides, such as the neonicotinoids, insect growth regulators and inorganics.						

C.9.b ► Train Municipal Employees	
Enter the number of employees that applied or used pesticides (including herbicides) within the scope of their duties this reporting year.	30
Enter the number of these employees who received training on your IPM policy and IPM standard operating procedures within this reporting year.	30
Enter the percentage of municipal employees who apply pesticides who have received training in the IPM policy and IPM standard operating procedures within this reporting year.	100%
Type of Training: OPW staff must be trained prior to applying pesticides. Staff is trained annually. At a minimum training must cover topics listed on the Annual Pesticide Handler Safety Training (California Department of Pesticide Regulation [DPR] N No. 8) and kept on file for two years.	

C.9.c ▶ Require Contractors to Implement IPM			
Did your municipality contract with any pesticide service provider in the reporting year, for either landscaping or structural pest control?	X	Yes	No
If yes, did your municipality evaluate the contractor’s list of pesticides and amounts of active ingredients used?	X	Yes	No,
<p>If your municipality contracted with any pesticide service provider, briefly describe how contractor compliance with IPM Policy/Ordinance and SOPs was monitored</p> <p>Two contractors, Applied Pest Management (APM) and PESTEC, were contracted by the City of Oakland to provide pesticide services during the 2016-2017 Annual Reporting period. PESTEC was hired to replace APM, to reduce the amount of pesticides being applied to City of Oakland facilities. Both contractors were provided with copies of the City of Oakland’s IPM ordinances, which are included as attachments to this report. Additionally, both contractors are IPM certified (or equivalent) and their certificates are included as attachments to this report. Finally, pest monitoring reports are provided monthly by the contractors to the City of Oakland, and the monthly reports are reviewed to ensure compliance with the City’s IPM ordinances.</p>			
If your agency did not evaluate the contractor’s list of pesticides and amounts of active ingredients used, provide an explanation.			

C.9.d ▶ Interface with County Agricultural Commissioners			
Did your municipality communicate with the County Agricultural Commissioner to: (a) get input and assistance on urban pest management practices and use of pesticides or (b) inform them of water quality issues related to pesticides,	X	Yes	No
<p>If yes, summarize the communication. If no, explain.</p> <p>The County Agricultural Commissioner’s Inspectors routinely inspect various locations throughout the City of Oakland on a continuous basis and conducts an annual facility inspection every December.</p>			
Did your municipality report any observed or citizen-reported violations of pesticide regulations (e.g., illegal handling and applications of pesticides) associated with stormwater management, particularly the California Department of Pesticide Regulation (DPR) surface water protection regulations for outdoor, nonagricultural use of pyrethroid pesticides by any person performing pest control for hire.		Yes	No
If yes, provide a summary of improper pesticide usage reported to the County Agricultural Commissioner and follow-up actions taken to correct any violations. A separate report can be attached as your summary.			

C.9.e.ii (1) ► Public Outreach: Point of Purchase

Provide a summary of public outreach at point of purchase, and any measurable awareness and behavior changes resulting from outreach (here or in a separate report); **OR** reference a report of a regional effort for public outreach in which your agency participates.

Summary:

See the C.9 Pesticides Toxicity Control section of Countywide Program's FY 16-17 Annual Report for information on point of purchase public outreach conducted countywide and regionally.

C.9.e.ii (2) ► Public Outreach: Pest Control Contracting Outreach

Provide a summary of outreach to residents who use or contract for structural pest control and landscape professionals); **AND/OR** reference a report of a regional effort for outreach to residents who hire pest control and landscape professionals in which your agency participates.

Summary:

See the C.9 Pesticides Toxicity Control section of Countywide Program's FY 16-17 Annual Report for information on point of purchase public outreach conducted countywide and regionally.

C.9.e.ii.(3) ► Public Outreach: Pest Control Operators

Provide a summary of public outreach to pest control operators and landscapers and reduced pesticide use (here or in a separate report); **AND/OR** reference a report of a regional effort for outreach to pest control operators and landscapers in which your agency participates.

Summary:

See the C.9 Pesticides Toxicity Control section of Countywide Program's FY 16-17 Annual Report for a summary of our participation in and contributions towards countywide and regional public outreach to pest control operators and landscapers to reduce pesticide use.

C.9.f ► Track and Participate in Relevant Regulatory Processes

Summarize participation efforts, information submitted, and how regulatory actions were affected; **AND/OR** reference a regional report that summarizes regional participation efforts, information submitted, and how regulatory actions were affected.

Summary:

During FY 16-17, we participated in regulatory processes related to pesticides through contributions to the Countywide Program, BASMAA and CASQA. For additional information, see the Regional Report submitted by BASMAA on behalf of all MRP Permittees.

Section 10 - Provision C.10 Trash Load Reduction

C.10.a.i ► Trash Load Reduction Summary

For population-based Permittees, provide the overall trash reduction percentage achieved to-date within the jurisdictional area of your municipality that generates problematic trash levels (i.e., Very High, High or Moderate trash generation). Base the reduction percentage on the information presented in C.10.b i-iv and C.10.e.i-ii. Provide a discussion of the calculation used to produce the reduction percentage, including whether the 70% mandatory trash load reduction deadline was attained. If not attained, attach and include reference to a Plan to comply with the deadline in a timely manner, which should include the Permittee’s plan and schedule to install full capture systems/devices.

Trash Load Reductions

Percent Trash Reduction in All Trash Management Areas (TMAs) due to Trash Full Capture Systems (as reported C.10.b.i)	12.4%
Percent Trash Reduction in all TMAs due to Control Measures Other than Trash Full Capture Systems (as reported in C.10.b.ii) ¹	42.3%
Percent Trash Reduction due to Jurisdictional-wide Source Control Actions (as reported in C.10.b.iv) ¹	10.0%
SubTotal for Above Actions	64.7%

Trash Offsets (Optional)

Offset Associated with Additional Creek and Shoreline Cleanups (as reported in C.10.e.i)	10.0%
Offset Associated with Direct Trash Discharges (as reported in C.10.e.ii)	0.0%
Total (Jurisdictional-wide) % Trash Load Reduction in FY 16-17	74.7%

Discussion of Trash Load Reduction Calculation and Attainment of the 70% Mandatory Deadline

The City attained and reported a 44.6% trash load reduction in its FY 2015-2016 Annual Report. Because the City did not achieve the non-mandatory performance guideline of 60% by July 1, 2016, a Trash Action Plan (Action Plan; see **Attachment C.10.1**) was prepared and submitted

¹ See **Appendix C.10-1** for changes in trash levels in each trash management area (TMA) within the City between 2009 and FY 2016-2017, due to the implementation of Trash Full Capture Systems and Other Measures.

**C.10.a.i ► Trash Load Reduction Summary
(continued)**

to the Water Board to document the description and schedule of additional trash load reduction control actions that would be implemented to attain the required 70% percent reduction by July 1, 2017.

During FY 2016-2017, the City implemented the Action Plan and attained a 74.7% trash load reduction, which exceeds the mandatory trash load reduction requirement of 70%. We attribute this achievement to improvements in three key areas: (1) The City installed more full trash capture systems, (2) City staff and volunteers removed more trash through our Creek to Bay Day and Earth Day projects, and (3) the City improved other trash control actions (such as the Excess Litter Fee Program, Business Improvement Districts, business inspections, the Adopt a Spot Program² and other on-land clean-ups, street sweeping, and illegal dumping and homeless encampment abatement), as well as the on-land visual assessment approach used to more accurately measure the effectiveness of those actions. Because this was the first year that a robust, statistically-based on-land visual assessment program was implemented in the City, the 74.7% trash load reduction reported for FY 2016-2017 may be considered preliminary and is subject to revision based on the collection of additional data in FY 2017-2018. Descriptions of the actions taken to reduce trash in the City in FY 2016-2017 are summarized in this section of the Annual Report and in section C.10.b.ii below (Trash Reduction – Other Trash Management Actions). Methods used to calculate the reduction are consistent with the methods described in the MRP. Actions planned for FY 2017-2018 are summarized below and in the Action Plan (see **Attachment C.10.1**). The City's Trash Generation Map is included in **Attachment C.10.2**. See **Attachment C.10.3** for a summary of baseline trash generation and reductions to-date in the City of Oakland via trash full capture systems and other actions (via on-land visual assessments).

Summary of Actions Implemented in FY 2016-2017

- **Full Capture Systems (12.4%):** The City continued to identify optimal locations and install trash full capture systems in FY 2016-2017. 183 connector pipe screens were sited/installed in high/very high trash generating areas around the City. Collectively, these devices and those installed in previous fiscal years treat over 1,300 acres of land in the City. Areas “treated” by full trash capture systems (see **Attachment C.10.4**) receive trash reduction credit under Section C.10.b.i and are not eligible for reduction credit through On-Land Visual Trash Assessment (OVTA) results in C.10.b.ii (i.e., no double counting). As the City installs additional full trash capture systems, the OVTA program will be modified to remove sites within areas treated by full trash capture systems.
- **Other Trash Management Actions (42.3%):** In addition to full capture systems, the City continued to implement numerous trash reduction controls in FY 2016-2017. These controls include:
 - 1) Implementing the City's Excess Litter Fee (ELF) Program at fast food businesses, convenience markets, gasoline station markets and liquor stores. Almost 62,000 pounds of trash were removed from more than 860 businesses by the ELF Program in FY 2016-2017.
 - 2) Continuation of the City's ten Business Improvement Districts in neighborhood commercial areas. The City's ten Business Improvement Districts (BIDs) and 1 Business Improvement Association cover about 650 acres. These organizations hire full-time staff to remove litter and dedicate funding to maintain trash containers and manage the number and capacity of trash containers needed, install and maintain cigarette butt receptacles, and install public anti-litter signage. For example, the Lake Merritt Uptown BID and the Downtown Oakland BID hired private contractors in FY 2016-2017 to remove 250,000 pounds of trash from the BIDs. See **Attachment C.10.5** for a picture of a Downtown Oakland cigarette butt receptacle installed using BID resources.

- 3) Conducting an enhanced facility inspection program of more than 480 facilities that included the identification of overflowing trash cans, trash conditions in ancillary properties, and compliance with the expanded polystyrene food ware ban.
- 4) Facilitating over 70,000 hours of volunteer's time conducting cleanups of trash on streets, sidewalks, and properties throughout the City and removing more than 150,000 gallons of trash (estimated based on reported volunteer hours).
- 5) Implementing an "Adopt-a-Drain" program that enhances the cleaning of storm drains throughout the City. About 15% (~1,160) of the City's storm drains have been adopted since the program began.
- 6) Implementing a Homeless Encampment Management program that is informed by a multi-agency Homeless Encampment Task Force resulting in the abatement of 390 homeless encampments and the removal of more than 219,000 gallons of trash, a 23% increase in gallons removed since FY 2015-2016.
- 7) Implementation of a City-wide Illegal Dumping Abatement Program and removing more than 11,000,000 gallons of trash and taking measures to reduce the level and occurrences of illegal dumping in the City.
- 8) Continuation of the City's enhanced street sweeping program the most widespread trash control measure that targets much of its street sweeping efforts to very high trash producing areas including downtown, business districts, and major arterials with 3 or more sweeping events per week.
- 9) Participating in the Alameda Countywide Clean Water Program's public education and outreach program, which is focused on reducing litter in Oakland and throughout Alameda County. The City also benefits from StopWaste.org's participation in the ReThink Disposable Program with 18 businesses participating resulting in the elimination of more than 900,000 pieces of packaging, more than 13,500 pounds of waste, and saving almost \$29,000.

The greatest trash load reduction was observed in Trash Management Area (TMA) 1 - Arterials (18%). This is due to two factors. First, the baseline trash load for TMA 1 is very-high; it contributes 28.4% of the City's total baseline trash load. Second, the City launched a new statistically-derived On-Land Visual Trash Assessment (OVTA) program in 2017 (see below) which showed that actions such as street sweeping, illegal dumping, BIDs, etc. are bringing the trash level down to a moderate level. Other large reductions were observed in TMA 2 - Commercial Centers (6%); TMA 8 - Downtown Oakland (3.2%); TMA 9 - San Antonio (3.4%); and TMA 12 - East Oakland (2) (3.2%). The trash load reductions calculated for each TMA are presented in Appendix C.10-1. Maps of OVTA assessment sites and average scores are included as **Attachment C.10.6**.³

- **Jurisdictional-wide Source Control Actions (10%):** The City is receiving 10% reduction from the expanded countywide plastic bag and polystyrene food service ware bans.
- **Creek/Shoreline Cleanups (10%):** The City continued to implement numerous trash removal/cleanup events in Lake Merritt and local creeks and on the Bay shorelines. Over 165,000 gallons of trash were removed from local waterways during FY 2016-2017 through countless hours of City staff and volunteer efforts to help protect these valuable natural resources. This is in addition to the volume of trash removed from the one required annual cleanup of the City's hot spots.

² Includes adopted spots, parks, medians, and drains.

³ We conducted a limited number of OVTAs in TMA 14; however, the trash load reduction results will be reported in FY 2017-2018 once they can be confirmed with additional OVTA data.

- On-land Visual Assessment Program:** In FY 2016-2017 the City incorporated more robust, statistically-derived elements into the City’s on-land visual trash assessment (OVTA) program to measure trash load reductions achieved through the “Other Trash Management Actions” category of control measures and began conducting assessments in areas currently not treated by full capture systems (See **Attachment C.10.7** for more information). Similar to assessment programs established in other Bay Area cities, new assessment sites were randomly selected in each TMA to represent current trash levels and compare against trash levels depicted on baseline trash generation maps. A total of 120 randomly selected sites were established in addition to the numerous locations (i.e., ELF businesses and other facilities) where OVTAs were also conducted. The OVTA assessment program will continue to be used by the City in the future to demonstrate trash reductions associated with trash controls other than full capture systems. Prior to FY 2016-2017, the City’s OVTA program conducted assessments at a limited number of sites to evaluate the benefits of a few specific trash control programs (i.e., excess litter fee and business inspections). The new program is designed to evaluate, with statistical confidence, whether the levels of trash have been reduced in each TMA and throughout the entire city. In FY 2016-2017, the City conducted a total of 820 assessments at a combination of statistically derived sites and during business inspections. The number of street miles assessed exceeded the MRP requirement to assess 10% of street miles. The following table lists the number of OVTAs conducted within each TMA and includes the number of street miles assessed and the associated Trash Load Reduction calculated⁴:

TMA	# Street Miles Assessed	% of Applicable Street Miles Assessed	# OVTAs Conducted	Jurisdiction-wide Trash Reduction via Other Control Measures
1	7.79	10.88%	176	18.00%
2	6.51	29.01%	164	6.00%
3	4.64	14.64%	52	2.40%
4	0.61	49.93%	6	0.00%
5	4.68	14.59%	50	2.80%
6	2.64	15.73%	35	0.00%
7	3.72	14.03%	52	2.80%
8	1.57	39.84%	44	3.20%
9	3.39	12.29%	45	3.40%
10	1.39	14.63%	15	0.60%
11	5.28	12.40%	57	0.00%

⁴Consistent with MRP requirements, more than 10% of street miles were assessed and OVTAs were conducted at randomly selected sites and at sites associated with business inspections in FY 2016-2017.

TMA	# Street Miles Assessed	% of Applicable Street Miles Assessed	# OVTAs Conducted	Jurisdiction-wide Trash Reduction via Other Control Measures
12	8.79	11.45%	87	3.20%
13	1.49	17.07%	17	0%
14	NA	0.00%	20	0%
15 (non-jurisdictional)	NA	0.00%	NA	0%
16	NA	0.00%	NA	0%
Totals	52.5		820	42.30%

In future years, the City will conduct an optimal number of assessments at randomly selected sites covering at least 10% of Oakland’s street miles in each TMA to maximize confidence in our results. The data collected for FY 2017-2018 will be collated with data from FY 2016-2017 to consider temporal variability and more accurately describe the effectiveness of the City’s trash management actions. For the City of Oakland, averaging the two most recent years of data (i.e., ~3-6 OVTA results per site) when reporting trash load reductions to the Water Board should provide a higher level of confidence in depicting the “on-going” levels of trash associated its stormwater conveyance system. This year, the City conservatively evaluated the OVTA data and did not take credit for trash load reductions observed in TMA 14 where the limited trash management actions did not support our findings to a high degree of confidence.

Planned Actions for FY 2017-2018

The City developed a Trash Action Plan with details on specific trash reduction projects and programs the City will be implementing to achieve MRP trash load reduction mandates of 80% by 2019 and 100% by 2022. The Trash Action Plan (see **Attachment C.10.1**) is intended to be iterative and may be modified in the future, based on information gained through the implementation of trash control measures. The City has a three-part plan to achieve future trash load reduction mandates:

1. Installation of full trash capture systems
2. Implementation of other control measures
3. Program development and research

Moving forward, actions the City will undertake include, but are not limited to:

- Leverage existing bond funding, transportation funding, existing capital projects, grants and private development projects to install full trash systems.
- Examine the fee structure, fee amount, and definition of ELF eligible businesses.

- Work with stakeholders to encourage the formation of BIDs in other areas (e.g., Piedmont Avenue, Chinatown, Embarcadero Cover Area, Coliseum Area, Oakland Airport Area).
- Further study illegal dumping prevention alternatives and plan implementation actions through a newly formed Illegal Dumping Task Force. The City's Public Works Department recently declared illegal dumping as the number one priority and has empowered the new Task Force to explore creative and effective solutions.
- Develop, within existing resources, a new street sweeping routing approach (e.g., continue increasing sweeping frequency in high trash areas and reducing frequency in low trash generating areas).
- Expand the extensive volunteer cleanup and Adopt programs and improve the data collection on the volume of trash removed.
- Analyze implementation of the existing polystyrene and plastic ban ordinances and, as necessary, make improvements to inspection and enforcement including tracking of violations and referrals to City Administrator's staff for enforcement/citation
- Develop and submit to the Water Board a Plan for controlling Direct Discharges (DDP) to waterways in the City. To develop the DDP, the City will be convening an internal working group of City staff including Maintenance, Keep Oakland Clean and Beautiful, Homeless Encampment Task Force, the City Administrator's Office, and Watershed and Stormwater Management. The City anticipates developing the DDP in FY 2017-2018 to 2018-2019 and submitting it to the Water Board Executive Officer for review and approval by February 1, 2019.
- Conduct several studies to improve the efficiency of existing trash reduction efforts and to most effectively direct future resources including:
 - Citywide trash capture feasibility study (building on existing efforts the City conducted in 2013) to identify the most cost-effective and feasible locations and types of devices for installation;
 - Citywide street sweeping evaluation study with recommended improvements to improve trash levels on streets, reduce redundancies in trash control measures, and improve the cost-efficiency of the City's street sweeping program; and
 - Study to provide the technical justification for a curb-inlet screen performance standard and trash reduction credit for installation of these devices.

C.10.a.iii ► Mandatory Trash Full Capture Systems

Provide the following:

- 1) Total number and types of full capture systems (publicly and privately-owned) installed prior to FY 16-17, during FY 16-17, and to-date, including inlet-based and large flow-through or end-of-pipe systems, and qualifying low impact development (LID) required by permit provision C.3.
- 2) Total land area (acres) treated by full capture systems for population-based Permittees and total number of systems for non-population based Permittees compared to the total required by the permit.

Type of System	# of Systems	Areas Treated (Acres)*
Installed Prior to FY 2016-2017		
Connector Pipe Screens/Baskets (Public)	15 ⁵	23.1 ⁶
Gross Solids Removal Device (Public)	2	27.7
Hydrodynamic Separator Units (Public)	10	928.2
Low Impact Development (Public)	2	10.74
Tree Wells (Public)	6	1.2
Installed in FY 2016-2017		
Connector Pipe Screens/Baskets (Public)	183	305.7
Low Impact Development (Public) ⁷	1	8.9
Total for all Systems Installed To-date	219	1,305.5
Treatment Acreage Required by Permit (Population-based Permittees)		228

⁵ This total does not include four (4) connector pipe screens installed by the City of Emeryville and one (1) screen installed by the City of Piedmont whose treatment areas extend into the City’s jurisdictional area.

⁶ Includes City jurisdictional area that is treated by full capture systems installed by the City of Emeryville and City of Piedmont.

⁷ Many additional LID features (e.g., bioretention facilities) are not included because they are part of larger projects that are also treated by traditional full capture devices.

C.10.b.i ► Trash Reduction - Full Capture Systems

Provide the following:

- 1) Jurisdiction-wide trash reduction in FY 16-17 attributable to trash full capture systems implemented in each TMA;
- 2) The total number of full capture systems installed to-date in your jurisdiction;
- 3) The percentage of systems in FY 16-17 that exhibited significant plugged/blinded screens or were >50% full when inspected or maintained;
- 4) A narrative summary of any maintenance issues and the corrective actions taken to avoid future full capture system performance issues; and
- 5) A certification that each full capture system is operated and maintained to meet the full capture system requirements in the permit.

TMA	Jurisdiction-wide Reduction (%)	Total # of Full Capture Systems	% of Systems Exhibiting Plugged/Blinded Screens or >50% Full in FY 2016-2017	Summary of Maintenance Issues and Corrective Actions
1	3.7%			
2	1.7%			
3	0.0%			
4	0.0%			
5	0.0%			
6	0.5%			
7	2.1%			
8	1.5%			
9	0.3%			
10	0.1%			
11	1.0%			
12	1.4%			
13	0.0%			
14	0.0%			
15	0.0%			
16	0.0%			
Total	12.4%			

Certification Statement:

The City of Oakland certifies that a full capture system maintenance and operation program is currently being implemented to maintain all applicable systems in manner that meets the full capture system requirements included in the Permit.

C.10.b.ii ► Trash Reduction – Other Trash Management Actions (PART A)

Provide a summary of trash control actions other than full capture systems or jurisdictional source controls that were implemented within each TMA, including the types of actions, levels and areal extent of implementation, and whether actions are new, including initiation date.

TMA	Summary of Trash Control Actions Other than Full Capture Systems
-----	--

<p>Citywide Summary</p>	<p>The City implemented trash control actions other than full capture systems or jurisdictional source controls in Trash Management Areas (TMAs) throughout the City. This report section describes these trash control actions and provides TMA-specific implementation details. See Attachment C.8 for a map of Oakland’s TMAs and Attachment C.10.9 for a table summarizing the results of the actions described below in each TMA. In FY 2016-2017, the impact of the trash control actions described in this section were measured using BASMAA’s On-Land Visual Trash Assessment (OVTA) protocol. 833 OVTA were conducted at 644 sites (covering almost 53 street miles). The OVTA demonstrated a 42.3 % trash load reduction.</p> <p>Excess Litter Fee Abatement</p> <p>In 2006, the City passed an ordinance (C.M.S 12727) enacting an Excess Litter Fee (ELF) on fast food businesses, convenience markets, gasoline station markets, and liquor stores. Fees collected provide funds for a contracted crew to clean-up the trash around businesses that sell/provide large amounts of disposable materials to customers. The program was implemented in 2009 and 2011 but the amount of trash removed was not tracked or assessed. In February 2015, the City initiated a new contract with a professional vendor to begin removing trash from areas around ELF businesses. The contractor employs 3 full-time staff, 1 part-time employee and an Operations Manager. The crew works 192 hours per week and services more than 860 ELF sites throughout the City. A service return frequency category of very high, high, medium, or low is assigned to each business and is based on the typical level of trash encountered. Very high and high frequency businesses are serviced twice a month while medium and low frequency businesses are serviced once a month. The City provides route and service updates to the program during each month. ELF staff remove litter 50 feet on either side of the front door of the designated businesses (for a total area of 100 linear feet in front of each ELF business). Crews refer illegal dumping or very high levels of trash to the City for abatement. Each employee is equipped with a work truck and cleaning supplies, as well as a mobile device to input real time statistics and submit work orders to the City. In FY 2016-2017, crews collected more than 2,900 bags of trash weighing about 62,000 pounds. Finally, in late FY 2016-2017 the City launched a Mobile Food Vendor Program and included an Excess Litter Fee of \$100 in the mobile food vendor permit fees. This will allow the City’s contractor to expand litter abatement efforts in areas where mobile food vendors operate. Attachment C.10.10 shows ELF businesses in high/very high Trash Generations areas and Attachment</p>
--------------------------------	--

<p>Citywide Summary (continued)</p>	<p>C.10.11 shows ELF businesses in TMAs. Attachment C.10.12 provides a fact sheet on the ELF program. This program is implemented citywide with emphasis in TMA 1, TMA 2, TMA 8, TMA 11 and TMA 12.</p> <p>The following table shows the number of ELF businesses located within each TMA. As would be expected, most ELF businesses are located immediately adjacent to arterials and major road thoroughfares (TMA 1) and in commercial centers (TMA 2).</p>		
	TMA	TMA Name	# of ELF Business
	TMA1	Arterials	333
	TMA2	Commercial Centers	260
	TMA3	North Oakland	7
	TMA4	Former Army Base	1
	TMA5	West Oakland	9
	TMA6	Shoreline	15
	TMA7	Lake Merritt Watershed	24
	TMA8	Downtown Oakland	95
	TMA9	San Antonio	20
	TMA10	Sausal Creek	6
	TMA11	East Oakland (1)	18
	TMA12	East Oakland (2)	24
	TMA13	Industrial East Oakland 1- West	3
	TMA14	Industrial East Oakland 2 - East	4
	TMA15	Port/Airport (non-jurisdictional)	14
TMA16	Hills	29	
	Total	862	
<p>Business Improvement District Abatement</p> <p>Business Improvement Districts (BIDs) are self-imposed assessment districts established by a majority vote of licensed businesses and/or property owners in the district and through technical assistance from the City. There are currently 10 Business Improvement Districts (BIDs) in Oakland. Major portions of TMA #2 (Commercial Areas) overlap with BID boundaries. BIDs hire full-time staff to remove litter, increase the number and/or capacity of trash containers in specific BIDs, maintain landscaping, assist commercial establishments with trash container management, and install cigarette butt receptacles and public signage designed to discourage littering. For example, the Lake Merritt Uptown BID and the Downtown Oakland BID hired private contractors in FY 2016-2017 to remove 250,000 pounds of trash from these BIDs.</p>			

<p>Citywide Summary (continued)</p>	<p>In the Dimond area, two Associations provide some of the same services as those provided by BIDs. The Dimond Improvement Association’s (DIA) volunteer work group, Keep Dimond Clean, removes about 12,000 pounds of sidewalk litter every year. In addition, the DIA and the Dimond Business & Professional Association collaborate to hire a work crew to remove additional litter and debris annually.</p>			
	<p>In FY 2017-2018 the BID program may be expanded. The City Administrator’s Office will be working with stakeholders to encourage the formation of BIDs in five areas. See Attachment C.10.13 for a map showing existing and potential BIDs in each TMA and Attachment C.10.14 for a listing of current and potential BIDS. The following table provides the number of BID acres in each TMA:</p>			
	TMA	TMA Name	Existing BID Acres (10 BID + Dimond Area)	Potential Future BID Acres
	TMA 1	Arterials	29	115
	TMA 2	Commercial Centers	463	104
	TMA 3	North Oakland	0	0
	TMA 4	Former Army Base	0	0
	TMA 5	West Oakland	0	0
	TMA 6	Shoreline	0	63
	TMA 7	Lake Merritt Watershed	1	19
	TMA 8	Downtown Oakland	149	6
	TMA 9	San Antonio	0	0
	TMA 10	Sausal Creek	6	0
	TMA 11	East Oakland (1)	3	0
	TMA 12	East Oakland (2)	0	0
	TMA 13	Industrial East Oakland 1- West	0	12
	TMA 14	Industrial East Oakland 2 - East	0	190
	TMA 15	Port/Airport – Non-jurisdictional	0	115
	TMA 16	Hills	1	5
		Totals	652	629

<p>Citywide Summary (continued)</p>	<p>Facility Inspection and Control</p>																														
	<p>In FY 2016-2017, the City inspected more than 480 businesses through its Stormwater Business Inspection Program (Attachment C.10.15 provides a map showing each business location).⁸ Inspectors identify overflowing trash cans, visually assess trash condition (including in the right-of-way and in ancillary properties), and collect information on facility-specific control measures (e.g., Does the facility sweep up litter on the public right-of-way (ROW) and/or ancillary property? How frequently?).⁹ Inspections were prioritized in very high and high trash generation areas and included inspections of grocery stores, gas stations, restaurants, auto maintenance facilities, and 17 other business types, such as nurseries. The following table describes the number of facilities inspected, the number of facilities that received an A (Low) or B (Moderate) visual assessment grade, and the number of businesses where litter is cleaned up at least four times per week:</p>																														
<table border="1"> <thead> <tr> <th>FY 2016-2017 Facility Type</th> <th># of Facilities Inspected</th> <th># of Facilities with A or B Trash Rating</th> <th>Litter Cleaning in Public ROW 4+ Times Per Week</th> </tr> </thead> <tbody> <tr> <td>Auto Maintenance (non-IGP)</td> <td>155</td> <td>132</td> <td>85</td> </tr> <tr> <td>Grocery Stores</td> <td>72</td> <td>57</td> <td>50</td> </tr> <tr> <td>Gas Stations</td> <td>32</td> <td>30</td> <td>28</td> </tr> <tr> <td>Restaurants</td> <td>208</td> <td>196</td> <td>169</td> </tr> <tr> <td>Other</td> <td>17</td> <td>14</td> <td>8</td> </tr> <tr> <td>Totals</td> <td>484</td> <td>429</td> <td>340</td> </tr> </tbody> </table>	FY 2016-2017 Facility Type	# of Facilities Inspected	# of Facilities with A or B Trash Rating	Litter Cleaning in Public ROW 4+ Times Per Week	Auto Maintenance (non-IGP)	155	132	85	Grocery Stores	72	57	50	Gas Stations	32	30	28	Restaurants	208	196	169	Other	17	14	8	Totals	484	429	340			
FY 2016-2017 Facility Type	# of Facilities Inspected	# of Facilities with A or B Trash Rating	Litter Cleaning in Public ROW 4+ Times Per Week																												
Auto Maintenance (non-IGP)	155	132	85																												
Grocery Stores	72	57	50																												
Gas Stations	32	30	28																												
Restaurants	208	196	169																												
Other	17	14	8																												
Totals	484	429	340																												
<p>The following table provides a summary of inspection results in each TMA, including the number of businesses inspected, the number of businesses that sweep in front and around their business 4-6 times per week, and the number of businesses that did not require a trash issue verbal notice during the inspection.</p>																															

⁸ This does not include the Industrial General NPDES Permit (IGP) businesses inspected by the City of Oakland Fire Department.

⁹ Inspectors also assess compliance with the City’s polystyrene ban number. This jurisdictional source control is discussed in section C.10.b.iv (Trash Reduction – Source Controls) of this report.

Citywide Summary (continued)	TMA	TMA Name	Number of Businesses		
			Inspected	Swept 4-6x per Week	Compliant (No Enforcement Needed for Trash Issues)
	TMA1	Arterials	178	131	144
	TMA2	Commercial Centers	152	100	138
	TMA3	North Oakland	6	4	5
	TMA4	Former Army Base	1	0	1
	TMA5	West Oakland	6	2	6
	TMA6	Shoreline	23	15	20
	TMA7	Lake Merritt Watershed	20	16	20
	TMA8	Downtown Oakland	42	32	40
	TMA9	San Antonio	17	14	14
	TMA10	Sausal Creek	1	0	1
	TMA11	East Oakland (1)	7	0	7
	TMA12	East Oakland (2)	9	4	9
	TMA13	Industrial East Oakland 1 - West	6	1	5
	TMA14	Industrial East Oakland 2 - East	12	6	9
	TMA15	Port/Airport (non-jurisdictional)	4	1	3
	TMA16	Hills	0	0	0
		Total	484	326	422

On-Land Clean-Up Efforts (Not Including Results from Earth Day and Creek to Bay Day)

Adopt a Spot Program – On-Land Clean-up Elements

Oakland's award-winning Adopt a Spot program supports individuals, neighborhood groups, civic organizations, and businesses in ongoing cleaning and greening of parks, creeks, shorelines, storm drains, streets, trails, and other public spaces. The program allows volunteers to "adopt" individual sites, pick up trash at the site, and track and report their volunteer hours. The City tracks the active "adopt" sites by asking "adopters" to record the number of volunteers and hours spent at an adopted site. These volunteer hours are recorded and used to estimate total volume of trash removed through volunteer efforts.

<p>Citywide Summary (continued)</p>	<p>Under the heading of “Adopt a Spot” volunteers can adopt an on-land site such as a spot, or a park. If the volunteer adopts a median, it is tracked under the “Adopt a Park” portion of the overall program. Creeks and drains can also be adopted and are described below in this report.</p> <p>In FY 2016-2017, citywide, volunteers clocked about 60,000 on-land clean-up volunteer hours at adopted spots and parks. The City estimates that these volunteers removed about 45,000 gallons of trash. Additionally, there was a 190% increase in the number of Adopt a Spot applications received and approved from FY 2015-2016 to FY 2016-2017.</p> <p>See Attachment C.10.16 for the map of the 195 confirmed active adopted spots and parks (if they adopt a median, the data is collected under the “park” category). The map also includes 46 confirmed active adopted creek sites where volunteers often clean up beyond the creek bank area. The following table lists the number of confirmed active adopted spots in each Trash Management Area (TMA):</p> <table border="1" data-bbox="436 597 1503 1357"> <thead> <tr> <th>TMA</th> <th>TMA Name</th> <th>Adopted Spots and Parks (Parks Include Medians)</th> </tr> </thead> <tbody> <tr><td>TMA1</td><td>Arterials</td><td>59</td></tr> <tr><td>TMA2</td><td>Commercial Centers</td><td>21</td></tr> <tr><td>TMA3</td><td>North Oakland</td><td>7</td></tr> <tr><td>TMA4</td><td>Former Army Base</td><td>0</td></tr> <tr><td>TMA5</td><td>West Oakland</td><td>8</td></tr> <tr><td>TMA6</td><td>Shoreline</td><td>2</td></tr> <tr><td>TMA7</td><td>Lake Merritt Watershed</td><td>20</td></tr> <tr><td>TMA8</td><td>Downtown Oakland</td><td>5</td></tr> <tr><td>TMA9</td><td>San Antonio</td><td>3</td></tr> <tr><td>TMA10</td><td>Sausal Creek</td><td>5</td></tr> <tr><td>TMA11</td><td>East Oakland (1)</td><td>18</td></tr> <tr><td>TMA12</td><td>East Oakland (2)</td><td>7</td></tr> <tr><td>TMA13</td><td>Industrial East Oakland 1- West</td><td>3</td></tr> <tr><td>TMA14</td><td>Industrial East Oakland 2 - East</td><td>2</td></tr> <tr><td>TMA15</td><td>Port/Airport (non-jurisdictional)</td><td>0</td></tr> <tr><td>TMA16</td><td>Hills</td><td>35</td></tr> <tr> <td></td> <td>Total</td> <td>195</td> </tr> </tbody> </table>	TMA	TMA Name	Adopted Spots and Parks (Parks Include Medians)	TMA1	Arterials	59	TMA2	Commercial Centers	21	TMA3	North Oakland	7	TMA4	Former Army Base	0	TMA5	West Oakland	8	TMA6	Shoreline	2	TMA7	Lake Merritt Watershed	20	TMA8	Downtown Oakland	5	TMA9	San Antonio	3	TMA10	Sausal Creek	5	TMA11	East Oakland (1)	18	TMA12	East Oakland (2)	7	TMA13	Industrial East Oakland 1- West	3	TMA14	Industrial East Oakland 2 - East	2	TMA15	Port/Airport (non-jurisdictional)	0	TMA16	Hills	35		Total	195
TMA	TMA Name	Adopted Spots and Parks (Parks Include Medians)																																																					
TMA1	Arterials	59																																																					
TMA2	Commercial Centers	21																																																					
TMA3	North Oakland	7																																																					
TMA4	Former Army Base	0																																																					
TMA5	West Oakland	8																																																					
TMA6	Shoreline	2																																																					
TMA7	Lake Merritt Watershed	20																																																					
TMA8	Downtown Oakland	5																																																					
TMA9	San Antonio	3																																																					
TMA10	Sausal Creek	5																																																					
TMA11	East Oakland (1)	18																																																					
TMA12	East Oakland (2)	7																																																					
TMA13	Industrial East Oakland 1- West	3																																																					
TMA14	Industrial East Oakland 2 - East	2																																																					
TMA15	Port/Airport (non-jurisdictional)	0																																																					
TMA16	Hills	35																																																					
	Total	195																																																					

<p>Citywide Summary (continued)</p>	<p>On-Land Clean Up Efforts (Adopt a Spot, Community Clean Ups and Team Oakland)</p> <p>In addition to the Adopt a Spot program, the City implements other on-land clean-up efforts, such as Community Clean Ups and Team Oakland, and records the number of volunteer hours, sites and events. Attachment C.7.1 provides FY 2016-2017 volunteer hours and estimated gallons of trash removed from most of the City’s on-land clean-up efforts (the table excludes Earth Day and Coastal Cleanup Day results – see section C.10.e for information on these events). The table below describes changes in on-land clean-up volunteer participation activities since 2010. There was a 60% net increase in volunteer hours since 2010.</p> <table border="1" data-bbox="436 472 1715 683"> <thead> <tr> <th>Indicator</th> <th>2010 ¹⁰</th> <th>2016-17</th> <th>% Change Since FY 2010</th> </tr> </thead> <tbody> <tr> <td>Volunteer Hours (on-land clean-ups at adopted spots, parks, and medians & community events)</td> <td>44,000</td> <td>71,475</td> <td>60% Increase in hours</td> </tr> <tr> <td>No. of On-Land Events (on-land clean ups at adopted spots, parks, medians & community events)</td> <td>1,109</td> <td>7,987</td> <td>720% Increase in number of events</td> </tr> </tbody> </table> <p>Adopt A Drain</p> <p>In 2013, the City officially launched an “Adopt a Drain” program (www.adoptadrainoakland.com). Prior to 2013, and beginning in 2002, volunteers adopted drains as part of their Adopt a Spot agreement. In FY 2013-2014 an online Adopt a Drain registration system was implemented and volunteers adopted 177 storm drain inlets that year. In FY 2016-2017 the City added 183 new adopted storm drains, bringing the total number to 1,159, a 611% increase in adopted drains since the online registration program was initiated in 2013. This translates to regular debris and trash removal for more than 15% of the City’s estimated 7,500 storm drains.</p> <p>While the primary focus of the Adopt a Drain program is removal of debris before and during storm events, volunteers also remove litter at the adopted storm drain. In addition, adopters do most of their cleaning just prior to rain events after receiving notification from City staff of approaching storms. The Regular cleaning of these storm drains removes a substantial amount of litter that would have otherwise entered the storm drain.</p> <p>See Attachment C.10.17 for a map of Adopt-a-Drain locations. A summary of the Adopt-a-Drain Program data is provided in the following tables:</p>	Indicator	2010 ¹⁰	2016-17	% Change Since FY 2010	Volunteer Hours (on-land clean-ups at adopted spots, parks, and medians & community events)	44,000	71,475	60% Increase in hours	No. of On-Land Events (on-land clean ups at adopted spots, parks, medians & community events)	1,109	7,987	720% Increase in number of events
Indicator	2010 ¹⁰	2016-17	% Change Since FY 2010										
Volunteer Hours (on-land clean-ups at adopted spots, parks, and medians & community events)	44,000	71,475	60% Increase in hours										
No. of On-Land Events (on-land clean ups at adopted spots, parks, medians & community events)	1,109	7,987	720% Increase in number of events										

¹⁰ Data in 2010 is only available in calendar year. The 2010 calendar year is compared to the 2016-2017 fiscal year.

Citywide Summary (continued)	FY 2016-2017 Results		FY 2016-2017	
	New Adopted Storm Drain Inlets		183	
	# Storm Drain Cleaning Events		8,388	
	# Volunteer Hours		12,877	

Total Storm Drains Adopted by June 30, 2013	Total Storm Drains Adopted by June 30, 2016	Total Storm Drains Adopted by June 30, 2017	% Increase Since 2013
177	976	1,159	611%

Homeless Encampment Abatement

Starting in 2011, the City initiated a multi-agency Homeless Encampment Task Force that meets monthly to target areas vulnerable to homeless occupation. The task force prioritizes monthly homeless encampment clean-ups, coordinates agency resources (illegal dumping crew, homeless social services and fire department personnel) for the monthly clean-up efforts, collaborates with adjacent landowners (such as Caltrans) on encampment prevention and trash removal, and identifies physical barriers, such as fencing or boulder installations, to prevent encampment establishment at potential tent site locations.

Starting July 1, 2014, the City established a priority clean-up protocol for all homeless encampments within 250 feet of an open waterway. Proximity to an open waterway is now considered when prioritizing homeless encampments for clean-up. In FY 2016/2017, the City abated over 390 homeless encampments and removed more than 219,000 gallons of trash in the public Right of Way and adjacent to creeks. Of these, 11 encampments were within 250 feet of a waterway and were given highest priority to abate. City staff completed more than 50 encampment abatements in areas within 250 feet of a waterway in FY 2016-2017 (staff cleaned the same location multiple times).

The population of unsheltered residents has grown dramatically in the last five years and the City continues to invest greater resources into cleaning up encampments and implementing long-term solutions such as more transitional and temporary housing. The City's homeless encampment abatements have increased over time with 10 abatements from 2010 to 2013, 91 abatements in FY 2014-2015, over 193 abatements in 2015/2016, and 390 abatements this fiscal year. Abatements resulted in an increase from about 178,000 gallons removed in FY 2015-2016 to more than 219,642 gallons removed in FY 2016-2017. This is more than a 23% increase in total gallons removed since FY 2015-2016.

The City will be developing a Direct Discharge Plan for reducing the water quality impacts from homeless encampments and illegal dumping. The plan will include methods, resources, and coordination to be implemented moving forward (see **Attachment C.10.1**).

<p>Citywide Summary (continued)</p>	<p>Illegal Dumping Abatement</p> <p>Illegal dumping is one of the main sources of trash generation in Oakland. In FY 2016-2017 City programs removed more than 11,000,000 gallons of debris and litter from City streets, parks and the right-of-way.¹¹ Though dumping occurs citywide, it is concentrated in certain areas around the City. See the “heat map” (Attachment C.10.18) showing the areas in Oakland with the largest removal of illegally dumped materials.</p> <p>Oakland Public Works Keep Oakland Clean and Beautiful Division (KOCB) staff respond to citizen calls of litter and illegal dumping. The Illegal Dumping Abatement Program operates 7 days per week. On the weekend, there are 4 full time crews in 4 garbage trucks. Monday and Friday there are 12 full-time crews that utilize 12 trucks (garbage, flatbed, overhead loader, and pickup). From Tuesday through Thursday there are 16 fulltime crews that utilize the trucks. This work is accomplished by 38 staff including three supervisors, 10 crew leaders, and 25 workers. Materials are picked up and taken to the Davis Street transfer station. Starting in 2009, every call and clean-up activity for illegal dumping is tracked through the City’s data tracking system, Cityworks. In 2009, the City established a performance standard that 85% of its illegal dumping requests will be cleaned up within three working days. Per the summary chart below, the volume of material removed and the number of work orders issued for illegal dumping abatement has steadily increased.</p>
--	--

¹¹ The total gallons removed includes trash removed by the City’s Contractor, Waste Management of Alameda County (WMAC). In July 2015, as part of the new Mixed Material and Organics Franchise Agreement (MM&O) with WMAC, Oakland began assigning 25 illegal dumping service requests received per work day to WMAC. This provides approximately 6,000 collections per year with an additional, estimated 18,000 cubic yards (more than 3,600,000 gallons) collected and removed. After June 30, 2017, Oakland will assign 30 services requests per work day as provided in the MM&O Agreement. These WMAC abatement sites and trash volume abated are NOT included in the heat map (Attachment C.10.18) analysis.

Citywide Summary (continued)		FY 2012-2013	FY 2013-2014	FY 2014-2015	FY 2015-2016	FY 2016-2017	Additional by WMAC Contractor in FY 2016-2017	TOTAL FY 2016-2017
	% of Sites Cleaned within 3 Days	86%	75%	90%	85%	81%	100%	N/A
	# of illegal Dumping Work Orders Closed by City Staff (KOCB)	15,692	17,346	17,848	21,899	> 26,758	<u>6,132</u> ¹²	> 32,758
	Volume of Material Removed (gallons)	7,305,053	7,603,767	6,888,389	7,303,841	7,820,682	<u>~3,500,000</u> ¹³	11,320,682

The following table provides the approximate volume of illegally dumped material removed by City staff in each TMA (the amount removed by the WMAC contractor was not included in the analysis):

TMA	TMA Name	Approximate Volume Removed by City Staff - Illegal Dumping (Gallons)¹⁴
TMA1	Arterials	1,935,277
TMA2	Commercial Centers	224,439
TMA3	North Oakland	147,792
TMA4	Former Army Base	404
TMA5	West Oakland	877,004
TMA6	Shoreline	221,561

¹² The Waste Management of Alameda County (WMAC) clean-up requests are called “Service Requests” and are tracked separately from the illegal dumping sites abated by City staff.

¹³ The City does not track the volume collected by WMAC and estimates that this contractor removed about 3,500,000 gallons in FY 2016-2017 based on the number of work orders completed. The City estimates based on the volume of trash they collect per work order.

¹⁴ This table does not include the volume removed by WMAC.

Citywide Summary (continued)	TMA	TMA Name	Approximate Volume Removed by City Staff - Illegal Dumping (Gallons) ¹⁵
	TMA7	Lake Merritt Watershed	442,011
	TMA8	Downtown Oakland	78,617
	TMA9	San Antonio	398,184
	TMA10	Sausal Creek	122,040
	TMA11	East Oakland (1)	493,665
	TMA12	East Oakland (2)	1,602,682
	TMA13	Industrial East Oakland 1- West	238,890
	TMA14	Industrial East Oakland 2 - East	591,469
	TMA15	Port/Airport – Non-jurisdictional	15,754
	TMA16	Hills	430,953
		Total	7,820,743
	<p><u>Illegal Dumping Enforcement Initiative:</u> Starting in Spring of 2013, the City launched an illegal dumping enforcement initiative. This effort is multi-pronged and has created a more effective mechanism for holding illegal dumpers accountable. The initiative includes: creation of a multi-departmental task force, modification of the City ordinance, institution of administrative fines for illegal dumping incidents, creation of “sting operations”, and establishment of a rewards program for encouraging reporting of illegal dumping. TMA #5 is one of the areas targeted for illegal dumping removal and the illegal dumping enforcement initiative.</p> <p>In September 2014, the City Council appropriated funds to increase awareness and launched a reward program to encourage community members to provide info on illegal dumping. On September 16, 2017, Oakland City Council made the reward program permanent and retroactive to January 1, 2017. Since initiation of this reward program, the City has granted over \$9,236 in awards. The program is prominently advertised in multiple locations on the City's website and through fliers distributed throughout the City at Neighborhood Crime Prevention Council meetings and other community meetings. In addition, the City makes it easy to report illegal dumping through the Call Center, via email, an online reporting form, and a mobile phone/web app.</p> <p>In FY 2013-2014 the City issued 71 citations and collected \$17,160 in fines. In FY 2015-2016 the City issued 83 citations and collected \$25,221 in fines. This fiscal year (FY 2016-2017) the City has issued 31 citations for illegal dumping and collected \$10,426.27 in fines.</p>		

¹⁵ This table does not include the volume removed by WMAC.

<p>Citywide Summary (continued)</p>	<p><u>Physical Deterrence:</u> KOCB has implemented structural controls to help reduce illegal dumping. In 2009, KOCB identified 83 “high priority” illegal dumping sites and in 2010 the City launched a pilot video program that placed deterrence devices (live cameras and dummy cameras) at 46 of those locations. In addition, the City has installed physical barriers (logs, boulders, fences) at known dump sites to discourage dumping. In FY 2013-2014, physical barriers were installed at 3 sites (Golflinks Rd. and Glenly, 105th and Edes, 32nd St. and Hannah Avenue) and staff noted a decline in dumping at those sites. These physical barriers were maintained and remained effective in FY 2016-2017 and the City continues to look for opportunities to implement physical deterrence methods.</p> <p><u>Funding:</u> Public Works spends \$5.5 million per year on addressing illegal dumping and was allocated an additional \$340,000 for FY 17-18 and \$450,000 in FY 18-19 for additional illegal dumping staff. The FY 2017-2019 Budget allocated an additional \$350,000 in one time funding which will pay for one additional full size packer truck. The truck will be received sometime in FY 2017-2018</p> <p>The City is pursuing funding through the Calrecycle for additional cameras and staff to perform illegal dumping stakeouts so law enforcement can be contacted immediately to improve chances of apprehending suspected illegal dumpers. The goal of this approach will be to improve and publicize enforcement actions to discourage illegal dumping in Oakland.</p> <p>Enhanced Street Sweeping</p> <p>The City’s intensive street sweeping program is the most widespread control measure the City uses to remove its trash. The City has posted signs on all routes and uses a rigorous enforcement program to help ensure compliance with the parking restrictions. The City targets some of its street sweeping efforts to “Very High” trash producing areas including downtown Oakland, business districts and major arterials. This targeted street sweeping program provides three or more street sweeping events per week in those designated high trash areas. Throughout the rest of the City, sweeping is conducted monthly, bi-weekly and weekly, depending on the trash level. Street sweeping frequency is noted in Attachment C.10.17. To enhance performance above its baseline street sweeping program, the City has implemented many control measures since 2009:</p> <ul style="list-style-type: none"> • Starting in 2009, the City began to track the re-paving of its City streets to reduce potholes. Smoother streets also improve the efficiency of the sweepers in removing trash. The Paving Dashboard map (see http://oakbec.s3.amazonaws.com/MapLanding/maps/pavingdashboard.html) shows the streets that have been resurfaced in the last five years, current paving projects, and the paving prioritization plan. • In 2010 all sweeper units were equipped with GPS devices that log the route and speed of each vehicle. This helps ensure sweepers are operated in a way that provides the most effective result. • In 2012, the City added a regenerative air sweeper that in high trash areas is used in tandem with a mechanical broom sweeper to ensure full trash removal. In 2013-2014, the City added three more regenerative air sweepers and eight new mechanical broom sweepers. • In FY 2014-2015, sweeping operators received training on trash reduction goals for the City and the importance of the sweeping program in meeting those goals (July staff has received training on the importance of trash reduction and street sweeping (July 29, 2015). • In 2015 and 2016 the City conducted a routing analysis of its street sweeping program. Applying the results of the efficiency analysis, the City was able to improve sweeping efficiency and effectiveness.
---	---

<p>Citywide Summary (continued)</p>	<ul style="list-style-type: none"> In FY 2016-2017, the City continued to implement the street sweeping program. It takes four weeks of each month to complete planned street sweeping throughout the City. On the remaining days each month (not including February), City staff conduct additional sweeping. They consider trash generation levels when prioritizing street sweeping on the “extra” days each month. <p>Trash Reduction Public Education and Outreach Programs</p> <p>See the Provision C.7.e Public Information and Outreach section of the Alameda Countywide Clean Water Program (ACCWP) FY 2016-2017 Annual Report for a summary of related outreach activities. Oakland also has the following programs:</p> <p>Through its contractor, the Lake Merritt Institute, the City continues to conduct watershed educational activities targeted toward trash reduction. LMI leads local school groups on field trips around Lake Merritt to collect litter and debris and educate the students about the sources of trash and trash reduction strategies. See Section C.7.e for detailed discussion of public education and outreach.</p> <p>In addition, ACCWP funded a community stewardship grant to Earth Team for the Zero Litter Internship Program. In FY 2016-2017, about 28 student interns conducted Zerolitter outreach activities at two public schools in Oakland: Oakland Tech and Oakland High. Interns worked to reduce litter at their school and the surrounding neighborhood. See the Earth Team Annual Report to the ACCWP in Attachment C.10.20. See the Provision C.7.e Public Information and Outreach section of the ACCWP FY 2016-2017 Annual Report for a summary of assessment methods for outreach activities conducted by ACCWP.</p> <p>The ReThink Disposable Program is a technical assistance program that helps food businesses reduce waste and cut costs by minimizing disposable product usage.¹⁶ The City participated in the program in FY 2015-2016. During that year, the program’s sponsor, the Clean Water Fund, estimated a 7,858-pound prevention/reduction of disposable food containers from participating Oakland businesses. Currently there are 18 businesses in Oakland actively participating in the ReThink Program. Together, these businesses eliminated more than 900,000 pieces of packaging, more than 13,500 pounds of waste and saved almost \$29,000. StopWaste is continuing to contract with Clean Water Fund to implement the ReThink Disposable Program in Oakland in FY 2017-2018. Clean Water Fund has a goal to add one to two more businesses in Oakland in FY 2017-2018.</p>
--	--

¹⁶ Visit <http://www.cleanwater.org/features/reducing-disposables-food-service> for more information on this program.

Citywide Summary (continued)	The following table describes the percentage of each Trash Generation Rate Category found in each Trash Management Area and is from the City's 2014 Long Term Trash Reduction Strategy:						
	TMA	NAME	Jurisdictional Area (Acres)	Trash Generation Category			
				Very High	High	Moderate	Low
	1	Arterials	2701.1	47%	29%	20%	4%
	2	Commercial Centers	657.6	50%	13%	26%	1%
	3	North Oakland	978.1	2.8%	56.2%	35.6%	5.3%
	4	Former Army Base	140.7	0.0%	0.0%	100.0%	0.0%
	5	West Oakland	946.1	10.0%	81.1%	8.9%	0.0%
	6	Shoreline	808.8	2.8%	0.1%	97.1%	0.0%
	7	Lake Merritt Watershed	1,329.9	22.3%	6.6%	66.9%	4.1%
	8	Downtown Oakland	306.1	87.7%	12.3%	0.0%	0.0%
	9	San Antonio	777.0	29.7%	41.7%	25.7%	2.8%
	10	Sausal Creek	475.0	12.3%	21.2%	36.0%	30.5%
	11	East Oakland (1)	1,416.0	3.8%	12.7%	80.7%	2.8%
	12	East Oakland (2)	2,672.5	3.8%	65.9%	26.9%	3.3%
	13	Industrial Oakland - West	373.6	3.1%	38.5%	57.5%	1.0%
	14	Industrial Oakland - East	576.5	100.0%	0.0%	0.0%	0.0%
15	Port/Airport	Non-jurisdictional	-	-	-	-	
16	Hills	14,179.2	0.0%	0.1%	1.7%	98.2%	
<p>The remainder of table C.10.b.ii describes details on the “Other Trash Management Actions” implemented in each TMA. On-Land Visual Trash Assessments (OVTAs) indicate that these actions are helping the city reduce trash loads. See Attachment C.10.9 for a summary of program data from each TMA compared to the Visual Trash Assessment Trash Load Reduction Percent.</p>							

<p>TMA 1 - Arterials</p>	<p>Trash Management Actions Other than Full Trash Capture in TMA 1 - Arterials</p> <p>TMA 1 includes arterials (i.e., high capacity urban roads) and major road thoroughfares. This TMA covers 2,701 acres (10%) of the City's jurisdiction. The Trash Generation Rate is High or Very High in 76% of this TMA. The City conducted 176 On-Land Visual Trash Assessments (OVTAs) in FY 2016-2017 following the BASMAA protocol and calculated an <u>18% trash load reduction</u> in this TMA. The programs described in the Citywide summary above and in this TMA 1 summary contributed to this result.</p> <p><u>Businesses Litter Abatement</u></p> <p>Of the total ELF businesses, 333 (39%) are located within TMA 1. In addition, most of the Laurel Business Improvement District (BID), and 23% of the Lake Merritt BID falls in TMA 1. The City is working with businesses and property owners from additional neighborhood commercial areas to potentially add two BIDs that would include acreage in TMA 1 in the Coliseum and the Oakland Airport areas. The City is also exploring ways to track volume of trash removed through the BID and the ELF programs within each TMA, however, this data is not available now.</p> <p>The City's stormwater business inspection contractor inspected 178 businesses in TMA 1 in FY 2016-2017. Of these, 34 were required to address trash management and littering issues and received a verbal notice during the inspection. 131 of the inspected businesses reported that they sweep in front and around their business 4-6 times per week.</p> <p>Compared to other TMAs, TMA1 included the largest percentage of ELF businesses (39%) and inspected businesses (37%).</p> <p><u>Adopt and other On-Land Clean-up Actions</u></p> <p>In TMA 1, there are 59 confirmed active adopted spots (includes parks and medians) and more than 140 adopted storm drains (georeferenced adopted storm drain data is from FY 2015-2016 – the overall number of adopted storm drains increased in FY 2016-2017).</p> <p><u>Homeless Encampment Abatement and Illegal Dumping Abatement</u></p> <p>In TMA 1, more than 48,000 gallons of trash and debris were removed from homeless encampments and more than 1,900,000 gallons of trash and debris were removed from illegal dumping sites. Combined, this was the largest volume of trash removed from any TMA throughout the City.</p> <p><u>Street Sweeping</u></p> <p>Most of TMA 1 is swept three times per week or more. Some streets are swept one time a week or at a different frequency. To improve street sweeping effectiveness, parking restrictions are in place and are strictly enforced.</p> <p><u>Trash Reduction Public Education and Outreach Programs</u></p> <p>One business adjacent TMA 1 (located in TMA 8) implements ReThink Disposable practices. Thirty students from Franklin Elementary received litter abatement outreach and education from Lake Merritt Institute staff (through a contract with the City). This school is adjacent TMA 1 and is in TMA 7.</p>
---------------------------------	--

<p>TMA 2 – Commercial Areas</p>	<p>Trash Management Actions Other than Full Trash Capture in TMA 2 – Commercial Areas</p> <p>TMA 2 includes geographic areas with concentrated retail and commercial land uses. These commercial centers attract high volumes of car and pedestrian traffic and often have transit stations and hubs. This TMA covers 657 acres (2%) of the City’s jurisdiction. The City conducted 164 OVTAs in FY 2016-2017 and calculated a <u>6% trash load reduction</u> in this TMA. The programs described in the Citywide summary above and in the following TMA 2 summary contributed to this result.</p> <p><u>Businesses Litter Abatement</u></p> <p>Of the total ELF businesses, 260 (30%) are in TMA 2. About 70% of the existing BIDs, covering 463 acres, also fall in TMA 2 and the City and businesses/property owners are exploring adding two more in the Chinatown and Piedmont areas.</p> <p>The City’s stormwater business inspection contractor inspected 152 businesses in TMA 2 in FY 2016-2017. Of these, 14 were required to address trash management and littering issues and received a verbal notice during the inspection. 100 of the inspected businesses reported that they sweep in front and around their business 4-6 times per week.</p> <p>Compared to other TMAs, TMA2 included the 2nd largest percentage of ELF businesses (30%) and inspected businesses (31%) in FY 2016-2017.</p> <p><u>Adopt Program Actions</u></p> <p>In TMA 2, there are 21 confirmed active adopted spots and more than 55 (from 2015-2016 data) adopted storm drains.</p> <p><u>Homeless Encampment Abatement and Illegal Dumping Abatement</u></p> <p>In TMA 2, more than 28,000 gallons of trash and debris were removed from homeless encampments and more than 224,000 gallons of trash and debris were removed from illegal dumping sites.</p> <p><u>Street Sweeping</u></p> <p>Most of TMA 2 is swept three times per week or more. A small percentage of streets are swept one time a week or at a different frequency. To improve street sweeping effectiveness, parking restrictions are in place and are strictly enforced. Street sweeping in this TMA has increased since the City documented street sweeping efforts in the 2014 Long Term Trash Reduction Strategy.</p> <p><u>Trash Reduction Public Education and Outreach Programs</u></p> <p>Four businesses in TMA 2 implement the ReThink Disposable program. Based on estimates from Clean Water Action, these businesses eliminated more than 280,000 pieces of packaging and 4,500 lbs. of waste by implementing the ReThink program and they save more than \$10,000 per year by reducing the number of disposable items purchased.</p> <p>A total of 131 students received litter abatement outreach and education from Lake Merritt Institute staff (through a contract with the City) in TMA 2 as well.</p>
--	---

<p>TMA 3 – North Oakland</p>	<p>Trash Management Actions Other than Full Trash Capture in TMA 3 – North Oakland</p> <p>TMA 3 borders the City of Berkeley to the north and the City of Emeryville to the west. Litter in TMA 3 is generated by commercial centers and high density residential land uses. This TMA covers 978 acres (1%) of the City’s jurisdiction. The City conducted 52 OVTAs in FY 2016-2017 and calculated a <u>2.4% trash load reduction</u> in this TMA. The programs described in the Citywide summary above and in the following TMA 3 summary contributed to this result.</p> <p><u>Businesses Litter Abatement</u> Of the total ELF businesses, 7 (1%) are in TMA 3. There are no BIDs in TMA 3.</p> <p>The City’s stormwater business inspection contractor inspected 6 businesses in TMA 3 in FY 2016-2017. Of these, one was required to address trash management and littering issues and received a verbal notice during the inspection. Four of the inspected businesses reported that they sweep in front and around their business 4-6 times per week.</p> <p><u>Adopt Program Actions</u> In TMA 3, there are 7 confirmed active adopted spots and more than 75 (from FY 2015-2016 data) adopted storm drains.</p> <p><u>Homeless Encampment Abatement and Illegal Dumping Abatement</u> In TMA 3, more than 3800 gallons of trash and debris were removed from homeless encampments and more than 147,000 gallons of trash and debris were removed from illegal dumping sites in FY 2016-2017.</p> <p><u>Street Sweeping</u> Much of TMA 3 is swept once or twice per month. To improve street sweeping effectiveness, parking restrictions are in place and are strictly enforced.</p>
<p>TMA 4 – Former Army Base</p>	<p>Trash Management Actions Other than Full Trash Capture in TMA 4 – Former Army Base</p> <p>TMA 4 served as a US Army facility until it was closed in 1999. It is being redeveloped by a public-private partnership. This redevelopment effort will provide all new infrastructure for the site. This TMA covers 141 acres (0.5%) of the City’s jurisdiction. The City conducted 6 OVTAs in FY 16-17 in TMA 4 and did not observe a Trash Load Reduction. <u>Businesses Litter Abatement</u> Of the total ELF businesses, 1 (0.1%) is in TMA 2. There are no BIDs in TMA 4.</p> <p>The City’s stormwater business inspection contractor inspected one business in TMA 4 in FY 2016-2017. Inspectors did not note any trash management/litter issues requiring a verbal notice.</p> <p><u>Street Sweeping</u> TMA 4 is swept once per month.</p>

<p>TMA 5 – West Oakland</p>	<p>Trash Management Actions Other than Full Trash Capture in TMA 5 – West Oakland</p> <p>TMA 5 includes industrial/warehouse, transportation and residential land uses in West Oakland. Trash in the area is generated by the regional freeway system and transportation activity, and there is significant illegal dumping in this TMA. TMA 5 covers 946 acres (3%) of the City’s jurisdiction. The City conducted 50 OVTAs in FY 2016-2017 and calculated a <u>2.8% trash load reduction</u> in this TMA. The programs described in the Citywide summary above and in the following TMA 5 summary contributed to this result.</p> <p><u>Businesses Litter Abatement</u> Of the total ELF businesses, 9 (1%) are in TMA 5. There are no BIDs in this TMA.</p> <p>The City’s stormwater business inspection contractor inspected 6 businesses in TMA 2 in FY 16/. Inspectors did not note any trash management/litter issues requiring a verbal notice. Two of the inspected businesses reported that they sweep in front of and around their business 4-6 times per week.</p> <p><u>Adopt Program Actions</u> In TMA 5, there are 8 confirmed active adopted spots and more than 29 (FY 2015-2016 data) adopted storm drains.</p> <p><u>Homeless Encampment Abatement and Illegal Dumping Abatement</u> In TMA 5, more than 19,800 gallons of trash and debris were removed from homeless encampments and more than 870,000 gallons of trash and debris were removed from illegal dumping sites. The City is studying alternatives designed to reduce illegal dumping in this TMA and has increased efforts to identify and enforce against people who are contributing to the problem.</p> <p><u>Street Sweeping</u> Most of TMA 5 is swept one time per week and a small percentage of streets are swept at a different frequency. To improve street sweeping effectiveness, parking restrictions are in place and are strictly enforced.</p>
<p>TMA 6 – Shoreline</p>	<p>Trash Management Actions Other than Full Trash Capture in TMA 6 – Shoreline</p> <p>TMA 6 includes areas along the waterfront of the Oakland Estuary with the predominant sources of trash being the regional freeway system and litter associated with recreational use of parks and trails in the area. Many of the waterfront properties are owned by the Port of Oakland and leased to private tenants. The City works with the Port of Oakland and the East Bay Regional Park District to ensure proper trash container management on its shoreline properties. This TMA covers 809 acres (3%) of the City’s jurisdiction. The City conducted 35 OVTAs in FY 2016-2017 and is not taking any <u>trash load reduction</u> in this TMA.</p> <p><u>Businesses Litter Abatement</u> Of the total ELF businesses, 15 (2%) are in TMA 6. There are no existing BIDs in TMA 6, however, the City and businesses/property owners are exploring adding two that would include acreage in TMA 6 (Embarcadero Cove Area and Oakland Airport Area).</p>

	<p>The City’s stormwater business inspection contractor inspected 23 businesses in TMA 6 in FY 2016-2017. Of these, three were required to address trash management/litter issues and received a verbal notice during the inspection. Fifteen of the inspected businesses reported that they sweep in front and around their business 4-6 times per week.</p> <p><u>Adopt Program Actions</u> In TMA 6, there are 2 confirmed active adopted spots and more than 6 (from FY 2015-2016 data) adopted storm drains.</p> <p><u>Homeless Encampment Abatement and Illegal Dumping Abatement</u> In TMA 6, more than 27,000 gallons of trash and debris were removed from homeless encampments and more than 220,000 gallons of trash and debris were removed from illegal dumping sites.</p> <p><u>Street Sweeping</u> A small percentage of TMA 6 is swept between three times per week or one time a week. Most of the TMA is swept at a different frequency. To improve street sweeping effectiveness, parking restrictions are in place and are strictly enforced.</p>
<p>TMA 7 – Lake Merritt Watershed</p>	<p>Trash Management Actions Other than Full Trash Capture in TMA 7 – Lake Merritt Watershed TMA 7 consists of high density housing, arterials and commercial districts around Lake Merritt. This TMA covers 1,330 acres (5%) of the City’s jurisdiction. The City conducted 52 OVTAs in FY 2016-2017 and calculated a <u>2.8% trash load reduction</u> in this TMA. The programs described in the Citywide summary above and in the following TMA 7 summary contributed to this result.</p> <p><u>Businesses Litter Abatement</u> Of the total ELF businesses, 24 (3%) are in TMA 7. Most of the Lake Merritt BID is in TMA 7 and the City and businesses/property owners are exploring adding two more in the Chinatown and Piedmont Ave areas.</p> <p>The City’s stormwater business inspection contractor inspected 20 businesses in TMA 7 in FY 2016-2017. None of the inspected businesses was issued a verbal notice for trash management/littering issues. Sixteen of the inspected businesses reported that they sweep in front and around their business 4-6 times per week.</p> <p><u>Adopt Program Actions</u> In TMA 7, there are 20 confirmed active adopted spots and more than 110 (from FY 2015-2016 data) adopted storm drains.</p> <p><u>Homeless Encampment Abatement and Illegal Dumping Abatement</u> In TMA 7, more than 26,000 gallons of trash and debris were removed from homeless encampments and more than 440,000 gallons of trash and debris were removed from illegal dumping sites.</p>

	<p><u>Street Sweeping</u> About half of TMA 7 is swept three times per week or more. A small percentage of streets are swept one time a week and the remainder is swept at a different frequency. To improve street sweeping effectiveness, parking restrictions are in place and are strictly enforced. Street sweeping in this TMA has increased since the City documented street sweeping frequencies in the 2014 Long Term Trash Reduction Strategy.</p> <p>Trash Reduction <u>Public Education and Outreach Programs</u> One businesses in TMA 7 implements the ReThink Disposable program. A total of 161 students received litter abatement outreach and education from Lake Merritt Institute staff (through a contract with the City) in TMA 7. Thirty of these students were from Franklin Elementary school which is adjacent to TMA 1 (15th Street).</p>
<p>TMA 8 – Downtown Oakland</p>	<p>Trash Management Actions Other than Full Trash Capture in TMA 8 – Downtown Oakland TMA 8 is a high litter area due to a combination of transit hubs, high pedestrian traffic, and high density land uses. This TMA covers 306 acres (1%) of the City’s jurisdiction. The City conducted 44 OVTAs in FY 2016-2017 and calculated a <u>3.2% trash load reduction</u> in this TMA. The programs described in the Citywide summary above and in the following TMA 8 summary contributed to this result.</p> <p><u>Businesses Litter Abatement</u> Of the total ELF businesses, 95 (11%) are in TMA 8. There are two existing BIDs in TMA 8 and the City is exploring adding another in the Chinatown area that will include about six acres in this TMA.</p> <p>The City’s stormwater business inspection contractor inspected 42 businesses in TMA 8 in FY 16/. Of these, two were required to address trash management/litter issues and received a verbal notice during the inspection. Thirty-two of the inspected businesses reported that they sweep in front and around their business 4-6 times per week.</p> <p>Compared to other TMAs, TMA 8 included the 3rd largest percentage of ELF businesses (11%) and inspected businesses (9%) in FY 2016-2017.</p> <p><u>Adopt Program Actions</u> In TMA 8, there are 5 confirmed active adopted spots and more than 40 (from FY 2015-2016 data) adopted storm drains.</p> <p><u>Homeless Encampment Abatement and Illegal Dumping Abatement</u> In TMA 8, more than 1400 gallons of trash and debris were removed from homeless encampments and more than 78,600 gallons of trash and debris were removed from illegal dumping sites.</p>

	<p><u>Street Sweeping</u> Almost all of TMA 8 is swept three times per week or more. A small percentage of streets are swept one time a week. To improve street sweeping effectiveness, parking restrictions are in place and are strictly enforced.</p> <p>Trash Reduction <u>Public Education and Outreach Programs</u> Ten businesses in TMA 8 implement the ReThink Disposable program. Based on estimates from Clean Water Action, these businesses eliminated more than 449,000 pieces of packaging and 4,900 lbs of waste by implementing the ReThink program and they report saving almost \$10,000 per year by reducing the number of disposable items purchased.</p>
<p>TMA 9 – San Antonio</p>	<p>Trash Management Actions Other than Full Trash Capture in TMA 9 – San Antonio TMA 9 has retail and high density housing. This TMA covers 777 acres (3%) of the City’s jurisdiction. The City conducted 45 OVTAs in FY 2016-2017 and calculated a <u>3.4% trash load reduction</u> in this TMA. The programs described in the Citywide summary above and in the following TMA 9 summary contributed to this result.</p> <p><u>Businesses Litter Abatement</u> Of the total ELF businesses, 20 (2%) are in TMA 9. There no BIDs in TMA 9.</p> <p>The City’s stormwater business inspection contractor inspected 17 businesses in TMA 9 in FY 2016-2017. Of these, three were required to address trash management/litter issues and received a verbal notice during the inspection. Fourteen of the inspected businesses reported that they sweep in front and around their business 4-6 times per week.</p> <p><u>Adopt Program Actions</u> In TMA 9, there are three confirmed active adopted spots and more than 34 (from FY 2015-2016 data) adopted storm drains.</p> <p><u>Homeless Encampment Abatement and Illegal Dumping Abatement</u> In TMA 9, more than 59,600 gallons of trash and debris were removed from homeless encampments and more than 389,000 gallons of trash and debris were removed from illegal dumping sites.</p> <p><u>Street Sweeping</u> TMA 9 is swept one to two times per month. To improve street sweeping effectiveness, parking restrictions are in place and are strictly enforced.</p>
<p>TMA 10 – Sausal Creek</p>	<p>Trash Management Actions Other than Full Trash Capture in TMA 10 – Sausal Creek TMA 10 has a combination of high density housing and commercial/retail land uses. This TMA covers 475 acres (2%) of the City’s jurisdiction. The City conducted 15 OVTAs in FY 2016-2017 and calculated a <u>0.6% trash load reduction</u> in this TMA. The programs described in the Citywide summary above and in the following TMA 10 summary contributed to this result.</p>

	<p><u>Businesses Litter Abatement</u> Of the total ELF businesses, 6 (1%) are in TMA 10. Six acres of the 31-acre Dimond BID is in TMA 10. The City's stormwater business inspection contractor inspected 1 business in TMA 10 in FY 2016-2017. The inspector did not identify trash management/litter issues that would warrant a verbal notice during the inspection.</p> <p><u>Adopt Program Actions</u> In TMA 10, there are five confirmed active adopted spots and more than 22 (from FY 2015-2016 data) adopted storm drains.</p> <p><u>Homeless Encampment Abatement and Illegal Dumping Abatement</u> In TMA 10, more than 2000 gallons of trash and debris were removed from homeless encampments and more than 122,000 gallons of trash and debris were removed from illegal dumping sites.</p> <p><u>Street Sweeping</u> TMA 10 is swept one to two times per month. To improve street sweeping effectiveness, parking restrictions are in place and are strictly enforced.</p> <p>Trash Reduction <u>Public Education and Outreach Programs</u> One business in TMA 10 implements the ReThink Disposable program. Based on estimates from Clean Water Action, these businesses eliminated more than 80,000 pieces of packaging and 820 lbs of waste by implementing the ReThink program and they report saving almost \$2,000 per year by reducing the number of disposable items purchased. A total of 56 students received litter abatement outreach and education from Lake Merritt Institute staff (through a contract with the City) in TMA 10 as well.</p>
<p>TMA 11 – East Oakland 1</p>	<p>Trash Management Actions Other than Full Trash Capture in TMA 11 – East Oakland 1</p> <p>TMA 11 has some commercial areas and predominant high-density residential housing. Trash sources include pedestrian litter, poor trash container management and illegal dumping. This TMA covers 1416 acres (5%) of the City's jurisdiction. The City conducted 57 OVTAs in FY 2016-2017 in TMA 11 and did not observe a Trash Load Reduction.</p> <p><u>Businesses Litter Abatement</u> Of the total ELF businesses, 18 (2%) are in TMA 11. Thirty percent of the Laurel BID is in TMA 11.</p> <p>The City's stormwater business inspection contractor inspected seven businesses in TMA 11 in FY 2016-2017 (this does not include IGP business inspections). The inspector did not identify trash management/litter issues that would warrant a verbal notice during the inspection.</p>

	<p><u>Adopt Program Actions</u> In TMA 11, there are 18 confirmed active adopted spots and more than 42 (from FY 2015-2016 data) adopted storm drains.</p> <p><u>Illegal Dumping Abatement</u> In TMA 11 more than 493,500 gallons of trash and debris were removed from illegal dumping sites.</p> <p><u>Street Sweeping</u> TMA 11 is swept one to two times per month. To improve street sweeping effectiveness, parking restrictions are in place and are strictly enforced.</p>
<p>TMA 12 – East Oakland 2</p>	<p>Trash Management Actions Other than Full Trash Capture in TMA 12 – East Oakland 2</p> <p>TMA 12 has some commercial areas and predominant high-density residential housing. Trash sources include pedestrian litter, poor trash container management and illegal dumping. This TMA covers 2,672 acres (9%) of the City’s jurisdiction. The City conducted 87 OVTAs in FY 2016-2017 and calculated a <u>3.2% trash load reduction</u> in this TMA. The programs described in the Citywide summary above and in the following TMA 12 summary contributed to this result.</p> <p><u>Businesses Litter Abatement</u> Of the total ELF businesses, 24 (3%) are in TMA 12. There are no BIDs in TMA 12.</p> <p>The City’s stormwater business inspection contractor inspected 9 businesses in TMA 12 in FY 2016-2017. The inspector did not identify trash management/litter issues that would warrant a verbal notice during the inspection. Four of the inspected businesses reported that they sweep 4-6 times per week in front of and around their business.</p> <p><u>Adopt Program Actions</u> In TMA 12, there were 7 confirmed active adopted spots and <u>more than</u> 25 (from FY 2015-2016 data) adopted storm drains.</p> <p><u>Homeless Encampment Abatement and Illegal Dumping Abatement</u> In TMA 12, more than 600 gallons of trash and debris were removed from homeless encampments and more than 1,600,600 gallons of trash and debris were removed from illegal dumping sites.</p> <p><u>Street Sweeping</u> TMA 12 is swept one to two times per month. To improve street sweeping effectiveness, parking restrictions are in place and are strictly enforced.</p>

<p>TMA 13 – Industrial East Oakland 1- West</p>	<p>Trash Management Actions Other than Full Trash Capture in TMA 13 – Industrial East Oakland 1 - West</p> <p>This TMA has predominantly industrial land uses. This area has high litter from BART and railway lines and the adjacent freeway. This TMA has a high incidence of illegal dumping. TMA 13 covers 374 acres (1%) of the City’s jurisdiction. The City conducted 17 OVTAs in FY 2016-2017 and did not observe a Trash Load Reduction.</p> <p><u>Businesses Litter Abatement</u></p> <p>Of the total ELF businesses, 3 (0.3%) are in TMA 13. There are no existing BIDs in TMA 13, however, the City and businesses/property owners are exploring adding an Oakland Airport Area BID that would include about 12 acres in TMA 13.</p> <p>The City’s contractor inspected six businesses in TMA 13 in FY 2016-2017 (this does not include IGP business inspections). Of these, one was required to address trash management/litter issues and received a verbal notice during the inspection. One of the inspected businesses reported that they sweep 4-6 times per week in front of and around their business.</p> <p><u>Adopt Program Actions</u></p> <p>In TMA 13, there are three confirmed active adopted spots but there are no adopted storm drains.</p> <p><u>Homeless Encampment Abatement and Illegal Dumping Abatement</u></p> <p>In TMA 12, more than 200 gallons of trash and debris were removed from homeless encampments and more than 238,800 gallons of trash and debris were removed from illegal dumping sites.</p> <p><u>Street Sweeping</u></p> <p>TMA 13 is swept one to two times per month. To improve street sweeping effectiveness, parking restrictions are in place and are strictly enforced.</p> <p>Trash Reduction <u>Public Education and Outreach Programs</u></p> <p>A total of 40 students received litter abatement outreach and education from Lake Merritt Institute staff (through a contract with the City) in TMA 14 as well.</p>
<p>TMA 14 – Industrial East Oakland 2 - East</p>	<p>Trash Management Actions Other than Full Trash Capture in TMA 14 – Industrial East Oakland 2 - East</p> <p>This TMA has predominantly industrial land uses. This area has high litter from BART and railway lines and the adjacent freeway. This TMA has a high incidence of illegal dumping. TMA 13 covers 576 acres (2%) of the City’s jurisdiction. The City conducted 20 OVTAs within TMA 14 in FY 2016-2017, however we are not taking the observed trash load reduction credit because the level of trash reduction actions conducted did not support the results. With more OVTA data in FY 17-18 we will report results with a higher level of confidence.</p> <p><u>Businesses Litter Abatement</u></p> <p>Of the total ELF businesses, 4 (0.5%) are in TMA 14. There are no existing BIDs in TMA 14; however, the City and businesses/property owners are exploring adding a Coliseum Area BID in TMA 14.</p>

	<p>The City’s stormwater business inspection contractor inspected 12 businesses in TMA 14 in FY 2016-2017. Of these, three were required to address trash management/litter issues and received a verbal notice during the inspection. Three of the inspected businesses reported that they sweep 4-6 times per week in front of and around their business.</p> <p><u>Adopt Program Actions</u> In TMA 14, there are two confirmed active adopted spots and <u>more than</u> 12 (FY 2015-2016 data) adopted storm drains.</p> <p><u>Illegal Dumping Abatement</u> In TMA 14, more than 591,000 gallons of trash and debris were removed from illegal dumping sites.</p> <p><u>Street Sweeping</u> TMA 14 is swept one to two times per month. To improve street sweeping effectiveness, parking restrictions are in place and are strictly enforced.</p> <p>Trash Reduction <u>Public Education and Outreach Programs</u> A total of 51 students received litter abatement outreach and education from Lake Merritt Institute staff (through a contract with the City) in TMA 14 as well.</p>
<p>TMA 15 – Oakland Port/Airport</p>	<p>Trash Management Actions Other than Full Trash Capture in TMA 15 – Oakland Port/Airport TMA 15 is managed by the Port of Oakland and has highly restricted access to Port and Airport facilities. Source of trash is primarily traffic-related and windblown. Airport personnel clean up property on regular basis. TMA 15 is not in the City’s jurisdiction. The City did not conduct OVTAs in FY 2016-2017 in this TMA and is not taking any <u>trash load reduction</u>.</p> <p><u>Businesses Litter Abatement</u> Of the total ELF businesses, 14 (2%) are in TMA 15. There are no existing BIDs in TMA 15, however, the City, the Port and businesses/property owners are exploring adding an Oakland Airport Area BID, most of which would be in TMA 15.</p> <p>The City’s stormwater business inspection contractor inspected 4 businesses in TMA 15 in FY 2016-2017 (this does not include IGP business inspections). Of these, one was required to address trash management/litter issues and received a verbal notice during the inspection. One of the inspected businesses reported that they sweep 4-6 times per week in front of and around their business.</p> <p><u>Illegal Dumping Abatement</u> In TMA 15, more than 15,700 gallons of trash and debris were removed from illegal dumping sites.</p>

	<p><u>Street Sweeping</u> TMA 15 is swept one to two times per month. To improve street sweeping effectiveness, parking restrictions are in place and are strictly enforced.</p>
<p>TMA 16 – Hills</p>	<p>Management Actions Other than Full Trash Capture in TMA 16 – Hills This TMA primarily has low-density residential housing and is a low trash generating area. TMA 16 covers 14,179 acres (50%) of the City’s jurisdiction. The City did not conduct OVTAs in this TMA but because the baseline Trash Generation Rate was measured as “Low”.</p> <p><u>Businesses Litter Abatement</u> Of the total ELF businesses, 29 (3%) are in TMA 14. One acre of the 31-acre Dimond BID is in TMA 16 and the City is exploring adding a Piedmont Avenue BID that will include five acres in TMA 16.</p> <p>The City did not conduct stormwater business inspections in TMA 16 in FY 2016-2017.</p> <p><u>Adopt Program Actions</u> In TMA 16, there are 35 confirmed active adopted spots and more than 306 (FY 2015-2016 data) adopted storm drains.</p> <p><u>Homeless Encampment Abatement and Illegal Dumping Abatement</u> In TMA 16, more than 1,800 gallons of trash and debris were removed from homeless encampments and more than 430,900 gallons of trash and debris were removed from illegal dumping sites.</p> <p><u>Street Sweeping</u> TMA 16 is swept one to two times per month. To improve street sweeping effectiveness, parking restrictions are in place and are strictly enforced.</p> <p><u>Trash Reduction Public Education and Outreach Programs</u> One business in TMA 16 implements the ReThink Disposable program. Based on estimates from Clean Water Action, these businesses eliminated more than 100,000 pieces of packaging and 3,300 lbs of waste by implementing the ReThink program and they report saving almost \$6,400 per year by reducing the number of disposable items purchased. A total of 75 students received litter abatement outreach and education from Lake Merritt Institute staff (through a contract with the City) in TMA 16.</p>

C.10.b.ii ► Trash Reduction – Other Trash Management Actions (PART B)

Provide the following:

- 1) A summary of the on-land visual assessments in each TMA (or control measure area), including the street miles or acres available for assessment (i.e., those associated with VH, H, or M trash generation areas not treated by full capture systems), the street miles or acres assessed, the % of available street miles or acres assessed, and the average number of assessments conducted per site within the TMA; and
- 2) Percent jurisdictional-wide trash reduction in FY 16-17 attributable to trash management actions other than full capture systems implemented in each TMA.

		Summary of On-land Visual Assessments ¹⁸			
		Street Miles Assessed	% of Applicable Street Miles Assessed	Average # of Assessments Conducted at Each Site ^{19, 20}	
1	71.62	7.79	10.88%	1.1	18.0%
2	22.44	6.51	29.01%	1.1	6.0%
3	31.70	4.64	14.64%	1.8	2.4%
4	1.23	0.61	49.93%	2.0	0.0%
5	32.09	4.68	14.59%	1.8	2.8%
6	16.80	2.64	15.73%	1.3	0.0%
7	26.52	3.72	14.03%	1.4	2.8%
8	3.94	1.57	39.84%	1.1	3.2%
9	27.56	3.39	12.29%	1.5	3.4%

¹⁷ Linear feet are defined as the street length and do not include street median curbs.

¹⁸ Assessments conducted between July 2016 and July 2017 are assumed to be representative of trash levels in FY 16-17 and were therefore used to calculate the jurisdictional-wide reductions reported in this section.

¹⁹ Each assessment site is roughly 1,000 feet in length.

²⁰ Based on analyses conducted as part of the BASMAA Tracking California’s Trash project funded by the State Water Resources Control Board, the optimal number of assessment events to detect an improvement in trash levels is between 4 and 6 per site. Because the OVTA program just began in FY 2016-17, the average number of assessments conducted at each site is below this optimal level. Therefore, the jurisdictional-wide reductions present here should be considered preliminary and are subject to change based on additional assessments conducted in FY 17-18.

		Summary of On-land Visual Assessments			
		Street Miles Assessed	% of Applicable Street Miles Assessed	Average # of Assessments Conducted at Each Site	
10	9.52	1.39	14.63%	1.9	0.6%
11	42.57	5.28	12.40%	1.8	0.0%
12	76.83	8.79	11.45%	1.8	3.2%
13	8.74	1.49	17.07%	1.7	0.0%
14	9.03	0.00	0.00%	0.0 ²¹	0.0%
15	0.00	0.00	0.00%	0.0 ²²	0.0%
16	5.21	0.00	0.00%	0.0 ²³	0.0%
Total		52.51	-	-	42.3%²⁴

²¹ The City conducted a limited number of OVTAs in TMAs 14; however, the observed trash load reduction will not be reported until staff can confidently confirm results in FY 17-18 with additional OVTA data. In addition, the level of trash reduction actions conducted in this TMA did not support the results.

²² No OVTAs were conducted in TMA 15 because it is outside the City’s jurisdiction.

²³ The City did not conduct OVTAs in this TMA because the Baseline Trash Generation rate here is “Low”.

²⁴ A conservative evaluation was conducted to obtain this result and omits trash load reduction observed in TMA 14 where the limited “other trash control actions” did not support our findings.

C.10.b.iv ► Trash Reduction – Source Controls				
Provide a description of each jurisdictional-wide trash source control action implemented to-date. For each control action, identify the trash reduction evaluation method(s) used to demonstrate on-going reductions, summarize the results of the evaluation(s), and estimate the associated reduction of trash within your jurisdictional area. Note: There is a maximum of 10% total credit for source controls.				
Source Control Action	Summary Description & Dominant Trash Sources and Types Targeted	Evaluation/Enforcement Method(s)	Summary of Evaluation/Enforcement Results To-date	% Reduction
Single-use Plastic Bag Ordinance or Policy	The Alameda County Waste Management Authority adopted the expanded Single-Use Bag Ban. As of May 1, 2017 all retail stores are covered by the ban. The ban will also be expanded to include all restaurants as of November 1, 2017. A copy of the Ordinance is available on the Alameda County Waste Management Authority's website: http://www.reusablebagsac.org/acwma-ordinance-2012-2-amended-ordinance-2016-2	See Section C.10 of the ACCWP FY 2016-2017 Annual Report.	See Section C.10 of the ACCWP FY 2016-2017 Annual Report.	6%
Expanded Polystyrene Food Service Ware Ordinance or Policy	In 2008, the City adopted An Ordinance to Prohibit the Use of Polystyrene Foam Disposable Food Service Ware and Require the Use of Biodegradable or Compostable disposable Food Service Ware by Food Vendors and City Facilities (Oakland Municipal Code Chapter 8.07 Polystyrene Foam Food Service Ware, Ordinance No. 12747). This ordinance applies to ALL food vendors at City-sponsored events and on City-owned property and to food service vendors.	See Section C.10 of the ACCWP FY 2016-2017 Annual Report.	See Section C.10 of the ACCWP FY 2016-2017Annual Report. In addition, see Attachment C.10.21 for a description of the City's Polystyrene Ban inspection and enforcement results from FY 2016-2017. See the City's sample Polystyrene Enforcement Letter in Attachment C.10.22 .	4%

C.10.c ► Trash Hot Spot Cleanups							
Provide the FY 16-17 cleanup date and volume of trash removed during each MRP-required Trash Hot Spot cleanup during each fiscal year listed. Indicate whether the site was a new site in FY 16-17.							
Trash Hot Spot	New Site in FY 2016-17 (Y/N)	FY 2016-17 Cleanup Date(s)	Volume of Trash Removed (cubic yards)				
			FY 2012-13	FY 2013-14	FY 2014-15	FY 2015-16	FY 2016-17
Arroyo Viejo Creek (Recreation Center)	N	9/17/2016	4.5	Volume of litter collected was not tracked separately for this site, but was included in the Coastal Clean-up Day total included in the FY 2013-2014 Annual Report	3,430 lbs during both Creek to Bay Day and Earth Day	3.8	3.0
Courtland Creek	N	9/17/2016	1,140 lbs	Volume of litter collected was not tracked separately for this site, but was included in the Coastal Clean-up Day total included in the FY 2013-2014 Annual Report.	7,600 lbs during both Creek to Bay Day and Earth Day.	2.3	2.2

Trash Hot Spot	New Site in FY 2016-17 (Y/N)	FY 2016-17 Cleanup Date(s)	Volume of Trash Removed (cubic yards)				
			FY 2012-13	FY 2013-14	FY 2014-15	FY 2015-16	FY 2016-17
Damon Slough/Arroyo Viejo (Line K, Section 1)	N	3/29/17	3,078 lbs	0.4	117	No clean-ups were conducted at Damon Slough during FY 2015-2016 due to ongoing construction in the slough area.	7.4
Damon Slough/Arroyo Viejo (Section 2)	N						
Damon Slough/ Arroyo Viejo (Section 3)	N						
East Creek Slough /Seminary Creek (Line I, Section 1)	N						
East Creek Slough / Seminary Creek (Section 2)	N						
Lake Merritt - East 18th Street	N	9/17/2016	Pounds of trash removed per month for entire Lake: July 2012 – 1,100 lbs	July 2013 – 260 lbs August 2013 – 2,060 lbs September 2013 – 1,220 lbs	July 2014 – 920 lbs August 2014 – 1,060 lbs September 2014 – 2,200 lbs	10.2	1.49

Trash Hot Spot	New Site in FY 2016-17 (Y/N)	FY 2016-17 Cleanup Date(s)	Volume of Trash Removed (cubic yards)				
			FY 2012-13	FY 2013-14	FY 2014-15	FY 2015-16	FY 2016-17
Lake Merritt - East 18th Street (continued)			August 2012 – 1,880 lbs	October 2013 – 1,320 lbs	October 2014 – 1,980 lbs		
			September 2012 – 1,980 lbs	November 2013 – 2,180 lbs	November 2014 – 1,760 lbs		
			October 2012 – 2,720 lbs	December 2013 – 1,640 lbs	December 2014 – 2,340 lbs		
			November 2012 – 3,280 lbs	January 2014 – 1,360 lbs	January 2015 – 1,060 lbs		
			December 2012 – 2,740 lbs	February 2014 – 2,960 lbs	February 2015 – 2,600 lbs		
			January 2013 – 1,600 lbs	March 2013 – 2,400 lbs	March 2015 – 1,660 lbs		
			February 2012 – 2,180 lbs	April 2014 – 1,780 lbs	April 2015 – 1,880 lbs		
				May 2014 – 2,240 lbs	May 2015 – 1,480 lbs		
				June 2014 – 1,020 lbs	June 2015 – 560 lbs		
			March 2013 – 2,060 lbs				
April 2013 – 2,260 lbs							

Trash Hot Spot	New Site in FY 2016-17 (Y/N)	FY 2016-17 Cleanup Date(s)	Volume of Trash Removed (cubic yards)					
			FY 2012-13	FY 2013-14	FY 2014-15	FY 2015-16	FY 2016-17	
Lake Merritt - East 18th Street (continued)			May 2013 – 2,620 lbs June 2013 – 2,720 lbs					
Lake Merritt – Glen Echo Arm	N	9/7/2016	Pounds of Trash removed per month for entire Lake: July 2012 – 1,100 lbs August 2012 – 1,880 lbs September 2012 – 1,980 lbs October 2012 – 2,720 lbs November 2012 – 3,280 lbs December 2012 – 2,740 lbs	Pounds of Trash removed per month for entire Lake: July 2013 – 260 lbs August 2013 – 2,060 lbs September 2013 – 1,220 lbs October 2013 – 1,320 lbs November 2013 – 2,180 lbs December 2013 – 1,640 lbs	Pounds of Trash removed per month for entire Lake: July 2014 – 920 lbs August 2014 – 1,060 lbs September 2014 – 2,200 lbs October 2014 – 1,980 lbs November 2014 – 1,760 lbs December 2014 – 2,340 lbs	10.2 cubic yards on Creek to Bay Day	14.85	

Trash Hot Spot	New Site in FY 2016-17 (Y/N)	FY 2016-17 Cleanup Date(s)	Volume of Trash Removed (cubic yards)				
			FY 2012-13	FY 2013-14	FY 2014-15	FY 2015-16	FY 2016-17
Lake Merritt – Glen Echo Arm (continued)			January 2013 – 1,600 lbs February 2013 – 2,180 lbs March 2013 – 2,060 lbs April 2013 – 2,260 lbs May 2013 – 2,620 lbs June 2013 – 2,720 lbs	January 2014 – 1,360 lbs February 2014 – 2,960 lbs March 2014 – 2,400 lbs April 2014 – 1,780 lbs May 2014 – 2,240 lbs June 2014 – 1,020 lbs	January 2015 – 1,060 lbs February 2015 – 2,600 lbs March 2015 – 1,660 lbs April 2015 – 1,880 lbs May 2015 – 1,480 lbs June 2015 – 560 lbs		
Peralta Creek (Cesar Chavez Park)	N	7/14/2016	2,225 lbs	Volume of litter collected was not tracked separately for this site, and is included in Coastal Clean-up Day total.	456 lbs	3.8	3.6
Sausal Creek – Fruitvale Bridge	N	9/17/2016	1,140 lbs	4.8	798 lbs	5.6	5.5
Sausal Creek – Barry Place	N	9/17/2016	760 lbs	2.2	494 lbs	0.75	0.6

C.10.d ► Long-Term Trash Load Reduction Plan

Provide descriptions of significant revisions made to your Long-term Trash Load Reduction Plan submitted to the Water Board in February 2014. Describe significant changes made to primary or secondary trash management areas (TMA), baseline trash generation maps, control measures, or time schedules identified in your plan. Indicate whether your baseline trash generation map was revised and if so what information was collected to support the revision. If your baseline trash generation map was revised, attach it to your Annual Report.	
Description of Significant Revision	Associated TMA
<i>No updates to the Long-Term Trash Load Reduction Plan</i>	

C.10.e. ► Trash Reduction Offsets (Optional)

Provide a summary description of each offset program implemented, the volume of trash removed, and the offset claimed in FY 16-17. Also, for additional creek and shoreline cleanups, describe the number and frequency of cleanups conducted, and the locations and cleanup dates. For direct discharge control programs approved <u>by the Water Board Executive Officer</u> , also describe the results of the assessments conducted in receiving waters to demonstrate the effectiveness of the control program. Include an Appendix that provides the calculations and data used to determine the trash reduction offset.			
Offset Program	Summary Description of Actions and Assessment Results	Volume of Trash (CY) Removed/ Controlled in FY 2016-2017	Offset (% Jurisdiction-wide Reduction)
Additional Creek and Shoreline Cleanups (Max 10% Offset)	<p>The methods used to calculate the volume of trash removed for the additional creek and shoreline cleanup offset are consistent with the requirements in the MRP (Section C.10.e).</p> <p>Since 1992, the City has managed a community stewardship program that organizes two City-wide cleanup events per year (Earth Day and Creek to Bay Day). In addition, the City supports volunteers to "adopt" individual sites. These individual sites are both on-land (Adopt-a-Spot, Adopt-a-Drain, Adopt-a-Park, Community Cleanups) and at creek/shoreline sites (Adopt-a-Creek). The City has recorded information regarding the "active" sites by asking volunteers to document the number of volunteers, hours spent on an "adopted" site, and volume of trash removed.</p>	821 cubic yards	10%

C.10.e. ► Trash Reduction Offsets (Optional)

Provide a summary description of each offset program implemented, the volume of trash removed, and the offset claimed in FY 16-17. Also, for additional creek and shoreline cleanups, describe the number and frequency of cleanups conducted, and the locations and cleanup dates. For direct discharge control programs approved by the Water Board Executive Officer, also describe the results of the assessments conducted in receiving waters to demonstrate the effectiveness of the control program. Include an Appendix that provides the calculations and data used to determine the trash reduction offset.

Offset Program	Summary Description of Actions and Assessment Results	Volume of Trash (CY) Removed/ Controlled in FY 2016-2017	Offset (% Jurisdiction-wide Reduction)															
<p>Additional Creek and Shoreline Cleanups (Max 10% Offset)</p> <p>(cont.)</p>	<p>In addition to the continued expansion and success in the participation at annual Earth Day and Creek to Bay Day cleanup efforts, the City’s “Adopt” program has grown enormously over the past 6 years, with just under 108,326 volunteer hours recorded city-wide for FY 2016-2017.²⁵ Of those total volunteer hours, 27,322 hours were spent on creek and shoreline cleanup events in FY 2016-2017 (excluding Earth Day and Creek to Bay efforts). The table below provides information on the creek and shoreline cleanup program and its growth from 2010 to present:</p> <table border="1" data-bbox="380 800 1621 982"> <thead> <tr> <th>Indicator</th> <th>2010</th> <th>FY 2016-2017</th> <th>Change from 2010</th> <th>% Increase from 2010</th> </tr> </thead> <tbody> <tr> <td>Volunteer Hours – (Creek Only)²⁶</td> <td>10,079</td> <td>27,322</td> <td>+17,243</td> <td>+117%</td> </tr> <tr> <td>No. of Adopt-a-Creek Events</td> <td>229</td> <td>1,069</td> <td>+840</td> <td>+366%</td> </tr> </tbody> </table> <p>In previous years, the City has estimated that each volunteer hour removes 2.5 gallons of litter. The volunteer cleanup rate was used to estimate the volume of trash removed at creek and shoreline locations. As a result of the expansion of cleanup efforts and more accurate reporting of trash data, <u>the City is not relying on the volunteer cleanup rate</u> in FY 2016-2017 to determine the volume of trash removed for the creek and shoreline offset credit. Instead, the City is relying on directly reported data.</p> <p>The MRP requires one annual cleanup at trash hot spots. Consistent with the requirements of the MRP (Section C.10.c and e), the City is counting the volume of trash removed from all trash hot spot cleanups in</p>	Indicator	2010	FY 2016-2017	Change from 2010	% Increase from 2010	Volunteer Hours – (Creek Only) ²⁶	10,079	27,322	+17,243	+117%	No. of Adopt-a-Creek Events	229	1,069	+840	+366%		
Indicator	2010	FY 2016-2017	Change from 2010	% Increase from 2010														
Volunteer Hours – (Creek Only) ²⁶	10,079	27,322	+17,243	+117%														
No. of Adopt-a-Creek Events	229	1,069	+840	+366%														

²⁵ See Attachment C.7.1 for a summary of the “Adopt” program volunteer hours.

²⁶ Data in 2010 is only available in calendar year. This 2010 calendar year is compared to FY 2016-2017 fiscal year. Data excludes volunteer hours for Earth Day and Creek to Bay Day.

C.10.e. ► Trash Reduction Offsets (Optional)

Provide a summary description of each offset program implemented, the volume of trash removed, and the offset claimed in FY 16-17. Also, for additional creek and shoreline cleanups, describe the number and frequency of cleanups conducted, and the locations and cleanup dates. For direct discharge control programs approved by the Water Board Executive Officer, also describe the results of the assessments conducted in receiving waters to demonstrate the effectiveness of the control program. Include an Appendix that provides the calculations and data used to determine the trash reduction offset.

Offset Program	Summary Description of Actions and Assessment Results	Volume of Trash (CY) Removed/ Controlled in FY 2016-2017	Offset (% Jurisdiction-wide Reduction)
Additional Creek and Shoreline Cleanups (Max 10% Offset) (cont.)	<p>excess of the one required annual cleanup toward the additional creek and shoreline cleanup offset. Attachment C.10.23 provides a summary of gallons removed from the various volunteer efforts. This includes:</p> <ul style="list-style-type: none"> • Adopt-a-Creek: 29,508 gallons • Earth Day at creek/shoreline locations: 22,508 gallons • Creek to Bay Day at creek/shoreline locations: 18,555 gallons • Additional cleanups at trash hot spots: 98,236 gallons <p>In total, 165,807 gallons of trash were removed through our creek/shoreline cleanup programs, which equates to 33.8% of the City’s baseline load. Using the calculation provided in MRP C.10.e.i, this equates to an 11.3% City-wide reduction in trash (i.e., using the 3:1 offset). Because this percentage is greater than the 10% maximum offset credit allowed under the MRP, the City is claiming a 10% offset credit for these additional creek and shoreline cleanups events that occurred during FY 2016-2017.</p>		
Direct Trash Discharge Controls (Max 15% Offset)	<p>Application anticipated in FY 2018-2019; see Trash Action Plan (Attachment C.10.1) for more details.</p>		0%

Appendix C.10-1. Baseline trash generation and areas addressed by full capture systems and other control measures in Fiscal Year 2016-2017.¹

TMA	2009 Baseline Trash Generation (Acres)					Trash Generation (Acres) in FY 16-17 After Accounting for Full Capture Systems					Jurisdiction-wide Reduction via Full Capture Systems (%)	Trash Generation (Acres) in FY 16-17 After Accounting for Full Capture Systems AND Other Control Measures					Jurisdiction-wide Reduction via Other Control Measures (%) ²	Jurisdiction-wide Reduction via Full Capture AND Other Control Measures (%)
	L	M	H	VH	Total	L	M	H	VH	Total		L	M	H	VH	Total		
1	103	515	773	1,249	2,640	395	483	682	1,080	2,640	3.7%	969	1,106	434	131	2,640	18.0%	21.7%
2	4	170	101	440	714	108	169	85	352	714	1.7%	257	370	75	13	714	6.0%	7.7%
3	52	329	546	28	955	53	329	545	28	955	0.0%	278	510	153	14	955	2.4%	2.4%
4	0	141	0	0	141	0	141	0	0	141	0.0%	0	0	117	24	141	0.0%	0.0%
5	0	82	740	95	917	2	81	740	94	917	0.0%	97	487	265	68	917	2.8%	2.8%
6	0	786	1	23	809	57	751	0	1	809	0.5%	176	448	164	21	809	0.0%	0.5%
7	55	858	88	290	1,291	295	726	84	186	1,291	2.1%	396	710	185	0	1,291	2.8%	5.0%
8	0	0	38	269	306	102	0	10	194	306	1.5%	181	102	16	7	306	3.2%	4.8%
9	22	197	320	226	765	45	197	312	211	765	0.3%	125	336	276	28	765	3.4%	3.7%
10	145	169	95	53	462	150	169	95	48	462	0.1%	172	143	144	3	462	0.6%	0.7%
11	40	1,101	179	52	1,373	183	1,068	93	29	1,373	1.0%	370	504	446	53	1,373	0.0%	1.0%
12	88	647	1,754	100	2,589	329	627	1,537	97	2,589	1.4%	539	923	1,076	52	2,589	3.2%	4.6%
13	4	209	144	11	368	4	209	144	11	368	0.0%	4	192	138	34	368	0.0%	0.0%
14	0	0	0	568	568	1	0	0	567	568	0.0%	1	0	0	567	568	0.0%	0.0%
15	0	0	0	0	0	0	0	0	0	0	0.0%	0	0	0	0	0	0.0%	0.0%
16	13,834	178	14	0	14,026	13,834	178	14	0	14,026	0.0%	13,834	178	14	0	14,026	0.0%	0.0%
	14,348	5,383	4,791	3,403	27,924	15,557	5,129	4,340	2,898	27,924	12.4%	17,398	6,009	3,501	1,017	27,924	42.3%	54.7%

¹ Numbers reported for each TMA may not exactly sum to totals due to rounding.

² With the exception of the City's Adopt-A-Drain program, additional creek and shoreline cleanup activities, and direct discharge controls, the trash load reductions observed via on land visual assessments are assumed to be associated with trash controls other than full capture systems. These may include jurisdiction-wide on-land volunteer clean-ups, ELF abatement, street sweeping, facility trash controls, and illegal dumping abatement.

Section 11 - Provision C.11 Mercury Controls

C.11.a ► Implement Control Measures to Achieve Mercury Load Reductions
C.11.b ► Assess Mercury Load Reductions from Stormwater

See the Countywide Program’s FY 2016-17 Annual Report for:

- Documentation of mercury control measures implemented in our agency’s jurisdictional area for which load reductions will be reported and the associated management areas;
- A description of how the BASMAA Interim Accounting Methodology¹ was used to calculate the mercury load reduced by each control measure implemented in our agency’s jurisdictional area and the calculation results (i.e., the estimated mercury load reduced by each control measure); and
- Supporting data and information necessary to substantiate the load reduction estimates.

C.11.c ► Plan and Implement Green Infrastructure to Reduce Mercury Loads

If the regional or countywide mercury load reductions required by this sub-provision via Green Infrastructure by the end of the permit term are not met, will Permittees in your county use the default population-based method to calculate the portion of the countywide load reduction required of each Permittee?

X	Yes		No
---	-----	--	----

C.11.e ► Implement a Risk Reduction Program

A summary of Program and regional accomplishments for this sub-provision is included in the C.11 Mercury Controls section of the Countywide Program’s FY 2016-17 Annual Report and/or a BASMAA regional report.

¹BASMAA 2017. Interim Accounting Methodology for TMDL Loads Reduced, Version 1.0. Prepared for BASMAA by Geosyntec Consultants and EOA, Inc., September 19, 2016.

Section 12 - Provision C.12 PCBs Controls

C.12.a ► Implement Control Measures to Achieve PCBs Load Reductions
C.12.b ► Assess PCBs Load Reductions from Stormwater

See the Countywide Program’s FY 2016-17 Annual Report for:

- Documentation of PCBs control measures implemented in our agency’s jurisdictional area for which load reductions will be reported and the associated management areas;
- A description of how the BASMAA Interim Accounting Methodology¹ was used to calculate the PCBs load reduced by each control measure implemented in our agency’s jurisdictional area and the calculation results (i.e., the estimated PCBs load reduced by each control measure); and
- Supporting data and information necessary to substantiate the load reduction estimates.

If the regional and countywide PCBs load reductions required by C.12.a are not met, will Permittees in your county use the default population-based method to calculate the portion of the countywide load reduction required of each Permittee?	X	Yes		No
--	---	-----	--	----

C.12.f ► Manage PCB-Containing Materials and Wastes During Building Demolition Activities So That PCBs Do Not Enter Municipal Storm Drains

A summary of Countywide Program and regional accomplishments for this sub-provision is included in the C.12 PCBs Controls section of Countywide Program’s FY 2016-17 Annual Report and/or a BASMAA regional report.

Does your agency plan to seek exemption from this requirement?		Yes	X	No
--	--	-----	---	----

¹BASMAA 2017. Interim Accounting Methodology for TMDL Loads Reduced, Version 1.0. Prepared for BASMAA by Geosyntec Consultants and EOA, Inc., September 19, 2016.

C.12.g. ► Fate and Transport Study of PCBs: Urban Runoff Impact on San Francisco Bay Margins

A summary of Countywide Program and regional accomplishments for this sub-provision is included in the C.12 PCBs Controls section of the Program's FY 2016-17 Annual Report and/or a BASMAA regional report.

C.12.h ► Implement a Risk Reduction Program

"A summary of Countywide Program and regional accomplishments for this sub-provision is included in the C.12 PCBs Controls section of the Countywide Program's FY 2016-17 Annual Report and/or a BASMAA regional report."

Section 13 - Provision C.13 Copper Controls

C.13.a.iii ► Manage Waste Generated from Cleaning and Treating of Copper Architectural Features

Provide summaries of permitting and enforcement activities to manage waste generated from cleaning and treating of copper architectural features, including copper roofs, during construction and post-construction.

Summary: **The City of Oakland Illicit Discharge Inspectors treat cases of wash water and waste generated from the cleaning and treatment of copper architectural features, including copper roofs, during and post-construction as an illicit discharge. Complaint, inspection, and enforcement of the cleaning and treatment of copper architectural features are handled in the same manner as any illicit discharge, and handled under the City's Enforcement Response Plan (ERP) standards for illicit discharges.**

C.13.b.iii ► Manage Discharges from Pools, Spas, and Fountains that Contain Copper-Based Chemicals

Provide summaries of any enforcement activities related to copper-containing discharges from pools, spas, and fountains.

Summary: **There were no reports of any illicit discharges of copper-containing materials from pools, spas or fountains in FY16-17, and therefore no enforcement activities related to copper discharges.**

C.13.c.iii ► Industrial Sources Copper Reduction Results

Based upon inspection activities conducted under Provision C.4, highlight copper reduction results achieved among the facilities identified as potential users or sources of copper, facilities inspected, and BMPs addressed.

Summary: **The City has incorporated the use of the Bay Area Stormwater Management Agencies Association (BASMAA) power-point training module entitled *Inspecting Industrial/Commercial Facilities for Pollutants of Concern (POC) Copper (Cu), Mercury (Hg) and Polychlorinated biphenyls (PCBs)* into its inspector training tools. Inspectors review the material on an annual basis as a refresher and to ensure that they have a full understanding of environmental regulations. When conducting inspection of business facilities with a known and/or potential source of copper such as metal finishers, plating facilities, and auto dismantlers, the City Inspector will apply the information and material to their inspection to assist in identifying sources of copper and any stormwater related issues. BMPs are provided to the business facility owner/operator at the time of the inspection.**

In addition to the Bay Friendly Landscaping Ordinance, the City of Oakland Illicit Discharge Inspectors treat cases of ongoing, large volume landscape irrigation runoff as illicit discharges. Complaint, inspection, and enforcement of over-irrigation runoff are handled in the same manner as any illicit discharges, and handled under the City's ERP standards.

Section 15 - Provision C.15 Exempted and Conditionally Exempted Discharges

C.15.b.vi.(2) ► Irrigation Water, Landscape Irrigation, and Lawn or Garden Watering

Provide implementation summaries of the required BMPs to promote measures that minimize runoff and pollutant loading from excess irrigation. Generally the categories are:

- Promote conservation programs
- Promote outreach for less toxic pest control and landscape management
- Promote use of drought tolerant and native vegetation
- Promote outreach messages to encourage appropriate watering/irrigation practices
- Implement Illicit Discharge Enforcement Response Plan for ongoing, large volume landscape irrigation runoff.

Summary:

Water Conservation Programs and Outreach Messages to Encourage Appropriate Watering/Irrigation Practices

1. East Bay Municipal Utilities District (EBMUD) -

EBMUD promotes water conservation programs throughout Alameda County, and has established rules that set limits on the allowable uses of water by homes and businesses, including the frequency of watering lawns and use of hoses without shutoff nozzles. Additional regulations target the use of water by cities and counties on public lands, limit watering on construction sites, and set forth enforcement measures that EBMUD may take against water wasters.

Outdoor watering restrictions include:

- **Repair of broken irrigation lines and leaks**
- **When watering outdoor landscapes, avoid runoff on sidewalks, streets and hardscapes**
- **No washing of driveways and sidewalks, except as needed for health and safety**
- **Use only hoses with shutoff nozzles to wash vehicles**
- **Turn off fountains or decorative water features unless the water is recirculated**
- **No irrigating ornamental turf on public street medians**
- **No watering of outdoor landscapes within 48 hours of rainfall**

Additionally, for businesses:

- **Restaurants must only offer water upon customer request**
- **Hotels must provide guests the option to reuse towels and linens**

2. Water Efficient Landscape Ordinance (WELO) –

The City of Oakland has created draft standards and conditions of approval to apply WELO to new projects. The standards and conditions of approval are draft, but projects are being reviewed for compliance with WELO. City staff has worked closely with Alameda County Stopwaste.org and the California Building Officials Organization (CALBO) to develop FAQ sheets, informational handouts and brochures, Best Management Practices (BMPs), a WELO Toolkit (including plan submittal, plan check, inspection checklists) to evaluate applicable projects, and training materials to comply with WELO.

3. The City of Oakland Energy and Climate Action Plan (ECAP) contains actions to improve water conservation in municipal buildings, ordinances and in the community including:

- ECAP Action BE-36: Encourage the installation of rainwater and greywater systems where appropriate in accordance with State and local codes.

Starting in January 2010, Oakland conducted a three-year Rain Barrel Program to place 2,708 rain barrels and cisterns in homes throughout the community. These have the capacity to store more than 400,000 gallons of rainwater, serving to protect creeks, provide irrigation, and reduce flooding. The program has since been discontinued.

- ECAP Action BE-41: Create standard openings procedures for installing water efficient fixtures and equipment in municipal buildings, landscapes, ball fields, and swimming pools at regular replacement schedules, and proactively when cost-effective.

As part of the LEED certification process, all municipal new construction and major renovation projects include a minimum of 20% reduction in water use. This is accomplished through efficient faucets, low-flow bathroom fixtures and drip irrigation systems. Parks and landscape projects use only Bay Friendly plants and irrigation practices, reducing water use in outdoor spaced as well.

Outreach for Less Toxic Pest Control and Landscape Management

A summary of the City's efforts to promote the use of less-toxic pest management and implement Integrated Pest Management (IPM) requirements are included in Provision C.9 of this Annual Stormwater Report.

A summary of the Alameda Countywide Clean Water Program (ACCWP) efforts to promote the use of less-toxic pest control and landscape management is included in the Provision C.7 Public Information and Outreach section and Provision C.9 Pesticide Toxicity Control section of the ACCWP FY 2016-2017 Annual Report.

Drought Tolerant and Native Vegetation Use (Bay Friendly Landscaping)

In April 2006, the City of Oakland passed an amendment to City Ordinance Chapter 15.35 Green Building Requirements for City Building Projects to add Civic Bay-Friendly Landscaping Guidelines for all City of Oakland, Redevelopment Agency and Public/Private Partnership Projects that include landscaping to promote the measures listed above.

The Civic Bay-Friendly Landscaping ordinance promotes healthy soils, uses drought-tolerant plants, conserves water and energy, enhances wildlife habitat, reduces waste, and prevents pesticide-related pollution. The Civic Bay-Friendly Landscaping Ordinance requires that landscaping projects undertaken by the City, Redevelopment Agency, or Public-Private Partnerships with a value of \$100,000 or more and a size of 10,000 square feet or more meet or exceed a minimum number of Bay-Friendly Landscaping requirements. To comply with the Ordinance, a project must score at least 60 points out of the 219 possible points on the Bay Friendly Scorecard and must include, to the extent applicable, nine (9) required practices (five of which are current City practices):

- Mulch (current City practice)
- Amend the soil with compost before planting (current City practice)
- Reduce and recycle landscape construction waste (current City practice)
- No species requiring shearing, such as formal hedges
- Do not plant invasive species (current City practice)
- Grow drought tolerant, California native, Mediterranean or climate adapted plants (current City practice)
- Minimize the lawn
- Specify weather-based irrigation controllers (existing EBMUD requirement for new water meters)
- No spray heads for areas less than eight (8) feet wide (existing EBMUD requirement for new water meters)

A summary of the ACCWP efforts to promote the use of drought tolerant and native vegetation (Bay Friendly Landscaping) is included within the Provision C.3 New Development and Redevelopment sections of this Annual Report and the ACCWP FY 2016-2017 Annual Report.

Implement Illicit Discharge Enforcement Response Plan for Ongoing, Large Volume Landscape Irrigation Runoff

The City of Oakland Illicit Discharge Inspectors treat cases of ongoing, large volume landscape irrigation runoff as illicit discharges. Complaint, inspection, and enforcement of over irrigation runoff are handled in the same manner as any illicit discharges, and are handled under the City's Enforcement Response Plan (ERP) standards.

In addition to the City's inspection/enforcement of ongoing, large volume landscape irrigation runoff, EBMUD conducts inspection and enforcement of these cases separately from the City and handles cases on a case by case basis as complaints are received.

ATTACHMENTS

ATTACHMENTS

ATTACHMENT C.3.1: City of Oakland Framework for Green Infrastructure Plan Development

ATTACHMENT C.3.2: Resolution Adopting the City of Oakland's Framework for the Development of a Green Infrastructure Plan

ATTACHMENT C.4.1: City of Oakland Potential Facilities List FY 2016-2017

ATTACHMENT C.5.1: List of Mobile Businesses Potentially Operating in the City of Oakland FY 2016-2017

ATTACHMENT C.6.1: City of Oakland Summary of Construction Site Control Inspections – PRIVATE PROJECTS FY 2016-2017

ATTACHMENT C.6.2: City of Oakland Summary of Construction Site Control Inspections – PUBLIC PROJECTS FY 2016-2017

ATTACHMENT C.7.1: City of Oakland Volunteer Summary for Adopt a Spot and Community Clean-Up Events FY 2016-2017

ATTACHMENT C.7.2: City of Oakland School Age Outreach Summary FY 2016-2017

ATTACHMENT C.9.1: City of Oakland Contractor IPM Certification(s) or Equivalent

ATTACHMENT C.9.2: Oakland City Council Resolution 59482

ATTACHMENT C.9.3: Oakland City Council Resolution 73968

ATTACHMENT C.9.4: Oakland City Council Resolution 76254

ATTACHMENT C.10.1: City of Oakland Trash Action Plan

ATTACHMENT C.10.2: City of Oakland Trash Generation Map FY 2016-2017

ATTACHMENT C.10.3: Summary of Baseline Trash Generation and Reductions to-Date in the City of Oakland via Trash Full Capture Systems and Other Actions (via On-Land Visual Assessments) FY 2016-2017

ATTACHMENT C.10.4: City of Oakland Trash Full Capture Maps FY 2016-2017

ATTACHMENT C.10.5: Examples of Work Completed in City of Oakland's Business Improvement Districts in FY 2016-2017

ATTACHMENT C.10.6: City of Oakland On-Land Visual Trash Assessment Maps FY 2016-2017

ATTACHMENT C.10.7: City of Oakland On-Land Visual Trash Assessment Program FY 2016-2017

ATTACHMENT C.10.8: City of Oakland Trash Management Areas Map FY 2016-2017

ATTACHMENT C.10.9: City of Oakland Other Trash Management Actions Results by Trash Management Area FY 2016-2017

ATTACHMENT C.10.10: City of Oakland Excess Litter Fee Businesses in High and Very High Trash Areas 2016-2017

ATTACHMENT C.10.11: City of Oakland Excess Litter Fee Businesses in Trash Management Areas FY 2016-2017

ATTACHMENT C.10.12: City of Oakland Excess Litter Fee (ELF) Fact Sheet

ATTACHMENT C.10.13: City of Oakland Business Improvement Districts and Trash Management Areas FY 2016-2017

ATTACHMENT C.10.14: City of Oakland Existing and Future Potential Business Improvement Districts FY 2016-2017

ATTACHMENT C.10.15: City of Oakland Facility Inspections and Trash Control Measures FY 2016-2017

ATTACHMENT C.10.16: City of Oakland Adopt a Spot and Adopt a Creek Confirmed Active Sites FY 2016-2017

ATTACHMENT C.10.17: City of Oakland Adopt a Drain Volunteer Program Adopted Storm Drains FY 2016-2017

ATTACHMENT C.10.18: City of Oakland Density of Illegal Dumping Abatement Sites FY 2016-2017

ATTACHMENT C.10.19: City of Oakland Street Sweeping Frequency and Trash Management Areas FY 2016-2017

ATTACHMENT C.10.20: Earth Team Zero Litter Annual Report to the Alameda Countywide Clean Water Program FY 2016-2017

ATTACHMENT C.10.21: City of Oakland Summary of Polystyrene Ban Enforcement Actions FY 2016-2017

ATTACHMENT C.10.22: City of Oakland Polystyrene Ban Enforcement Letter


ATTACHMENT C.10.23: City of Oakland Summary of Cleanups Used for Creek and Shoreline
Offset FY 2016-2017

ATTACHMENT C.3.1

City of Oakland

Framework for Green Infrastructure Plan Development

FY 2016-2017



FILED
OFFICE OF THE CITY CLERK
OAKLAND

CITY OF OAKLAND 2017 APR 27 PM 12:42

AGENDA REPORT

TO: Sabrina B. Landreth
City Administrator

FROM: Christine Daniel
Interim Director, OPW

SUBJECT: Resolution Adopting City of Oakland
Green Infrastructure Plan Framework

DATE: April 17, 2017

City Administrator Approval

Date:

4/27/17

RECOMMENDATION

Staff Recommends That City Council Approve A Resolution Adopting The City Of Oakland's Framework For The Development Of A Green Infrastructure Plan.

EXECUTIVE SUMMARY

Oakland is regulated in its discharge of stormwater by the San Francisco Bay Regional Water Quality Control Board (Water Board) under the 2015 Municipal Regional Stormwater, National Pollutant Discharge Elimination System (NPDES) Permit (MRP). In order to be in compliance with the MRP, the City of Oakland must submit to the Water Board a Green Infrastructure Plan (GI Plan) by September 30, 2019. As a milestone in creation of the GI Plan, all permittees must also submit a GI Plan Framework (Framework) for the development of the GI Plan by June 30, 2017. This report recommends adoption of the attached Framework in order to be in compliance with the MRP.

BACKGROUND / LEGISLATIVE HISTORY

"Green Infrastructure" is a term that refers to engineered structures or features that are designed to detain stormwater runoff and remove water quality pollutants. Examples of green infrastructure include rain gardens, permeable pavements, vegetated swales, green roofs, and stormwater detention tree wells.

Provision C.3.j. of the MRP, entitled *Green Infrastructure Planning and Implementation*, requires that, "Permittees shall complete and implement a Green Infrastructure Plan for the inclusion of low impact development drainage design into storm drain infrastructure on public and private lands, including streets, roads, storm drains, parking lots, building roofs, and other storm drain infrastructure elements" by September 30, 2019.

The provision also requires permittees to develop, adopt, and submit to the Water Board a Framework that describes tasks and timeframes for the development of the GI Plan by June 30, 2017.

Item: _____
Public Works Committee
May 9, 2017

ANALYSIS AND POLICY ALTERNATIVES

To meet the June 30, 2017 requirement, staff recommends adoption of the City of Oakland's Framework (Attachment A). The Framework utilizes the template developed by the Alameda Countywide Clean Water Program for use by all of its 17 member agencies. Additionally, the template is modeled after guidance developed by the Bay Area Stormwater Management Agencies Association (BASMAA) for regional consistency in Framework format among all cities regulated by the MRP. The Framework includes purpose, deadlines, tasks, evaluation of funding sources, training and outreach, and timeframes for development.

FISCAL IMPACT

There is no cost for the adoption of the developed Framework.

PUBLIC OUTREACH / INTEREST

The requirement to create and adopt a GI Plan Framework is a regulatory requirement of the MRP. Adoption of the MRP was a public process that included public hearings, notifications, and solicitation of input from the public, municipal agencies, and non-governmental organizations.

COORDINATION

The Office of the City Attorney and the Budget Office were consulted in the preparation of this report.

SUSTAINABLE OPPORTUNITIES

The development of a Green Infrastructure Plan was called out as a Flagship Action in the City's 2016 Resilient Oakland playbook in order to improve social, environmental, and economic outcomes.

Economic: The inclusion of green infrastructure in public and private projects can result in infrastructure maintenance and capital improvement cost savings for cities. Installation of green infrastructure has also been shown to improve property values and attract investment.

Environmental: Green Infrastructure projects improve water quality and flood risk reduction, create healthier ecosystems, improve air quality, and can sequester carbon, among other benefits.


Social Equity: Green infrastructure projects beautify neighborhoods and create healthier environments in communities.

ACTION REQUESTED OF THE CITY COUNCIL

Staff recommends that City Council Approve a Resolution Adopting the City of Oakland's Framework for the Development of a Green Infrastructure Plan.

For questions regarding this report, please contact Kristin Hathaway, Watershed Program Supervisor, at (510) 238-7571.

Respectfully submitted,



Christine Daniel
Interim Director, Oakland Public Works

Reviewed by:
Lesley Estes, Watershed Program Manager

Prepared by:
Kristin Hathaway, Watershed Program Supervisor
Watershed and Stormwater Management

Attachment:

A. City of Oakland's Framework for Green Infrastructure Plan Development



2017 APR 27 PM 12:42

ATTACHMENT A

City of Oakland
Framework for Green Infrastructure Plan Development

1. Purpose of the Green Infrastructure Plan

The purpose of the Green Infrastructure Plan is to guide the identification, implementation, tracking, and reporting of green infrastructure projects.

“Green infrastructure” refers to a variety of engineered structures or features that are designed to detain stormwater runoff in order to reduce stormwater runoff volumes and improve water quality. Examples include rain gardens, permeable pavements, vegetated swales, green roofs, and stormwater detention tree wells.

The Green Infrastructure Plan will be developed in accordance with Green Infrastructure Plan requirements in Provision C.3.j of the Municipal Regional Stormwater Permit (Regional Water Quality Control Board Order No. R2-2015-0049, adopted on November 19, 2015), which states in part:

...the [Green Infrastructure] Plan is intended to describe how Permittees will shift their impervious surfaces and storm drain infrastructure from gray, or traditional, storm drain infrastructure where runoff flows directly into the storm drain and then to the receiving water, to green—that is, to a more resilient, sustainable system that slows runoff by dispersing it to vegetated areas, harvests and uses runoff, promotes infiltration and evapotranspiration, and uses bioretention and other green infrastructure practices to clean stormwater runoff.... The Plan is intended to serve as an implementation guide and reporting tool... to set goals for reducing, over the long term, the adverse water quality impacts of urbanization and urban runoff on receiving waters.

2. Municipal Stormwater Permit Deadlines

Provision C.3.j.2.(1) of the Municipal Regional Stormwater Permit (MRP) requires the City of Oakland to approve a Framework to develop a Green Infrastructure Plan by June 30, 2017. The Green Infrastructure Plan must be submitted to the Regional Water Quality Control Board (Water Board) by September 30, 2019.

3. Specific Tasks for Plan Development

Preparation of the Green Infrastructure Plan will require the following specific tasks.

A. Identify Green Infrastructure Projects

Future green infrastructure projects will be identified for inclusion in the Green Infrastructure Plan. This will include documentation of existing plans for private and public development projects that would be subject to MRP Provision C.3 that requires development projects to include stormwater treatment facilities. The Green Infrastructure Plan will also document the continuing implementation and results of the City of Oakland's process, initiated in Fiscal Year 2015-16, to review planned capital improvement projects that are not subject to Provision C.3 stormwater treatment requirements, to identify the potential for incorporating green infrastructure. Additionally, a tool developed by the Alameda Countywide Clean Water Program (Clean Water Program) will be used to identify, map, and prioritize potential green infrastructure projects that may be included in the Green Infrastructure Plan.

B. Develop Tracking Procedures

Guidance provided by the Clean Water Program will be used to develop procedures for estimating the pollutant load reduction benefits of green infrastructure projects, and for tracking and reporting on completed projects. The procedures will be described in the Green Infrastructure Plan.

C. Incorporate Guidelines, Specifications, and Typical Designs

The Green Infrastructure Plan will incorporate standard specifications and, as appropriate, typical design details and related information necessary to incorporate green infrastructure into projects within the City of Oakland. This will be based on guidelines, specifications, and typical detail developed by the City of Oakland as well as on those developed or provided by the Clean Water Program. The City of Oakland will evaluate the materials provided by the Clean Water Program for consistency with local standards, and will revise existing guidelines, standard specifications, design details, and procedures as needed.

D. Update Planning Documents

Planning documents will be reviewed, and relevant sections of these documents will be modified, as needed, for implementing green infrastructure in public and private development projects to support the implementation of the Green Infrastructure Plan. This will include, but will not necessarily be limited to, the following planning documents:

- Oakland General Plan
- Specific Plans and Area Plans
- Complete Streets Plan
- Active Transportation Plan
- Storm Drainage Master Plan
- Urban Forestry Master Plan
- Streets Paving and Streetscape Plans

- Pavement rehabilitation work plan
- Master park plan
- Urban forestry plan
- Flood control or flood management plan
- Other plans that may affect the future alignment, configuration, or design of roadways, parking lots, buildings, and other impervious surfaces.

E. Evaluate Funding Sources

An evaluation of potential funding sources for future public green infrastructure projects will be included in the Green Infrastructure Plan. As one example, guidance provided by the Clean Water Program may be used to develop an in-lieu fee for private development projects that are constrained from fully meeting stormwater treatment measures onsite. This fee could be a potential funding source for future public green infrastructure projects.

F. Training and Outreach

Staff will receive training on green infrastructure planning, implementation, design, and maintenance at inter-departmental meetings by attending training sessions provided by the Clean Water Program. Updates and opportunities for input on the preparation of the Green Infrastructure Plan will be provided to local government advisory bodies such as the Oakland Planning Commission and the Oakland Parks and Recreation Advisory Commission.

City staff will conduct outreach to the general public and development community to provide information and solicit input regarding Green Infrastructure Plan development. Outreach will also be conducted in coordination with the Clean Water Program that will create outreach on a countywide level.

G. Compile and Implement Green Infrastructure Plan

Documentation of the tasks described above will be compiled into a Green Infrastructure Plan document. A resolution will be submitted to the Oakland City Council for review and recommended adoption in order to begin implementing the Green Infrastructure Plan.

H. Submit Plan to the Water Board


The Plan, and applicable policies or other legal mechanisms for Plan implementation, will be submitted to the Regional Water Quality Control Board (Water Board) with the City of Oakland's 2019 Annual Report of Stormwater Program Implementation.

4. Timeframe for Plan Development

The schedule for conducting specific tasks is presented below. Adoption of the Green Infrastructure Plan is scheduled for June 30, 2019. The Plan, and applicable policies or other legal mechanism for Plan implementation, must be submitted to the Regional Water Board by September 30, 2019.

Schedule of Specific Tasks

Task	FY 2016-17		FY 2017-18				FY 2018-19				FY 2019-20	
	Q3	Q4	Q1	Q2	Q3	Q4	Q1	Q2	Q3	Q4	Q1	Q2
Identify Projects	[Task bar spanning Q3-Q4 FY16-17, Q1-Q4 FY17-18, Q1-Q2 FY18-19]											
Develop Tracking Procedures	[Task bar spanning Q1-Q4 FY17-18, Q1-Q2 FY18-19]											
Incorporate Guidelines	[Task bar spanning Q2-Q4 FY17-18, Q1-Q2 FY18-19]											
Update Planning Documents	[Task bar spanning Q2-Q4 FY17-18, Q1-Q3 FY18-19]											
Evaluate Funding Sources	[Task bar spanning Q1-Q4 FY17-18, Q1-Q2 FY18-19]											
Training and Outreach	[Task bar spanning Q3-Q4 FY16-17, Q1-Q4 FY17-18, Q1-Q4 FY18-19]											
Compile Plan	[Task bar spanning Q2-Q3 FY18-19]											
Adopt Plan	[Task bar spanning Q3-Q4 FY18-19, ending with a diamond marker in Q4 FY18-19]											
Submit Plan to Water Board	[Task bar spanning Q1-Q2 FY19-20, ending with a diamond marker in Q2 FY19-20]											



City Attorney

FILED
OFFICE OF THE CITY CLERK
OAKLAND

OAKLAND CITY COUNCIL

2017 APR 27 PM 12:25 **RESOLUTION NO. _____ C.M.S.**

Introduced by Councilmember _____

RESOLUTION ADOPTING THE CITY OF OAKLAND'S FRAMEWORK FOR THE DEVELOPMENT OF A GREEN INFRASTRUCTURE PLAN.

WHEREAS, the City of Oakland's stormwater requirements are regulated by the Municipal Regional Stormwater Permit (MRP), adopted by the San Francisco Bay Regional Water Quality Control Board (Water Board) on November 19, 2015 (Order No. R2-201500049); and

WHEREAS, in order to be in compliance with Provision C.3.j. of the MRP, the City of Oakland is required to prepare, adopt, and submit a Green Infrastructure Plan to the Water Board by September 30, 2019; and

WHEREAS, as a milestone in the preparation of the Green Infrastructure Plan, the City of Oakland must develop, adopt, and submit to the Water Board a Green Infrastructure Plan Framework (Framework) by June 30, 2017; and

WHEREAS, a Framework has been created that describes specific tasks and timeframes for the development of a Green Infrastructure Plan; now, therefore be it

RESOLVED, that the City of Oakland's Framework conforms to the requirements of the Water Board, and be it

FURTHER RESOLVED, that the City of Oakland's Framework will be used to develop the Green Infrastructure Plan by September 30, 2019, and be it

FURTHER RESOLVED, that the Oakland City Council hereby adopts the City of Oakland's Framework for the Green Infrastructure Plan Development (Attachment A, dated April 17, 2017).

IN COUNCIL, OAKLAND, CALIFORNIA, _____

PASSED BY THE FOLLOWING VOTE:

AYES - BROOKS, CAMPBELL WASHINGTON, GALLO, GIBSON MCELHANEY, GUILLEN, KALB, KAPLAN, AND PRESIDENT REID

NOES -

ABSENT -

ABSTENTION -

ATTEST: _____

LaTonda Simmons
City Clerk and Clerk of the Council
of the City of Oakland, California

ATTACHMENT C.3.2

Resolution Adopting the City of Oakland's Framework for the Development of a Green Infrastructure Plan

[Signature]
City Attorney

FILED
OFFICE OF THE CITY CLERK
OAKLAND

OAKLAND CITY COUNCIL

2017 APR 27 PM 12:42 RESOLUTION NO. 86789 S.M.S.

Introduced by Councilmember _____

RESOLUTION ADOPTING THE CITY OF OAKLAND'S FRAMEWORK FOR THE DEVELOPMENT OF A GREEN INFRASTRUCTURE PLAN.

WHEREAS, the City of Oakland's stormwater requirements are regulated by the Municipal Regional Stormwater Permit (MRP), adopted by the San Francisco Bay Regional Water Quality Control Board (Water Board) on November 19, 2015 (Order No. R2-201500049); and

WHEREAS, in order to be in compliance with Provision C.3.j. of the MRP, the City of Oakland is required to prepare, adopt, and submit a Green Infrastructure Plan to the Water Board by September 30, 2019; and

WHEREAS, as a milestone in the preparation of the Green Infrastructure Plan, the City of Oakland must develop, adopt, and submit to the Water Board a Green Infrastructure Plan Framework (Framework) by June 30, 2017; and

WHEREAS, a Framework has been created that describes specific tasks and timeframes for the development of a Green Infrastructure Plan; now, therefore be it

RESOLVED, that the City of Oakland's Framework conforms to the requirements of the Water Board, and be it

FURTHER RESOLVED, that the City of Oakland's Framework will be used to develop the Green Infrastructure Plan by September 30, 2019, and be it

FURTHER RESOLVED, that the Oakland City Council hereby adopts the City of Oakland's Framework for the Green Infrastructure Plan Development (Attachment A, dated April 17, 2017).

MAY 16 2017

IN COUNCIL, OAKLAND, CALIFORNIA, _____

PASSED BY THE FOLLOWING VOTE:

AYES - BROOKS, CAMPBELL WASHINGTON, GALLO, GIBSON MCELHANEY, GUILLEN, KALB, KAPLAN, AND PRESIDENT REID - 8

NOES - 0

ABSENT - 0

ABSTENTION - 0

ATTEST: *[Signature]*
LaTonda Simmons
City Clerk and Clerk of the Council
of the City of Oakland, California

ATTACHMENT C.4.1

City of Oakland

Potential Facilities List

FY 2016-2017

City of Oakland
List of Potential Facilities
FY 2016-2017

Number	Business Name	Businss Address	City	State	Zip Code	SIC
1	355	355 19th St	Oakland	CA	94612	
2	17958	4915 TELEGRAPH AVE	Oakland	CA	94609	5812
3	#1 Asian Express Food	138 14th St	Oakland	CA	94601	
4	#1 Seafood & Chicken	4014 MacArthur Blvd	Oakland	CA	94619	
5	#1 SEAFOOD & CHICKEN LLC	4014 MACARTHUR BLVD	Oakland	CA	94619-1904	5812001
6	1 AUTO REPAIR	3509 FOOTHILL BLVD	Oakland	CA	94601	7549
7	1/4 Giant Burger	4215 MacArthur Blvd	Oakland	CA	94619	
8	1/4 Lb Giant Burger San Pablo	5325 San Pablo Ave	Oakland	CA	94608	
9	1/4 Lbs Giant Burger #3	8026 International Blvd	Oakland	CA	94621	
10	100MAC 76	100 MACARTHUR BLVD	Oakland	CA	94610	5540
11	101 AUTO BODY	5512 MARTIN LUTHER KING JR WAY	Oakland	CA	94609	7540
12	10TH & WOOD	945 WOOD ST	Oakland	CA	94607	5812
13	12 SMOG TEST ONLY	4502 E 12TH ST	Oakland	CA	94601	7540
14	15 FRESH PRODUCE INC	321 FRANKLIN ST	Oakland	CA	94607-3822	5148001
15	15 MAIN LLC, DBA CALAVERA	2337 BROADWAY	Oakland	CA	94612	5812
16	16 De Sept Taqueria	3438 International Blvd	Oakland	CA	94601	
17	1812 Coffee Co	2224 MacArthur Blvd	Oakland	CA	94602	
18	19 EATS INC DBA FUSE BOX	2311 MAGNOLIA ST	Oakland	CA	94607-2308	
19	19th Street Station	339 19th St	Oakland	CA	94612	
20	1st Choice Auto Repair	4101 Martin Luther King Jr Way	Oakland	CA	94609	7540
21	1ST QUALITY AUTO BODY & REPAIR	6528 INTERNATIONAL BLVD	Oakland	CA	94621-3644	7532001
22	2101 CLUB	2101 MACARTHUR BLVD	Oakland	CA	94602-2228	5813001
23	24-7 GAS & FOOD MART	8930 BANCROFT AVE	Oakland	CA	94605-3969	
24	25TH STREET TAPROOM BAR & RESTAURANT INC	2507 BROADWAY	Oakland	CA	94612-3105	5812001
25	2600 BASEMENT	2600 TELEGRAPH AVE	Oakland	CA	94612-1714	5812001
26	27 DISCOUNT MARKET	2627 MARTIN LUTHER KING JR WAY	Oakland	CA	94612-1115	
27	2chris's, Inc.	344 Thomas L Berkley Way	Oakland	CA	94612	
28	2contemporary Art Cafe-cafe Van Kleeef	1621 Telegraph Ave	Oakland	CA	94612	
29	3 RINGS MARKET	501 E 18TH ST	Oakland	CA	94606-2413	5411001
30	3 SEAS BAKERY	9224 INTERNATIONAL BLVD	Oakland	CA	94603-1402	2051001
31	3101 98th Ave LLC	3101 98th Ave	Oakland	CA	94605	
32	337 TSC INC DBA TAI SHAN CAFE-OAKLAND	337 8TH ST	Oakland	CA	94607	5812
33	35th Avenue BP	3201 35th Ave	Oakland	CA	94602	
34	4 LESS SMOG CHECK	2857 Broadway	Oakland	CA	94611	7540
35	4 Musketeers - Piedmont Ave LLC	4045 Piedmont Ave	Oakland	CA	94611	
36	410 MINUTE FITNESS INC.	5401 COLISEUM WAY	Oakland	CA	94601-5021	5999001
37	44 Autobody & Paint/devil's Custom & Pai	950 77th Ave # 8	Oakland	CA	94621	7532

City of Oakland
List of Potential Facilities
FY 2016-2017

Number	Business Name	Businss Address	City	State	Zip Code	SIC
38	451 Hegenberger Gas INC	451 Hegenberger Rd	Oakland	CA	94621	
39	475 Cafe Oakland	475 14th St Ste 110	Oakland	CA	94601	
40	4M FOODS	6349 MACARTHUR BLVD	Oakland	CA	94605-1635	5411001
41	5 STARS MARKET	3145 SAN PABLO AVE	Oakland	CA	94612	
42	510 AUTO TECH	8670 INTERNATIONAL BLVD	Oakland	CA	94621	7530
43	55TH TIRE & SERVICE	5500 INTERNATIONAL BLVD	Oakland	CA	94621-4402	5399001
44	5TH AVE GAS & FOOD MART	510 INTERNATIONAL BLVD	Oakland	CA	94606-2910	
45	5th Ave Gas and Food Mart Inc.	506 International Blvd	Oakland	CA	94606	
46	65th Street Market	6444 San Pablo Ave	Oakland	CA	94608	
47	66th Bancroft Market	6633 Bancroft Ave	Oakland	CA	94605	
48	7 Amigos Market	8135 Bancroft Ave	Oakland	CA	94605	
49	7 DAY TIRE AND SHOP	8332 International Blvd	Oakland	CA	94621	7530
50	7 ELEVEN #2369-14178C	4720 MACARTHUR BLVD	Oakland	CA	94619-2761	5411001
51	7 ELEVEN #2369-18608E	4100 BROADWAY	Oakland	CA	94611-5112	5411001
52	7 ELEVEN 2369-26872B	324 23RD AVENUE	Oakland	CA	94606	5411002
53	7 ELEVEN 2369-32181 B	4193 PIEDMONT AVE	Oakland	CA	94611-5109	
54	7 ELEVEN 2369-37634H	506 INTERNATIONAL BLVD	Oakland	CA	94606-2910	5411002
55	7 ELEVEN STORE #2369-39541A	4251 INTERNATIONAL BLVD	Oakland	CA	94601-4537	5411001
56	7 SEAS FOOD AND LIQUOR INC	1615 MACARTHUR BLVD	Oakland	CA	94602-1606	5921001
57	7 STARS DONUT	3060 E 9TH ST STE D	Oakland	CA	94601-2925	
58	76 C-STOP	6125 TELEGRAPH AVE	Oakland	CA	94609	5540
59	76 Oakland Smog	4276 MacArthur Blvd	Oakland	CA	94619	7540
60	77 Discount Market	7618 International Blvd	Oakland	CA	94621	
61	7-Eleven #20009d	2350 Harrison St	Oakland	CA	94612	
62	7-Eleven #2212-14170f	5741 Thornhill Dr	Oakland	CA	94611	
63	7-Eleven #2232/26872a	324 23rd Ave	Oakland	CA	94606	
64	7-Eleven #2232-14174e	3500 Grand Ave	Oakland	CA	94610	
65	7-Eleven #2369-14178c	4720 MacArthur Blvd	Oakland	CA	94619	
66	7-Eleven #2369-18608e	4100 Broadway	Oakland	CA	94611	
67	7-Eleven #2369-39541a	4251 International Blvd	Oakland	CA	94601	
68	7-ELEVEN 2369-32181B	4193 Piedmont Ave	Oakland	CA	94611	
69	7-ELEVEN INC STORE 20009D	2350 HARRISON ST	Oakland	CA	94612-3712	5411001
70	7-ELEVEN STORE 2212-14170F	5741 THORNHILL DR	Oakland	CA	94611-2144	5411001
71	7-ELEVEN STORE 2232/26872A	324 23RD AVE	Oakland	CA	94606-5303	5411001
72	7-ELEVEN STORE 2232-14174E	3500 GRAND AVE	Oakland	CA	94610-2010	5411001
73	7TH ST FOOD & LIQUOR	1460 7TH ST	Oakland	CA	94607-1982	5411001
74	7th St Food & Liquors	1460 7th St	Oakland	CA	94607	

City of Oakland
List of Potential Facilities
FY 2016-2017

Number	Business Name	Businss Address	City	State	Zip Code	SIC
75	82nd Produce	8201 International Blvd	Oakland	CA	94621	
76	83rd Chili Dog	8314 International Blvd	Oakland	CA	94621	
77	880 AUTO BODY SHOP INC	4401 E 12TH ST	Oakland	CA	94601-4416	7538001
78	9 JULIO EMPANADA KITCHEN	2914 MADERA AVE	Oakland	CA	94619-3372	5812001
79	98TH GAS	1141 98TH AVE	Oakland	CA	94603-2404	
80	A & A Corner Market	2520 Foothill Blvd	Oakland	CA	94601	
81	A & A GAS INC DBA A & A GAS & MART	2200 TELEGRAPH AVE	Oakland	CA	94612	5540
82	A & B AUTO CENTER	5325 INTERNATIONAL BLVD	Oakland	CA	94601-5701	
83	A & B Auto Company	8717 G St	Oakland	CA	94621	7540
84	A & B Seafood, Inc.	800 Franklin St	Oakland	CA	94607	
85	A & G Market	1849 E 21st St	Oakland	CA	94606	
86	A & J AUTOVENTURES DBA A&J CAR SALES	5401 SAN LEANDRO ST	Oakland	CA	94601	7515
87	A & M FOOD MARKET INC	1774 82ND AVE	Oakland	CA	94621-2221	5141001
88	A & M Liquor	1301 MacArthur Blvd	Oakland	CA	94602	
89	A & P Mobil Service	398 W MacArthur Blvd	Oakland	CA	94609	
90	A & P Service Center #2	3506 Piedmont Ave	Oakland	CA	94611	7530
91	A & R Market	3615 Foothill Blvd	Oakland	CA	94601	
92	A & Y FOOD MARKET LLC	387 9TH ST	Oakland	CA	94607-4242	5812001
93	A + Smog Test & Repair	8332 International Blvd Ste B	Oakland	CA	94621	7540
94	A AND A TIRE SERVICE AND AUTO REPAIR	1093 61ST ST	Oakland	CA	94608	5530
95	A Auto Glass	640 W MacArthur Blvd	Oakland	CA	94609	7536
96	A B B MARKET	1839 96TH AVE	Oakland	CA	94603	
97	A B C Transmissions	8925 San Leandro St	Oakland	CA	94621	7530
98	A BAGEL INC DBA OLD BROOKLYN BAGELS & DELI	6000 COLLEGE AVE	Oakland	CA	94618-1328	5812001
99	A BEAUTIFUL SWAN CUSTOM CATERING	770 19TH ST	Oakland	CA	94612-1015	5812001
100	A C Auto Glass	5606 E 16th St	Oakland	CA	94621	7540
101	A G Ferrari Foods	6119 La Salle Ave	Oakland	CA	94611	
102	A G Ferrari Foods	4001 Piedmont Ave	Oakland	CA	94611	
103	A I Will Tow	715 Peralta St	Oakland	CA	94607	7540
104	A Market	5650 Market St	Oakland	CA	94608	
105	A Plus Tire & Wheels	3500 Foothill Blvd	Oakland	CA	94601	7530
106	A Taste Of Paradise Catering	3020 57th Ave	Oakland	CA	94605	
107	A&AA INC DBA ADAMS MEDITERRANEAN GRILL & CAFE	1442 FRANKLIN ST	Oakland	CA	94612-3202	5812001
108	A&E AUTO BODY SHOP LLC	7933 INTERNATIONAL BLVD	Oakland	CA	94621-2615	
109	A. Bauer Repair Inc.	444 23rd St	Oakland	CA	94612	7530
110	A.B.P. REPAIR, INC.	601 BRUSH ST	Oakland	CA	94607-3249	
111	A.G. FERRARI FOODS	6119 LA SALLE AVE	Oakland	CA	94611-2801	5411001

City of Oakland
List of Potential Facilities
FY 2016-2017

Number	Business Name	Businss Address	City	State	Zip Code	SIC
112	A.G. FERRARI FOODS	4001 PIEDMONT AVE	Oakland	CA	94611-5208	5411001
113	A.M. SHELL STATION	230 W MACARTHUR BLVD	Oakland	CA	94611	5540
114	A.M.A. Autocare	2801 MacArthur Blvd	Oakland	CA	94602	7530
115	A.S.E. Auto Repair	611 85th Ave	Oakland	CA	94621	7530
116	A-1 AUTO COLLISION	8227 INTERNATIONAL BLVD	Oakland	CA	94621-2233	7532001
117	A-1 Auto Express	2523 Market St	Oakland	CA	94607	7540
118	A-1 Custom Works	8670 International Blvd	Oakland	CA	94621	7538
119	A-1 Spring Service	9722 MacArthur Blvd	Oakland	CA	94605	7530
120	A16 ROCKRIDGE	5356 COLLEGE AVE	Oakland	CA	94618	
121	A2 Cafe	5212 Broadway	Oakland	CA	94618	
122	AA FUSION GOURMET	381 15TH ST	Oakland	CA	94612	
123	AAA SAN PABLO FUEL INC	3420 SAN PABLO AVE	Oakland	CA	94608	5540
124	AAMCO Transmissions	3050 Brook St	Oakland	CA	94611	7530
125	Ab Mobile Detailing	1050 28th St	Oakland	CA	94608	7540
126	Abbraccio	3700 E 12th St Ste 1d	Oakland	CA	94601	
127	ABC BUFFET, INC.	4108 INTERNATIONAL BLVD	Oakland	CA	94601	5810
128	ABDUL SHOKOOR TUTAKHIL	5401 COLISEUM WAY	Oakland	CA	94601-5021	5999001
129	Abdul Wakil Harooni	950 3rd St	Oakland	CA	94607	
130	A-BEN'S BURGER & TERIYAKI	10921 MACARTHUR BLVD	Oakland	CA	94605-5255	
131	ABES LOTTO LIQUOR	10125 INTERNATIONAL BLVD	Oakland	CA	94603-3203	
132	Abesha Ethiopian Cuisine	4929 Shattuck Ave	Oakland	CA	94609	
133	ABURAYA	380 15TH ST	Oakland	CA	94612	5812
134	Abysinia Market	2525 Telegraph Ave # A	Oakland	CA	94612	
135	AC Truck Repair	2226 Myrtle St	Oakland	CA	94607	7530
136	ACAPULCO GARAGE	1421 HIGH ST	Oakland	CA	94601	7530
137	ACCELERATED PERFORMANCE	3040 MARKET ST	Oakland	CA	94608	7530
138	ACEVEDO & SONS AUTO REPAIR	8515 SAN LEANDRO ST STE C	Oakland	CA	94621-1238	
139	ACME Glass	1335 98th Ave # B	Oakland	CA	94603	7540
140	ACTS COMMUNITY DEVELOPMENT DBA SOULS RESTAURANT	6403 FOOTHILL BLVD	Oakland	CA	94605	5812
141	ACTUAL RESTAURANTS INC	6334 SAN PABLO AVE	Oakland	CA	94608-1232	5812001
142	Adal Market	3852 Martin Luther King Jr Way	Oakland	CA	94609	
143	Adam's Mediterranean Grill & Cafe	1442 Franklin St	Oakland	CA	94612	
144	Addis Ethiopian Restaurant	6100 Telegraph Ave	Oakland	CA	94609	
145	ADELINE GROCERY INC	749 ADELINE ST	Oakland	CA	94607	5411
146	Adeline Liquor	5702 Adeline St	Oakland	CA	94608	
147	Adesso	4395 Piedmont Ave	Oakland	CA	94611	
148	Adnan Market	2539 Market St	Oakland	CA	94607	

City of Oakland
List of Potential Facilities
FY 2016-2017

Number	Business Name	Businss Address	City	State	Zip Code	SIC
149	ADRIANNE COURT HOSPITALITY LLC	2021 BROADWAY	Oakland	CA	94612-2319	5812001
150	ADRIANS CUSTOM	910 92ND AVE	Oakland	CA	94603-1218	
151	Adrian's Custom	910 92nd Ave	Oakland	CA	94603	7530
152	Ads Temescal Auto Care	426	Oakland	CA	94609	7530
153	Afood & Chicken	4014 MacArthur Blvd	Oakland	CA	94619	
154	African Caribbean Food Market	547 8th St	Oakland	CA	94607	
155	AGA LAKESIDE MARKET	136 14TH ST	Oakland	CA	94612-4311	5921001
156	Agape Automotive	6821 Foothill Blvd	Oakland	CA	94605	7530
157	Agnipal 14 Sabor Cubano	5401 Coliseum Way	Oakland	CA	94601	
158	AGUSTIN ZEPEDA	5401 COLISEUM WAY	Oakland	CA	94601-5021	5999001
159	Ahadu Ethiopian Restaurant	6430 Telegraph Ave	Oakland	CA	94609	
160	AHI MAHI FISH GRILL	8460 EDGEWATER DR STE D	Oakland	CA	94621-1488	5812001
161	AHMAD SHARAF	5401 COLISEUM WAY	Oakland	CA	94601-5021	5999001
162	Ahn's Quarter Pound Burger	439 Grand Ave	Oakland	CA	94610	
163	Ahssey	1417 Campbell St	Oakland	CA	94607	
164	Aiban Market	701 60th St	Oakland	CA	94609	
165	AIO AUTO GLASS REPAIR AND WINDOW TINTING	732 36TH ST	Oakland	CA	94609-2328	7536001
166	AISLE 5 OAKLAND	3320 GRAND AVE	Oakland	CA	OAKLAND CA 946	5812036
167	Aj's Auto Clinic	6006 San Pablo Ave	Oakland	CA	94608	7530
168	AJUZOUN JAPANESE AMERICAN STEAK	15 EMBARCADERO W	Oakland	CA	94607	5812
169	AKAT CAFE KALLI - CAFE SIN FRONTERAS	1603 2ND AVE	Oakland	CA	94606-1713	
170	AL ATTLES CALIFORNIA CHEESESTEAKS	7000 COLISEUM WAY	Oakland	CA	94621-1917	5812001
171	Al Shuja Market	8017 Macarthur Blvd	Oakland	CA	94605	
172	Alamar	100 Grand Ave	Oakland	CA	94612	
173	ALAMEDA BAGELS, INC DBA HOUSE OF BAGELS	6104 LA SALLE AVE	Oakland	CA	94611-2802	5812001
174	ALAMEDA IMPORT AUTOMOTIVE, LLC	1235 48TH AVE	Oakland	CA	94601-5119	
175	ALARMS AND CAR STEREO OF OAKALND	10950 INTERNATIONAL BLVD # I-11	Oakland	CA	94603-3865	
176	Alberto's Auto Repair	801 54th Ave	Oakland	CA	94601	7530
177	ALBERTOS CAR WASH	5625 FOOTHILL BLVD	Oakland	CA	94605-1030	7542001
178	ALBINO NEW & USED	5401 COLISEUM WAY	Oakland	CA	94601-5021	5999001
179	Alchemy Cooperative, Inc.	5715 Market St	Oakland	CA	94608	
180	ALEJANDRO TORIS	5401 COLISEUM WAY	Oakland	CA	94601-5021	5999001
181	Alem H Kashai	3909 Martin Luther King Jr Ave	Oakland	CA	94609	7530
182	Alems Coffee	5353 Claremont Ave	Oakland	CA	94618	
183	ALEX AND ANGELS TIRES	5443 SHATTUCK AVE	Oakland	CA	94609-1620	7534001
184	Alex Auto Repair	3315 High St	Oakland	CA	94619	7530
185	Alexia Automotriz	6410 International Blvd	Oakland	CA	94621	7530

City of Oakland
List of Potential Facilities
FY 2016-2017

Number	Business Name	Businss Address	City	State	Zip Code	SIC
186	Alex's Upholstery Auto Shop	5319 International Blvd	Oakland	CA	94601	7532
187	Alfa Auto Repair & Autobody	7508 International Blvd	Oakland	CA	94621	7530
188	ALFONSOS TINT CENTER	4200 INTERNATIONAL BLVD STE B	Oakland	CA	94601-4530	7549001
189	Algahim Market	2736 35th Ave	Oakland	CA	94619	
190	ALHAITHANI CORPORATION	3615 FOOTHILL BLVD	Oakland	CA	94601-3627	5411001
191	ALI MOZAHHABIAN	526 2ND ST	Oakland	CA	94607	5510
192	Alice Street Bakery Cafe	251 10th St	Oakland	CA	94607	
193	ALL AMERICAN TRUCK & EQUIPMENT	821 66TH AVE	Oakland	CA	94621	5510
194	ALL BAKED	537 ATHOL AVE	Oakland	CA	94606-1507	5812001
195	ALL BOUT CARS	10550 INTERNATIONAL BLVD	Oakland	CA	94603-3804	
196	ALL CAR SMOG TEST ONLY	7520 INTERNATIONAL BLVD # B	Oakland	CA	94621	7500
197	ALL DAY	10724 APRICOT ST	Oakland	CA	94603-3824	5812036
198	ALL GREEN PRODUCE	4095 FOOTHILL BLVD	Oakland	CA	94601-4256	
199	ALL MERCEDES AUTO REPAIR	1225 7TH ST	Oakland	CA	94607	5530
200	All Mufflers Discounted & Tires	4256 International Blvd	Oakland	CA	94601	7540
201	ALL SEASONS PRODUCE	370 2ND ST	Oakland	CA	94607-4136	5149001
202	All Smogs Done	4258 International Blvd	Oakland	CA	94601	7540
203	All Star Fast Food	898 W Grand Ave	Oakland	CA	94607	
204	Allison-Mcain, LLC DBA Cafe Zoe	6000 College Ave	Oakland	CA	94618	
205	ALL-MART	6421 INTERNATIONAL BLVD	Oakland	CA	94621-3853	
206	Allstar Auto Body	3658 Foothill Blvd	Oakland	CA	94601	7530
207	ALMAS PRODUCTS	5401 COLISEUM WAY	Oakland	CA	94601-5021	5999001
208	ALMISON RESTAURANTS, INC	1 AIRPORT DR TERMINAL T2X	Oakland	CA	94621-1430	5812001
209	ALOHA CLUB	952 FRUITVALE AVE	Oakland	CA	94601-2912	5813001
210	ALOHA MARKET	718 WEBSTER ST	Oakland	CA	94607-4228	
211	ALPHABET CITY AUTO SHOP	1141 98TH AVE	Oakland	CA	94603-2404	
212	Al's Truck Repair	4716 Melrose Ave	Oakland	CA	94601	7530
213	Amal Deli	3201 Telegraph Ave	Oakland	CA	94609	
214	AMANDA VAZQUEZ	5401 COLISEUM WAY	Oakland	CA	94601-5021	5999001
215	Amazona's Pizza	2427 Telegraph Ave	Oakland	CA	94612	
216	AMERICAN AUTO COLLISION	3927 INTERNATIONAL BLVD	Oakland	CA	94601-4011	
217	American Auto Repair Rebuilders	1237 40th Ave	Oakland	CA	94601	7530
218	American Auto Upholstery & Glass	3080 Broadway	Oakland	CA	94611	7540
219	AMERICAN GLASS REPAIR	666 37TH ST	Oakland	CA	94609-2337	7549001
220	AMERICAN GROWERS EXCHANGE LLC	705 BROADWAY	Oakland	CA	94607	5260
221	AMERICAN NATURAL FOOD & CAFE	5887 San Pablo Ave	Oakland	CA	94608	
222	AMIGO'S AUTO BODY, LLC	3714 FOOTHILL BLVD	Oakland	CA	94601	7530

City of Oakland
List of Potential Facilities
FY 2016-2017

Number	Business Name	Businss Address	City	State	Zip Code	SIC
223	AMMAR THABET MOHAMMAD NASER	9755 EDES AVE	Oakland	CA	94603	
224	An Elegant Affair	8004 McCormick Ave	Oakland	CA	94605	
225	ANA GARCIA	5401 COLISEUM WAY	Oakland	CA	94601-5021	5999001
226	Anais	3012 International Blvd	Oakland	CA	94601	
227	Analog LLC	414 14th ST	Oakland	CA	94612	
228	ANDALE MEXICAN RESTURANT	1 AIRPORT DR STE 8	Oakland	CA	94621-1431	5812001
229	Andres Motor Sports/Cleangreen Collision	2408 Mandela Parkway	Oakland	CA	94607	7530
230	Anfilo Coffee	35 Grand Ave	Oakland	CA	94612	
231	ANGEL CAKES	745 5TH ST	Oakland	CA	94607-3019	
232	ANGELES AUTO BODY REPAIR	8925 SAN LEANDRO ST BLDG F	Oakland	CA	94621-1201	
233	ANGELITAS HOT-DOGS	3851 INTERNATIONAL BLVD	Oakland	CA	94601-4009	5812001
234	Angel's Cafe	307 10th St	Oakland	CA	94607	
235	Angulo Auto Upholstery	1336 89th Ave	Oakland	CA	94621	7530
236	Anh Dao Oakland Restaurant	280 E 18th St	Oakland	CA	94606	
237	ANKAR CYCLES INC DBA OAKLAND HARLEY-DAVIDSON	151 HEGENBERGER RD	Oakland	CA	94621-1407	
238	Annie's Deli	595 15th St	Oakland	CA	94612	
239	Anthony's Auto Collision Center	6598 San Pablo Ave	Oakland	CA	94608	7530
240	ANTIDOTE JUICERY	420 40TH ST	Oakland	CA	94609-2688	
241	ANTIGUA AUTO REPAIR	2520 WEST ST # A	Oakland	CA	94612-1128	
242	Antojeria Mexicana El Chilar	365 17th St	Oakland	CA	94612	
243	ANTONIO DIAS	5401 COLISEUM WAY	Oakland	CA	94601-5021	5999001
244	ANT'S AUTO COLLISION SHOP	2300 MARKET ST STE C	Oakland	CA	94607	7500
245	Anula's Cafe	1319 Franklin St	Oakland	CA	94612	
246	APELILA & J, LLC ONO HAWAIIAN BBQ	2990 E 9TH ST	Oakland	CA	94601-2961	5812001
247	Apt C Bar Lounge & Restaurant	8916 International Blvd	Oakland	CA	94621	
248	Aqua Fresh Fish & Chips	10823 MacArthur Blvd	Oakland	CA	94605	
249	AQUA FRESH SEAFOOD	10823 MACARTHUR BLVD # A	Oakland	CA	94605	5812
250	ARAMARK SERVICES INC	7000 COLISEUM WAY	Oakland	CA	94621-1917	5812001
251	Arbor Cafe	4210 Telegraph Ave	Oakland	CA	94609	
252	Arciniega Auto Electrical	1421 High St	Oakland	CA	94601	7530
253	ARCO AM PM	3310 Park Blvd	Oakland	CA	94610	
254	ARCO AMPM #3575 CMSI	566 HEGENBERGER RD	Oakland	CA	94621-1320	
255	ARCO CTTTN	10600 MACARTHUR BLVD	Oakland	CA	94605	
256	ARIA GRILL & CUISINE	308 14th St	Oakland	CA	94612	
257	Ariana Hot Dog	1579 Middle Harbor Rd	Oakland	CA	94607	
258	Arizmendi Cooperative, Inc.	3265 Lakeshore Ave	Oakland	CA	94610	
259	Armando Cervantes Paintless Dent Repair	2984 Frye St	Oakland	CA	94602	7532

City of Oakland
List of Potential Facilities
FY 2016-2017

Number	Business Name	Businss Address	City	State	Zip Code	SIC
260	ARNE AUTO REPAIR	7520 INTERNATIONAL BLVD	Oakland	CA	94621	7539
261	Aroma Cafe	1901 Harrison St Ste 101	Oakland	CA	94612	
262	Aroma Cafe & Bakery	1900 Franklin St	Oakland	CA	94612	
263	Arrwa One Stop Market	8607 Bancroft Ave	Oakland	CA	94605	
264	Arsimona	561 11th St	Oakland	CA	94607	
265	Arthur Macs Chicken & Fish	8200 MacArthur Blvd	Oakland	CA	94605	
266	ARTISAN BREWERS LLC DBA DRAKES DEALERSHIP	2325 BROADWAY	Oakland	CA	94612-2414	5812001
267	ARTISAN BREWER'S LLC DBA DRAKE'S DEALERSHIP	2325 BROADWAY	Oakland	CA	94612	5812
268	ARTISON FOOD PROCUTIONS INC.	4029 PIEDMONT AVE	Oakland	CA	94611	5812
269	ARTISON FOOD PRODUTIONS INC.	4029 PIEDMONT AVE	Oakland	CA	94611-5208	5812001
270	ARYANA HOT DOG	6300 COLISEUM WAY	Oakland	CA	94621	5812001
271	A'S GIANT CORP	4215 MACARTHUR BLVD	Oakland	CA	94619-1907	5812036
272	Asa Liquors	5909 Market St	Oakland	CA	94608	
273	ASC, INC.	1949 INTERNATIONAL BLVD	Oakland	CA	94606	5010
274	ASEF M & SALIMA SAAED	5401 COLISEUM WAY	Oakland	CA	94601-5021	5999001
275	ASHLEY'S KITCHEN	6630 MACARTHUR BLVD	Oakland	CA	94605-2175	5812036
276	Asia Coffee Shop & Restaurant	1245 6th Ave	Oakland	CA	94606	
277	Asian Snacks	1243 33rd Ave	Oakland	CA	94601	
278	ASL AUTO COLLISION SHOP	2300 MARKET ST STE C	Oakland	CA	94607-3450	7539001
279	ASLMASOOM, INC	800 HARRISON ST	Oakland	CA	94607	5540
280	Asmara Restaurant	5020 Telegraph Ave # 302	Oakland	CA	94609	
281	Asmarina Cafe	6101 Shattuck Ave	Oakland	CA	94609	
282	Asmarina Cafe	94609	Oakland	CA	94609	
283	Asmuch, Inc.	1698 7th St	Oakland	CA	94607	
284	ATC COLORS LLC	8378 BALDWIN ST STE B	Oakland	CA	94621	5530
285	Athenian Deli & Cafe	2125 Franklin St	Oakland	CA	94612	
286	Atomic Cup	111 Grand Ave	Oakland	CA	94612	
287	AU OAKLAND	2430 BROADWAY	Oakland	CA	94612	5812
288	Audi Oakland Service Center	2560 Webster St	Oakland	CA	94612	7530
289	AUNT MARYS CAFE	4640 TELEGRAPH AVE	Oakland	CA	94609-2022	5812001
290	Aunt Mary's Cafe	4307 Telegraph Ave	Oakland	CA	94609	
291	AURA MKT, INC. / DBA WOODMINSTER MKT	5000 WOODMINSTER LN	Oakland	CA	94602-2614	5411001
292	AUSAR AUSET NATURAL FOODS-SENBEB INC	5140 FOOTHILL BLVD	Oakland	CA	94601-5307	5499001
293	Authentic Bagel Company	463 2nd St	Oakland	CA	94607	
294	Authentic Bagel Company	6000 College Ave	Oakland	CA	94618	
295	Auto Armando's Detail	9326 D St Apt 1	Oakland	CA	94603	7540
296	AUTO BODY CUSTOM SHOP	8670 INTERNATIONAL BLVD	Oakland	CA	94621-1503	7532001

City of Oakland
List of Potential Facilities
FY 2016-2017

Number	Business Name	Businss Address	City	State	Zip Code	SIC
297	Auto Bouteek	507 23rd Ave	Oakland	CA	94606	7530
298	Auto Care Shop	299 29th St	Oakland	CA	94611	7538
299	AUTO GLASS GUYS	2263 BRUSH ST	Oakland	CA	94612-1067	
300	Auto Mechs	801 West MacArthur Blvd	Oakland	CA	94608	7530
301	Auto Plus Towing	5401 San Leandro St	Oakland	CA	94601	
302	Auto Repair Master, Inc.	448 25th Ave	Oakland	CA	94612	7530
303	Auto Row Smog Test Only	3060 Broadway	Oakland	CA	94611	7540
304	Auto Saver	2601 35 Th Ave	Oakland	CA	94619	7530
305	Auto Tech West	2703 Martin Luther King Jr Way	Oakland	CA	94612	7530
306	AUTO WORKS & COMPANY	3900 FOOTHILL BLVD	Oakland	CA	94601-4237	
307	Auto World Body & Frame	844 E 12th St	Oakland	CA	94606	7530
308	AUTO ZONE 3371	7200 BANCROFT AVE	Oakland	CA	94605	5530
309	Autobahn Cafe	571 5th St	Oakland	CA	94607	
310	AUTOCOM POWER, LLC DBA AUTOCOM NISSAN OF OAKLAND	2735 BROADWAY	Oakland	CA	94612	5510
311	AUTOMAX OF BAY AREA INC.	1750 E 12TH ST	Oakland	CA	94606	7539
312	Automekanika Body & Repair	1440 17th St	Oakland	CA	94607	7530
313	Automex	5525 Bancroft Ave	Oakland	CA	94605	7530
314	AUTOMEX	7600 MACARTHUR BLVD	Oakland	CA	94605-2944	
315	AUTOMOTIVE COLLISION REPAIR	365 26TH ST	Oakland	CA	94612	7530
316	AUTOPARTS XPRESS	500 INDEPENDENT RD	Oakland	CA	94621	5530
317	Autoport Car Repair Service	3901 San Leandro St	Oakland	CA	94601	7538
318	Autotrends	2840 Broadway	Oakland	CA	94612	7530
319	Autozone	807 27th St	Oakland	CA	94608	
320	AUTOZONE #3357	3525 MACARTHUR BLVD	Oakland	CA	94619	5530
321	AUTOZONE #5230	10111 INTERNATIONAL BLVD	Oakland	CA	94603	5530
322	AUTOZONE PARTS, INC	3050 E 9TH ST	Oakland	CA	94601	5530
323	Avila's Body Shop	1364 81st Ave	Oakland	CA	94621	7539
324	AVIS RENT A CAR SYSTEM LLC	2428 WEBSTER ST	Oakland	CA	94612	7510
325	Awaken Cafe LLC	150 Frank Ogawa Plz # 1d	Oakland	CA	94612	
326	Axtlan Taqueria & Deli I	1904 Franklin St	Oakland	CA	94612	
327	AYALUNA CATERING GROUP OAK, LLC DBA MAZZAT GRILL	1924 FRANKLIN ST	Oakland	CA	94612-2913	5812001
328	AYLA WESTERN WEAR	5401 COLISEUM WAY	Oakland	CA	94601-5021	5999001
329	Ayuby Ice Cream	2783 E 12th St	Oakland	CA	94601	
330	B - Dama	4301 Piedmont Ave Ste A	Oakland	CA	94611	
331	B - DAMA	907 WASHINGTON ST	Oakland	CA	94607-4097	5812001
332	B & H Auto Service	851 E 12th St	Oakland	CA	94606	7530
333	B & M Cafe	288 11th St Ste D	Oakland	CA	94607	

City of Oakland
List of Potential Facilities
FY 2016-2017

Number	Business Name	Businss Address	City	State	Zip Code	SIC
334	B & P MARBLE PRODUCTS	1044 44TH AVE	Oakland	CA	94601-4425	3281001
335	B & S	8925 SAN LEANDRO ST	Oakland	CA	94621-1201	
336	B Restaurant	499 9th St	Oakland	CA	94607	
337	B.C. Deli Sandwiches	818 Franklin St	Oakland	CA	94607	
338	B/M Auto Collision	1285 47th Ave # B	Oakland	CA	94601	7530
339	Ba Le French Coffee Shop	812 Franklin St	Oakland	CA	94607	
340	Ba Le Sandwich LLC	1909 International Blvd Ste A	Oakland	CA	94606	
341	Babes Custom	2743 San Pablo Ave	Oakland	CA	94612	7530
342	BA-BITE	3905 PIEDMONT AVE	Oakland	CA	94611-5351	5812001
343	BABY CAFE LLC	358 11TH ST	Oakland	CA	94607-4247	5812001
344	BABY KAKES LLC	1937 26TH AVE	Oakland	CA	94601-1765	5812001
345	BACHEESO	246 GRAND AVE	Oakland	CA	94610	5812
346	Bagel Street Cafe	501 14th St # 21-22	Oakland	CA	94612	
347	Baggy's By The Lake	288 E 18th St	Oakland	CA	94606	
348	Baitshop Dives LLC DBA Kingfish Pub & Cafe	5227 Claremont Ave	Oakland	CA	94618	
349	Baja Taqueria	4070 Piedmont Ave	Oakland	CA	94611	
350	BAKER MARBLE & GRANITE CORP	2430 UNION ST	Oakland	CA	94607-2418	3281001
351	BAKERY EL SOL	3340 E 12TH ST STE 5	Oakland	CA	94601-3436	
352	BAKESALE BETTY, LLC	5098 TELEGRAPH AVE	Oakland	CA	94609-2014	2051001
353	BANANA BLOSSOM THAI CUISINE	4228 PARK BLVD	Oakland	CA	94602-1312	5812001
354	Bancroft Complete Auto Repair	5342 Bancroft Ave	Oakland	CA	94601	7530
355	BANCROFT VALERO	7225 BANCROFT AVE	Oakland	CA	94605	5540
356	Bangkok Palace	3300 Grand Ave	Oakland	CA	94610	
357	Bar Dogwood	1644 Telegraph Ave	Oakland	CA	94612	
358	BAR OESTE	722 CLAY ST	Oakland	CA	94607-3921	5812001
359	Barady Hot Dog	2001 Embarcadero Rd	Oakland	CA	94606	
360	Barbara Llewellyn Catering & Event Plan	434 25th St	Oakland	CA	94612	
361	BARCESAR	4039 PIEDMONT AVE	Oakland	CA	94611	5812
362	BARCOTE ETHIOPIAN RESTAURANT	6430 TELEGRAPH AVE	Oakland	CA	94609	5810
363	BARDO, LLC DBA MICHEL BISTRO	3343 LAKESHORE AVE	Oakland	CA	94610-2398	5812036
364	BARE KNUCKLE PIZZA	351 12TH ST	Oakland	CA	94607-4248	5812001
365	Barlago Italian Kitchen	550 Grand AVE, Oakland	Oakland	CA	94610	
366	Barlata	4901 Telegraph Ave	Oakland	CA	94609	
367	Barney's College	5819 College Ave	Oakland	CA	94618	
368	Barney's Gourmet Burgers	4162 Piedmont Ave	Oakland	CA	94611	
369	BASIL PIZZERIA	300 13TH ST	Oakland	CA	94612	5812
370	BAT COUNTRY LLC	1618 FRANKLIN ST	Oakland	CA	94612-2806	5812036

**City of Oakland
List of Potential Facilities
FY 2016-2017**

Number	Business Name	Businss Address	City	State	Zip Code	SIC
371	BATCH PASTRIES, LLC	2220 MOUNTAIN BLVD STE 140	Oakland	CA	94611-2905	
372	Bates Hall (Catering)	6670 Foothill Blvd	Oakland	CA	94605	
373	BATTAM BANG	850 Broadway	Oakland	CA	94607	
374	BATTERY SPECIALISTS	2824 SAN PABLO AVE	Oakland	CA	94608	5530
375	Bay Area Auto Repair	550 E 12th St	Oakland	CA	94606	7530
376	BAY AREA COLOR INC.	98 HEGENBERGER LOOP # B	Oakland	CA	94621	5000
377	Bay Area Cylinder Head	732 E 12th St	Oakland	CA	94606	7530
378	Bay Area Engine Exchange	1285 47th Ave	Oakland	CA	94601	7530
379	BAY AREA GARDEN SUPPLY	1667 14TH ST	Oakland	CA	94607-1548	
380	Bay Area Liquors	3148 San Pablo Ave	Oakland	CA	94608	
381	Bay Area's Auto Glass	1648 90th Ave	Oakland	CA	94603	7536
382	Bay Auto Center	610 Oak St	Oakland	CA	94606	7530
383	Bay Bridge Auto Body	2130 90th Ave	Oakland	CA	94603	7530
384	BAY CAR WASH	957 E 12TH ST	Oakland	CA	94606	7542
385	Bay City Alternators	8807 International Blvd	Oakland	CA	94621	7530
386	BAY CITY AUTO & TRANSMISSION REPAIR	1220 47TH AVE	Oakland	CA	94601	7530
387	BAY CITY CUSTOM CYCLE	1222 47TH AVE	Oakland	CA	94601	7540
388	BAY FRIES	847 MANDANA BLVD	Oakland	CA	94610-2428	5812001
389	Bay Fung Tong Seafood Tea House	1916 Franklin St	Oakland	CA	94612	
390	BAY MOTOR SPORT SERVICES, INC	1118 5TH AVE	Oakland	CA	94606	7530
391	Bay Sprouts	1000 Skyline Blvd	Oakland	CA	94611	
392	Bay Supermarket	1774 82nd Ave	Oakland	CA	94621	
393	Bay Wolf Cafe	3853 Piedmont Ave	Oakland	CA	94611	
394	BAYGREEN SALAD & MORE	2225 WEBSTER ST	Oakland	CA	94612	5812
395	BAYVIEW MARKET & LIQUOR	10459 EDES AVE	Oakland	CA	94603	
396	BBQ Hut	6400 Shattuck Ave	Oakland	CA	94609	
397	B-DAMA INC.	907 WASHINGTON ST STE H	Oakland	CA	94607	5812
398	BEALLO CATERING	592 MOUNTAIN BLVD	Oakland	CA	94611-1821	5812001
399	BEAN CAPERS INC. DBA CITIZEN BEAN	438 LEE ST APT 2	Oakland	CA	94610-4737	5812001
400	Bear Safety Center	3031 San Pablo Ave	Oakland	CA	94608	7530
401	BEAUTYS BAGEL SHOP	3838 TELEGRAPH AVE	Oakland	CA	94609-2420	
402	Becky's Chinese Restaurant	5620 College Ave	Oakland	CA	94618	
403	BEEF NOODLE SOUP 84 INC	354 17TH ST	Oakland	CA	94612-3335	5812001
404	Beef Noodle Soup 84, Inc.	416 13th St	Oakland	CA	94612	
405	Beef Noodle Soup 84, Inc.	354 17th St	Oakland	CA	94612	
406	Beer Revolution	64 3rd St	Oakland	CA	94607	
407	Beer Revolution's Old Depot Public House	468 Third St	Oakland	CA	94607	

City of Oakland
List of Potential Facilities
FY 2016-2017

Number	Business Name	Businss Address	City	State	Zip Code	SIC
408	BELCAMPO MEAT COMPANY	369 3RD ST	Oakland	CA	94607-4103	5812001
409	Belgian Bier Cafe LLC	460 8th St	Oakland	CA	94607	
410	Beli Deli, Inc	8105 Edgewater Dr Ste 109	Oakland	CA	94621	
411	BELLANICO	4238 PARK BLVD	Oakland	CA	94602-1312	5812001
412	BELLY UPTOWN LLC	1901 SAN PABLO AVE	Oakland	CA	94612	
413	Ben & Jerry's	505 Embarcadero W	Oakland	CA	94607	
414	Ben & Nick's Bar & Grill (cato Corp)	5612 College Ave	Oakland	CA	94618	
415	BENJAMIN MOORE	8350 PARDEE DR	Oakland	CA	94621-1481	
416	Benner Auto Repair, Inc.	488 25th St	Oakland	CA	94612	7530
417	Ben's Dairy Freeze	10921 MacArthur Blvd	Oakland	CA	94605	
418	Ben's Restaurant	398 3rd St	Oakland	CA	94607	
419	Benson Tire & Automotive Service, Inc.	2101 Park Blvd	Oakland	CA	94606	7530
420	BENTO THAI CORPORATION DBA SUKHO THAI	5498 COLLEGE AVE	Oakland	CA	94618-1552	5812001
421	Berlyn's Eatery	132 International Blvd	Oakland	CA	94606	
422	Besa Quality Auto Care	2350 Webster St	Oakland	CA	94612	7530
423	Best Auto Repair	2605 Market St	Oakland	CA	94607	7530
424	BEST DEAL WHEEL & TIRE	2901 SAN PABLO AVE	Oakland	CA	94608	5530
425	BEST DETAIL INC	2412 BROADWAY	Oakland	CA	94612	7542
426	Best Fish & Chicken (bfc)	3112 Market St	Oakland	CA	94608	
427	BEST FOR LESS	4001 INTERNATIONAL BLVD	Oakland	CA	94601-4013	7536001
428	Best Mufflers & Radiator Auto Body Shop	8615 E St	Oakland	CA	94621	7530
429	BEST PRICE AUTO GLASS SERVICE	11040 NOVELDA DR	Oakland	CA	94603-3632	7536001
430	Best Taste Restaurant & Deli	814 Franklin St	Oakland	CA	94607	
431	Best Tires Sales & Service	1050 98th Ave	Oakland	CA	94603	7534
432	Better Grill Bar-B-Q	7838 International Blvd	Oakland	CA	94621	
433	Better Trade Market	7838 International Blvd	Oakland	CA	94621	
434	BETTS LAKESHORE CHEVRON	3500 LAKESHORE AVE	Oakland	CA	94610	5540
435	Beverages, & More!	525 Embarcadero W	Oakland	CA	94607	
436	BFC & Seafood	3112 Market St	Oakland	CA	94608	
437	BHUGAYS KATSU CURRY	578 14TH ST	Oakland	CA	94612-1443	5812001
438	BHUGAYS SUSHI TO GO	1200 CLAY ST STE 150	Oakland	CA	94612-1424	5812001
439	BHUTANDEVI MAI INC DBA ANNAPURNA RESTAURANT & BAR	948 CLAY ST	Oakland	CA	94607-3906	5812001
440	Bi Q	6627 Bancroft Ave	Oakland	CA	94605	
441	BICA COFFEE HOUSE LLC	5701 COLLEGE AVE	Oakland	CA	94618	5812
442	Bicycle Coffee LLC	364 2nd St	Oakland	CA	94607	
443	BIG DADDYS CHINESE RESTAURANT INC	3700 TELEGRAPH AVE	Oakland	CA	94609-2418	5812001
444	Big Dish	339 9th St	Oakland	CA	94607	

**City of Oakland
List of Potential Facilities
FY 2016-2017**

Number	Business Name	Businss Address	City	State	Zip Code	SIC
445	BIG G BURGER	333 17TH ST	Oakland	CA	94612	
446	BIG MOMMAS KITCHEN	4929 INTERNATIONAL BLVD	Oakland	CA	94601-5213	5812001
447	BIG O TIRE STORE #83	810 W MACARTHUR BLVD	Oakland	CA	94608	5530
448	BIG SERG BBQ	4717 FOOTHILL BLVD	Oakland	CA	94601-5349	5812001
449	Bill & Bills Body Shop	1500 105th Ave	Oakland	CA	94603	7530
450	Billy's Snacks & Deli	1938 Broadway	Oakland	CA	94612	
451	Bingo Snack Bar	10800 International Blvd	Oakland	CA	94603	
452	Binh Minh Quan	338 12th St	Oakland	CA	94607	
453	BIRYANI KABAB	377 13th Street	Oakland	CA	94612	
454	Bishop Auto Repair	906 Mandela Pkwy Apt C	Oakland	CA	94607	7530
455	BISSAP BAOBAB OAKLAND	381 15TH ST	Oakland	CA	94612-3303	5812001
456	Bistro	988 Broadway	Oakland	CA	94607	
457	Bistro 150	150 Hegenberger	Oakland	CA	94621	
458	BITES OFF SAN PABLO	3000 SAN PABLO AVE	Oakland	CA	94608	
459	Bittersweet, The Chocolate Cafe	1438 Broadway	Oakland	CA	94612	
460	Bittersweet, The Chocolate Cafe	5427 College Ave	Oakland	CA	94618	
461	BLACK & WHITE MARKET	2681 FRUITVALE AVE	Oakland	CA	94601	
462	Black Spring Coffee Company	2930 Telegraph Ave	Oakland	CA	94609	
463	Blessed Garden Restaurant	419 15th St	Oakland	CA	94612	
464	BLS SOUP AND SANDWICH	10901 MACARTHUR BLVD STE 101	Oakland	CA	94605	5812
465	Blue and Gold Liquor	1811 E 17th St	Oakland	CA	94606	
466	Blue and Gold Liquor	1811 14TH AVE	Oakland	CA	94606	
467	BLUE BAY BAR & GRILL	5817 SHATTUCK AVE	Oakland	CA	94609-1432	5812001
468	Blue Bird Market	3431 San Pablo Ave	Oakland	CA	94608	
469	Blue Bottle Coffee	4270 Broadway	Oakland	CA	94611	
470	BLUE CHAIR FRUIT COMPANY LLC	4629 MARTIN LUTHER KING JR WAY	Oakland	CA	94609-1821	
471	Blue Heron Catering, Inc.	3100 35th Ave	Oakland	CA	94619	
472	BLUE NILE XPRESS	5973 SHATTUCK AVE	Oakland	CA	94609-1434	5411001
473	Blue Seal Transmission	1600 Harrison St	Oakland	CA	94612	7530
474	BLUES KITCHEN	2184 39TH AVE	Oakland	CA	94601-4302	
475	Bnb Auto Repair	5337 International Blvd	Oakland	CA	94601	7538
476	BOA ENTERPRISE	3720 FOOTHILL BLVD	Oakland	CA	94601-3630	
477	BOB BLACK 222, INC.	3400 FOOTHILL BLVD	Oakland	CA	94601-3130	5812001
478	Bob Motter Body Shop, Inc.	6426 Shattuck	Oakland	CA	94609	7530
479	Bocanova	55 Webster St	Oakland	CA	94607	
480	BOCCALONE LLC	1924 INTERNATIONAL BLVD	Oakland	CA	94606-4809	
481	Bodega	466 19th St	Oakland	CA	94612	

City of Oakland
List of Potential Facilities
FY 2016-2017

Number	Business Name	Businss Address	City	State	Zip Code	SIC
482	Bodylines Autobody	3900 Fothill Blvd	Oakland	CA	94601	7532
483	BOLE ETHIOPIAN RESTAURANT	2805 TELEGRAPH AVE	Oakland	CA	94609-3606	5812001
484	Bon Appetit	1547 Lakeside Dr	Oakland	CA	94612	
485	BON APPETIT MANAGEMENT CO.	5000 MACARTHUR BLVD	Oakland	CA	94613-1000	5812001
486	BON2 BAKESHOP	1825 BRANDON ST	Oakland	CA	94611	2051001
487	BOOT AND SHOE SERVICE	3308 Grand Ave	Oakland	CA	94610	
488	Borderline Automotive	10552 International Blvd	Oakland	CA	94603	7538
489	Borgo Italia	499 9th St	Oakland	CA	94607	
490	Borinquen Soul	7704 International Blvd	Oakland	CA	94621	
491	BORINQUEN SOUL MOBILE KITCHEN CONS. & CATERING	2020 MACARTHUR BLVD	Oakland	CA	94602-2215	5812001
492	Boris Auto Repair	2926 56th Ave	Oakland	CA	94605	7530
493	BOSTON MARKET #1297	5132 BROADWAY	Oakland	CA	94611-4620	5812001
494	Boston Market #2288	3060 E 9th St	Oakland	CA	94601	
495	Both Side Convenience	1627 Broadway	Oakland	CA	94612	
496	Bottle Neck, INC	3151 98th Ave	Oakland	CA	94605	
497	BOTTLE'S LIQUOR	1150 MARKET ST	Oakland	CA	94607	
498	BOUJI EVENTS AND CATERING	2818 MACARTHUR BLVD	Oakland	CA	94602-3230	5812001
499	Bounmy Cheng Auto Repair	1800 International Blvd	Oakland	CA	94606	7530
500	BOURBAN AND BEEF	5634 COLLEGE AVE	Oakland	CA	94618	5812
501	BOWLD ACAI	245 PERKINS ST APT 37	Oakland	CA	94610-3024	5812001
502	BOY AUTO REPAIR	1011 39TH AVE	Oakland	CA	94601	7530
503	Bp Mobile Detailing	1615 Sunshine Ct	Oakland	CA	94621	7540
504	BRAGGING RYTS CATERING	601 OAKLAND AVE 307	Oakland	CA	94611-4513	5812001
505	Brash LLC DBA New Continental Auto Body	1231 45th Ave	Oakland	CA	94601	7532
506	BRAZUCA CAFE	595 15TH ST	Oakland	CA	94612	
507	Breads Of India & Gourmet Curries	948 Clay St	Oakland	CA	94607	
508	BRIOTZEIT LOKAL LLC	1000 EMBARCADERO	Oakland	CA	94606	5812
509	BRISENO PRODUCE	9829 SAN LEANDRO ST	Oakland	CA	94603-2326	5148001
510	BROADWAY 76	5300 BROADWAY	Oakland	CA	94618	5540
511	BROADWAY AUTOMOTIVE & TRANSMISSION	2943 BROADWAY	Oakland	CA	94611-5710	
512	Broadway Burrito	4027 Broadway	Oakland	CA	94611	
513	Broadway Liquor	2860 Broadway	Oakland	CA	94611	
514	Broadway Smog Station	288 28th St	Oakland	CA	94611	7540
515	BROADWAY SMOG-TUNE UP CENTER	416 25TH ST	Oakland	CA	94612	7500
516	BROADWAY TERRACE NURSERY	4340 CLAREWOOD DR	Oakland	CA	94618-2047	5261001
517	Broadway Unocal 76	3943 Broadway	Oakland	CA	94609	
518	BROADWAY-SHELL	5755 BROADWAY	Oakland	CA	94618-1571	

City of Oakland
List of Potential Facilities
FY 2016-2017

Number	Business Name	Businss Address	City	State	Zip Code	SIC
519	BROOKS FIELD LIQUORS	9786 EDES AVE	Oakland	CA	94603	
520	Brooks Motor Cars	9829 Bigge St	Oakland	CA	94603	7530
521	BROTHERS BROTHER RESTAURANT	10800 BANCROFT AVE	Oakland	CA	94603-4023	
522	BROTHERS KITCHEN & CATERING LLC	3000 SAN PABLO AVE	Oakland	CA	94608-4532	5812001
523	Brother's Market	2837 Martin Luther King Jr Way	Oakland	CA	94609	
524	BROTZEIT LOKAL LLC	1000 EMBARCADERO	Oakland	CA	94606-5133	5812001
525	Brown Couch Cafe	340 14th St	Oakland	CA	94612	
526	BRUCE'S TIRE INC	240 HEGENBERGER RD	Oakland	CA	94621	5530
527	Brundo, Inc.	6419 Telegraph Ave	Oakland	CA	94609	
528	B-side BBQ LLC	3303 San Pablo Ave	Oakland	CA	94608	
529	Bt Auto Repair	2264 E 12th St	Oakland	CA	94606	7530
530	BUDGET RENT A CAR SYSTEM, INC	121 98TH AVE	Oakland	CA	94603	5510
531	Buffet Fortuna Of Oakland	800 Broadway	Oakland	CA	94607	
532	BUIPHONG BAKERY	2800 INTERNATIONAL BLVD	Oakland	CA	94601-1516	2051001
533	BUMA'S PIZZERIA	325 19TH ST	Oakland	CA	94612	5812
534	Bun Bo Hue Trung Nam	615 E 12th St	Oakland	CA	94606	
535	BUONGIORNO GOURMET EXPRESS	1226 Broadway	Oakland	CA	94612	
536	Burger Gourmet	351 19th St	Oakland	CA	94612	
537	Burger King	580 Hegenberger	Oakland	CA	94621	
538	Burger King	7200 Bancroft Ave	Oakland	CA	94605	
539	Burger King	4200 International Blvd	Oakland	CA	94601	
540	Burger King/hrmc, Inc.	1541 E 12th St	Oakland	CA	94606	
541	Burma Superstar Restaurant	4721 Telegraph Ave	Oakland	CA	94609	
542	BURNT ENDS BBQ TRUCK	4559 INTERNATIONAL BLVD	Oakland	CA	94601-4506	5812001
543	Burrito Shops, Inc.	3256 Lakeshore Ave	Oakland	CA	94610	
544	BUTTARS EZ DISCOUNT MARKET	10808 BANCROFT AVE	Oakland	CA	94603-4023	
545	Buttercup Grill	229 Broadway	Oakland	CA	94607	
546	Buttercup Grill & Bar	1000 Cotton St	Oakland	CA	94606	
547	BUTTERFLY PRODUCTIONS LGBT Q EVENTS & CATERING	4115 SANTA RITA ST	Oakland	CA	94601-4339	5812001
548	By The Season Catering	6408 Outlook Ave	Oakland	CA	94605	
549	Bz Cafe & Grill	2786 Martin Luther King Jr Way	Oakland	CA	94612	
550	BZZ ITALIAN ICEZ	1300 CLAY ST	Oakland	CA	94612-1425	5812036
551	C & L PRODUCE	440 FRANKLIN ST	Oakland	CA	94607-3825	
552	C & M BISTRO	388 9TH ST STE 181	Oakland	CA	94607-4292	5812001
553	CABALEN SWEET & SAVORY	3331 INTERNATIONAL BLVD	Oakland	CA	94601-3005	5812001
554	Cactus Taqueria	5642 College Ave	Oakland	CA	94618	
555	Cafe 15	597 15th St	Oakland	CA	94612	

City of Oakland
List of Potential Facilities
FY 2016-2017

Number	Business Name	Businss Address	City	State	Zip Code	SIC
556	CAFE 3016	3016 MACARTHUR BLVD	Oakland	CA	94602	5812
557	Cafe 504	504 Wesley Ave	Oakland	CA	94606	
558	Cafe Colucci, Inc.	6429 Telegraph Ave	Oakland	CA	94609	
559	Cafe Dejena	3939 Martin Luther King Jr Way	Oakland	CA	94609	
560	CAFE DEM	1544 14TH AVE	Oakland	CA	94606	5812
561	Cafe El Oasis	3612 International Blvd	Oakland	CA	94601	
562	Cafe Eritrea D'afrique	4069 Telegraph Ave	Oakland	CA	94609	
563	Cafe Gabriela LLC	988 Broadway # 169	Oakland	CA	94607	
564	Cafe Galleria	4100 Redwood Rd	Oakland	CA	94619	
565	Cafe Jenny	578 14th St	Oakland	CA	94601	
566	Cafe Kefa	422 29th Ave	Oakland	CA	94601	
567	CAFE KIM THUY AND FAST FOOD	1604 INTERNATIONAL BLVD	Oakland	CA	94606	5812
568	CAFE LA FONG'S INC	5885 BANCROFT AVE	Oakland	CA	94605	5812
569	Cafe Le Bistro	433 Hegenberger Rd Ste B	Oakland	CA	94621	
570	Cafe Lizzi	461 2nd St	Oakland	CA	94607	
571	Cafe Madrid	2001 Broadway	Oakland	CA	94612	
572	Cafe Of The Bay	4011 MacArthur Blvd	Oakland	CA	94619	
573	Cafe Patio International	4030b International Blvd # 2	Oakland	CA	94601	
574	CAFE PLATANO	3612 INTERNATIONAL BLVD	Oakland	CA	94601-3524	
575	Cafe Platano 2		Oakland	CA	94601	
576	Cafe Randevu	2430 Broadway	Oakland	CA	94612	
577	CAFE SANTANA	4100 MACARTHUR BLVD	Oakland	CA	94619	5812
578	Cafe T.V.	649 E 12th St Ste A	Oakland	CA	94606	
579	CAFE TALAVERA	130 FRANK H OGAWA PLZ	Oakland	CA	94612	5812
580	CAFE TV	649 E 12TH ST A	Oakland	CA	94606-2802	5812036
581	CAFE UNDERWOOD	308 41ST ST	Oakland	CA	94609	5812
582	Caffe 817	817 Washington St	Oakland	CA	94607	
583	CAFFE NONNA	5395 BANCROFT AVE	Oakland	CA	94601-5807	
584	Caffe Teatro	300 Frank H Ogawa Plz Ste 130	Oakland	CA	94612	
585	Cal-fentons Ice Cream Corp.	4226 Piedmont Ave	Oakland	CA	94611	
586	CALI FRESH PRODUCE	230 FRANKLIN ST	Oakland	CA	94607	5148
587	CALI RICAN CATERING	2525 ALIDA ALIDA ST	Oakland	CA	94602	5812036
588	CALIFORNIA COVERS	431 26TH ST	Oakland	CA	94612-2410	7532001
589	California Custom Plus	3074 Broadway	Oakland	CA	94611	7540
590	California Finest Body & Frame	1415 18th St	Oakland	CA	94607	7540
591	CALIFORNIA KUSTOM CLASSICS INC	829 27TH AVE	Oakland	CA	94601	5510
592	California Market	1546 35th Ave	Oakland	CA	94601	

City of Oakland
List of Potential Facilities
FY 2016-2017

Number	Business Name	Businss Address	City	State	Zip Code	SIC
593	CALIFORNIA MEAT CO	2040 SOLANO WAY	Oakland	CA	94606-4935	
594	Calvin's Eatery	1611 Telegraph Ave Ste 105	Oakland	CA	94612	
595	CAM HUONG BAKERY	1088 WEBSTER ST	Oakland	CA	94607-4224	
596	CAM HUONG DELI RESTAURANT	702 International Blvd Ste A	Oakland	CA	94606	
597	Cam Huong Deli/Restaurant	920 Webster St	Oakland	CA	94607	
598	CAMARONQUICK	5401 COLISEUM WAY	Oakland	CA	94601-5021	5999001
599	Camber	1707 Telegraph Ave	Oakland	CA	94612	
600	CAMBURGER	430 13TH ST	Oakland	CA	94612-2602	5812001
601	Camino	3917 Grand Ave	Oakland	CA	94610	
602	Campos Auto Repair	1421 High St	Oakland	CA	94601	7530
603	CANA CUBAN PARLOR & CAFE	530 LAKE PARK AVE	Oakland	CA	94610-2732	5812001
604	Canchola's Restaurant	3731 International Blvd	Oakland	CA	94601	
605	CANO'S CUSTOM	4200 INTERNATIONAL BLVD STE B	Oakland	CA	94601	5531
606	CANTINFLAS TACOS	4240 INTERNATIONAL BLVD	Oakland	CA	94601-4538	5812001
607	CAPITAL AUTO GROUP	1141 98TH AVE	Oakland	CA	94603-2404	
608	CAPTAIN LIQUOR	2531 MARTIN LUTHER KING JR WAY	Oakland	CA	94612	
609	CAPTAIN MACKS	3640 OAK KNOLL BLVD	Oakland	CA	94605-4458	5812001
610	Car Care Automotive	320 23rd St	Oakland	CA	94612	7530
611	CARDINOS PRODUCE	380 2ND ST	Oakland	CA	94607	5148
612	Carlos Auto Repair & Tire Service	2801 San Pablo Avenue	Oakland	CA	94608	7530
613	Carl's Jr #484/#720	3770 Telegraph Ave	Oakland	CA	94609	
614	CARMENS CREATIONS	3126 SHEFFIELD AVE	Oakland	CA	94602-1544	5812001
615	CARNICERA Y FRUTERIA EL VALLE RETAIL	1527 INTERNATIONAL BLVD	Oakland	CA	94606-4403	5411001
616	CARNICERIA MI TIERRA	3225 FOOTHILL BLVD	Oakland	CA	94601-3112	5421001
617	CAROLYNS CREOLE KITCHEN	2921 CHESTNUT ST	Oakland	CA	94608-4429	5812001
618	Carriage Trade Liquor	350 E 18TH ST	Oakland	CA	94606	
619	CARRIBEAN SPICES	1000 OAK ST	Oakland	CA	94607-4892	5812001
620	Carrie Dove Catering	1552 Beach St Ste C	Oakland	CA	94608	
621	Carrows Hickory Chip Restaurant #182	405 Hegenberger Rd	Oakland	CA	94621	
622	CARS UNLIMITED MOBILE AUTOBODY	715 PERALTA ST APT 403	Oakland	CA	94607-1906	7539001
623	Carwash Doriaguez	1020 High St	Oakland	CA	94601	7540
624	CASA DE MOLE INC DBA AGAVE UPTOWN	2135 FRANKLIN ST	Oakland	CA	94612-0000	5812001
625	Casa Jimenez Family Restaurant & Gallery	4345 International Blvd	Oakland	CA	94601	
626	Casa Jimenez Super Burrito Truck	4345 International Blvd	Oakland	CA	94601	
627	Casa Vallarta Restaurant	1910 Park Blvd	Oakland	CA	94606	
628	Cash & Carry Smart Foodservice	400 Oak St	Oakland	CA	94607	
629	Casper's Hot Dogs	5440 Telegraph Ave	Oakland	CA	94609	

City of Oakland
List of Potential Facilities
FY 2016-2017

Number	Business Name	Businss Address	City	State	Zip Code	SIC
630	Cassave Restaurant & Taqueria	5412 San Pablo Ave Ste D	Oakland	CA	94608	
631	CASTANEDA AUTO REPAIR	855 34TH AVE	Oakland	CA	94601-3404	
632	Castillo Mobile Truck Repair, Inc.	852 85th Ave	Oakland	CA	94621	7538
633	CASTRO TIRE AUTO SALES & SERVICE	6101 SAN PABLO AVE	Oakland	CA	94608-2225	
634	CAT TOWN CAFE	2869 BROADWAY	Oakland	CA	94611	5812
635	Cater Mo' Betta	2607 66th Ave	Oakland	CA	94605	
636	Catered To You	1711 Telegraph Ave # 15	Oakland	CA	94612	
637	Cato's Ale House	3891 Piedmont Ave	Oakland	CA	94611	
638	CATRACHO AUTO REPAIR	2801 SAN PABLO AVE STE C	Oakland	CA	94608-4560	
639	CATS CAFE	367 17TH ST	Oakland	CA	94612	
640	Cbr Candy	1201 46th Ave	Oakland	CA	94601	7539
641	CDJ GROUP LLC DBA PARLIAMENT	811 WASHINGTON ST	Oakland	CA	94607	5800
642	Celest, Inc (bird Cage)	8475 Edes Ave	Oakland	CA	94621	
643	Center Auto Machine Shop	1231 10th Ave	Oakland	CA	94606	7530
644	Cento Uno	101 Broadway	Oakland	CA	94607	
645	CENTRAL CONCRETE SUPPLY	2400 PERALTA ST	Oakland	CA	94607-1705	5211001
646	CENTRO DE SALUD Y NUTRICION	3416 INTERNATIONAL BLVD	Oakland	CA	94601	5499
647	Cerpa's Auto Repair	8227 International Blvd	Oakland	CA	94621	7530
648	Cervantes Sandwich & Deli, Inc.	320 17th St	Oakland	CA	94612	
649	Cesar	4039 Piedmont Ave	Oakland	CA	94611	
650	Cesar's Bumpers Repair	8925 San Leandro St Bldg B	Oakland	CA	94621	7530
651	CHAGO PRODUCE	5401 COLISEUM WAY	Oakland	CA	94601-5021	161001
652	CHAI THAI NOODLE INC	545 INTERNATIONAL BLVD STE B	Oakland	CA	94606	5812
653	CHAMN CHUM INC	1515 CLAY ST	Oakland	CA	94612-1499	5812001
654	Champa Garden	2102 8th Ave	Oakland	CA	94606	
655	Chamuskie's Auto Window Tinting	1951 Foothill Blvd Apt 106	Oakland	CA	94606	7540
656	CHANCHAL INC	1240 BROADWAY	Oakland	CA	94612	5810
657	Chan's Trading, Inc.	545 9th St	Oakland	CA	94607	
658	CHAO THAI CUSINE	482 Lake Park Ave	Oakland	CA	94610	
659	Chapala Market	5415 International Blvd	Oakland	CA	94601	
660	CHAPINLANDIA BAKERY LLC	4737 INTERNATIONAL BLVD	Oakland	CA	94601-5209	2051001
661	Charles Auto	4500 Martin Luther King Ave	Oakland	CA	94609	7530
662	CHARLIE FRANKS PIES	3939 CANON AVE	Oakland	CA	94602-2223	5812001
663	CHARLIE'S LAS PALMAS	6215 International Blvd	Oakland	CA	94621	
664	CHARLIES LAS PALMAS (S & D SUCCESS INC)	5941 MACARTHUR BLVD	Oakland	CA	94605-1639	5812001
665	Charlie's Las Palmas (s & D Success, Inc.)	5941 MacArthur Blvd	Oakland	CA	94605	
666	Charlies Pizza	5008 Telegraph Ave	Oakland	CA	94609	

City of Oakland
List of Potential Facilities
FY 2016-2017

Number	Business Name	Businss Address	City	State	Zip Code	SIC
667	CHARLOTTE'S WEB AUTO DETAILING AND CAR WASH	2964 FRUITVALE AVE	Oakland	CA	94602	7542
668	CHAUS AUTO BODY AND REPAIR	4506 INTERNATIONAL BLVD	Oakland	CA	94601-4507	
669	Chau's Auto Sports	1259 48th Ave	Oakland	CA	94601	7530
670	Chau's Autoboday & Repair	4506 International Blvd	Oakland	CA	94601	7530
671	CHEF DADDY CATERING	7940 BANCROFT AVE # 3	Oakland	CA	94605-3261	5812001
672	Chef Juanita's Catering	9700 Mountain Blvd 2	Oakland	CA	94605	
673	Chef Lau's Chinese Seafood Cuisine	301 8th St	Oakland	CA	94607	
674	Chef Lin Top Cafe	370 12th St Ste 372	Oakland	CA	94607	
675	Chef Ming Express	3542 International Blvd	Oakland	CA	94601	
676	Chef Yu	3919 Telegraph Ave	Oakland	CA	94609	
677	CHEF YU, INC	4871 TELEGRAPH AVE	Oakland	CA	94609	5812
678	CHEPES TIRE SERVICE	2181 39TH AVE	Oakland	CA	94601-4301	7534001
679	Cheri's Ice Cream & Deli Shop	3206 International Blvd	Oakland	CA	94601	
680	CHEVRON #2212/308613	191 98TH AVE	Oakland	CA	94603	5410
681	Chevron Stations, Inc. #1719	5500 Telegraph Ave	Oakland	CA	94609	
682	Chevron Stations, Inc. #1784	1700 Castro St	Oakland	CA	94612	
683	CHEVRON USA	3500 LAKESHORE AVE	Oakland	CA	94610-2223	7359001
684	CHEVRON USA	4400 PIEDMONT AVE	Oakland	CA	94611-4219	7359001
685	CHEVRON USA 0019	4150 REDWOOD RD	Oakland	CA	94619-2330	7359001
686	CHEVRON USA 0019	4265 FOOTHILL BLVD # 76	Oakland	CA	94601-4621	7359001
687	Chez Mado Market	378 17th St	Oakland	CA	94612	
688	Chez Simone	4125 Piedmont Ave	Oakland	CA	94611	
689	CHHINA LLC	4086 PIEDMONT AVE	Oakland	CA	94611-5221	5812001
690	CHHINA LLC	3276 LAKESHORE AVE	Oakland	CA	94610-2720	5812001
691	CHICA	303 OAKLAND AVE APT A	Oakland	CA	94611-5530	5812001
692	CHICK & TEA	3932 TELEGRAPH AVE	Oakland	CA	94609	5812
693	CHICKPEA CHICK	626 EL DORADO AVE APT 13	Oakland	CA	94611-5095	5812001
694	CHICOS MARKET INC.	2801 HAVENSCOURT BLVD	Oakland	CA	94605-2022	
695	Chile Jalapeno Taqueria	6706 San Pablo Ave	Oakland	CA	94608	
696	CHILLI PADI MALAYSIAN DELIGHT INC DBA CHILLI PADI MALA	366 8TH ST	Oakland	CA	94607	5812
697	CHILTON AUTO BODY OF OAKLAND, INC.	1049 9TH AVE	Oakland	CA	94606	7540
698	CHIN WAH PANG	5401 COLISEUM WAY	Oakland	CA	94601-5021	5999001
699	China Express Restaurant	4425 Foothill Blvd	Oakland	CA	94601	
700	China Garlic Resturant	3766 Piedmont Ave	Oakland	CA	94611	
701	CHINA GOURMET EXPRESS	3301 FOOTHILL BLVD	Oakland	CA	94601	5812
702	China Gourmet Express, Inc.	3407 Fruitvale Ave	Oakland	CA	94602	
703	China Hut	4021 Broadway	Oakland	CA	94611	

City of Oakland
List of Potential Facilities
FY 2016-2017

Number	Business Name	Businss Address	City	State	Zip Code	SIC
704	China Joe Fast Food	1438 Fruitvale Ave	Oakland	CA	94601	
705	China Pack Kitchen	3118 35th Ave	Oakland	CA	94619	
706	CHINA STAR EXPRESS, LLC	399 8TH ST	Oakland	CA	94607-4250	5812001
707	CHINATOWN SMOG AND REPAIR STATION	800 Harrison St	Oakland	CA	94607	7539
708	Chinese Lucky Dragon Cafe	6928 International Blvd	Oakland	CA	94621	
709	CHIPOTLE MEXICAN GRILL #1738	3271 Lakeshore Ave	Oakland	CA	94610	
710	CHIPOTLE MEXICAN GRILL #1901	8460 EDGEWATER DR STE C	Oakland	CA	94621	
711	CHIPOTLE MEXICAN GRILL #2544	3001 BROADWAY	Oakland	CA	94611-5712	5812001
712	CHOICE MEAT MARKET	5676 San Pablo Ave	Oakland	CA	94608	
713	CHOLITA LINDA LLC	4923 TELEGRAPH AVE	Oakland	CA	94609-2011	5812001
714	Chong Long Market	257 8th St	Oakland	CA	94607	
715	CHONG LONG MARKET	279 8TH ST	Oakland	CA	94607-4400	5411001
716	Chon's Auto Shop Mobile	2174 47th Ave	Oakland	CA	94601	7539
717	Chop Bar	247 4th St Ste 111	Oakland	CA	94607	
718	Chopstick Chinese Restaurant	328 14th St	Oakland	CA	94612	
719	Chopsticks Express	4104 MacArthur Blvd	Oakland	CA	94619	
720	CHOW OAKLAND LLC	3770 PIEDMONT AVE	Oakland	CA	94611-5348	5812001
721	Choy Automotive Service	245 8th St	Oakland	CA	94607	7539
722	Choy's Auto Body & Repair	1407 Foothill Blvd	Oakland	CA	94606	7530
723	Christopher's Burgers	5295 College Ave	Oakland	CA	94618	
724	Chubby Freeze	600 Hegenberger Rd	Oakland	CA	94621	
725	CHUCK'S AUTO BODY	9220 G ST	Oakland	CA	94603	7530
726	Church St Market	1854 Church St	Oakland	CA	94621	
727	Church's Chicken #181	4155 Telegraph Ave	Oakland	CA	94609	
728	Church's Chicken #182	7301 Bancroft Ave	Oakland	CA	94605	
729	Church's Chicken #188	345 E 18th St	Oakland	CA	94606	
730	CHURROS BAYFAIR	9133 INTERNATIONAL BLVD	Oakland	CA	94603-1303	5812001
731	CHURROS MEXICANOS	3340 E 12TH ST	Oakland	CA	94601	5499
732	Cilles Liquor	8940 International Blvd	Oakland	CA	94621	
733	CINNAMON TREE CHINESE CUISINE	708 FRANKLIN ST	Oakland	CA	94607-3932	5812001
734	City Center Grille	1221 Broadway Ste 105	Oakland	CA	94612	
735	City Cup Cafe & City Grill	1259 Jefferson St # A	Oakland	CA	94612	
736	City Lights Cafe	2121 Harrison St	Oakland	CA	94612	
737	CITY MART	9104 INTERNATIONAL BLVD	Oakland	CA	94603-1304	5141001
738	CJ UNITED FOOD CORPORATION	105 JACKSON ST	Oakland	CA	94607-4323	5149001
739	Claremont Diner	6200 Claremont Ave	Oakland	CA	94618	
740	CLARKS HOME & GARDEN INC	9370 MACARTHUR BLVD	Oakland	CA	94605	5261

City of Oakland
List of Potential Facilities
FY 2016-2017

Number	Business Name	Businss Address	City	State	Zip Code	SIC
741	CLASSIC & CLASSY ENTERPRISE LLC	901 W MACARTHUR BLVD	Oakland	CA	94608	7540
742	CLASSIC CARS WEST BEER GARDEN	411 26TH ST	Oakland	CA	94612-2410	5812001
743	CLEAR VIEW AUTO GLASS SERVICES	2222 INTERNATIONAL BLVD	Oakland	CA	94606	7540
744	CLOVEN HOOF, LLC	4001 BROADWAY	Oakland	CA	94611	5810
745	Club 21	2111 Franklin St	Oakland	CA	94612	
746	Club El Rey	5322 Foothill Blvd	Oakland	CA	94601	
747	CMC FOOD SERVICES LLC	1 AIRPORT DR # F15	Oakland	CA	94621-1430	5812001
748	Coach Sushi	532 Grand Ave	Oakland	CA	94610	
749	COCHRAN CAR COMPANY	3010 CHAPMAN ST	Oakland	CA	94601	5510
750	Cocina Del Pueblo LLC	7633 MacArthur Blvd	Oakland	CA	94605	
751	Cock-a-Doodle Cafe	719 Washington St	Oakland	CA	94607	
752	COCKTAIL STORY LLC	347 14TH ST	Oakland	CA	94612	5812
753	COCO BUM	4707 FOOTHILL BLVD	Oakland	CA	94601	
754	COCO CAFE	1924 FRANKLIN ST	Oakland	CA	94612-2913	5812001
755	COCOS TAMALES AND FRUITS	4559 INTERNATIONAL BLVD	Oakland	CA	94601-4506	
756	COFFEE ROMA	371 30TH ST C100	Oakland	CA	94609	5812036
757	Coffee With A Beat	458 Perkins St	Oakland	CA	94610	
758	COLBERTS BEST AUTO	10100 INTERNATIONAL BLVD	Oakland	CA	94603-3204	
759	COLE COFFEE INC	307 63rd St	Oakland	CA	94618	
760	COLISEUM 76	845 66TH AVE	Oakland	CA	94621-3715	
761	Coliseum Auto Body LLC	835 75th Ave	Oakland	CA	94621	7530
762	Coliseum Lexus/Oakland Motor Cars, Inc.	7273 Oakport St	Oakland	CA	94621	7530
763	Coliseum Pizza	8999 International Blvd	Oakland	CA	94621	
764	COLISEUM SHELL	540 HEGENBERGER RD	Oakland	CA	94621	
765	Coliseum Swap Meet	5401 Coliseum Way	Oakland	CA	94601	
766	Coliseum Transmissions	6161 Coliseum Way	Oakland	CA	94621	7530
767	COLISEUM UNOCAL	845 66TH AVE	Oakland	CA	94621	5540
768	College Avenue Burrito Shop 1	5359 College Ave # B	Oakland	CA	94618	
769	COLLEGE AVENUE RESTAURANT INC	5478 COLLEGE AVE	Oakland	CA	94618	5812
770	College Point Cafe	5254 College Ave	Oakland	CA	94618	
771	Collison Repair By Brooks	295 29th St	Oakland	CA	94611	7532
772	COLONIAL DONUT	3318 Lakeshore Ave	Oakland	CA	94610	
773	COLONIAL DONUTS	1636 FRANKLIN ST	Oakland	CA	94612-2806	5812001
774	COLONIAL DONUTS	6126 LA SALLE AVE	Oakland	CA	94611-2802	5812001
775	COLONIAL DONUTS INC	1000 BROADWAY STE A106	Oakland	CA	94607-4040	
776	Colonial Donuts, Inc.	6126 La Salle Ave	Oakland	CA	94611	
777	Colonial Donuts, Inc.	1000 Broadway Ste A106	Oakland	CA	94607	

City of Oakland
List of Potential Facilities
FY 2016-2017

Number	Business Name	Businss Address	City	State	Zip Code	SIC
778	Colonial Donuts, Inc.	1636 Franklin St	Oakland	CA	94612	
779	COLOSO COFFEE	1715 WEBSTER ST	Oakland	CA	94612	5812
780	COLUMBO CLUB INC	5321 CLAREMONT AVE	Oakland	CA	94618	5812
781	Comalapa Restaurante	1498 7th St Ste B	Oakland	CA	94607	
782	COME ON INC.	300 MARKET ST # 131	Oakland	CA	94607-3005	5141001
783	Comida Economica Dona Tene	1502 Fruitvale Ave	Oakland	CA	94601	
784	Commercial Auto	10211 International Blvd	Oakland	CA	94603	7530
785	COMMERCIAL WASTE & RECYCLING LLC	725 JULIE ANN WAY	Oakland	CA	94621-4037	
786	Commis	3859 Piedmont Ave	Oakland	CA	94611	
787	COMMUNITE TABLE LLC	4171 MACARTHUR BLVD	Oakland	CA	94619	5812
788	COMMUNITY AUTO CENTER	2701 FOOTHILL BLVD	Oakland	CA	94601-1717	7549001
789	Community Car Wash	8700 International Blvd	Oakland	CA	94621	7540
790	COMPLETE AUTO	910 89TH AVE # A	Oakland	CA	94621	7500
791	Complete Foreign Car Service	2750 Foothill Blvd	Oakland	CA	94601	7530
792	COMPLETE FOREIGN CAR SERVICE	2755 FOOTHILL BLVD	Oakland	CA	94601-1717	
793	COMPONERE FINE CATERING INC	5836 SAN PABLO AVE	Oakland	CA	94608-2316	5812001
794	CONCEPCION MEZA	8515 SAN LEANDRO ST STE C	Oakland	CA	94621-1238	
795	CONCEPT ACQUISITIONS LLC	528 GRAND AVE	Oakland	CA	94610-3515	5812036
796	CONCHA LIBRE	274 40TH STREET WAY #34	Oakland	CA	94611-5645	2051001
797	Connie's Cantina	3340 Grand Ave	Oakland	CA	94610	
798	Conoco 76	3420 35th Ave	Oakland	CA	94619	
799	CONSTANCE A TAMON	5401 COLISEUM WAY	Oakland	CA	94601-5021	5999001
800	CONTINENTAL CLUB	1658 12TH ST	Oakland	CA	94607-1448	5813001
801	Continental Import Auto Svc	2215 International Blvd	Oakland	CA	94606	7530
802	Convenience Market	2129 MacArthur Blvd	Oakland	CA	94602	
803	Convenience Retailers #5191	449 Hegenberger Rd	Oakland	CA	94621	
804	COOKIE PROPER	2851 38TH AVE APT E	Oakland	CA	94619-1132	2051001
805	COOKS COLLISION OF OAKLAND	149 11TH ST	Oakland	CA	94607-4840	
806	COOKS COLLISION OF OAKLAND #2	1900 MARTIN LUTHER KING JR WAY	Oakland	CA	94612	7530
807	COPPER SPOON COCKTAILS & KITCHEN	9031 BROADWAY TER	Oakland	CA	94611-1946	5812001
808	Copper Top Ovens LLC	701 Mandana Blvd	Oakland	CA	94610	
809	CORACAO CONFECTIONS, INC.	1175 30TH ST	Oakland	CA	94608-4439	
810	CORE FOODS COMPANY	499 14TH ST STE 118	Oakland	CA	94612	5499
811	CORNBREADS CATERING SERVICE	6018 MACARTHUR BLVD	Oakland	CA	94605-1633	5812001
812	Cornelius Grocery & Deli	3528 Foothill Blvd	Oakland	CA	94601	
813	CORNER GROCERY	7330 INTERNATIONAL BLVD	Oakland	CA	94621-2861	
814	CORNER MARKET	6040 TELEGRAPH AVE	Oakland	CA	94609-1311	5411001

City of Oakland
List of Potential Facilities
FY 2016-2017

Number	Business Name	Businss Address	City	State	Zip Code	SIC
815	Cornerstone Auto Center	8008 Mountain Blvd	Oakland	CA	94605	7530
816	CORONA AUTO ENTERPRISES, LLC	7650 HAWLEY ST	Oakland	CA	94621-2530	
817	Cosecha	907 Washington St	Oakland	CA	94607	
818	COSTA AUTO CARE AND TIRE	10201 MACARTHUR BLVD	Oakland	CA	94605-5138	
819	Courtyard Oakland Downtown	988 Broadway	Oakland	CA	94607	
820	COUSIN ANTHONY'S URBAN STYLE SAUCES & SEASONINGS	2736 NICOL AVE APT 4	Oakland	CA	94602-2163	5812036
821	CREAM OF OAKLAND	6300 COLLEGE AVE # 105	Oakland	CA	94618-1332	2024001
822	Crepevine	5600 College Ave	Oakland	CA	94618	
823	CRESCO XPRESS TOOL AND EQUIPMENT RENTALS	6767 BROADWAY TER	Oakland	CA	94611-1904	7359001
824	CRIS LAS PALMAS	6215 INTERNATIONAL BLVD	Oakland	CA	94621-3823	5812001
825	CRITTER PET CARE, LLC	2475 83RD AVE	Oakland	CA	94605-3419	752001
826	Crogan's Seafood House & Bar	6101 La Salle Ave	Oakland	CA	94611	
827	CRUNCHY FOODS INC	1070 40TH ST	Oakland	CA	94608-3617	
828	CRUZ STONES	8925 SAN LEANDRO ST	Oakland	CA	94621-1201	
829	CRYSTAL WAHPEPAH	3911 SAN JUAN ST	Oakland	CA	94601-4226	5812001
830	CT PRODUCE	520 E 11TH ST	Oakland	CA	94606	5148
831	C-TOWN DISCOUNT	2550 SEMINARY AVE	Oakland	CA	94605-1365	5411001
832	CTS TIRES & RECYCLING	2502 14TH AVE	Oakland	CA	94606-3238	5014001
833	C-Twon Discount	2550 Seminary Ave	Oakland	CA	94605	
834	CUISINE CATERING	3903 BROADWAY	Oakland	CA	94611-5674	5812001
835	Culinary Capers	922 Mandana Blvd	Oakland	CA	94610	
836	CULINARY CAPERS	921 MANDANA BLVD	Oakland	CA	94610-2430	5812001
837	Culinary Cruiser	2040 E 30th St Apt 209	Oakland	CA	94606	
838	CULINARY CRUISER	4559 INTERNATIONAL BLVD	Oakland	CA	94601-4506	5812001
839	CUPCAKE PATTY, SWEET TREATS BY STEPHANIE	4441 BRIAR CLIFF RD	Oakland	CA	94605-4624	5812001
840	CURBSIDE CREAMERY	482 49TH ST	Oakland	CA	94609-2146	2024001
841	Currylicious	5299 College Ave # 8	Oakland	CA	94618	
842	CUSTOM AUTO BODY & FENDER	1432 14TH AVE	Oakland	CA	94606	7500
843	Custom Auto Center	1430 14th Ave	Oakland	CA	94606	7530
844	Custom Auto LLC	294 Hegenberger Rd	Oakland	CA	94621	7540
845	CUTSAS	4352 BENNETT PL	Oakland	CA	94602-3516	5812001
846	CVS / PHARMACY #8431	7200 BANCROFT AVE	Oakland	CA	94605-2403	5912001
847	CVS PHARMACY #1283	3236 LAKESHORE AVE	Oakland	CA	94610-2720	5912001
848	CVS PHARMACY #9130	174 41ST ST	Oakland	CA	94611-5252	5912001
849	CVS PHARMACY #9226	3320 FRUITVALE AVE	Oakland	CA	94602-2316	5912001
850	CVS PHARMACY #9378	4100 REDWOOD RD	Oakland	CA	94619-2305	5912001
851	CVS PHARMACY #9929	2000 MOUNTAIN BLVD	Oakland	CA	94611-2807	5912001

City of Oakland
List of Potential Facilities
FY 2016-2017

Number	Business Name	Businss Address	City	State	Zip Code	SIC
852	CVS PHARMACY #9957	344 THOMAS L BERKLEY WAY	Oakland	CA	94612-3577	5912001
853	CVS/PHARMACY#10475	2964 BROADWAY	Oakland	CA	94611-5711	5912001
854	CY OAKLAND OPERATOR LLC	988 BROADWAY	Oakland	CA	94607-4064	5812001
855	Cybelle's Pizza	3465 Fruitvale Ave	Oakland	CA	94602	
856	Cybelle's Pizza #4	3762 Piedmont Ave	Oakland	CA	94611	
857	CYBELLES PIZZA #7	1422 BROADWAY	Oakland	CA	94612-2004	5812001
858	CYPRESS CHICKEN & TACOS	933 MANDELA PKWY	Oakland	CA	94607-2116	2599009
859	Cypress Market	933 Mandela Pkwy	Oakland	CA	94607	
860	D & D AUTO PLUS	410 PENDLETON WAY STE 3	Oakland	CA	94621-2151	
861	D & L Automotive Mobile Work	1601 87th Ave	Oakland	CA	94621	7540
862	D & P FISH PLACE	3112 MARKET ST	Oakland	CA	94608	5800
863	D' Alicia's Taqueria	3000 San Pablo Ave	Oakland	CA	94608	
864	D. Darrius Automotive	5046 Bancroft Ave	Oakland	CA	94601	7540
865	D. R. Auto Repair Mobile	1100 58th Ave	Oakland	CA	94621	7539
866	Da Huong Sandwiches & Coffee	605 E 12th St	Oakland	CA	94606	
867	DA NANG QUAN	615 12TH ST	Oakland	CA	94606	5812036
868	DA PO BOY	9714 MACARTHUR BLVD	Oakland	CA	94605-4747	5812036
869	Da Thao Cafe	1209 International Blvd	Oakland	CA	94606	
870	DA VINCI'S PASTA AND PIZZA	1814 Franklin St	Oakland	CA	94612	
871	Daddy O's BBQ	6018 MacArthur Blvd	Oakland	CA	94605	
872	Dai-ten Restaruant	1830 Webster St	Oakland	CA	94612	
873	DAKON FOODS	8470 ENTERPRISE WAY	Oakland	CA	94621-1318	5146001
874	DALALQ MARKET	6901 LION WAY	Oakland	CA	94621-3366	5411001
875	DALLAQ MARKET	542 9TH ST B	Oakland	CA	94607-3938	5411001
876	Dallas Liquor	2604 MacArthur Blvd	Oakland	CA	94602	
877	DAN V AUTO REPAIR	4848 MACARTHUR BLVD	Oakland	CA	94619-2730	
878	DANCERZ CAFE BAKERY	3861 MARKET ST	Oakland	CA	94608-3841	
879	DANIEL P WOOD	5401 COLISEUM WAY	Oakland	CA	94601-5021	5999001
880	DANNY'S AUTO REPAIR	7520 INTERNATIONAL BLVD # E	Oakland	CA	94621	7530
881	Danny's Smog Station	8001 International Blvd Ste A	Oakland	CA	94621	7540
882	Dan's Auto Repair	4848 MacArthur Blvd	Oakland	CA	94619	7530
883	Dareye	2504 Telegraph Ave	Oakland	CA	94612	
884	Davan Thai Cuisine	1803 Webster St	Oakland	CA	94612	
885	Daves Complete Auto Service	2250 Telegraph Ave	Oakland	CA	94612	7530
886	Daves Grocery & Liquor	2484 Park Blvd	Oakland	CA	94606	
887	Dave's Muffler, Brake & Radiator Service	7744 International Blvd	Oakland	CA	94621	7530
888	David P, Inc. Quality Body Fender	2510 Martin Luther King Jr. Way	Oakland	CA	94612	7530

City of Oakland
List of Potential Facilities
FY 2016-2017

Number	Business Name	Businss Address	City	State	Zip Code	SIC
889	DAWALI CORP. DBA JJ FISH AND CHICKEN	6001 MACARTHUR BLVD	Oakland	CA	94605	5812
890	Dawit Auto Shop	4101 Martin Luther King Jr Way	Oakland	CA	94609	7530
891	Dawit Goitom	5512 Martin Luther King Ave	Oakland	CA	94609	7530
892	DAY OF THE DEAD/THE COFFEE PEOPLES PARTY	3208 GRAND AVE	Oakland	CA	94610-2739	5812001
893	DBA BOWL'D BBQ KOREAN STONE GRILL	4869 TELEGRAPH AVE	Oakland	CA	94609	5800
894	DBA THE MIRANDA	1739 BROADWAY	Oakland	CA	94612-2105	5812001
895	DE XING LONG MARKET, INC	727 WEBSTER ST	Oakland	CA	94607	5411
896	DEALER TIRE, LLC	7200 EDGEWATER DR	Oakland	CA	94621-3004	5014001
897	DEEP FRIED DREAMS	2727 10TH AVE	Oakland	CA	94606-2708	5812001
898	DEEP ROOTS	9th Street	Oakland	CA	94607-4097	
899	DEL TACO	451 HEGENBERGER RD	Oakland	CA	94621-1499	5812001
900	DELI FRESH INC	404 22nd St	Oakland	CA	94612	
901	DELICIEUSE PRINCESSE BAKERY	317 13TH ST	Oakland	CA	94612-3916	2051001
902	DELICIOUS DELLI	4559 INTERNATIONAL BLVD	Oakland	CA	94601-4506	
903	Delta Auto Garage	5538 Foothill Blvd	Oakland	CA	94605	7538
904	DENA COOKS	74 PEARL ST APT 4	Oakland	CA	94611-5446	5812001
905	Dennys Restaurant #296	601 Hegenberger Rd	Oakland	CA	94621	
906	Desco	499 9th St	Oakland	CA	94607	
907	DESTAPAS	372 24TH ST	Oakland	CA	94612-3125	5812001
908	Dg Auto Repair	1700 24th St Ste A	Oakland	CA	94607	7530
909	DIAMOND AUTO ALIGNMENT	8430 AMELIA ST	Oakland	CA	94621	7538
910	Diamond Auto Center	3475 Champion St	Oakland	CA	94602	7540
911	DIAMOND BANQUET HALL & CATERING	10 HEGENBERGER RD	Oakland	CA	94621-1406	5812001
912	Diamond Market	2979 MacArthur Blvd	Oakland	CA	94602	
913	Diamond Quality Motors / Auto Body Pouncil Enterprise LLC	7700 Edgewater Dr Ste 730	Oakland	CA	94621	7530
914	Diamond Shine Detail	1050 98th Ave	Oakland	CA	94603	7540
915	DIANAS HOT DOGS	1442 84TH AVE	Oakland	CA	94621-1700	5812001
916	DICKS DONUTS	3417 HIGH ST	Oakland	CA	94619-1819	
917	Dick's Donuts	3417 High St	Oakland	CA	94619	
918	Diesel Emissions Service	701 66th Ave # B	Oakland	CA	94621	7533
919	Diggery Inn	4212 Park Blvd	Oakland	CA	94602	
920	DIMOND CAFE	3430 FRUITVALE AVE	Oakland	CA	94602	5812
921	DIMOND CARE PHARMACY	2020 MACARTHUR BLVD	Oakland	CA	OAKLAND CA 946	5122001
922	Dimond Vicinity Corp 18216e	2411 MacArthur Blvd	Oakland	CA	94602	
923	DING SHENG UNITED INC DBA DING JAPANESE FOOD	6200 CLAREMONT AVE	Oakland	CA	94618-1324	5812036
924	Dino Auto Repair	1208 54th Ave	Oakland	CA	94601	7530
925	DIPPED	3908 MARTIN LUTHER KING JR WAY	Oakland	CA	94609	2052001

City of Oakland
List of Potential Facilities
FY 2016-2017

Number	Business Name	Businss Address	City	State	Zip Code	SIC
926	DIRTY SOUTH JOE'S	937 W GRAND AVE	Oakland	CA	94607	5812
927	Discount Auto Repair	5700 International Blvd	Oakland	CA	94621	7530
928	DISCOUNT AUTO SMOG AND UHAUL CENTER	3806 MARTIN LUTHER KING JR WAY	Oakland	CA	94609-2314	
929	DISCOUNT AUTO SMOG CENTER	5443 SHATTUCK AVE	Oakland	CA	94609-1620	
930	DISCOUNT BRAKES & TIRES	2301 E 12TH ST	Oakland	CA	94601	5530
931	DISCOUNT BRAKES & TIRES	1627 25TH AVE	Oakland	CA	94601-1008	
932	DISCOUNT MARKET	2129 MACARTHUR BLVD	Oakland	CA	OAKLAND CA 946	5411001
933	Discount Maxx	10617 MacArthur Blvd	Oakland	CA	94605	
934	District (crj Partners Iv LLC)	827 Washington St	Oakland	CA	94607	
935	DIVING DOG BREWHOUSE	1802 TELEGRAPH AVE	Oakland	CA	94612-2110	5813001
936	Dodgeall Baking LLC Ada La Farine Bakery	4094 Piedmont Ave	Oakland	CA	94611	
937	DOGS TRUE DREAM	2101 MANDELA PKWY	Oakland	CA	94607	752001
938	Dolan Foster Enterprises LLC	630 Hegenberger Rd	Oakland	CA	94621	
939	DOLLAR MARKET	9711 INTERNATIONAL BLVD	Oakland	CA	94603	
940	Dollars Market	1228 59th St	Oakland	CA	94608	
941	DOLMA DEEJIS DELI	100 BROADWAY	Oakland	CA	94607-3716	5812001
942	Dolmas Deli	201 Broadway	Oakland	CA	94607	
943	Domino's Pizza	314 Broadway	Oakland	CA	94607	
944	Domino's Pizza	3639 MacArthur Blvd	Oakland	CA	94619	
945	DOMINO'S PIZZA STORE #8150	1204 Fruitvale Ave	Oakland	CA	94601	
946	DOMINOS PIZZA STORE #8241	3639 MACARTHUR BLVD	Oakland	CA	94619-1327	5812001
947	DOMINO'S PIZZA STORE #8276	3360 Grand Ave	Oakland	CA	94610	
948	DOMINOS PIZZA STORE #8527	314 BROADWAY	Oakland	CA	94607-3805	5812001
949	Done Right Auto Restoration	3070 Brook St	Oakland	CA	94611	7540
950	DONS MEAT MARKET	8607 BANCROFT AVE	Oakland	CA	94605-3915	5421001
951	Donut Savant LLC	1934 Broadway	Oakland	CA	94612	
952	DONUTS & TREATS	2347 82ND AVE	Oakland	CA	94605	5810
953	Door Prize Snack Bar	10700 MacArthur Blvd	Oakland	CA	94605	
954	Dopo	4293 Piedmont Ave	Oakland	CA	94611	
955	Dorsey's Locker	5817 Shattuck Ave	Oakland	CA	94609	
956	Dot Com Auto Center	1101 7th Ave	Oakland	CA	94606	7539
957	DOT COM AUTO CENTER	1101 7TH AVE # A	Oakland	CA	94606-3636	7539001
958	DOUGHNUT DOLLY	482 49TH ST STE B	Oakland	CA	94609-2170	
959	Doug's Repair	1311 106th Ave	Oakland	CA	94603	7530
960	DOUKKALA	4905 TELEGRAPH AVE	Oakland	CA	94609	5812
961	Down Home	6114 La Salle Ave # 461	Oakland	CA	94611	
962	DOWNTOWN AUTO CENTER	4145 BROADWAY	Oakland	CA	94611	5510

City of Oakland
List of Potential Facilities
FY 2016-2017

Number	Business Name	Businss Address	City	State	Zip Code	SIC
963	DOWNTOWN WINE MERCHANTS	150 FRANK H OGAWA PLZ # 1A	Oakland	CA	94612	5810
964	Dragon D'Or LLC Restaurant	1007 Clay St	Oakland	CA	94607	
965	DRAGON PALACE LLC	266 14TH ST	Oakland	CA	94612	
966	Dragon Tree, Inc.	389 Grand Ave	Oakland	CA	94610	
967	DREYERS GRAND ICE CREAM INC	745 85TH AVE	Oakland	CA	94621-1212	
968	Drive Right, Inc.	9232 International Blvd	Oakland	CA	94603	7530
969	Dubai Market	895 Willow St	Oakland	CA	94607	
970	Duende	468 19th St	Oakland	CA	94612	
971	DULCES MIRIAM	4559 INTERNATIONAL BLVD	Oakland	CA	94601-4506	
972	Dunbars	388 Grand Ave	Oakland	CA	94610	
973	DURAN PALLETS CORPORATION	740 JULIE ANN WAY	Oakland	CA	94621	5200
974	Dusty & Sons Truck Tire Center	2201 Mandela Pkwy	Oakland	CA	94607	7540
975	DUVIN: A GATHERING PLACE	5736 THORNHILL DR STE 106	Oakland	CA	94611-2171	5812001
976	Duz Auto Works	3236 38th Ave	Oakland	CA	94619	7530
977	E & F Market	333 8th St	Oakland	CA	94607	
978	E & M Food Market	332 14th St	Oakland	CA	94612	
979	E B Auto Body, Inc.	1223 Miller Ave	Oakland	CA	94601	7532
980	E B Auto Service	2338 E. 12th St	Oakland	CA	94601	7530
981	E B AUTO SERVICE INC	2301 E 12TH ST	Oakland	CA	94601-1014	
982	E One Entertainment LLC (Restaurant)	200 Hegenberger Rd	Oakland	CA	94621	
983	E.14TH PRODUCE	7135 INTERNATIONAL BLVD	Oakland	CA	94621	5499
984	EAGEL GAS & MINI MART	4301 SAN LEANDRO ST	Oakland	CA	94601	
985	Eagle Auto Company	8515 San Leandro St	Oakland	CA	94621	7540
986	EAGLE AUTO GLASS	981 89TH AVE	Oakland	CA	94621-1207	7549001
987	Earl Scheib Oakland	901 International Blvd	Oakland	CA	94606	7530
988	Earthly Coffee Shop	5506 Martin Luther King Jr Way	Oakland	CA	94609	
989	Eason Auto Works	3423 Harlan St	Oakland	CA	94608	7530
990	East 14th Auto Service	5201 International Blvd	Oakland	CA	94601	7530
991	EAST BAY A S E INC	411 W MACARTHUR BLVD	Oakland	CA	94609	5530
992	EAST BAY ALUMINUM TANK	740 JULIE ANN WAY	Oakland	CA	94621	7539
993	EAST BAY AUTO BODY PARTS	8412 INTERNATIONAL BLVD	Oakland	CA	94621-1804	
994	East Bay Auto Detailing Service	1911 38th Ave	Oakland	CA	94601	7540
995	East Bay Auto Repair & Towing	1335 Foothill Pl	Oakland	CA	94606	7530
996	East Bay Foods, Inc. DBA Round Table Pizza	398 Grand Ave	Oakland	CA	94610	
997	EAST BAY FORD TRUCK SALES INC	70 HEGENBERGER LOOP	Oakland	CA	94621	5510
998	EAST BAY GAS & FOOD	2146 E 12TH ST	Oakland	CA	94606	5540
999	EAST BAY MARKET	8432 INTERNATIONAL BLVD	Oakland	CA	94621	

City of Oakland
List of Potential Facilities
FY 2016-2017

Number	Business Name	Businss Address	City	State	Zip Code	SIC
1000	EAST BAY METAL & FENCE	4911 COLISEUM WAY	Oakland	CA	94601	5211
1001	East Bay Mufflers	4016 International Blvd	Oakland	CA	94601	7530
1002	East Bay Truck Adn Auto Repair	6825 San Leandro St	Oakland	CA	94621	7530
1003	EAST BAY TRUCK WASH	8255 SAN LEANDRO ST	Oakland	CA	94621-1904	7542001
1004	East Hot Dog	475 4th St	Oakland	CA	94607	
1005	East Oakland Cafe Restaurant	839 International Blvd	Oakland	CA	94606	
1006	East Oakland Shell	820 Portwood Ave	Oakland	CA	94607	
1007	East Town Liquor	2833 MacArthur Blvd	Oakland	CA	94602	
1008	EAST WEST TRADING COMPANY	380 2ND ST	Oakland	CA	94607	5148
1009	Eastbay Liquors	5350 Martin Luther King Jr Way	Oakland	CA	94609	
1010	Eastern City Cafe	5849 San Pablo Ave	Oakland	CA	94608	
1011	EASTGATE PETROLEUM LLC - OAKLAND	421 23RD AVE	Oakland	CA	94606	5540
1012	Easy Liquors No. Two Market	900 W MacArthur Blvd	Oakland	CA	94608	
1013	Easy Lounge	3255 Lakeshore Ave	Oakland	CA	94610	
1014	Easy Market	1774 87th Ave	Oakland	CA	94621	
1015	EASY MARKET	900 MARKET ST STE A	Oakland	CA	94607-3119	5411001
1016	EAT MY GRITS	135 12TH ST	Oakland	CA	94607-4905	5812001
1017	EB AUTOMOTIVE CONSUTLING LLC DBA HIGH ST SMOG	4321 SAN LEANDRO ST	Oakland	CA	94601-4445	
1018	EBBETTS GOOD TO GO LLC	1607 63RD ST	Oakland	CA	94608-2034	5812001
1019	Ebbetts Good To Go, Inc.	6016 Chabolyn Ter	Oakland	CA	94618	
1020	EBJ FOODS CORP	1155 7TH ST	Oakland	CA	94607-2660	5411001
1021	Eboraya's Soul Food & Catering	6329 San Pablo Ave	Oakland	CA	94608	
1022	Econo Smog Test Only Center	250 8th St	Oakland	CA	94607	7540
1023	ECONOMY LUMBER CO OF OAKLAND I	750 HIGH ST	Oakland	CA	94601-4402	5211001
1024	ED & GRACE 145, INC DAUWNNY JARQUIN	470 LAKE PARK AVE	Oakland	CA	94610-2730	5812001
1025	EDDIES ENTERPRISE INC.	1935 73RD AVE	Oakland	CA	94621-2815	5411001
1026	EDEN PLAZA CAFE	1109 Oak St	Oakland	CA	94607	
1027	Eden Plaza Cafe	1111 Franklin St # B	Oakland	CA	94607	
1028	Eden Plaza Cafe	180 Grand Ave Flr 1	Oakland	CA	94612	
1029	Eden Plaza Cafe	1800 Harrison St # 1flr	Oakland	CA	94612	
1030	Eden Plaza Cafe	1 Kaiser Plz Ste 218	Oakland	CA	94612	
1031	Edo	2425 E 21st St Apt 1	Oakland	CA	94601	7540
1032	Ed's Liquor Store	2700 23rd Ave	Oakland	CA	94601	
1033	EDUARDO PRODUCE	9917 E ST	Oakland	CA	94603-2340	5148001
1034	Edward's Auto Body & Towing	7933 International Blvd	Oakland	CA	94621	7530
1035	Egbert Souse's	3758 Piedmont Ave	Oakland	CA	94611	
1036	Egg Roll Kitchen	6650 Bancroft Ave	Oakland	CA	94605	

City of Oakland
List of Potential Facilities
FY 2016-2017

Number	Business Name	Businss Address	City	State	Zip Code	SIC
1037	Eighty Eighty Wholesale Products	10 Hegenberger Place Ste B	Oakland	CA	94621	7538
1038	EIHAB DISCOUNT STORE	6680 INTERNATIONAL BLVD	Oakland	CA	94621	5410
1039	El Agavero Restaurant	2071 Mountain Blvd	Oakland	CA	94611	
1040	EL BURRITO GORDO	326 23RD ST	Oakland	CA	94612	5812
1041	EL BURRITO LOCO	1165 84TH AVE A	Oakland	CA	94621-1813	5812001
1042	EL CAFECITO	4265 FOOTHILL BLVD	Oakland	CA	94601-4621	5812001
1043	El Calabozo	3010 Foothill Blvd	Oakland	CA	94601	
1044	El Centenario	8515 San Leandro St	Oakland	CA	94621	
1045	EL CHARRO SUPER MERCADO	1502 FRUITVALE AVE	Oakland	CA	94601-2323	
1046	El Charro Western	4730 International Blvd	Oakland	CA	94601	
1047	EL CHINELO	2370 HIGH ST	Oakland	CA	OAKLAND CA 946	5812036
1048	EL GRANO DE ORO TAQUERIA	3829 FOOTHILL BLVD	Oakland	CA	94601-4234	
1049	El Grullo #2	4021 International Blvd	Oakland	CA	94601	
1050	El Gusano	1015 Clay St	Oakland	CA	94607	
1051	El Huarache Azteca	3842 International Blvd	Oakland	CA	94601	
1052	El Jaliciense	646 Hegenberger Rd	Oakland	CA	94621	
1053	El Latino Market	2118 International Blvd	Oakland	CA	94606	
1054	EL MACHO	6228 TELEGRAPH AVE	Oakland	CA	94609-1327	
1055	El Ojo De Agua	10401 International Blvd	Oakland	CA	94603	
1056	El Paisa	2900 International Blvd	Oakland	CA	94601	
1057	El Paisa	4610 International Blvd	Oakland	CA	94601	
1058	El Pollo Loco #3480	2506 International Blvd	Oakland	CA	94601	
1059	El Potrillo Restaurant & Bar	400 29th Ave	Oakland	CA	94601	
1060	EL QUETZAL Y MANGO RESTAURANT	1414 FRUITVALE AVE	Oakland	CA	94601-2321	5812001
1061	El Ranchito Market	1536 23rd Ave	Oakland	CA	94606	
1062	EL REY DE ORO	3851 INTERNATIONAL BLVD	Oakland	CA	94601-4009	5812001
1063	El Rinconcito Chapin	3827 International Blvd	Oakland	CA	94601	
1064	EL RINCONSITO CHAPIN	3831 INTERNATIONAL BLVD	Oakland	CA	94601	5812
1065	EL ROTO PRODUCE	5401 COLISEUM WAY	Oakland	CA	94601-5021	161001
1066	EL SALVADOR RESTAURANT	6520 FOOTHILL BLVD	Oakland	CA	94605-2017	5812001
1067	El Senor Burrito # 3	430 13th St	Oakland	CA	94612	
1068	El Taco Loco	8824 International Blvd	Oakland	CA	94621	
1069	EL TACO ZAMORANO	4032 Foothill Blvd	Oakland	CA	94601	
1070	El Taco Zamorano Catering Truck LLC	4800 International Blvd	Oakland	CA	94601	
1071	El Tio Juan	4095 Foothill Blvd	Oakland	CA	94601	
1072	El Tio Juan	2350 International Blvd	Oakland	CA	94601	
1073	El Torero Taqueria	5801 International Blvd	Oakland	CA	94621	

City of Oakland
List of Potential Facilities
FY 2016-2017

Number	Business Name	Businss Address	City	State	Zip Code	SIC
1074	EL TORITO CARWASH	1020 HIGH ST	Oakland	CA	94601-4407	7542001
1075	El Tortas Grill	6672 International Blvd	Oakland	CA	94621	
1076	ELEDS AUTO REPAIR	8925 SAN LEANDRO ST BLDG F	Oakland	CA	94621-1201	
1077	ELGRAM INC. DBA: M & K GAS FOOD	2740 98TH AVE	Oakland	CA	94605	5540
1078	Elkn Gas & Minimart	5131 Shattuck Ave	Oakland	CA	94609	
1079	Elpaisa@.com.	4610 International Blvd	Oakland	CA	94601	
1080	EM DELI & CATERING	329 14TH ST	Oakland	CA	94612	5812
1081	EM PIZZA LLC	4395 PIEDMONT AVE UNIT A	Oakland	CA	94611	5810
1082	Emad Tune Up	9727 D St	Oakland	CA	94603	7530
1083	Emerald Cafe	3284 International Blvd	Oakland	CA	94601	
1084	EMERALD ROCK PRODUCTION AND CATERING	3719 BRUNELL DR	Oakland	CA	94602-4110	5812001
1085	Emil's Burger & Breakfast	3301 E 12th St Ste 121	Oakland	CA	94601	
1086	Encuentro	202 2nd St	Oakland	CA	94607	
1087	ENDGAME CAFE	917 WASHINGTON ST	Oakland	CA	94607	5812
1088	Endless Grace Catering Services/onula Gift Shop	4929 Stacy St	Oakland	CA	94605	
1089	ENGINE & PERFORMANCE WAREHOUSE SOUTH,INC	8200 CAPWELL DR	Oakland	CA	94621-2112	
1090	Enoteca Molinari	5474 College Ave	Oakland	CA	94618	
1091	Enrique's Complete Auto Repair	914 W Grand Ave	Oakland	CA	94607	7530
1092	Enssard Ethiopian Cuisine	366 Grand Ave # B	Oakland	CA	94610	
1093	Enterprise 24 Hr Automotive, Inc. & Towing	1336 63rd Ave	Oakland	CA	94621	7530
1094	ENTERPRISE RENT A CAR CO OF S F LLC	3030 BROADWAY	Oakland	CA	94611	7514
1095	ENTERPRISE RENT A CAR COMPANY OF SAN FRANCISCO INC	165 98TH AVE	Oakland	CA	94603	7510
1096	ENTERPRISE RENT-A-CAR CO OF SF LLC	192 98TH AVE	Oakland	CA	94603-1004	
1097	ENTERPRISE RENT-A-CAR OF SAN FRANCISCO LLC	25 EMBARCADERO CV	Oakland	CA	94606	7514
1098	ENTERPRISE RENT-A-CAR OF SAN FRANCISCO LLC	1049 9TH AVE	Oakland	CA	94606-3703	
1099	Enthusiast Automotive II	5920 Adeline St	Oakland	CA	94608	7530
1100	Er Transmissions	450 24th St	Oakland	CA	94612	7537
1101	Erik Auto Tech	332 6th St	Oakland	CA	94607	7530
1102	ERITREAN-C.C.C.C.	955 W GRAND AVE	Oakland	CA	94607-3459	5812001
1103	ESPERANSA	2122 FRUITVALE AVE	Oakland	CA	94601-2575	5499001
1104	Espresso Gourmet	409 14th St	Oakland	CA	94612	
1105	ESTRELLAS DE SINALOA	8119 SAN LEANDRO ST	Oakland	CA	94621-1900	5499001
1106	Euromix Delicatessen	4301 Piedmont Ave Ste C	Oakland	CA	94611	
1107	EUROPEAN MOTORS LTD	2915 BROADWAY	Oakland	CA	94611	5510
1108	Evelia's Delicatessen	1502 Fruitvale Ave	Oakland	CA	94601	
1109	EVEREADY SALES	5401 COLISEUM WAY	Oakland	CA	94601-5021	5999001
1110	Everett & Jones Barbeque	4245 MacArthur Blvd	Oakland	CA	94619	

City of Oakland
List of Potential Facilities
FY 2016-2017

Number	Business Name	Businss Address	City	State	Zip Code	SIC
1111	Everett & Jones Barbeque-Jack London LLC	126 Broadway	Oakland	CA	94607	
1112	EVERETT AND JONES BARBEQUE	4245 MACARTHUR BLVD	Oakland	CA	94619-1907	
1113	EVERGREEN PRODUCE	3225 FOOTHILL BLVD	Oakland	CA	94601-3112	5148001
1114	EVERY DOG HAS ITS DAYCARE, INC.	824 WOOD ST # B	Oakland	CA	94607-1310	752001
1115	EVIL JERK CART	350 NEWTON AVE APT 17	Oakland	CA	94606-1326	5812001
1116	EVNTWRK-S	317 WASHINGTON ST STE 106	Oakland	CA	94607-3810	5812036
1117	Excel Auto	2939 E 7th St	Oakland	CA	94601	7538
1118	Experience Auto Body	2230 International Blvd	Oakland	CA	94606	7530
1119	EXPERSS LIQUOR & MARKET	1250 INTERNATIONAL BLVD	Oakland	CA	94606-4333	5812001
1120	Express Auto Clinic	3810 Broadway Ave	Oakland	CA	94611	7530
1121	Express Gas & Market	2951 High St	Oakland	CA	94619	
1122	EXPRESSO EXPRESS TRUCK 1	817 WASHINGTON ST	Oakland	CA	94607-4029	5812001
1123	Expresso Gourmet	409 14th St	Oakland	CA	94607	
1124	Extreme Repair	1314 61st Ave	Oakland	CA	94621	7540
1125	EZ STAR SMOG TEST ONLY	3291 SAN PABLO AVE	Oakland	CA	94608-4235	7549001
1126	EZ TAQUERIA	541 28TH ST 7	Oakland	CA	94609-3524	5812001
1127	EZAT ALYAS	5401 COLISEUM WAY	Oakland	CA	94601-5021	5999001
1128	F & G Auto Repair	2764 International Blvd	Oakland	CA	94601	7530
1129	FABIAN'S CARWASH	4217 INTERNATIONAL BLVD	Oakland	CA	94601	7542
1130	Fabiolous Auto Body & Repair Center	1100 57th Ave	Oakland	CA	94621	7539
1131	FAIR DEAL MARKET INC	3605 MARKET ST	Oakland	CA	94608-3908	
1132	FAIRFAX LIQUORS	5403 FOOTHILL BLVD	Oakland	CA	94601-5515	
1133	Fairway Park Donuts	411 E18th St Ste B	Oakland	CA	94606	
1134	FALAFEL BOY	1924 FRANKLIN STREET	Oakland	CA	OAKLAND CA 946	5812036
1135	Familia Super Market	1527 International Blvd	Oakland	CA	94606	
1136	Family Auto Care	958 77th Ave # 1	Oakland	CA	94621	7538
1137	Family First	1112 International Blvd	Oakland	CA	94606	
1138	Family Market	1600 12th St	Oakland	CA	94607	
1139	FAMILY MARKET	2222 62ND AVE	Oakland	CA	94605-1427	
1140	FAMILY SUPERMARKET	1600 12TH ST	Oakland	CA	94607-1404	5411001
1141	Farley's East	33 Grand Ave	Oakland	CA	94612	
1142	FARMER CITY MARKET	376 8TH ST	Oakland	CA	94607-4241	5421001
1143	FARMER JOE S MARKETPLACE INC	3501 MACARTHUR BLVD	Oakland	CA	94619	5148
1144	FARMER JOE'S MARKETPLACE, LP	3420 FRUITVALE AVE	Oakland	CA	94602	5148
1145	FARMERS PRODUCE CORPORATION	380 3RD ST	Oakland	CA	94607-4138	
1146	FARMSTEAD CHEESES AND WINES LLC	6218 LA SALLE AVE	Oakland	CA	94611	5411
1147	FARNAM MARKET	3313 FARNAM ST	Oakland	CA	94601	5410

City of Oakland
List of Potential Facilities
FY 2016-2017

Number	Business Name	Businss Address	City	State	Zip Code	SIC
1148	FAST & QUALITY AUTO REPAIR	6528 INTERNATIONAL BLVD	Oakland	CA	94621-3644	
1149	FAST AUTO GLASS	776 WEST GRAND AVE	Oakland	CA	94612	7536001
1150	FAST MOBILE AUTO GLASS	2429 E 22ND ST	Oakland	CA	94601-1231	7536001
1151	FAST TINTING FILM	2671 75TH AVE	Oakland	CA	94605	7549
1152	Fat Cat Cafe	1720 Telegraph Ave	Oakland	CA	94612	
1153	FAT MAN SUPER B.B.Q.	4559 INTERNATIONAL BLVD	Oakland	CA	94601-4506	
1154	Fate's Catering & Personal Chef Inc.	1714 Franklin St Ste 100	Oakland	CA	94612	
1155	FATHER OTTS	434 41ST ST APT 4	Oakland	CA	94609-2580	5812001
1156	FAUJI PIZZA INC. DBA MOUNTAIN MIKES PIZZA	1448 HIGH ST # A	Oakland	CA	94601-4534	5812001
1157	FAVA INC.	510 DERBY AVE # B	Oakland	CA	94601-2813	2099001
1158	Faz Restaurant & Bar	1111 Broadway	Oakland	CA	94607	
1159	Featherweight Performance & Restoration	10966 San Leandro St	Oakland	CA	94603	7530
1160	Feezy's	1707 Telegraph Ave	Oakland	CA	94612	
1161	FERNANDOS TIRE SERVICE	1414 16TH AVE	Oakland	CA	94606-4412	
1162	FERNANDOS TIRE SERVICE	2275 FOOTHILL BLVD	Oakland	CA	94606-4742	
1163	Fernando's Tire Service	1414 16th Ave	Oakland	CA	94606	7530
1164	Fiestas Pizza	6432 International Blvd	Oakland	CA	94621	
1165	Fifth Street Garage	431 Martin Luther King Jr Way	Oakland	CA	94607	7530
1166	Filippo's	5400 College Ave	Oakland	CA	94618	
1167	FINISHLINE CUSTOM AUTO BODY & PAINT	9901 PIPPIN ST	Oakland	CA	94603-2315	
1168	FINISHMASTER, INC. #213	2303 MARTIN LUTHER KING JR WAY	Oakland	CA	94612	5198
1169	FIRESTONE COMPLETE AUTO CARE	4238 BROADWAY	Oakland	CA	94611	5530
1170	First Cake	734 Webster St	Oakland	CA	94607	
1171	FISH AND SEAFOOD	3112 MARKET ST	Oakland	CA	94608-4334	5812001
1172	FISH KING	6447 INTERNATIONAL BLVD STE C	Oakland	CA	94621-3815	5812001
1173	FIST FULL OF FLOUR PIZZA COMPANY	4166 MacArthur Blvd	Oakland	CA	94601	5812
1174	FIVE AND DIME GARDENS LLC dba LOST AND FOUND	2040 TELEGRAPH AVE	Oakland	CA	94612	5810
1175	FLAMING AUTO BODY	6506 INTERNATIONAL BLVD	Oakland	CA	94621	7500
1176	FLANTASTICO	3817 PENNIMAN AVE	Oakland	CA	94619-1760	5812001
1177	FLASH AUTO GLASS	1346 81ST AVE	Oakland	CA	94621-2464	7536001
1178	Flavor A Taste For Change	98 Anair Way	Oakland	CA	94605	
1179	Flavor Brigade	3540 Fruitvale Ave	Oakland	CA	94602	
1180	FLAVOR OF TIMBUKTU	2343 E 24TH ST	Oakland	CA	94601-1252	5812001
1181	Flavors India Bistro	6112 La Salle Ave	Oakland	CA	94611	
1182	Flavors Of India	3276 Lakeshore Ave	Oakland	CA	94610	
1183	FLEA MARKET COLISEUM	5401 COLISEUM WAY	Oakland	CA	94601-5021	5999001
1184	FLEURETS MARKET AND SPIRITS	1913 SAN PABLO AVE	Oakland	CA	94612-1305	

City of Oakland
List of Potential Facilities
FY 2016-2017

Number	Business Name	Businss Address	City	State	Zip Code	SIC
1185	FLINTROY CATERING	1606 41ST AVE	Oakland	CA	94601-4144	5812001
1186	FLIP N SOUL	2103 12TH AVE	Oakland	CA	94606-3117	5812001
1187	FLIPPER'S GOURMET BURGERS	2062 MOUNTAIN BLVD	Oakland	CA	94611	5812
1188	Flipper's Gourmet Hamburger Place	2060 Mountain Blvd	Oakland	CA	94611	
1189	Flipside Burger	3401 Lakeshore Ave	Oakland	CA	94610	
1190	Flora	1900 Telegraph Ave	Oakland	CA	94612	
1191	Flores Auto Body	7340 International Blvd	Oakland	CA	94621	7530
1192	FLO'S FRIENDLY FOODS LLC	13402 CAMPUS DR	Oakland	CA	94619-3710	5812036
1193	Flower Lounge Restaurant	2033 MacArthur Blvd	Oakland	CA	94602	
1194	FLYERS #454	8515 SAN LEANDRO ST	Oakland	CA	94621-1238	
1195	FM-AM CATERING	3036 LOGAN ST	Oakland	CA	94601-1927	5812001
1196	Fong's Cafe	6807 Foothill Blvd	Oakland	CA	94605	
1197	Food 24 Convenience Market	2900 Park Blvd	Oakland	CA	94610	
1198	Food Coma Cafe	815 Washington St	Oakland	CA	94607	
1199	FOOD KING LIQUOR	8824 INTERNATIONAL BLVD	Oakland	CA	94621	
1200	Food Maxx #417	10950 International Blvd	Oakland	CA	94603	
1201	Food Maxx #484	3000 E 9th St	Oakland	CA	94601	
1202	FOOD TOWN MARKET	6421 INTERNATIONAL BLVD	Oakland	CA	94621-3853	
1203	FOODS CO #534	10790 MACARTHUR BLVD	Oakland	CA	94605	5410
1204	FOOTHILL COLLISION CENTER	6821 FOOTHILL BLVD	Oakland	CA	94605	7530
1205	FOOTHILL DISCOUNT LIQUORS	3828 FOOTHILL BLVD	Oakland	CA	94601	
1206	Foothill Express Auto	3500 Foothill Blvd	Oakland	CA	94601	7530
1207	Foothill Grocery	6512 Foothill Blvd	Oakland	CA	94605	
1208	FOOTHILL MARKET	1906 FOOTHILL BLVD	Oakland	CA	94606-4620	
1209	Foothill Smog Test Only, Inc	4033 Foothill Blvd	Oakland	CA	94601	7540
1210	FORAGE KITCHEN	478 25TH ST	Oakland	CA	94612-2409	
1211	FORGE PIZZA DANVILLE LLC	66 FRANKLIN ST STE 100	Oakland	CA	94607	5812
1212	FORT GREEN	736 WASHINGTON ST	Oakland	CA	94607-3925	5812001
1213	FORTUNE COOKIE FACTORY	261 12TH ST	Oakland	CA	94607-4440	2052001
1214	Fortune Restaurant	940 Webster St	Oakland	CA	94607	
1215	Fortune Restaurant	2708 Fruitvale Ave	Oakland	CA	94601	
1216	FORTY FIRST DISCOUNT	4055 TELEGRAPH AVE	Oakland	CA	94609	5411
1217	Fountain Cafe/E & N Ghattas, Inc.	499 14th St Ste 125	Oakland	CA	94612	
1218	FOUR BELLS MARKET & LIQUOR	1065 98TH AVE	Oakland	CA	94603-2330	
1219	Four Star Market	2884 38th Ave	Oakland	CA	94619	
1220	Four Star Pizza	3460 International Blvd	Oakland	CA	94601	
1221	FOX AUTO REPAIR	1100 57TH AVE	Oakland	CA	94621	7530

City of Oakland
List of Potential Facilities
FY 2016-2017

Number	Business Name	Businss Address	City	State	Zip Code	SIC
1222	Francesco's Restaurant	8520 Pardee Dr	Oakland	CA	94621	
1223	FRANCO	5401 COLISEUM WAY	Oakland	CA	94601-5021	5999001
1224	FRANCO ORTIZ AUTO MECHANIC	2923 OCTAVIA ST	Oakland	CA	94619	
1225	FRANK TIRE	299 29TH ST	Oakland	CA	94611	5530
1226	FRANKS AUTO WORKS	809 50TH AVE	Oakland	CA	94601-5125	
1227	Frank's Auto Works	809 50th Ave	Oakland	CA	94601	7530
1228	FRANNIE EXPRESS	3542 INTERNATIONAL BLVD	Oakland	CA	94601	5812
1229	FRATELLANZA CLUB	1140 66TH ST	Oakland	CA	94608-1115	5812001
1230	FRATELLO RESTORATIONS	945 E 11TH ST	Oakland	CA	94606-3719	
1231	Fred's Truck Road Service	2010 Wake Ave # B	Oakland	CA	94607	7530
1232	FRENI COLLECTABLE	5401 COLISEUM WAY	Oakland	CA	94601-5021	5999001
1233	Fresh & Best Cafe 2	1428 Alice St	Oakland	CA	94612	
1234	FRESH & NATURAL CAFE 101, LLC	3600 BROADWAY	Oakland	CA	94611-5730	5812001
1235	Fresh & Natural Cafe 74 LLC	12500 Campus Dr	Oakland	CA	94619	
1236	FRESH DONUTS	3141 SAN PABLO AVE	Oakland	CA	94608-4533	
1237	FRESH FRUITS	5401 COLISEUM WAY	Oakland	CA	94601-5021	5148001
1238	Fresh Fuel	501 14th St Ste 125	Oakland	CA	94612	
1239	FRESH LOCAL OAKLAND DBA STEEL RAIL	439 WATER ST	Oakland	CA	94607	5812
1240	FRESHEN SEA FOOD COMPANY	2534 19TH AVE	Oakland	CA	94606-3324	5146001
1241	FRIDAS CAFE	2300 BROADWAY	Oakland	CA	94612-2480	5812001
1242	Frida's Cafe	2300 Broadway	Oakland	CA	94612	
1243	FRIED CRAB FESTIVAL	6250 BROMLEY AVE	Oakland	CA	94621-3806	5812001
1244	FRIEND'S MARKET	3501 INTERNATIONAL BLVD	Oakland	CA	94601-3521	5921001
1245	FRIMA MOTOR CORPORATION	4000 TELEGRAPH AVE	Oakland	CA	94609-2400	
1246	FRISCO WHOLESALE PRODUCE	329 FRANKLIN ST	Oakland	CA	94607	5148
1247	Fritz & Peters, Inc.	420 25th St	Oakland	CA	94612	7530
1248	FRM AUTO SALES	4200 INTERNATIONAL BLVD # R	Oakland	CA	94601-4538	
1249	Fruit Bar Jalisco	4139 Foothill Blvd	Oakland	CA	94601	
1250	FRUITVALE AVENUE PHARMACY	2693 FRUITVALE AVE	Oakland	CA	94601-2034	5912001
1251	FRUITVALE AVENUE PHARMACY INC	2693 FRUITVALE AVE	Oakland	CA	94601-2034	5912001
1252	FRUITVALE BOTTLES & LIQUOR	3715 INTERNATIONAL BLVD	Oakland	CA	94601-3525	
1253	Fruitvale Collision Center	3009 Fruitvale	Oakland	CA	94601	7530
1254	FRUITVALE COLLISION CENTER	3009 FOOTHILL BLVD	Oakland	CA	94601-2525	
1255	FRUITVALE LIQUOR INC	2678 FRUITVALE AVE	Oakland	CA	94601	5411
1256	FRUITVALE MOBIL	3066 FRUITVALE AVE	Oakland	CA	94602-2111	
1257	Fruitvale Union 76	3066 Fruitvale Ave	Oakland	CA	94602	
1258	Fruitvale Union 76 Repair Shop	3066 Fruitvale Ave	Oakland	CA	94602	7530

City of Oakland
List of Potential Facilities
FY 2016-2017

Number	Business Name	Businss Address	City	State	Zip Code	SIC
1259	FRUTAS MARLENE	9018 CHERRY ST	Oakland	CA	94603-1662	5812001
1260	FRUTAS SAN JUAN	4559 INTERNATIONAL BLVD	Oakland	CA	94601-4506	
1261	FRUTAS Y TALAMES ROSA	2375 FRUITVALE AVE	Oakland	CA	94601-2538	5812001
1262	FUJII MELONS, INC	201 FRANKLIN ST	Oakland	CA	94607-3821	
1263	Full House Cafe	326 7th St	Oakland	CA	94607	
1264	FULL HOUSE KITCHEN	138 14TH ST	Oakland	CA	94607	
1265	Full Moon Seafood House	2042 MacArthur Blvd	Oakland	CA	94602	
1266	FUNG WONG BAKERY & CAFE	833 INTERNATIONAL BLVD STE D	Oakland	CA	94606-3658	5812001
1267	Fuse Box	2311a Magnolia St	Oakland	CA	94607	
1268	G & M Liquor	8301 International Blvd	Oakland	CA	94621	
1269	G D L CUSTOM BODY SHOP	10211 INTERNATIONAL BLVD	Oakland	CA	94603	7530
1270	G D L Custom Body Shop	1232 39th Ave	Oakland	CA	94601	7530
1271	Galeto Brazilian Grill	1019 Clay St	Oakland	CA	94607	
1272	Gallagher's Drive In Liquors	3849 Martin Luther King Jr Way	Oakland	CA	94609	
1273	GARCIA PRODUCE	4559 INTERNATIONAL BLVD	Oakland	CA	94601-4506	
1274	GARCIAS BRAKES	6410 INTERNATIONAL BLVD	Oakland	CA	94621-3854	
1275	Garcia's Brakes	6410 International Blvd	Oakland	CA	94621	7530
1276	GARCIAS ICE CREAM	909 53RD AVE	Oakland	CA	94601-5639	5812001
1277	Garcia's Tires & Brakes	872 50th Ave	Oakland	CA	94601	7530
1278	GARDEN HOUSE	380 15TH ST	Oakland	CA	94612-3309	5812001
1279	GARDEN SUPPLY	1929 E 21ST ST	Oakland	CA	94606-4130	5261001
1280	GATEWAY LIQUOR	5944 SAN PABLO AVE	Oakland	CA	94608-2206	
1281	Gavin's Autowerks	7920 Capwell Dr	Oakland	CA	94621	7530
1282	Gaylord's Caffè Espresso	4150 Piedmont Ave	Oakland	CA	94611	
1283	GAZALI CORP DBA SEMINARY GAS AND FOOD	6235 SEMINARY AVE	Oakland	CA	94605-1847	
1284	GAZZALIS EXPRESS CORP	5908 SAN PABLO AVE	Oakland	CA	94608-2206	5411001
1285	GAZZALI'S EXPRESS CORP.	2941 COOLIDGE AVE	Oakland	CA	94602	5411
1286	GAZZALIS EXTRA CORPORATION	9828 INTERNATIONAL BLVD	Oakland	CA	94603-2512	5421001
1287	Gazzali's Market	7000 Bancroft Ave	Oakland	CA	94605	
1288	GCR TIRES AND SERVICE	140 HEGENBERGER LOOP	Oakland	CA	94621	5530
1289	GDL AUTO SALES	10211 INTERNATIONAL BLVD	Oakland	CA	94603-3205	
1290	GELATO FIRENZE/Q TEA BAR	478 LAKE PARK AVE # A	Oakland	CA	94610-2730	5812001
1291	GEMA RODRIGUEZ CORONA	5401 COLISEUM WAY	Oakland	CA	94601-5021	5999001
1292	Geminis Mobile Auto Rep	3035 Fruitvale Ave	Oakland	CA	94602	7530
1293	GEN STAR	1367 WILLOW ST	Oakland	CA	94607	5010
1294	GENE WAH	1710 E 12TH ST	Oakland	CA	94606-4514	5411001
1295	General Liquor & Grocery	4301 Market St	Oakland	CA	94608	

City of Oakland
List of Potential Facilities
FY 2016-2017

Number	Business Name	Businss Address	City	State	Zip Code	SIC
1296	Genji	300 Frank H Ogawa Plz Ste 120	Oakland	CA	94612	
1297	GENNYS FIRE PIT	6637 BANCROFT AVE	Oakland	CA	94605-2001	5812001
1298	GENOVA DELICATESSEN, INC	5095 TELEGRAPH AVE STE A	Oakland	CA	94609-2067	
1299	Geo V Arth & Son	110 10th St	Oakland	CA	94607	7530
1300	GEO V ARTH AND SON	102 10TH ST	Oakland	CA	94607-4804	
1301	George Kaye's	4044 Broadway	Oakland	CA	94611	
1302	GEORGE OREN TIRE SPECIALIST INC	1350 INTERNATIONAL BLVD	Oakland	CA	94606	5530
1303	GEORGINA PUPUSERIA	5130 INTERNATIONAL BLVD	Oakland	CA	94601-5218	5812001
1304	Gerardo's Restaurant	3811 MacArthur Blvd	Oakland	CA	94619	
1305	GERMAN AUTO MASTER	2605 MARKET ST	Oakland	CA	94607-3439	
1306	Germany's Best	5291 College Ave	Oakland	CA	94618	7530
1307	Get Tha Fork Outta Here BBQ!	7641 MacArthur Blvd	Oakland	CA	94605	
1308	GETA	165 41st St	Oakland	CA	94611	
1309	GF FOR LUNCH	2228 BROADWAY	Oakland	CA	94612-3010	5812001
1310	GFL INC	689 4TH ST	Oakland	CA	94607	5530
1311	Gha-Is Alqadar	935 Mandela Pkwy	Oakland	CA	94607	
1312	Ghazal Indian Cuisine	131 Broadway	Oakland	CA	94607	
1313	Giant Burger #9	2150 Telegraph Ave	Oakland	CA	94612	
1314	Giant Burrito	2540 San Pablo Ave	Oakland	CA	94612	
1315	Giants Liquor	7629 MacArthur Blvd	Oakland	CA	94605	
1316	Gilberto's Roasted Peanuts	510 Fallon St	Oakland	CA	94607	
1317	GILROY GARLIC MARINARA	1630 HIGH ST	Oakland	CA	94601-4536	5411001
1318	GILROY GARLIC SAUCE	10440 MACARTHUR BLVD	Oakland	CA	94605-5141	5812001
1319	GIMME JUICE	1954 MOUNTAIN BLVD STE 13028	Oakland	CA	94661-0402	2033001
1320	GINSENG EMPIRE	425 9TH ST	Oakland	CA	94607	5499
1321	Ginza Japanese Restaurant	303 Broadway	Oakland	CA	94607	
1322	GIOS AUTO BODY SHOP	739 KEVIN CT	Oakland	CA	94621-4039	7532001
1323	GIOS BODY REPAIR	1124 E 11TH ST	Oakland	CA	94606-4309	7539001
1324	GLASS 4 AMERICA	9817 EMPIRE RD	Oakland	CA	94603-2001	7536001
1325	Glass Emporium Of Marin, Inc.	1258 W Grand Ave	Oakland	CA	94607	7530
1326	Glass On The Move	728 E 12th St	Oakland	CA	94606	7530
1327	Glenn's Hot Dogs	3506 MacArthur Blvd	Oakland	CA	94619	
1328	Global Cafe	511 40th St	Oakland	CA	94609	
1329	GLOBAL CAFE	550 52ND ST	Oakland	CA	94609-1924	5812036
1330	GO! PETROLEUM LLC	720 HIGH STREET	Oakland	CA	OAKLAND CA 946	5541001
1331	GOGI TIME INC.	2600 TELEGRAPH AVE	Oakland	CA	94612	5812
1332	GOLD BEAR PRODUCE CORP	315 FRANKLIN ST	Oakland	CA	94607-3822	

City of Oakland
List of Potential Facilities
FY 2016-2017

Number	Business Name	Businss Address	City	State	Zip Code	SIC
1333	Gold Coin Car Washes	401 40th st	Oakland	CA	94609	
1334	GOLD COIN CAR WASHES	2380 FOOTHILL BLVD	Oakland	CA	94601	7542
1335	GOLD COIN CAR WASHES	6315 INTERNATIONAL BLVD	Oakland	CA	94621	7542
1336	GOLD COIN CAR WASHES	3100 SAN PABLO AVE	Oakland	CA	94608	7542
1337	GOLD FIELD ESMERALDA	5401 COLISEUM WAY	Oakland	CA	94601-5021	5999001
1338	Golden 7 Food Store	3115 35th Ave	Oakland	CA	94619	
1339	Golden 7 Food Store	2400 Market St	Oakland	CA	94607	
1340	Golden China Wholesale Co	722 FOOTHILL BLVD	Oakland	CA	94606	
1341	GOLDEN GAS	6600 FOOTHILL BLVD	Oakland	CA	94605	5540
1342	GOLDEN GATE BELL LLC TACO BELL #30742	6900 BANCROFT AVE	Oakland	CA	94605	5812
1343	GOLDEN GATE BELL LLC TACO BELL #30756	2255 TELEGRAPH AVE	Oakland	CA	94612-2330	5812001
1344	Golden Gate Bell LLC Taco Bell #30763	3535 35th ave	Oakland	CA	94602	
1345	GOLDEN GATE BELL LLC TACO BELL #30769	630 HEGENBERGER RD	Oakland	CA	94603	
1346	Golden Gate Donut	4201 Telegraph Ave	Oakland	CA	94609	
1347	GOLDEN GATE FREIGHTLINER, INC	8200 BALDWIN ST	Oakland	CA	94621	5510
1348	GOLDEN HOURS LIQUOR & MARKET	3201 INTERNATIONAL BLVD	Oakland	CA	94601-2903	
1349	GOLDEN HOURS LOUNGE	1358 FRUITVALE AVE	Oakland	CA	94601-2928	5813001
1350	Golden Lotus Vegetarian, Inc.	1301 Franklin St	Oakland	CA	94612	
1351	Golden Peacock Restaurant	825 Webster St	Oakland	CA	94607	
1352	Golf Link Station INC	9750 Golf Links Rd	Oakland	CA	94605	
1353	GOMES NURSERY	9875 MACARTHUR BLVD	Oakland	CA	94605	5261
1354	Gomes Tire & Service Center	1350 50th Ave	Oakland	CA	94601	7540
1355	Gonzalez Body Shop	1409 104th Ave	Oakland	CA	94603	7530
1356	GONZALEZS PRODUCE	5401 COLISEUM WAY	Oakland	CA	94601-5021	5148001
1357	Good Bellies LLC	4659 Telegraph Ave	Oakland	CA	94609	
1358	GOOD DEAL MOTORS	5200 INTERNATIONAL BLVD	Oakland	CA	94601-5721	
1359	Good Luck Auto Repair Services	929 38th Ave	Oakland	CA	94601	7530
1360	Good Nature Deli	3435 Lakeshore Ave	Oakland	CA	94610	
1361	Good News Cafe	155 17th St	Oakland	CA	94612	
1362	GOTHAM FOOD TWO, LLC	1 AIRPORT DR	Oakland	CA	94621-1430	5812001
1363	Gourmet Choice	1515 Clay St Ste 201	Oakland	CA	94612	
1364	Gourmet Delight Restaurant	701 Webster St	Oakland	CA	94607	
1365	GOURMET MARKET	1549 JACKSON ST	Oakland	CA	94612	5411
1366	Grace Street Catering	1000 Oak St	Oakland	CA	94607	
1367	GRACE STREET CATERING	4629 MARTIN LUTHER KING JR WAY	Oakland	CA	94609-1821	
1368	Grand 76	3374 Grand Ave	Oakland	CA	94610	7530
1369	Grand Ave Thai Cuisine	384 Grand Ave	Oakland	CA	94610	

City of Oakland
List of Potential Facilities
FY 2016-2017

Number	Business Name	Businss Address	City	State	Zip Code	SIC
1370	Grand Express Market	363 Grand Ave	Oakland	CA	94610	
1371	GRAND GOLDEN BAY BISTRO	400 E 12TH ST	Oakland	CA	94606-2311	5812001
1372	Grand Lake Coffee	440 Grand Ave Ste 110	Oakland	CA	94610	
1373	GRAND LAKE KITCHEN	576 GRAND AVE	Oakland	CA	94610-3515	5812001
1374	Grand Lake Theatre	3200 Grand Ave	Oakland	CA	94610	
1375	GRAND MANDANA GAS STATION INC	3374 GRAND AVE	Oakland	CA	94610-2737	
1376	Grand Oaks Restaurant DBA Roken Restaur	3701 Grand Ave	Oakland	CA	94610	
1377	Grand Palace Restaurant	2216 Broadway	Oakland	CA	94612	
1378	GRAND PETROLEUM INC DBA ARCO AM/PM	9800 INTERNATIONAL BLVD	Oakland	CA	94603	
1379	GRANDDADDYS TEA CAKES AND MORE	993 AILEEN ST	Oakland	CA	94608-2841	2051001
1380	GREASE BOX	942 STANFORD AVE	Oakland	CA	94608	5800
1381	GREAT FOODS / PHAT SAKS	5871 SAN PABLO AVE	Oakland	CA	94608	
1382	Great Wall Chinese Restaurant	6247 College Ave	Oakland	CA	94618	
1383	Greco's Upholstery	1255 40th Ave	Oakland	CA	94601	7540
1384	GREEN VALLEY MEAT	749 ADELIN ST	Oakland	CA	94607-2607	5421001
1385	GREENLAND MARKET	8433 INTERNATIONAL BLVD	Oakland	CA	94621-1803	
1386	Gregoire LLC	4001 Piedmont Ave # B	Oakland	CA	94611	
1387	GREGORYS GOURMET DESSERTS	285 23RD ST	Oakland	CA	94612-3770	2051001
1388	Grille One Carvey	2064 Antioch Ct	Oakland	CA	94611	
1389	GRINDERS	2069 ANTIOCH CT	Oakland	CA	94611-2913	5812001
1390	GROCERY CAFE	2248 10TH AVE	Oakland	CA	94606	5411
1391	Grocery Outlet #3	2900 Broadway	Oakland	CA	94611	
1392	Gruber's Gourmet	5736 Thornhill Dr Ste 104	Oakland	CA	94611	
1393	Grullense	2415 Church St	Oakland	CA	94605	
1394	GSK Foods, Inc. DBA Subway	10800 MacArthur Blvd	Oakland	CA	94605	
1395	Guadalajara Restaurant	1001 Fruitvale Ave	Oakland	CA	94601	
1396	GUADALUPE RAMIREZ	5401 COLISEUM WAY	Oakland	CA	94601-5021	5999001
1397	Guazapa Auto Repairs	2520 West St	Oakland	CA	94612	7530
1398	Gum Kuo Restaurant	388 9th St Ste 182	Oakland	CA	94607	
1399	Gum Wah Restaurant	345 8th St	Oakland	CA	94607	
1400	GUO QIANG LAI	5401 COLISEUM WAY	Oakland	CA	94601-5021	5999001
1401	H & H Auto Collision, Inc.	3031 E 12th St	Oakland	CA	94601	7530
1402	H & N Auto Repair	8332 International Blvd	Oakland	CA	94621	7530
1403	HADDON HILL CAFE	504 WESLEY AVE	Oakland	CA	94606-1016	5812001
1404	HAHNS HIBACHI	63 JACK LONDON SQ	Oakland	CA	94607-0000	5812001
1405	HALF PRICE AUTO SALE LLC	10550 INTERNATIONAL BLVD	Oakland	CA	94603-3804	
1406	HALFTIME SPORTS BAR LLC	316 14TH ST	Oakland	CA	94612-3907	5812001

City of Oakland
List of Potential Facilities
FY 2016-2017

Number	Business Name	Businss Address	City	State	Zip Code	SIC
1407	HALS NY HOT DOGS	4430 TELEGRAPH AVE # 81	Oakland	CA	94609-2018	5812001
1408	HAMBURGER DAYS	3764 PIEDMONT AVE	Oakland	CA	94611-5348	5812001
1409	HAN SAN OVERSEA	938 UNION ST	Oakland	CA	94607-2136	5146001
1410	HAN YANG YE	5401 COLISEUM WAY	Oakland	CA	94601-5021	5999001
1411	Handy Market	1801 57th Ave	Oakland	CA	94621	
1412	Hanlin Dessert LLC	388 9th St Ste 101	Oakland	CA	94607	
1413	HANSEN GOOD COFFEE	327 CLAY ST	Oakland	CA	94607-3529	2095001
1414	HANZAL MARKET	2275 INTERNATIONAL BLVD	Oakland	CA	94606-5003	5499001
1415	Hanzel Auto Body Works	456 23rd St	Oakland	CA	94612	7530
1416	HAPPY BURRITO II	564 14TH ST # A	Oakland	CA	94612	5812
1417	Happy Burrito #1	1616 Webster St	Oakland	CA	94612	
1418	HAPPY BURRITO II	564 14TH ST # A	Oakland	CA	94612-1443	5812001
1419	HAPPY DONUT & HOME FRIED CHICKEN	10807 MACARTHUR BLVD	Oakland	CA	94605-5256	
1420	Happy Donut Louisiana Fried Chicken	4006 MacArthur Blvd	Oakland	CA	94619	
1421	Happy Donut Louisiana Fry Chicken	10807 MacArthur Blvd	Oakland	CA	94605	
1422	Happy Dumpling	2605 38th Ave	Oakland	CA	94619	
1423	Happy Garden Chinese Restaurant	4112 MacArthur Blvd	Oakland	CA	94619	
1424	Happy Hot Dog	10601 MacArthur Blvd	Oakland	CA	94605	
1425	HAPPY VALLEY	400 E 12TH ST	Oakland	CA	94606	5810
1426	HAPUKU FISH SHOP	5655 COLLEGE AVE	Oakland	CA	94618-1583	
1427	Harman-Ed & Grace, Inc. #145	470 Lake Park Ave	Oakland	CA	94610	
1428	Harold's Body & Fender	2126 Market St	Oakland	CA	94607	7530
1429	HARRY'S DRIVE IN LIQUOR & GROCERY STORE	9002 MACARTHUR BLVD	Oakland	CA	94605	
1430	Harry's Oakland Auto Service LLC	6548 Foothill Blvd	Oakland	CA	94605	7530
1431	HAT RAC ESPRESSO BAR	1714 FRANKLIN ST STE 102	Oakland	CA	94612	5812
1432	HAVEN RESTAURANT	44 WEBSTER ST	Oakland	CA	94607-3721	5812001
1433	Havenscourt Garage	6026 Foothill Blvd	Oakland	CA	94605	7530
1434	Hawaiian Walk In Restaurant	402 15th St	Oakland	CA	94612	
1435	HAWK & PONY LLC	4210 TELEGRAPH AVE	Oakland	CA	94609-2408	5812036
1436	HAWKER FARE INC	2300 WEBSTER ST	Oakland	CA	94612-3116	5812001
1437	Hawker Fare, Inc.	2300 Webster St	Oakland	CA	94612	
1438	Hayasa Motorbikes	430 E 10th St	Oakland	CA	94606	7530
1439	HEALTHY AND HAPPY FAMILY	1480 FRUITVALE AVE	Oakland	CA	94601	
1440	Heart & Dagger, Inc.	504 Lake Park Ave	Oakland	CA	94610	
1441	HEAVENLY CUSTOM CAKE CREATIONS	7550 STERLING DR	Oakland	CA	94605-3019	2051001
1442	HEAVENLY EYES BURGER & FRIES	4076 FOOTHILL BLVD	Oakland	CA	94601-4255	5812001
1443	HECTOR PRODUCE	3015 E 17TH ST	Oakland	CA	94601-2416	5149001

City of Oakland
List of Potential Facilities
FY 2016-2017

Number	Business Name	Businss Address	City	State	Zip Code	SIC
1444	HEGENBERGER CAPITAL LLC (RESTAURANT)	150 HEGENBERGER RD	Oakland	CA	94621-1422	5812001
1445	HEGENBERGER HOLDINGS INC.	566 HEGENBERGER RD	Oakland	CA	94621	5540
1446	HEGENBERGER SHELL	285 HEGENBERGER RD	Oakland	CA	94621-1409	
1447	HEGENBURGER	280 HEGENBERGER RD	Oakland	CA	94621	5812
1448	Heinold's First & Last Chance	48 Webster St	Oakland	CA	94607	
1449	HELLA HALAL	517 8TH ST	Oakland	CA	94607-3903	
1450	HELLA VEGAN EATS	621 23RD ST APT 1	Oakland	CA	94612	5812
1451	HEN GI JOE, INC DBA NEW GOLD MEDAL RESTAURANT	389 8TH ST	Oakland	CA	94607	5812
1452	HEN HOUSE	907 WASHINGTON ST	Oakland	CA	94607-4097	
1453	HENRY TIRE SERVICE	1111 86TH AVE	Oakland	CA	94621-1607	
1454	Henry's Gallery Cafe	1700 Franklin St	Oakland	CA	94612	
1455	HERC RENTALS INC.	7727 OAKPORT ST	Oakland	CA	94621-2026	7359001
1456	HERNANDEZ MEATS	3811 INTERNATIONAL BLVD	Oakland	CA	94601	5421
1457	Hernandez Towing	1201 46th Ave	Oakland	CA	94601	7530
1458	HHR Auto	933 77th Ave	Oakland	CA	94621	7540
1459	HI QUALITY AUTO	6548 INTERNATIONAL BLVD	Oakland	CA	94621-3644	
1460	HIBISCUS CAFE	1745 SAN PABLO AVE	Oakland	CA	94612	5800
1461	Hide-a-way	6430 Telegraph Ave	Oakland	CA	94609	
1462	Hide-a-way Cafe	1920 Dennison St	Oakland	CA	94606	
1463	Hien's Market	1451 Harrison St	Oakland	CA	94612	
1464	High Octane Body & Paint	260 30th St	Oakland	CA	94611	7532
1465	HIGH PEAKS KITCHEN	5299 COLLEGE AVE	Oakland	CA	94618	5810
1466	HIGH PEAKS KITCHEN	391 GRAND AVE	Oakland	CA	94610-4825	5812001
1467	High St Garage	1421 High St	Oakland	CA	94601	7530
1468	HIGH ST GAS & FOOD	720 HIGH ST	Oakland	CA	94601-4402	
1469	High St Smog DBA Eb Automotive Consulting LLC	4321 San Leandro St	Oakland	CA	94601	7540
1470	HIGH STREET 100% HAND CARWASH LUBE OIL	569 HIGH ST	Oakland	CA	94601	7542
1471	High Street Automotive Center	421 23rd Ave	Oakland	CA	94606	7530
1472	HIGH STREET CARWASH	1020 HIGH ST	Oakland	CA	94601-4407	7542001
1473	HIGH STREET FOOD MART & CAR WASH	630 HIGH ST	Oakland	CA	94601	5540
1474	High Tech Auto & Truck Repair	7810 International Blvd	Oakland	CA	94621	7530
1475	HIGH XII CAFE	1111 FRANKLIN ST # B	Oakland	CA	94607-5201	5812001
1476	HIGHLAND MARKET	2467 HIGHLAND AVE	Oakland	CA	94606-3549	
1477	Highway's 24 Hour Emergency Roadside Service	1801 14th St Unit 241	Oakland	CA	94607	7540
1478	Highwire Coffee Roasters	5655 College Ave Ste 102	Oakland	CA	94618	
1479	HILS COOKING	3327 TELEGRAPH AVE APT 1	Oakland	CA	94609-3051	5812001
1480	Hitech Collision Repair, Inc.	504 E 10th St	Oakland	CA	94606	7530

**City of Oakland
List of Potential Facilities
FY 2016-2017**

Number	Business Name	Businss Address	City	State	Zip Code	SIC
1481	HIVE, THE PLACE TO BEE	2139 MACARTHUR BLVD	Oakland	CA	94602	5800
1482	Hk Auto Care	3806 Martin Luther King Jr Ave	Oakland	CA	94609	7539
1483	HMH LLC DBA THE CAT HOUSE	3255 LAKESHORE AVE	Oakland	CA	94610-2719	5813001
1484	HOLA OLE	9219 INTERNATIONAL BLVD	Oakland	CA	94603-1401	5812001
1485	Holiday Fish Soul Food & Seafood Restaur	8217 International Blvd	Oakland	CA	94621	
1486	Holly Market	7900 Holly St	Oakland	CA	94621	
1487	Holly's Mandarin Fine Chinese Cuisine	4080 Piedmont Ave	Oakland	CA	94611	
1488	HOLY GELATO	815 WASHINGTON ST STE B	Oakland	CA	94607-4029	5812001
1489	HOLY GRAIL	1738 89TH AVE	Oakland	CA	94621-1020	5812036
1490	Holy Land Kosher Food	677 Rand Ave	Oakland	CA	94610	
1491	Holy-Moly Cafe	4390 Telegraph Ave Ste K	Oakland	CA	94609	
1492	HOME DELIVERY SEAFOOD AND MEAT SERVICE	1408 67TH AVE APT 3	Oakland	CA	94621-3656	5147001
1493	HOME DESTEL LLC	5401 COLISEUM WAY	Oakland	CA	94601-5021	5999001
1494	HOME GROWN OAKLAND	6501 SAN PABLO AVE	Oakland	CA	94608	5812
1495	HOME OF CHICKEN AND WAFFLES	444 EMBARCADERO W	Oakland	CA	94607	5812
1496	Home Town Donut & Liquor & Food	93 8th St	Oakland	CA	94607	
1497	HOMEBOYS & GIRLS GROCERY NEEDS	7515 MACARTHUR BLVD	Oakland	CA	94605-2935	5411001
1498	HOME GROWN OAKLAND	6501 SAN PABLO AVE	Oakland	CA	94608-1378	5812001
1499	Homerom	400 40th St	Oakland	CA	94609	
1500	Hometown Donuts	5040 International Blvd	Oakland	CA	94606	
1501	Hometown Grocery	241 10th St	Oakland	CA	94607	
1502	HOMETOWN SEAFOODS IMPORT & EXPORT, LLC	860 81ST AVE	Oakland	CA	94621-2510	5146001
1503	Honest Cafe	578 14th St	Oakland	CA	94601	
1504	HONEY BAKED HAM, INC	4364 PIEDMONT AVE	Oakland	CA	94611	5421
1505	Hong Kong Fast Food Restaurant	900 Market St Ste C	Oakland	CA	94607	
1506	Hong Kong Trading Co	449 9th St # 10a	Oakland	CA	94607	
1507	HONGS CAFE	1011 UNION ST	Oakland	CA	94607-2296	5812001
1508	Hong's Cafe	1025 2nd Ave	Oakland	CA	94606	
1509	Hooshi's Auto Service	1499 MacArthur Blvd	Oakland	CA	94602	7540
1510	Hornitos Cafe	3012 International Blvd	Oakland	CA	94601	
1511	HOT DIGGITY DOGS	10401 FOOTHILL BLVD	Oakland	CA	94605-5109	5812001
1512	Hot Pot House	370 12th St	Oakland	CA	94607	
1513	House Of Bagels	6104 La Salle Ave	Oakland	CA	94611	
1514	House Of Garden	380 15th St	Oakland	CA	94612	
1515	HOUSE OF PRODUCE	4020 MACARTHUR BLVD	Oakland	CA	94619	5430
1516	Hudson Bay Cafe, Inc.	5401 College Ave	Oakland	CA	94618	
1517	HUDSONS SPECIALTY COFFEE SERVICE, THE CAFE CITO	10960 INTERNATIONAL BLVD	Oakland	CA	94603-3851	

**City of Oakland
List of Potential Facilities
FY 2016-2017**

Number	Business Name	Businss Address	City	State	Zip Code	SIC
1518	HUMBLEBEE GROCERY	494 WESLEY AVE	Oakland	CA	94606-1129	
1519	Hunan Restaurant	396 11th St	Oakland	CA	94607	
1520	Hunan Village	3232 Grand Ave	Oakland	CA	94610	
1521	Hunan Yuan Restaurant	4100 Redwood Rd Ste 11	Oakland	CA	94619	
1522	HUNTENG TRADING CO,	332 6TH ST	Oakland	CA	94607-4110	5421001
1523	HUNTSBERRY LIQUORS	10151 FOOTHILL BLVD	Oakland	CA	94605	
1524	Huong Que Cafe	1228 7th Ave	Oakland	CA	94606	
1525	HUSTEAD'S COLLISION, INC	2915 MARKET ST	Oakland	CA	94608	7510
1526	HUTCHBAR & KITCHEN	2022 TELEGRAPH AVE	Oakland	CA	94612-2306	5812001
1527	i CAFE	1004 E 12TH ST	Oakland	CA	94606-3726	5813001
1528	I LOVE CANDY	5401 COLISEUM WAY	Oakland	CA	94601-5021	5999001
1529	I SQUARED RESTAURANT INC. DBA BELOTTI RISTORANTE &	5403 COLLEGE AVE	Oakland	CA	94618-1502	5812001
1530	IAM AUTO CARE	2550 HIGH ST	Oakland	CA	94601-4836	
1531	IAM Auto Repair & Detail, Inc. DBA IAM Auto Service	842 E 12th St	Oakland	CA	94606	7530
1532	IAN MULLEN PRIVATE SHELF COMPANY	2145 BROADWAY	Oakland	CA	94612	5812001
1533	lb's Hoagies #3	1601 San Pablo Ave	Oakland	CA	94612	
1534	lb's Hoagies Oakland	400 21st St	Oakland	CA	94612	
1535	ICHEN INC DBA IKITCHEN	353 12TH ST	Oakland	CA	94607-4248	5331001
1536	Ichi Japon	382 17th St	Oakland	CA	94612	
1537	Ichiro	412 15th St	Oakland	CA	94612	
1538	Ideal Market	2036 Market St	Oakland	CA	94607	
1539	Ideal Market #2	799 17th St	Oakland	CA	94612	
1540	IDEALMEAL LLC	2145 BROADWAY	Oakland	CA	94612-2309	5812001
1541	Ikaros Greek Restaurant	3268 Grand Ave	Oakland	CA	94610	
1542	IKE'S LAIR	2204 Broadway	Oakland	CA	94612	
1543	Il Pescatore Ristorante	31 Webster St	Oakland	CA	94607	
1544	IMA TROPICAL COLADAS	201 13TH ST UNIT 524	Oakland	CA	94604-5621	5813001
1545	IMPERIAL SOUP	723 WEBSTER ST	Oakland	CA	94607-4227	5812001
1546	IMPORT MOTORS	4000 TELEGRAPH AVE	Oakland	CA	94609-2400	
1547	IN & OUT AUTO DETAIL	424 MARTIN LUTHER KING JR WAY	Oakland	CA	94607-3536	7542001
1548	IN & OUT AUTO GLASS INC	802 E 12TH ST	Oakland	CA	94606	7536
1549	IN & OUT FOOD MARKET	8132 MACARTHUR BLVD	Oakland	CA	94605-3547	
1550	IN N OUT AUTO SERVICE	712 E 12TH ST	Oakland	CA	94606-3625	
1551	IN N OUT BURGER #193	8300 OAKPORT ST	Oakland	CA	94621-2055	5812001
1552	Independent Factory Automotive	3074 Brook Str	Oakland	CA	94611	7530
1553	INDEPENDENT MACHINE WORKS	809 50TH AVE # 3	Oakland	CA	94601-5125	
1554	INDIE FOOD HUB LLC	344 THOMAS L BERKLEY WAY STE 310A	Oakland	CA	94612-3577	5812001

City of Oakland
List of Potential Facilities
FY 2016-2017

Number	Business Name	Businss Address	City	State	Zip Code	SIC
1555	INFINITI OF OAKLAND	2801 BROADWAY	Oakland	CA	94611	5510
1556	Inflate & Go	5500 International Blvd	Oakland	CA	94621	7530
1557	Insta-lube	7805 International Blvd	Oakland	CA	94621	7540
1558	Insta-lube	736 W MacArthur Blvd	Oakland	CA	94609	7540
1559	INSURANCE COLLISION CENTER	504 E 10TH ST	Oakland	CA	94606-2830	
1560	International Auto Repair	3609 International Blvd	Oakland	CA	94601	7530
1561	INTERNATIONAL AUTO SALES	911 E 12TH ST	Oakland	CA	94606	5510
1562	International Complete Auto & Body Shp	7340 International Blvd	Oakland	CA	94621	7530
1563	INTERNATIONAL E.Z. TIRE AND AUTO	10100 INTERNATIONAL BLVD	Oakland	CA	94603	7534
1564	INTERNATIONAL FOOD KING	8824 INTERNATIONAL BLVD	Oakland	CA	94621-1198	
1565	INTERNATIONAL HAND CARWASH	4852 INTERNATIONAL BLVD	Oakland	CA	94601	7542
1566	INTERNATIONAL INDOOR GARDEN INC	5814 FOOTHILL BLVD	Oakland	CA	94605	5260
1567	International Lao Market	1619 International Blvd	Oakland	CA	94606	
1568	International Produce Market	3851 International Blvd	Oakland	CA	94601	
1569	International Shell Smog	3750 International Blvd	Oakland	CA	94601	7538
1570	International Smog Test Only Center	1208 International Blvd	Oakland	CA	94606	7540
1571	INTERNATIONAL TAQUERIA	7127 SAN LEANDRO ST	Oakland	CA	94621-3303	5812001
1572	International Tires & Brakes	6662 International Blvd	Oakland	CA	94621	7530
1573	INTERNATIONAL TRANSMISSION COMPLETE AUTO CARE	7340 INTERNATIONAL BLVD	Oakland	CA	94621-2861	
1574	IRELAND MOTORS	10100 INTERNATIONAL BLVD	Oakland	CA	94603-3204	
1575	IRIS ART HOUSE & CAFE/DBA TRIBU CAFE	6501 SAN PABLO AVE UNIT 1	Oakland	CA	94608	5812
1576	IRON PAN	4307 TELEGRAPH AVE	Oakland	CA	94609	5800
1577	Ironman Renewal	981 66th Ave	Oakland	CA	94621	7540
1578	ISIDORA PRODUCE	2108 51ST AVE	Oakland	CA	94601-5433	5148001
1579	Island Meat Market	2314 High St	Oakland	CA	94601	
1580	ISLERS LIQUOR	5285 FOOTHILL BLVD	Oakland	CA	94601	
1581	ISP2 ROCKRIDGE INC. DBA IKES LOVE AND SANDWICHES	6300 COLLEGE AVE	Oakland	CA	94618-1332	5812001
1582	ISSEY	3817 BUELL ST	Oakland	CA	94619-2801	5812001
1583	Itaba	3920 Piedmont Ave	Oakland	CA	94611	
1584	ITALIAN COLORS	2220 MOUNTAIN BLVD STE 100	Oakland	CA	94611-2905	5812001
1585	ITANI RAMEN 1736, LLC	1736 TELEGRAPH AVE	Oakland	CA	94612-2108	5812001
1586	I-TEA BUBBLE TEA & SMOOTHIE CORP	388 9TH ST STE 125A	Oakland	CA	94607	5812
1587	It's A Grind Coffee House	555 12th St Ste 105	Oakland	CA	94607	
1588	IT'S ABOUT CARS	622 W MACARTHUR BLVD	Oakland	CA	94609	5510
1589	ITS ALL GOOD BAKERY	5622 MARTIN LUTHER KING JR WAY	Oakland	CA	94609-1618	
1590	ITS READY DINER	4559 INTERNATIONAL BLVD	Oakland	CA	94601-4506	5812001
1591	IVAN LEYVA	5401 COLISEUM WAY	Oakland	CA	94601-5021	5999001

**City of Oakland
List of Potential Facilities
FY 2016-2017**

Number	Business Name	Businss Address	City	State	Zip Code	SIC
1592	IVY MOON	3112 MARKET ST	Oakland	CA	94608-4334	5812001
1593	IZZY'S OAKLAND	59 GRAND AVE	Oakland	CA	94612-3727	5812001
1594	J & A Truck Repair	2300 Poplar St	Oakland	CA	94607	7530
1595	J & H Auto Body Shop	9901 Pippin St	Oakland	CA	94603	7530
1596	J & H Motors	773 105th Ave	Oakland	CA	94603	7540
1597	J & H MOTORS	9901 PIPPIN ST	Oakland	CA	94603-3603	
1598	J & J Auto Body & Repair	1221 8th Ave	Oakland	CA	94606	7530
1599	J & J Coffee Shop	401 29th St	Oakland	CA	94609	
1600	J & M LIQUOR	2151 SEMINARY AVE	Oakland	CA	94605	
1601	J & M MEATS	545 9TH ST	Oakland	CA	94607-3905	5421001
1602	J & O's Commercial Tire Center	2401 Union St	Oakland	CA	94607	7530
1603	J & R's Auto Repair	1208 54th Ave	Oakland	CA	94601	7530
1604	J 1 AUTO PARTS AND SALES	1101 98TH AVE	Oakland	CA	94603-2404	
1605	J C MOON DBA GRANGE HALL	4901 TELEGRAPH AVE	Oakland	CA	94609	5812
1606	J J BURGER	3415 GRAND AVE	Oakland	CA	94610	5810
1607	J J Fish & Chicken / Dawali Corporation	8035 International Blvd	Oakland	CA	94621	
1608	J J FISH AND CHICKEN / DAWALI CORPORATION	8035 INTERNATIONAL BLVD	Oakland	CA	94621-2423	5812001
1609	J. CHANS KITCHEN	3758 PIEDMONT AVE	Oakland	CA	94611-5348	5812001
1610	JACK IN THE BOX #413	6510 TELEGRAPH AVE	Oakland	CA	94609-1114	5812036
1611	Jack In The Box #413/mehta Enterprises	6510 Telegraph Ave	Oakland	CA	94609	
1612	JACK IN THE BOX #420	2424 EAST INTERNATIONAL BLVD	Oakland	CA	94601	5812036
1613	Jack In The Box #420/mehta Enterprises	2424 International Blvd	Oakland	CA	94601	
1614	Jack In The Box #433/mehta Enterprises	4425 Telegraph Ave	Oakland	CA	94609	
1615	Jack In The Box #533/mehta Enterprises	532 Hegenberger Rd	Oakland	CA	94621	
1616	JACK LONDON STADIUM 9/REGAL CINEMAS, INC	100 WASHINGTON ST	Oakland	CA	94607-3703	5812001
1617	JACKIE 209, INC	950 MARKET ST	Oakland	CA	94607-3118	5812001
1618	JACK'S OYSTER BAR & FISH HOUSE	336 WATER ST	Oakland	CA	94607	5812
1619	Jackson Blake Kitchens	6143 Fremont St	Oakland	CA	94608	
1620	Jacksons Liquor	739 E 12th St	Oakland	CA	94606	
1621	JACKY 209, INC	950 MARKET ST	Oakland	CA	94607	
1622	Jacobs Automobile Clock Co	4198 Piedmont	Oakland	CA	94611	7530
1623	Jade Palace Chinese Kitchen	2531 MacArthur Blvd	Oakland	CA	94602	
1624	JAIME E PINA GUTIERREZ	900 FALLON ST	Oakland	CA	94607-4893	5812001
1625	JAIME G GUTIERREZ	10132 EDES AVE	Oakland	CA	94603	5510
1626	JALISCO MARKET	2619 INTERNATIONAL BLVD	Oakland	CA	94601-1511	5411001
1627	Jalisco Restaurant	1721 International Blvd	Oakland	CA	94606	
1628	Jalos Market	2267 38th Ave	Oakland	CA	94601	

City of Oakland
List of Potential Facilities
FY 2016-2017

Number	Business Name	Businss Address	City	State	Zip Code	SIC
1629	JAMBA JUICE # 1209	1 AIRPORT DR	Oakland	CA	94621-1430	5812001
1630	Jamba Juice #103	500 12th St Ste 29	Oakland	CA	94607	
1631	Jamba Juice #688	8460 Edgewater Dr # 1e	Oakland	CA	94621	
1632	Jamba Juice #746	5108 Broadway	Oakland	CA	94611	
1633	JAMES AND THE GIANT CUPCAKE LLC	6326 SAN PABLO AVE	Oakland	CA	94608-1232	
1634	James Auto Repair	1047 39th St	Oakland	CA	94608	7530
1635	JAMES LIQUOR AND DELI GROCERY	8137 MACARTHUR BLVD	Oakland	CA	94605	
1636	Japanese & European Motors, Inc.	475 4th St	Oakland	CA	94607	7530
1637	Jason Auto Service	2424 Broadway	Oakland	CA	94612	7530
1638	Jat Enterprises DBA Boniere Bakery	3249 Grand Ave	Oakland	CA	94610	
1639	Javen's Deli	2868 Fruitvale Ave	Oakland	CA	94601	
1640	JAVIER LOPEZ PRODUCE	1545 E 12TH ST	Oakland	CA	94606-4414	5148001
1641	JAX LIQUORS	502 FOOTHILL BLVD	Oakland	CA	94606	5400
1642	Jb Smog Check	1325 76th Ave	Oakland	CA	94621	7540
1643	Jb Truck & Electrical Repair	1433 18th St	Oakland	CA	94607	7530
1644	Jd's Auto Repair & Detailing	1429 14th Ave Ste 1	Oakland	CA	94606	7530
1645	JEFFERSON MARKET	600 14TH ST	Oakland	CA	94612-1219	
1646	JELLAVENT MULTICONCEPT INVESTMENT	3810 TELEGRAPH AVE	Oakland	CA	94609-2420	5411001
1647	Jimenez General Auto Repair	6001 Foothill Blvd	Oakland	CA	94605	7538
1648	Jimmys Snacks & Deli	1600 Broadway Ste 100	Oakland	CA	94612	
1649	Jin Sing Restaurant	2068 35th Ave	Oakland	CA	94601	
1650	Jitters \$ Shakes	2101 Webster St	Oakland	CA	94612	
1651	Jj Body Shop	4951 San Leandro St	Oakland	CA	94601	7530
1652	JJM SONG INC. DBA GINZA	303 BROADWAY	Oakland	CA	94607	5812001
1653	JJR INVESTMENTS GROUP INC DBA RED BOY PIZZA LEIMER	1500 LEIMERT BLVD	Oakland	CA	94602-1951	5812001
1654	Jjr Investments Group, Inc. DBA Red Boy Pizza Redwood Rd	4100 Redwood Rd Ste 15	Oakland	CA	94619	
1655	JLB, Inc. DBA Geisha	316 14th St	Oakland	CA	94612	
1656	Jm Auto Repair	424 Martin Luther King Jr Way	Oakland	CA	94607	7539
1657	JOEL DIAZ OCHOA	5401 COLISEUM WAY	Oakland	CA	94601-5021	5999001
1658	JOE'S AUTO CARE	2550 HIGH ST	Oakland	CA	94601	7500
1659	Joe's Auto Painting	950 77th Ave # E	Oakland	CA	94621	7539
1660	JOES MEATS	1600 12TH ST	Oakland	CA	94607-1404	
1661	Jhnee's Auto Repair	1429 14th Ave	Oakland	CA	94606	7530
1662	Johnnys Auto Repair Shop	19 Randeuck	Oakland	CA	94611	7530
1663	JOHNSON CATERING	9212 INTERNATIONAL BLVD	Oakland	CA	94603-1402	5812001
1664	JOHNSON CATERING	2254 E 22ND ST	Oakland	CA	94606-4234	5812001
1665	JOHNSON HERB AND HONEY TEA	5401 COLISEUM WAY	Oakland	CA	94601-5021	5999001

City of Oakland
List of Potential Facilities
FY 2016-2017

Number	Business Name	Businss Address	City	State	Zip Code	SIC
1666	Jolly Roger	8350 Edes Ave	Oakland	CA	94621	
1667	Jong Ga Restaurant Corporation	372 Grand Ave	Oakland	CA	94610	
1668	JORDONS CULINARY CREATIONS	2001 36TH AVE	Oakland	CA	94601-3602	5812001
1669	JORGE'S AUTO	2272 HIGH ST	Oakland	CA	94601	5510
1670	Jorge's El Tapatio Restaurant	1416 Fruitvale Ave	Oakland	CA	94601	
1671	Joshua's Gulfport Seafood	2907 Fruitvale Ave	Oakland	CA	94602	
1672	Joy Luck Restaurant	327 8th St	Oakland	CA	94607	
1673	JR PARTS EXPRESS	720 E 11TH ST APT 210	Oakland	CA	94606	5531
1674	JRS MEAT	5660 MARKET ST	Oakland	CA	94608-2837	5421001
1675	J's Auto Service	1201 45th Ave	Oakland	CA	94601	7530
1676	J'S GIANT BURGER	1920 DENNISON ST	Oakland	CA	94606-5248	
1677	J's Ice Cream	6710 International Blvd	Oakland	CA	94621	
1678	JS MOBILE AUTO	1259 98TH AVE	Oakland	CA	94603-2406	
1679	JUAN CARLOS FLEA MARKET	5401 COLISEUM WAY	Oakland	CA	94601-5021	5999001
1680	JUDOKU SUSHI	3314 PIEDMONT AVE	Oakland	CA	94611-5734	5812001
1681	Judy's Burger	2691 Fruitvale Ave	Oakland	CA	94601	
1682	Juhu Beach Club	5179 Telegraph Ave	Oakland	CA	94609	
1683	JUICE - A - GO - GO	901 FRANKLIN ST STE 118	Oakland	CA	94607-4476	5812001
1684	Juice Appeal	2075 Mountain Blvd	Oakland	CA	94611	
1685	Juice Joint Eatery	332 Frank Ogawa Plaza	Oakland	CA	94612	
1686	Juice-a-Go-Go	901 Franklin St Ste 118	Oakland	CA	94607	
1687	JUICES WILD	1506 4TH AVE APT 11	Oakland	CA	94606-2301	5431001
1688	Jule's Thin Crust Pizza	5804 College Ave	Oakland	CA	94618	
1689	Juliet	266 14th St	Oakland	CA	94612	
1690	Julio's Automatic Transmission	10214 International Blvd	Oakland	CA	94603	7530
1691	Jumping Java	6606 Shattuck Ave	Oakland	CA	94609	
1692	JUNG SOON BAIK	5401 COLISEUM WAY	Oakland	CA	94601-5021	5999001
1693	JUNK MACIAS	5401 COLISEUM WAY	Oakland	CA	94601-5021	5999001
1694	JUST DELICIOUS	1808 LEIMERT BLVD	Oakland	CA	94602-1932	5812001
1695	JUSTUS KITCHEN	2145 BROADWAY	Oakland	CA	94612-2309	5812001
1696	Justyna 139 INC.	3734 MacArthur Blvd	Oakland	CA	94619	
1697	JZ AUTO BODY & SERVICES	1432 14TH AVE	Oakland	CA	94606-4439	
1698	K & D Market	1100 24th St	Oakland	CA	94607	
1699	K & G Auto Body Shop	1215 10th Ave	Oakland	CA	94606	7530
1700	K & G MOTORS	1152 61ST ST	Oakland	CA	94608-2212	
1701	K & T Auto Repair	3755 Foothill Blvd	Oakland	CA	94601	7530
1702	K J's Autobody	8921 San Leandro St	Oakland	CA	94621	7530

City of Oakland
List of Potential Facilities
FY 2016-2017

Number	Business Name	Businss Address	City	State	Zip Code	SIC
1703	K W Good Luck Market	717 Webster St	Oakland	CA	94607	
1704	K&Y AUTO REPAIR	6714 INTERNATIONAL BLVD	Oakland	CA	94621-3502	
1705	K.C.Auto Center	1111 E 12th St	Oakland	CA	94606	7530
1706	K2D2T, LLC DBA Disco Volante	347 14th St	Oakland	CA	94601	
1707	KAFE KOLAO	5311 FAIRFAX AVE	Oakland	CA	94601	
1708	Kaiser Shell Auto Care 10	5300 Broadway	Oakland	CA	94618	7530
1709	Kakui, Inc.	2060 Mountain Blvd Ste B	Oakland	CA	94611	
1710	KAM LAND BAKERY	725 WEBSTER ST	Oakland	CA	94607-4227	
1711	Kamdesh Afghan Kabab House	346 14th St	Oakland	CA	94601	
1712	Kang Nam	4419 Telegraph Ave	Oakland	CA	94609	
1713	KANG TONG	3702 TELEGRAPH AVE	Oakland	CA	94609-2418	5812001
1714	Kansai	4345 Telegraph Ave	Oakland	CA	94609	
1715	Karibbean City	1408 Webster St	Oakland	CA	94612	
1716	KARIM FAZEL	5401 COLISEUM WAY	Oakland	CA	94601-5021	5999001
1717	Karkachas Auto Repair	1445 24th Ave	Oakland	CA	94601	7538
1718	Kaspers Hot Dogs, Inc. #1	2551 MacArthur Blvd	Oakland	CA	94602	
1719	Katrina Rozelle Pastries & Desserts	5931 College Ave	Oakland	CA	94618	
1720	KC Perfomance Co	2107 89th Ave	Oakland	CA	94621	7530
1721	Keez Snack Shack/Big Es BBQ and More	634 15th st	Oakland	CA	94612	
1722	Keller Market	4400 Keller Ave Ste 100	Oakland	CA	94605	
1723	KELLY-MOORE PAINT COMPANY INC	4917 INTERNATIONAL BLVD	Oakland	CA	94601-5213	5198001
1724	Kelly's Kafe	1939 Fruitvale Ave	Oakland	CA	94601	
1725	Ken Betts Redwood Chevron	4150 Redwood Rd	Oakland	CA	94619	
1726	KEN S SIO, INC	600 E 15TH ST	Oakland	CA	94606-2926	5812001
1727	Kentucky Fried Chicken	3400 Foothill Blvd	Oakland	CA	94601	
1728	Kentucky Fried Chicken	6035 Telegraph Ave	Oakland	CA	94609	
1729	Kentucky Fried Chicken Harman-jackie 209	950 Market St	Oakland	CA	94607	
1730	Kentucky Fried Chicken/harman Yolanda	2800 Telegraph Ave	Oakland	CA	94609	
1731	Kentucky Fried Chicken/harman-sawyer 139	3734 MacArthur Blvd	Oakland	CA	94619	
1732	Kerry House	4092 Piedmont Ave	Oakland	CA	94611	
1733	Kerry House Restaurant Indian Cuisine	4086 Piedmont Ave	Oakland	CA	94611	
1734	Khana Peena Indian Cuisine	5316 College Ave	Oakland	CA	94618	
1735	KHAO HOUSE	2744 COOLIDGE AVE	Oakland	CA	94601-2718	5812001
1736	KHIN LUONG	5401 COLISEUM WAY	Oakland	CA	94601-5021	5999001
1737	KHYBER FALAFAL HOUSE	300 13TH ST	Oakland	CA	94612-3917	5812001
1738	Kiku Sushi To Go	367 27th St	Oakland	CA	94612	
1739	KILOVOLT COFFEE	1829 MANDELA PKWY	Oakland	CA	94607	5812

City of Oakland
List of Potential Facilities
FY 2016-2017

Number	Business Name	Businss Address	City	State	Zip Code	SIC
1740	Kim Huong Vietnamese Cuisine	304 10th St	Oakland	CA	94607	
1741	Kimball's Carnival LLC	522 2nd St	Oakland	CA	94607	
1742	Kim's Backyard	2424 Telegraph Ave	Oakland	CA	94612	
1743	Kincaid's #31	70 Jack London Sq	Oakland	CA	94607	
1744	KING KONG BBQ RESTAURANT	3421 MACARTHUR BLVD	Oakland	CA	94602	5812
1745	KING KONG ROTISSERIE & CHINESE RESTAURANT	839 INTERNATIONAL BLVD	Oakland	CA	94606	5812
1746	KING MARKET	5442 MARTIN LUTHER KING JR WAY	Oakland	CA	94609-1614	5411001
1747	King Of Grocery	395 8th St	Oakland	CA	94607	
1748	KINGS 4 SPORTS	5401 COLISEUM WAY	Oakland	CA	94601-5021	5999001
1749	Kings Catering	9949 Lawlor St	Oakland	CA	94605	
1750	KINGS COFFEE SHOP	3000 38th Ave	Oakland	CA	94619	
1751	KINGS CROWN MOTORS INC	4200 INTERNATIONAL BLVD # Z	Oakland	CA	94601	5012
1752	KINGS LIQUOR & GROCERY	3715 INTERNATIONAL BLVD	Oakland	CA	94601-3525	
1753	King's Market	5442 Martin Luther King Jr Way	Oakland	CA	94609	
1754	KINGSTON 11 CUISINE,LLC	2270 TELEGRAPH AVE	Oakland	CA	94612-2331	5812001
1755	KINJA SUSHI	357 GRAND AVE	Oakland	CA	94610-4827	5812036
1756	KIT QUAY NGAY	5401 COLISEUM WAY	Oakland	CA	94601-5021	5999001
1757	KNOCKOUT GLASS REPAIR	569 HIGH ST	Oakland	CA	94601-3905	7536001
1758	KOAST KOMBUCHA	530 E 8TH ST STE 102	Oakland	CA	94606-2821	5813001
1759	Koffee Pot	2532 Telegraph Ave	Oakland	CA	94612	
1760	KOMBU KITCHEN SF, LLC	1014 FRUITVALE AVE	Oakland	CA	94601-2924	5812001
1761	KONA CLUB	4401 PIEDMONT AVE	Oakland	CA	94611-4218	5813001
1762	Kong Auto Body & Repair Shop	1131 6th Ave	Oakland	CA	94606	7540
1763	KOREAN SOUEL BBQ	6400 SHATTUCK AVE	Oakland	CA	94609-1059	5812036
1764	KOREANA PLAZA MARKET OAKLAND INC	2370 Telegraph Ave	Oakland	CA	94612	
1765	KORIS BIG RANCH	1370 BARROWS RD	Oakland	CA	94610-2533	5148001
1766	KORKUT'S SEAFOODS	1003 8TH AVE	Oakland	CA	94606	5421
1767	Koryo Jajang	4390 Telegraph Ave Ste B	Oakland	CA	94609	
1768	Koryo Sushi	4390 Telegraph Ave Ste G	Oakland	CA	94609	
1769	Koto Buki Jr	6111 La Salle Ave	Oakland	CA	94611	
1770	KOUZINA	2064 ANTIOCH CT	Oakland	CA	94611-2928	5812001
1771	Kraft Automotive	2020 Brush St	Oakland	CA	94612	7530
1772	KRISH WIRELESS	5401 COLISEUM WAY	Oakland	CA	94601-5021	5999001
1773	KROAKLAND	320 OAKLAND AVE APT D	Oakland	CA	94611-5597	5812001
1774	KRONNERBURGER	4063 PIEDMONT AVE	Oakland	CA	94611	5812
1775	KULTUAH CAFE	340 14TH ST	Oakland	CA	94607	5812036
1776	Kung Pao Kitchen	3415 Grand Ave	Oakland	CA	94610	

City of Oakland
List of Potential Facilities
FY 2016-2017

Number	Business Name	Businss Address	City	State	Zip Code	SIC
1777	KUSHIDO	4828 TELEGRAPH AVE	Oakland	CA	94609-2010	5812001
1778	Kwikway, Inc.	500 Lake Park Ave	Oakland	CA	94610	
1779	Kyoto Express	1721 Webster St # 1/2	Oakland	CA	94612	
1780	L & L Auto Repair	1622 E 12th St	Oakland	CA	94606	7530
1781	L & S Fish Chips	326 E 18th St	Oakland	CA	94606	
1782	L & Y FOODS	1610 E 12TH ST	Oakland	CA	94606-4513	
1783	L M S C INC	2775 TELEGRAPH AVE	Oakland	CA	94612	5812
1784	L P CUSTOMS	1421 HIGH ST	Oakland	CA	94601	7500
1785	L V's House Of Barbeque	3214 Martin Luther King Jr Way	Oakland	CA	94609	
1786	L. T. LIQUOR & GROCERY	7717 BANCROFT AVE	Oakland	CA	94605	
1787	LA BARBACOA	900 FALLON ST	Oakland	CA	94607-4893	5812001
1788	La Barca Market	2701 E 9th St	Oakland	CA	94601	
1789	LA BENDICION DE CRISTO	4559 INTERNATIONAL BLVD	Oakland	CA	94601-4506	5812001
1790	La Bonita Tacos	2901 San Pablo Ave	Oakland	CA	94608	
1791	La Bonita Taqueria	2200 Broadway	Oakland	CA	94612	
1792	La Borinquena, Inc.	582 7th St	Oakland	CA	94607	
1793	La Calaca Loca(bistro Investors LLC)	5199 Telegraph Ave	Oakland	CA	94609	
1794	LA CALLE ASADERO MEXICAN	1000 BROADWAY STE 160	Oakland	CA	94607-4090	
1795	LA CHATA	346 14TH ST	Oakland	CA	94612-3907	5812036
1796	LA CHIQUITA SABOR LATINO	888 98TH AVE	Oakland	CA	94603-2316	5812001
1797	LA CHRISTA'S CAFE	2511 TELEGRAPH AVE	Oakland	CA	94612	5800
1798	LA COLMENA PRODUCE MARKET	4825 INTERNATIONAL BLVD	Oakland	CA	94601	5148
1799	La' Dora LLC/Cafe Romanat	462 Santa Clara Ave	Oakland	CA	94610	
1800	LA ESPERANZA	2375 FRUITVALE AVE	Oakland	CA	94601-2538	5812001
1801	La Estrella Market	3800 Foothill Blvd	Oakland	CA	94601	
1802	La Estrellita Cafe	446 E 12th St	Oakland	CA	94606	
1803	LA FAVORITA	1433 FRUITVALE AVE	Oakland	CA	94601-2320	2051001
1804	LA FINCA	909 KING ST	Oakland	CA	94606-5333	2051001
1805	LA FRONTERA RESTAURANT & BAR	4481 INTERNATIONAL BLVD	Oakland	CA	94601-4510	5812001
1806	LA FUENTE DE LA SALUD	3914 INTERNATIONAL BLVD	Oakland	CA	94601	5499
1807	La Furia Chalaca Restaurant	310 Broadway	Oakland	CA	94607	
1808	La Gran Chiquita Taqueria	3503 International Blvd	Oakland	CA	94601	
1809	La Grande Jatte Kitchen	576 Grand Ave	Oakland	CA	94610	
1810	LA HACIENDA RESTAURANT	2045 MACARTHUR BLVD	Oakland	CA	94602	5812
1811	La Mexicana Restaurant	3930 International Blvd	Oakland	CA	94601	
1812	La Michoacana Fruit Bars	2342 International Blvd	Oakland	CA	94601	
1813	LA MICHOCANA FRUIT BARS	2400 E 12TH ST	Oakland	CA	94601-1017	

City of Oakland
List of Potential Facilities
FY 2016-2017

Number	Business Name	Businss Address	City	State	Zip Code	SIC
1814	LA MORENITA SUPERMARKET	3319 FOOTHILL BLVD	Oakland	CA	94601	5410
1815	LA PARISENNE	3249 GRAND AVE	Oakland	CA	94610	2051001
1816	LA PARISIENNE	3248 GRAND AVE	Oakland	CA	94610-2739	5812001
1817	LA PASADITA	98TH AVE & BANCROFT AVE	Oakland	CA	94603	5812001
1818	LA PINITA LOCA ANTOJITOS MEXICANOS	3851 INTERNATIONAL BLVD	Oakland	CA	94601-4009	5812001
1819	LA PLACITA FRUTAS #1	4559 INTERNATIONAL BLVD	Oakland	CA	94601	5148
1820	La Placita Restaurant	3451 International Blvd	Oakland	CA	94601	
1821	La Raza Market	5040 International Blvd Ste B	Oakland	CA	94601	
1822	La Raza Market & Deli & Meat	6225 International Blvd	Oakland	CA	94621	
1823	La Selva Taqueria	4768 International Blvd	Oakland	CA	94601	
1824	La Torta Loca	3419 International Blvd	Oakland	CA	94606	
1825	La Torta Loca	3414 International Blvd	Oakland	CA	94601	
1826	LA VERA OWENS	2915 22ND AVE	Oakland	CA	94606-3503	5812001
1827	LADY ESTHER'S ORIGINAL SOUTHERN CAFE LLC	300 FRANK H OGAWA PLZ 150	Oakland	CA	94612-2051	5812036
1828	LADY GLASSMITH	888 VERMONT ST # 311	Oakland	CA	94610-2151	7536001
1829	LADY J SOUL	2655 WALLACE ST	Oakland	CA	94606-3345	5812001
1830	Ladyfingers	150 Santa Clara Ave	Oakland	CA	94610	
1831	LADYS CATERING/LADYS PLACE	10606 BEVERLY AVE # 105	Oakland	CA	94603-3922	5812001
1832	Lafaranchi's Liquor	3500 MacArthur Blvd	Oakland	CA	94619	
1833	LAGO GRILL TAQUERIA	134 14TH ST	Oakland	CA	94612	5812
1834	Lake Chalet LLC	1520 Lakeside Dr	Oakland	CA	94612	
1835	Lake Food Center	1585 Madison St	Oakland	CA	94612	
1836	Lake Merrit Super	346 Grand Ave	Oakland	CA	94610	
1837	LAKE MERRITT GASOLINE	350 GRAND AVE	Oakland	CA	94610	5541
1838	Lake Merritt Pizza	300 E 18th St	Oakland	CA	94606	
1839	Lake Shore 76 Smog Test Only/dn Pro Smog, Inc.	3220 Lakeshore Ave	Oakland	CA	94610	7540
1840	Lakehurst Hall Dining	1569 Jackson St	Oakland	CA	94612	
1841	LAKESHA PURSLEY	2428 77TH AVE	Oakland	CA	94605-2716	5812001
1842	LAKESHORE 76 INC	3200 LAKESHORE AVE	Oakland	CA	94610	5540
1843	Lakeshore Cafe	3257 Lakeshore Ave	Oakland	CA	94610	
1844	LAKESHORE PRODUCE AND HEALTH FOOD	3312 LAKESHORE AVE	Oakland	CA	94610	5148
1845	LAKESIDE CLUB	338 E 18TH ST	Oakland	CA	94606-1814	5813001
1846	Lakeside Market	300 14th St	Oakland	CA	94612	
1847	Lakeview Coffee Shop	2834 Lakeshore Ave	Oakland	CA	94610	
1848	Lam-Toro Restaurant	2432 Telegraph Ave	Oakland	CA	94612	
1849	Lana's Restaurant	435 19th St	Oakland	CA	94612	
1850	Lane-E Kefa Coffee	77 8th St Ste 182	Oakland	CA	94607	

City of Oakland
List of Potential Facilities
FY 2016-2017

Number	Business Name	Businss Address	City	State	Zip Code	SIC
1851	Lanesplitter Pizza	536 Lake Park Ave	Oakland	CA	94610	
1852	Lanesplitter Pizza	4799 Telegraph Ave	Oakland	CA	94609	
1853	Lanopalera	9133 International Blvd	Oakland	CA	94603	
1854	Laraza Market #2	1700 Seminary Ave	Oakland	CA	94621	
1855	LARMS BUILDING AND GARDEN SUPP	743 HIGH ST	Oakland	CA	94601	5211
1856	LAS ADELITAS MEXICAN RESTAURANT	4149 Foothill Blvd	Oakland	CA	94601	
1857	LAS MARIANAS RESTAURANT	1957 84TH AVE	Oakland	CA	94621-1708	5812001
1858	Las Palmas	2682 Fruitvale Ave	Oakland	CA	94601	
1859	Las Vegas Smoke Shop	8231 International Blvd	Oakland	CA	94621	
1860	LAST GASP AUTO SALVAGE	2924 GLASCOCK ST	Oakland	CA	94601	5530
1861	Last Resort Auto	1049 Alcatraz Ave	Oakland	CA	94608	7530
1862	LAUREL CHEVRON AUTO SERVICE	3420 35TH AVE	Oakland	CA	94619-1303	
1863	Laurel Lounge (laurel Mcwong LLC)	3932 MacArthur Blvd	Oakland	CA	94619	
1864	LAWSON OYSTER DISTRIBUTION	1110 LINDEN ST STE 1	Oakland	CA	94607-2730	5146001
1865	LAYONNA VEGETARIAN HEALTH FOOD, INC.	443 8TH ST	Oakland	CA	94607-3901	
1866	Lazeeza-renter	10 Hegenberger	Oakland	CA	94621	
1867	Lcx Restaurant	1019 Clay St	Oakland	CA	94607	
1868	Le Autoglass	1158 International Blvd	Oakland	CA	94606	7530
1869	Le Bon Bon Candies & Chocolates	2050 Mountain Blvd	Oakland	CA	94611	
1870	Le Cheval Restaurant	1007 Clay St	Oakland	CA	94607	
1871	Le Tasty Restaurant	1437 Franklin St	Oakland	CA	94612	
1872	LEADING LADY DELIGHTS	3819 LINWOOD AVE	Oakland	CA	94602-1625	2052001
1873	Lee Myles Transmissions	2943 Broadway	Oakland	CA	94611	7530
1874	LEE SANDWICH	530 E 12TH ST	Oakland	CA	94606	
1875	LEE'S AUTO LAUNDRY DETAIL AND TRAINING INC	3901 TELEGRAPH AVE	Oakland	CA	94609	7542
1876	Lee's Auto Repair	5525 Bancroft Ave	Oakland	CA	94605	7530
1877	LEES DONUTS	1448 HIGH ST # B	Oakland	CA	94601-4534	5812001
1878	LEES DONUTS	5412 SAN PABLO AVE STE C	Oakland	CA	94608-3008	
1879	LEES DONUTS	4496 BROADWAY STE A	Oakland	CA	94611-4429	
1880	Lee's Donuts	4013 Telegraph Ave Ste D	Oakland	CA	94609	
1881	Lee's Donuts	5412 San Pablo Ave Ste C	Oakland	CA	94608	
1882	Lee's Donuts	1448 High St # B	Oakland	CA	94601	
1883	LEE'S DONUTS # 12	6652 BANCROFT AVE	Oakland	CA	94605	5810
1884	Lee's Garden Chinese Restaurant	1852 Park Blvd	Oakland	CA	94606	
1885	Lee's Garden Restaurant	3301 E 12th St Ste 137	Oakland	CA	94601	
1886	Lee's Market #2	6342 Shattuck Ave	Oakland	CA	94609	
1887	Legendary Palace	708 Franklin St	Oakland	CA	94607	

City of Oakland
List of Potential Facilities
FY 2016-2017

Number	Business Name	Businss Address	City	State	Zip Code	SIC
1888	Lena's Soul Food	6403 Foothill Blvd	Oakland	CA	94605	
1889	Lena's Soul Food Cafe	1462 High St	Oakland	CA	94601	
1890	LEON'S REMANUFACTURING ALTERNATORS AND STARTERS	1421 HIGH ST STE 5	Oakland	CA	94601	7530
1891	LEO'S MUSIC CLUB & DINER	5447 TELEGRAPH AVE	Oakland	CA	94609	5812
1892	Le's Auto Body & Engine Repair	1550 E 12th St	Oakland	CA	94606	7530
1893	LESIA BAR-B-QUE REST	1431 52ND AVE	Oakland	CA	94601-5201	5812001
1894	Leticia Lopez	3606 International Blvd	Oakland	CA	94601	
1895	LEVEL 13 INC	341 13TH ST	Oakland	CA	94612-3916	5812001
1896	Levende East	827 Washington St	Oakland	CA	94607	
1897	LEVY PREMIUM FOODSERVICE, LP	7000 COLISEUM WAY	Oakland	CA	94621-1917	5812001
1898	LG Supermarket, Inc.	325 10th St	Oakland	CA	94607	
1899	LIBA FALAFEL INC	380 17TH ST	Oakland	CA	94612	5812
1900	LIBERTY AUTO LLC	435 23RD AVE	Oakland	CA	94606	5500
1901	LIEGE LBR LLC	481 9TH ST	Oakland	CA	94607-4047	5813001
1902	LIEN HOAN FASHION	5401 COLISEUM WAY	Oakland	CA	94601-5021	5999001
1903	LIEN THI SINCLAIR	5401 COLISEUM WAY	Oakland	CA	94601-5021	5999001
1904	Lin Jia Asian Kitchen	3437 Lakeshore Ave	Oakland	CA	94610	
1905	Lincoln Square Liquors	4100 Redwood Rd #17	Oakland	CA	94619	
1906	LINS EXPRESS	5800 BANCROFT AVE	Oakland	CA	94605-1371	5812001
1907	Little Bistro	1464 Webster St	Oakland	CA	94612	
1908	Little Caesars	3209 International Blvd	Oakland	CA	94601	
1909	Little Caesars	2218 MacArthur Blvd	Oakland	CA	94602	
1910	LITTLE GIANT ICE CREAM	1951 TELEGRAPH AVE # D	Oakland	CA	94612-2208	5812001
1911	Little Shin Shin	4260 Piedmont Ave	Oakland	CA	94611	
1912	LITTLEFIELD PLACE	1433 MYRTLE ST	Oakland	CA	94607-3252	5812001
1913	Loard's Ice Cream & Candy	5942 MacArthur Blvd Ste A	Oakland	CA	94605	
1914	LOAD'S ICE-CREAM	2825 MACARTHUR BLVD	Oakland	CA	94602	5812
1915	Local Love Services	610 61st St	Oakland	CA	94609	
1916	Lococos Restaurant & Pizzeria	4270 Piedmont Ave	Oakland	CA	94611	
1917	LOGANS AUTO MASTERS LLC	6200 SHATTUCK AVE	Oakland	CA	94609-1237	
1918	Loi Le Chevron	4265 Foothill Blvd	Oakland	CA	94601	
1919	Lois The Pie Queen	851 60th St	Oakland	CA	94608	
1920	LONCHERA LOS CUATES	501 85TH AVE	Oakland	CA	94621-1327	5812001
1921	Lone Star	4510 Wst St	Oakland	CA	94612	7530
1922	Long Hing Supermarket, Inc.	830 International Blvd	Oakland	CA	94606	
1923	Long Pat Company INC DBA Long Pat	716 Franklin ST	Oakland	CA	94607	
1924	LONG PAT COMPANY INC DBA LONG PAT MARKET	716 FRANKLIN ST	Oakland	CA	94607-3932	5411001

City of Oakland
List of Potential Facilities
FY 2016-2017

Number	Business Name	Businss Address	City	State	Zip Code	SIC
1925	Looney's Smokehouse BBQ	5319 Martin Luther King Jr Way	Oakland	CA	94609	
1926	LOPEZ TIRES & SERVICE (LT)	3526 SAN LEANDRO ST	Oakland	CA	94601	7530
1927	Lopez-tzinun Tires & Brakes	7915 International Blvd	Oakland	CA	94621	7530
1928	Loring Cafe	37 Grand Ave	Oakland	CA	94612	
1929	LOS 2 CUATES	501 85TH AVE	Oakland	CA	94621-1327	5812001
1930	Los Amigos #1	5424 International Blvd	Oakland	CA	94601	
1931	LOS AMIGOS #1	5490 INTERNATIONAL BLVD	Oakland	CA	94601-5704	5812001
1932	LOS ANGELES OF CALIFORNIA	3851 INTERNATIONAL BLVD	Oakland	CA	94601-4009	5499001
1933	LOS CAMELLEOS TIENDA	5913 INTERNATIONAL BLVD	Oakland	CA	94621-4202	
1934	LOS CAMELLOS	5911 INTERNATIONAL BLVD # 5913	Oakland	CA	94621-4202	
1935	Los Cantaros Restaurant & Taqueria	336 Grand Ave	Oakland	CA	94610	
1936	Los Cocos Restaurant	1449 Fruitvale Ave	Oakland	CA	94601	
1937	Los Comales	2105 MacArthur Blvd	Oakland	CA	94602	
1938	Los Cuates Auto	923 76th Ave	Oakland	CA	94621	7530
1939	Los Cuates Towing Services	1906 84th Ave	Oakland	CA	94621	7540
1940	Los Dos Gallos Taqueria	5901 International Blvd	Oakland	CA	94621	
1941	Los Hermanos Produce Market	1723 Fruitvale Ave	Oakland	CA	94601	
1942	LOS MEXICANOS BAKERY 2	1522 FRUITVALE AVE	Oakland	CA	94601-2323	
1943	LOS MEXICANOS MARKET/BAY FARM PRODUCE	1244 HIGH ST	Oakland	CA	94601-4454	
1944	LOS OLIVOS RESTURANT	3010 FOOTHILL BLVD	Oakland	CA	94601-2526	
1945	LOS PRIMOS CARNICERIA	4095 FOOTHILL BLVD	Oakland	CA	94601-4256	5421001
1946	LOTUS FALAFEL AND SHAWERMA	1814 FRANKLIN ST STE 6G	Oakland	CA	94612	5812
1947	LOTUS THAI	4133 Piedmont Ave	Oakland	CA	94611	
1948	LOUISIANA FAMOUS FRIED CHICKEN	4006 MACARTHUR BLVD	Oakland	CA	94619-1904	5812001
1949	Louisiana Fish & Chips	2817 Telegraph Ave	Oakland	CA	94609	
1950	Louisiana Fried Chicken & Cafe	4006 MacArthur Blvd	Oakland	CA	94619	
1951	Louisiana Fried Chicken & Happy Donut	10807 MacArthur Blvd	Oakland	CA	94605	
1952	LOUNGE 3411 L.L.C.	3411 MACARTHUR BLVD	Oakland	CA	94602-3823	5813001
1953	LOVE THAT !	5401 COLISEUM WAY	Oakland	CA	94601-5021	5999001
1954	LOVO RESTAURANTS CNB	3425 TELEGRAPH AVE APT 8	Oakland	CA	94609-3026	5812001
1955	Low Lo's Automotive Repair	944 86th Ave	Oakland	CA	94621	7538
1956	Low Price Auto Glass Of Oakland	8451 San Leandro St	Oakland	CA	94621	7536
1957	LOW SPEED AUTO GLASS	4527 FAIRFAX AVE APT C	Oakland	CA	94601-4815	7549001
1958	LT Transmission	4451 E 12th St Ste B	Oakland	CA	94601	7530
1959	Lube's Ice Cream	8912 International Blvd	Oakland	CA	94621	
1960	Lucia Espresso	5225 Shattuck Ave # B	Oakland	CA	94609	
1961	Lucky #734	1963 Mountain Blvd	Oakland	CA	94611	

City of Oakland
List of Potential Facilities
FY 2016-2017

Number	Business Name	Businss Address	City	State	Zip Code	SIC
1962	Lucky #736	247 E 18th St	Oakland	CA	94606	
1963	LUCKY 88	2126 INTERNATIONAL BLVD	Oakland	CA	94606	5510
1964	LUCKY AUTO DETAIL	2345 INTERNATIONAL BLVD	Oakland	CA	94601-1018	7542001
1965	Lucky Donuts & Sandwiches, Inc.	4010 MacArthur Blvd	Oakland	CA	94619	
1966	LUCKY EXPRESS	10700 MACARTHUR BLVD STE 5C	Oakland	CA	94605	5812
1967	Lucky gift shop	5401 COLISEUM WAY	Oakland	CA	94601-5021	5999001
1968	LUCKY SEAFOOD MARKET INC	1201 E 12TH ST	Oakland	CA	94606	5421
1969	Lucky Three 777	2868 Fruitvale Ave	Oakland	CA	94601	
1970	Lucky Two	1901 103rd Ave	Oakland	CA	94603	
1971	Lucky's Spot Market	700 Foothill Blvd	Oakland	CA	94606	
1972	LUCY ETHIOPIAN MARKET AND CAFE	2447 TELEGRAPH AVE # 2	Oakland	CA	94612-2404	
1973	Luis Dominguez	4115 Porter St	Oakland	CA	94619	7530
1974	Luis's Coffee Shop	5390 Bancroft Ave	Oakland	CA	94601	
1975	Luka's LLC	2221 Broadway	Oakland	CA	94612	
1976	LULA RESTAURANT	2805 TELEGRAPH AVE	Oakland	CA	94609-3606	5812036
1977	LUNCH IN THE BOX	1023 MAGNOLIA ST	Oakland	CA	94607-2230	5812001
1978	LUNGOMARE	1 BROADWAY	Oakland	CA	94607	5810
1979	LUPITA BAKERY AND PIZZA	653 98TH AVE	Oakland	CA	94603	5812
1980	Lush Foods LLC DBA Lush Gelato	4184 Piedmont Ave Ste E	Oakland	CA	94611	
1981	LUSTER'S LIQUOR	10625 INTERNATIONAL BLVD	Oakland	CA	94603	
1982	LUXE COOKIES	2915 CARMEL ST	Oakland	CA	94602-3410	2053001
1983	Ly Luck Chinese Restaurant	3537 Fruitvale Ave	Oakland	CA	94602	
1984	LYNN AND LU'S ESCAPADE CAFE	3353 Grand Ave	Oakland	CA	94610	
1985	LYONS LIQUOR INC	4100 FOOTHILL BLVD	Oakland	CA	94601-4241	
1986	M & A LAKESIDE MARKET, INC	136 14TH ST	Oakland	CA	94612	
1987	M & B Liquors	6310 Market St	Oakland	CA	94602	
1988	M & J MOTOR	10151 INTERNATIONAL BLVD	Oakland	CA	94603-3203	5599001
1989	M & S Kitchen	6336 Shattuck Ave	Oakland	CA	94609	
1990	M AND A ENTERPRISING DBA B AND M AUTO	9901 PIPPIN ST	Oakland	CA	94603-2315	
1991	M AND A GROCERY	2401 FOOTHILL BLVD	Oakland	CA	94601	5411
1992	M J's Fat Burgers & C.s.	6018 MacArthur Blvd	Oakland	CA	94605	
1993	M. V AUTO TINTING	1437 85TH AVE	Oakland	CA	94621-1714	7536001
1994	M. West Auto	6943 Lacey Ave	Oakland	CA	94605	7530
1995	M.H. Auto Repair & Body	1211 11th Ave	Oakland	CA	94606	7530
1996	Ma Me House	416 15th St	Oakland	CA	94612	
1997	MAC ARTHUR 76	4276 MACARTHUR BLVD	Oakland	CA	94619-1908	
1998	MAC ARTHUR AUTO SERVICE CENTER	10511 MACARTHUR BLVD	Oakland	CA	94605-5247	

City of Oakland
List of Potential Facilities
FY 2016-2017

Number	Business Name	Businss Address	City	State	Zip Code	SIC
1999	MAC ARTHUR SHELL GAS	3530 MACARTHUR BLVD	Oakland	CA	94619	5540
2000	MAC KHAI	417 7TH ST	Oakland	CA	94607	5800
2001	MacArthur 76	4276 MacArthur Blvd	Oakland	CA	94619	
2002	MacArthur Auto Service Center	10511 MacArthur Blvd	Oakland	CA	94605	7530
2003	MacArthur Deli	5929 MacArthur Blvd	Oakland	CA	94605	
2004	MacArthur Mini Mart	8888 MacArthur Blvd	Oakland	CA	94605	
2005	MacArthur Oil Changer	657 West MacArthur Blvd	Oakland	CA	94609	7530
2006	MacArthur Valero (Gas)	3530 MacArthur Blvd	Oakland	CA	94619	
2007	Mackan Group, LLC DBA Mama's Vietnamese Cuisine	365 19th St	Oakland	CA	94612	
2008	MADE IN JAPAN AUTO REPAIR	2703 MARTIN LUTHER KING JR WAY	Oakland	CA	94612-1117	
2009	Madison Subs & More	336 Madison St	Oakland	CA	94607	
2010	Madison's Restaurant	1800 Madison St	Oakland	CA	94612	
2011	Magic Hot Dog	85th Ave & Edes	Oakland	CA	94601	
2012	MAGNOS PRODUCE	5401 COLISEUM WAY	Oakland	CA	94601-5021	5431001
2013	MAI BANH MI	6601 TELEGRAPH AVE	Oakland	CA	94609-1115	5812001
2014	MAIN SQUEEZE	3435 LAKESHORE AVE	Oakland	CA	94610-2307	5812001
2015	Maisa	377 13th St	Oakland	CA	94612	
2016	MAISON BOUCHE	6058 MONROE AVE	Oakland	CA	94618-1762	2064001
2017	Make Westing (updog LLC)	1741 Telegraph Ave	Oakland	CA	94612	
2018	Makeda	3100 Filbert St	Oakland	CA	94608	7530
2019	MALY'S DONUT & BURGER	144 14TH ST	Oakland	CA	94612	5812
2020	MAMA AFRICA	2655 WALLACE ST	Oakland	CA	94606-3345	5812001
2021	Mama Mae's Southern Cuisine	3000 San Pablo Ave	Oakland	CA	94608	
2022	MAMA MO'S SOUL	372 24TH ST	Oakland	CA	94612-3125	5812001
2023	Mama Rosa's Pizza Chicken & Seafood	2370 High St	Oakland	CA	94601	
2024	MAMA TONG SOUP	2145 BROADWAY	Oakland	CA	94612-2309	5812001
2025	MAMAS AUTOCARE INC.	2801 MACARTHUR BLVD	Oakland	CA	94602-3229	
2026	Mama's Royal Cafe	4012 Broadway	Oakland	CA	94611	
2027	MANBUNDT'S	414 29TH AVE STE 2	Oakland	CA	94601-2106	5812036
2028	Mandela Foods Cooperative	1430 7th St	Oakland	CA	94607	
2029	Manna Corporate Food Svc, Inc.	1950 Franklin St Fl 2	Oakland	CA	94612	
2030	MANNA FOODS INC	984 W MACARTHUR BLVD	Oakland	CA	94608-3950	
2031	MANOJ TRIPATHI	2087 MOUNTAIN BLVD	Oakland	CA	94611-2815	5812001
2032	MANUEL S GARCIA	5401 COLISEUM WAY	Oakland	CA	94601-5021	5999001
2033	MARANA	555 19TH ST	Oakland	CA	94612	5800
2034	Marco Polo Snack Cart	12500 Campus Dr	Oakland	CA	94619	
2035	MARCO POLO SNACK CART	900 FALLON ST	Oakland	CA	94607-4893	5812001

**City of Oakland
List of Potential Facilities
FY 2016-2017**

Number	Business Name	Businss Address	City	State	Zip Code	SIC
2036	Marco Polo Snack Cart #1	10th And Fallon St	Oakland	CA	94607	
2037	Marco Polo Snack Cart #2	52 9th St	Oakland	CA	94607	
2038	MARCO POLO SNACK CART NO. 1	10TH AND FALLON ST	Oakland	CA	94607-4808	5812001
2039	MARENA PARTIDA	5401 COLISEUM WAY	Oakland	CA	94601-5021	5999001
2040	MARHABA	1437 FRANKLIN ST	Oakland	CA	94612-3201	5812001
2041	MARIA CARRILLO	5401 COLISEUM WAY	Oakland	CA	94601-5021	5999001
2042	MARIA E. RUVALCABA	5401 COLISEUM WAY	Oakland	CA	94601-5021	5999001
2043	Maria's Market	7229 International Blvd	Oakland	CA	94621	
2044	Marica	5301 College Ave	Oakland	CA	94618	
2045	Maricela	511 40th St	Oakland	CA	94609	
2046	MARIN SUN FARMS INC	5655 COLLEGE AVE	Oakland	CA	94618-1583	2011001
2047	MARIPOSA BAKING	5427 TELEGRAPH AVE # D3	Oakland	CA	94609-1967	
2048	MARISCOS EL TATA AL ESTILA SINALOA	10555 INTERNATIONAL BLVD	Oakland	CA	94603-3803	5812001
2049	Mariscos La Costa	3625 International Blvd	Oakland	CA	94601	
2050	Mark Gibson	1684 11th St	Oakland	CA	94607	7530
2051	MARK MORRIS/FIRESTONE #3623-023213	2850 BROADWAY	Oakland	CA	94611	5530
2052	MARK SMOG CENTER	6400 INTERNATIONAL BLVD	Oakland	CA	94621-3854	
2053	Market Hall Produce	5655 College Ave	Oakland	CA	94618	
2054	Market One	3301 E 12th St Ste 131	Oakland	CA	94601	
2055	Market Street Mcdonalds	800 Market St	Oakland	CA	94607	
2056	MARKET STREET SHELL	610 MARKET ST	Oakland	CA	94607	
2057	Mark's Test Only Station	6400 International Blvd	Oakland	CA	94621	7530
2058	MARLENES FRUITS Y TAMALES	4559 INTERNATIONAL BLVD	Oakland	CA	94601-4506	
2059	MARLEYS TREATS	5755 MARKET ST	Oakland	CA	94608-2835	5812001
2060	Marriott Oakland City Center	1001 Broadway	Oakland	CA	94607	
2061	MARTE AUTOMOTIVE SERVICE	1240 E 12TH ST	Oakland	CA	94606	7500
2062	Martin Luther King Chevron	5509 Martin Luther King Jr Way	Oakland	CA	94608	
2063	MARTINEZ MEATS	3225 FOOTHILL BLVD	Oakland	CA	OAKLAND CA 94607	5411001
2064	Marty's Metrix	1125 9th Ave	Oakland	CA	94606	7530
2065	Marwa Market	2956 Telegraph Ave	Oakland	CA	94609	
2066	MARZANO RESTAURANT	4214 PARK BLVD	Oakland	CA	94602-1312	5812001
2067	Masala Cuisine	7912 International Blvd	Oakland	CA	94621	
2068	MASH GAS AND FOOD #4	2240 MOUNTAIN BLVD	Oakland	CA	94611	5540
2069	Mashbir Marine Engine Services	296 6th Ave	Oakland	CA	94606	7530
2070	MASSIVE AUTO GLASS	1925 E 15TH ST	Oakland	CA	94606-4803	7536001
2071	MASTER TECH AUTOBODY INC	1518 E 12TH ST	Oakland	CA	94606	7540
2072	MAVERICKS FRAME AND BODY	8917 SAN LEANDRO ST STE J	Oakland	CA	94621-1246	7532001

City of Oakland
List of Potential Facilities
FY 2016-2017

Number	Business Name	Businss Address	City	State	Zip Code	SIC
2073	Max's Citi Center, Inc.	500 12th St Suite 135	Oakland	CA	94607	
2074	Maxx Value Foods #251	4055 MacArthur Blvd	Oakland	CA	94619	
2075	May Kong Market	1613 International Blvd	Oakland	CA	94606	
2076	Mazatlan	2001 Fruitvale Ave	Oakland	CA	94601	
2077	MB CLASSICS	1163 24TH ST	Oakland	CA	94607	5510
2078	Mc & PI Tire Tractor	702 Maritime St	Oakland	CA	94607	7530
2079	Mc Donald's #23467	7200 Bancroft Ave	Oakland	CA	94605	
2080	Mc Nally's Irish Pub	5352 College Ave	Oakland	CA	94618	
2081	Mc Radiators & Welding, Inc.	4307 E 12th St	Oakland	CA	94601	7530
2082	MCDONALDS	4010 ALAMEDA AVE	Oakland	CA	94601-3934	5812001
2083	MCDONALDS #10235	6300 INTERNATIONAL BLVD	Oakland	CA	94621-3826	5812001
2084	MCDONALDS OF OAKLAND #1666	2520 E 12TH ST	Oakland	CA	94601-1502	5812001
2085	MCDONALDS RESTAURANT # 11834	640 HEGENBERGER RD	Oakland	CA	94621-1914	5812001
2086	McDonald's Restaurant #10235	6300 International Blvd	Oakland	CA	94621	
2087	McDonald's Restaurant #11834	640 Hegenberger Rd	Oakland	CA	94621	
2088	McDonald's Restaurant #11834	620 Hegenberger Rd	Oakland	CA	94621	
2089	McDonald's Restaurant #14401	4010 Alameda Ave	Oakland	CA	94601	
2090	McDonald's Restaurant #1666	2520 E 12th St	Oakland	CA	94601	
2091	McDonald's Restaurant #30911	8400 Edgewater Dr # 10	Oakland	CA	94621	
2092	McDonald's Restaurant #7100	9725 International Blvd	Oakland	CA	94603	
2093	McDonald's Restaurant #7847	2208 MacArthur Blvd	Oakland	CA	94602	
2094	MD Auto Body & Repair	5111 San Leandro St	Oakland	CA	94601	7530
2095	MEAT & FISH MARKET	9828 INTERNATIONAL BLVD	Oakland	CA	94603	5421
2096	MECCA SHRINE TEMPLE #20	8105 CAPWELL DR	Oakland	CA	94621-2109	5813001
2097	Mechanic On Duty Auto Repair	2504 MacArthur Blvd	Oakland	CA	94602	7540
2098	Mediterranean Express	300 Frank H Ogawa Plz Ste 150	Oakland	CA	94612	
2099	MEDITERRANEAN HOME AND GARDEN	6114 LA SALLE AVE # 416	Oakland	CA	94611	5999
2100	Mediterraneo	1552 Beach St Ste D	Oakland	CA	94608	
2101	MEERAS	1014 FRUITVALE AVE	Oakland	CA	94601-2924	5812001
2102	MEINEKE CAR CARE CENTER	3464 FOOTHILL BLVD	Oakland	CA	94601	7530
2103	MEKONG	807 E 12TH ST	Oakland	CA	94606-3626	
2104	MELENDEZ FOOD	5130 INTERNATIONAL BLVD	Oakland	CA	94601-5218	5812001
2105	Melrose Market	4840 Melrose Ave	Oakland	CA	94601	
2106	Mendez Autoglass	2609 35th Ave	Oakland	CA	94619	7540
2107	MERCADO & PANADERIA LOS PERICOS INC	1527 INTERNATIONAL BLVD	Oakland	CA	94606-4403	5411001
2108	MERRITT BAKERY KWIK WAY	500 LAKE PARK AVE	Oakland	CA	94610-2732	5812001
2109	Merritt Restaurant & Bakery	203 E 18th St	Oakland	CA	94606	

City of Oakland
List of Potential Facilities
FY 2016-2017

Number	Business Name	Businss Address	City	State	Zip Code	SIC
2110	Merritt Station Cafe	614 Grand Ave Ste 1a	Oakland	CA	94610	
2111	Mesob Ethiopian Restaurant	4301 Piedmont Ave # B	Oakland	CA	94611	
2112	Metro Auto Repair	3412 San Leandro St	Oakland	CA	94601	7530
2113	Metro Montclair	2058 Mountain Blvd	Oakland	CA	94611	
2114	METROPOLITAN GOLF CAFE & BANQUENT FACILI	10505 DOOLITTLE DR	Oakland	CA	94603-1029	5812001
2115	Mew's Market	992 105th Ave	Oakland	CA	94603	
2116	Mexicali Rose Restaurant	701 Clay St	Oakland	CA	94607	
2117	MEXPOBAJA	313 FRANKLIN ST	Oakland	CA	94607	5148
2118	MEZAS TRANSMISSIONS	8515 SAN LEANDRO ST STE B	Oakland	CA	94621-1238	
2119	Mezz Cafe	300 13th St	Oakland	CA	94612	
2120	Mezze Restaurant & Bar	3407 Lakeshore Ave	Oakland	CA	94610	
2121	Mg's Pizza	5736 Thornhill Dr Ste 106	Oakland	CA	94611	
2122	Mi Amour Catering	7610 Mountain Blvd	Oakland	CA	94605	
2123	MI CARNAL	2755 FOOTHILL BLVD	Oakland	CA	94601	5430
2124	Mi Flor De Jalisco	8001 International Blvd	Oakland	CA	94621	
2125	MI FLOR DE JALISCO	7722 INTERNATIONAL BLVD	Oakland	CA	94621-2730	5812001
2126	MI GRULLENSE #2	2925 INTERNATIONAL BLVD	Oakland	CA	94601	5812001
2127	MI GRULLENSE #3	3053 INTERNATIONAL BLVD # 3	Oakland	CA	94601-2222	5812001
2128	Mi Grulleuse #2	1457 Fruitvale Ave	Oakland	CA	94601	
2129	MI LINDO JALISCO	340 14TH ST	Oakland	CA	94607-3907	5812001
2130	Mi Popuseria	5751 Market St	Oakland	CA	94608	
2131	Mi Pueblo Food Center #10	1630 High St	Oakland	CA	94601	
2132	Mi Ranchito Market	3326 Foothill Blvd	Oakland	CA	94601	
2133	Miam Miam, Inc. DBA Miam Miam Lounge	5856 College Ave	Oakland	CA	94618	
2134	MIAS ISLAND SWEETS	3727 LINWOOD AVE	Oakland	CA	94602-1711	5812001
2135	MICHAEL BELCHER DBA- BENJAMINS CALIFORNIA BBQ	3112 MARKET ST	Oakland	CA	94608-4334	5812001
2136	Micheal Mischer Chocolates	3352 Grand Ave	Oakland	CA	94610	
2137	MICKEY'S AUTO DETAIL	500 E 12TH ST	Oakland	CA	94606	7542
2138	Micros Market	4428 Martin Luther King Jr Way	Oakland	CA	94609	
2139	Mid Town Food	2941 Coolidge Ave	Oakland	CA	94602	
2140	Midas Antioch	3464 Foothill Blvd	Oakland	CA	94601	7530
2141	MIEN TAY RESTAURANT	1218 15TH AVE	Oakland	CA	94606	5812036
2142	MIETTE	85 WEBSTER ST	Oakland	CA	94607-3720	2051001
2143	MIGUEL A SANCHEZ	900 FALLON ST	Oakland	CA	94607-4893	5148001
2144	MIGUEL C TASEJ	5401 COLISEUM WAY	Oakland	CA	94601-5021	5999001
2145	MIGUELS AUTO REPAIRS	10211 INTERNATIONAL BLVD	Oakland	CA	94603-3205	
2146	Miguel's Auto Repairs	10211 International	Oakland	CA	94603	7530

**City of Oakland
List of Potential Facilities
FY 2016-2017**

Number	Business Name	Businss Address	City	State	Zip Code	SIC
2147	Mijori, Inc.	3260 Grand Ave	Oakland	CA	94610	
2148	Mike's Complete Auto Service	2350 High St	Oakland	CA	94601	7530
2149	MIKES MINI MART	8917 MACARTHUR BLVD	Oakland	CA	94605-4034	
2150	Milano Ristorante	3425 Grand Ave	Oakland	CA	94610	
2151	Mile High Club LLC	3629 Martin Luther King Jr Way	Oakland	CA	94609	
2152	Miliki Resturant	3725 MacArthur Blvd	Oakland	CA	94619	
2153	MILKY WAY COFFEE	1724 MANDELA PKWY 3	Oakland	CA	94607-2050	5812036
2154	MILLENIUM MARKET	1741 MARKET ST	Oakland	CA	94607-3329	
2155	MILLENNIUM	5912 COLLEGE AVE	Oakland	CA	94618	5812
2156	Millennium Market	1741 Market St	Oakland	CA	94607	
2157	Miller Dis-tow/m & M Recycling Center	9835 Pearmain St	Oakland	CA	94603	7540
2158	MILLET	4987 SHAFTER AVE # A	Oakland	CA	94609-2219	5812001
2159	Mills Food Center	5911 MacArthur Blvd	Oakland	CA	94605	
2160	Mills Hoagies Shop	5930 MacArthur Blvd	Oakland	CA	94605	
2161	Mimosa (the Mimosa Group, Inc.)	2355 Broadway Ste 2	Oakland	CA	94612	
2162	Mini Market	2001 96th Ave	Oakland	CA	94603	
2163	Minute Muffler Service	6818 Foothill Blvd	Oakland	CA	94605	7530
2164	Mirage Auto Body & Paint	1121 98th Ave	Oakland	CA	94603	7530
2165	MISS AREPITA/AREPA MOBILE	4102 GILBERT ST	Oakland	CA	94611-5114	5812001
2166	MISS BIRDIES CATERING COMPANY	1445 HARRISON ST STE 269	Oakland	CA	94612-3928	5812001
2167	MISS OLLIES	901 WASHINGTON ST	Oakland	CA	94607	5810
2168	Miss Saigon	417 7th St	Oakland	CA	94607	
2169	Miss Saigon	3345 Grand Ave	Oakland	CA	94610	
2170	MISS SAIGON 2 VIETNAMESE RESTAURANT	417 7TH ST	Oakland	CA	94607-3911	
2171	MISSION BAY AUTO SALES INC.	6331 INTERNATIONAL BLVD	Oakland	CA	94621	5510
2172	MISSION MARKET FOOD	8719 INTERNATIONAL BLVD	Oakland	CA	94621-1553	5431001
2173	MISTURA	3858 PIEDMONT AVE	Oakland	CA	94611	5812
2174	Mithapheap Market	1400 International Blvd Ste C	Oakland	CA	94606	
2175	MJ AUTOMOTIVE REPAIR AND ELECTRIC	2338 E 12TH ST	Oakland	CA	94601-1015	
2176	MLK Cafe	3860 Martin Luther King Jr Way	Oakland	CA	94609	
2177	MMCAKE!	973 APGAR ST	Oakland	CA	94608-3820	
2178	Moal, Inc.	937 E 12th St	Oakland	CA	94606	7530
2179	Mobil Service Auto Glass Five Stars	1424 65th Ave	Oakland	CA	94621	7536
2180	MOBIL SERVICE AUTO GLASS FIVE STARS	2747 NICOL AVE	Oakland	CA	94602-2145	7536001
2181	MOBY COFFEE & TEA TRADER	5901 BROADWAY APT 9	Oakland	CA	94618-1846	5812001
2182	MOCKINGBIRD	416 13TH ST	Oakland	CA	94612-2602	5812001
2183	Modern Auto Body	1518 E 12th St	Oakland	CA	94606	7530

City of Oakland
List of Potential Facilities
FY 2016-2017

Number	Business Name	Businss Address	City	State	Zip Code	SIC
2184	MODERN AUTO BODY	1640 E 12TH ST	Oakland	CA	94606-4513	
2185	MODERN CLASSIC MOTORS	3042 FORD ST	Oakland	CA	94601	5510
2186	MODERN CLASSIC MOTORS	3014 FORD ST	Oakland	CA	94601-2823	
2187	MODERN CLASSIC MOTORS SERVICES	3042 FORD ST	Oakland	CA	94601-2823	
2188	Modern Coffee	411 13th St	Oakland	CA	94612	
2189	MODERN COFFEE	1814 FRANKLIN ST STE 3G	Oakland	CA	94612-3482	
2190	Modigliani Cafe	3208 Grand Ave	Oakland	CA	94610	
2191	MODIGLIANI CARRYOUT & CATERING LLC	3208 GRAND AVE	Oakland	CA	94610-2739	5812001
2192	MOES BAKERY AND PRODUCE	3408 MARTIN LUTHER KING JR WAY	Oakland	CA	94609-2919	2051001
2193	Moe's BBQ On Wheels & Peggy Too	9004 Seneca St	Oakland	CA	94605	
2194	Mohamed J Al-kabsh's Ice Cream	2101 23rd Ave # A	Oakland	CA	94606	
2195	Mo'Joe Cafe	160 14th St, Suite A	Oakland	CA	94601	
2196	Molcajete Restaurant	1734 Webster St	Oakland	CA	94612	
2197	MOMOS BBQ	LAKE PARK AVE	Oakland	CA	94601-0000	5812001
2198	MOMS BUN MI	1400 14TH AVE # A	Oakland	CA	94606-4442	5812001
2199	MONG HOANG COFFEE SHOP	1910 INTERNATIONAL BLVD # A	Oakland	CA	94606	
2200	MONSTER PHO	3905 BROADWAY	Oakland	CA	94611	5810
2201	Montclair 76	2246 Mountain Blvd	Oakland	CA	94611	
2202	Montclair Auto Tech, Inc.	5427 Telegraph Ave	Oakland	CA	94609	7530
2203	MONTCLAIR MART	6773 BROADWAY TER	Oakland	CA	94611-1904	5411001
2204	Monte Vista Food Center	4000 Piedmont Ave	Oakland	CA	94611	
2205	Montse's Cafe	155 Filbert St Ste 100	Oakland	CA	94607	
2206	MORAGA EMERALD INC BK#2288	4200 INTERNATIONAL BLVD	Oakland	CA	94601-4538	5812001
2207	MOROCCAN PALACE RESTAURANT	3355 LAKESHORE AVE	Oakland	CA	94610-2305	5812036
2208	MORRISON MANAGEMENT SPECIALISTS #6492	747 52ND ST	Oakland	CA	94609-1809	5812001
2209	MORRISON MANAGEMENT SPECIALISTS INC #22063	3600 BROADWAY	Oakland	CA	94611-5730	5812001
2210	Morrison Management Specialists, Inc.	350 Hawthorne Ave # 25546	Oakland	CA	94609	
2211	MOSES COFFEE HOUSE, INC	1575 7TH ST	Oakland	CA	94607-1966	5812001
2212	Mother Mcdowell Suger Tree Bakery	1747 6th Ave	Oakland	CA	94606	
2213	Motor Tech Auto Repair	6406 International Blvd	Oakland	CA	94621	7530
2214	MOUNTAIN MIKES PIZZA	1830 WEBSTER ST	Oakland	CA	94612-3414	5812001
2215	MOUNTAIN MIKES PIZZA, LLC	528 GRAND AVE	Oakland	CA	94610-3515	5812036
2216	Mr - Pizza Man	1422 Broadway	Oakland	CA	94612	
2217	Mr Green Bubble LLC	4299 Piedmont Ave Ste D	Oakland	CA	94611	
2218	MR. TIRE	809 50TH AVE	Oakland	CA	94601	7500
2219	MR. TIRE	1249 49TH AVE	Oakland	CA	94601-5121	
2220	MS KITTY'S SOUL FOOD & CATERING	6638 BANCROFT AVE	Oakland	CA	94605	5810

City of Oakland
List of Potential Facilities
FY 2016-2017

Number	Business Name	Businss Address	City	State	Zip Code	SIC
2221	MSSD MANAGEMENT INC.	1330 JACKSON ST	Oakland	CA	94612-4008	5812001
2222	Mua	2442 Webster St	Oakland	CA	94612	
2223	MUDITA RAMEN	4000 BROOKDALE AVE	Oakland	CA	94619-1725	5812001
2224	MUHAMMAD NABI BARAKZAI	378 17TH ST	Oakland	CA	94612-3335	5812001
2225	MULLEN AND SMITH	1014 FRUITVALE AVE	Oakland	CA	94601-2924	5812001
2226	MUN-CHEEZE PIZZA & GRILL	1259 JEFFERSON ST B	Oakland	CA	94612-1556	5812036
2227	Mundos Auto Paint & Detail	8925 San Leandro St Bldg D	Oakland	CA	94621	7530
2228	Murguia's Auto Care & Repair	4217 International Blvd	Oakland	CA	94601	7538
2229	Music Cafe	251 9th St	Oakland	CA	94607	
2230	MYGRANT GLASS CO INC	1701 POPLAR ST	Oakland	CA	94607	5010
2231	MYTEA CORPORATION DBA T4 CJ	1068 WEBSTER ST	Oakland	CA	94607-4224	5813001
2232	MZ KETTLES BBQ CHICKEN & RIBS	915 E 21ST ST	Oakland	CA	94606-2625	5812001
2233	N & D Alternators & Starters	5337 International Blvd	Oakland	CA	94601	7530
2234	N & M	2731 13th Ave	Oakland	CA	94606	
2235	N A Market	3147 Adeline St	Oakland	CA	94608	
2236	N AND D ALTERNATORS & STARTERS	1222 8TH AVE	Oakland	CA	94606	7530
2237	NAKED CHEF CATERING COMPANY	3063 MAPLE AVE	Oakland	CA	94602-3627	5812001
2238	Nama	3400 Fruitvale Ave	Oakland	CA	94602	
2239	NAMASTE PIZZA	5942 SAN PABLO AVE	Oakland	CA	94608-2206	
2240	NAN CAFE	734 WEBSTER ST	Oakland	CA	94607-4228	
2241	NANCYS	5401 COLISEUM WAY	Oakland	CA	94601-5021	5999001
2242	NANDOS TAQUERIA Y MARISCOS	10151 FOOTHILL BLVD	Oakland	CA	94605-5103	5812001
2243	NASHAT AUTO SALES	5200 INTERNATIONAL BLVD	Oakland	CA	94601	5510
2244	NASSAN MARKET	3401 ADELINE ST	Oakland	CA	94608-4277	5141001
2245	NASSERY	5401 COLISEUM WAY	Oakland	CA	94601-5021	5999001
2246	Nation Liquor	8301 International Blvd	Oakland	CA	94621	
2247	NATIONAL PETROLEUM OAKLAND	4280 FOOTHILL BLVD	Oakland	CA	94601-4644	
2248	Nation's No 7	317 Broadway	Oakland	CA	94607	
2249	NATTY CAKES	372 24TH ST	Oakland	CA	94612-3125	2051001
2250	Nature Vegetarian Restaurant	1116 Franklin St	Oakland	CA	94607	
2251	Natures Best Foods	1431 Jackson St	Oakland	CA	94612	
2252	Nawah Market & Deli	5489 Foothill Blvd	Oakland	CA	94601	
2253	Nayarit Transmissions Auto Repair	5330 Foothill Blvd	Oakland	CA	94601	7530
2254	Neecha Thai	3236 Grand Ave	Oakland	CA	94610	
2255	Nellie's Soul Food Restaurant	1155 3rd St	Oakland	CA	94607	
2256	Nellys Java	1952 Mountain Blvd	Oakland	CA	94611	
2257	NELSON CATERING	2220 10TH AVE	Oakland	CA	94606-2671	5812001

City of Oakland
List of Potential Facilities
FY 2016-2017

Number	Business Name	Businss Address	City	State	Zip Code	SIC
2258	Neo Autoworks	1220 E 12th St	Oakland	CA	94606	7530
2259	New Big Daddy's Chinese Resturant	3700 Telegraph Ave	Oakland	CA	94609	
2260	New Century Auto Body	504 E10th St	Oakland	CA	94606	7540
2261	NEW D&K MARKET INC.	378 8TH ST	Oakland	CA	94607-4241	5141001
2262	NEW DAY BEYKERY	1014 FRUITVALE AVE	Oakland	CA	94601-2924	2051001
2263	New Dick's Super Market	375 9th St	Oakland	CA	94607	
2264	New Fountain Garden Seafood Restaurant	3836 MacArthur Blvd	Oakland	CA	94619	
2265	New Gold Medal Restaurant, Inc.	389 8th St	Oakland	CA	94607	
2266	New Grand Lake Market	3217 Grand Ave	Oakland	CA	94610	
2267	New H & L Auto Body, Inc.	1221 12th Ave	Oakland	CA	94606	7530
2268	New Ho Ho Restaurant	4871 Telegraph Ave	Oakland	CA	94609	
2269	NEW HOP LUNG MARKET	878 WEBSTER ST	Oakland	CA	94607	5421
2270	NEW IDEA RESTURANT INC	383 9TH ST	Oakland	CA	94607-4242	
2271	NEW KING RESTAURANT	200 INTERNATIONAL BLVD	Oakland	CA	94606	5800
2272	New Lakeside Cafe	326 23rd St Ste D	Oakland	CA	94612	
2273	New Ocean Food Market	3252 International Blvd	Oakland	CA	94601	
2274	NEW SAIGON	950 INTERNATIONAL BLVD	Oakland	CA	94606-3728	5148001
2275	New Saigon Grill	417 7th St	Oakland	CA	94607	
2276	New Saigon Market	443 9th St	Oakland	CA	94607	
2277	New Saigon Supermarket II	950 International Blvd	Oakland	CA	94606	
2278	NEW SANG CHONG MARKET	377 8TH ST	Oakland	CA	94607-4495	5421001
2279	New Star Restaurant	526 8th St	Oakland	CA	94607	
2280	New Tin's Supermarket	702 Webster St	Oakland	CA	94607	
2281	NEW UNITED AUTO	1516 E 12TH ST	Oakland	CA	94606-4434	
2282	New Yummy Guide	358 11th St	Oakland	CA	94607	
2283	NGAY	1623 INTERNATIONAL BLVD	Oakland	CA	94606-4501	5812001
2284	Nguyen Restaurant	381 15th St	Oakland	CA	94612	
2285	Nhu Lan Sandwich	3331 International Blvd	Oakland	CA	94601	
2286	NIBBLE	478 25TH ST	Oakland	CA	94612-2409	5812001
2287	NICK AND ARONS PIZZA PASTRY LLC	4316 TELEGRAPH AVE	Oakland	CA	94609-2016	5812001
2288	NICKS LIQUOR	2401 ADELINE ST	Oakland	CA	94607-2424	
2289	Nick's Liquor	2401 Adeline St	Oakland	CA	94607	
2290	NICK'S PIZZA MADE IN OAKLAND, LLC	6211 Shattuck Ave	Oakland	CA	94609	
2291	NICKS PLAZA CAFE	300 LAKESIDE DR STE 122	Oakland	CA	94612-3637	5812001
2292	Nick's Plaza Cafe	300 Lakeside Dr Ste 122	Oakland	CA	94612	
2293	Nido LLC DBA Nido	70 4th St	Oakland	CA	94607	
2294	Nikko's Restaurant	340 23rd Ave	Oakland	CA	94606	

City of Oakland
List of Potential Facilities
FY 2016-2017

Number	Business Name	Businss Address	City	State	Zip Code	SIC
2295	Nilson Bros Garage	2860 38th Ave	Oakland	CA	94619	7530
2296	Nina's Nutritious Cookies	6601 Telegraph Ave	Oakland	CA	94609	
2297	Ninna	4066 Piedmont Ave	Oakland	CA	94611	
2298	Nirvana Delicatessen	1024 Adeline St	Oakland	CA	94607	
2299	Nitelite LLC	2025 Telegraph Ave	Oakland	CA	94612	
2300	NMSO INC.	3400 SAN PABLO AVE	Oakland	CA	94608-4234	
2301	NNF GREWAL LLC	1 AIRPORT DR OFF CT	Oakland	CA	94621-1430	5812001
2302	No business but a personal Hubby of bike sound	414 Pendleton Way	Oakland	CA	94621	
2303	NO NO BURGER	399 ADAMS ST	Oakland	CA	94610-3131	5812001
2304	NO WORRIES	2800 21ST AVE APT 27	Oakland	CA	94606-3429	5812001
2305	NOAHS NEW YORK BAGELS #2102	2060 MOUNTAIN BLVD	Oakland	CA	94611-2816	2051001
2306	Noah's New York Bagels #2180	3351 Lakeshore Ave	Oakland	CA	94610	
2307	Noble Cafe	100 Grand Ave Ste 101	Oakland	CA	94612	
2308	Nomad Cafe	6500 Shattuck Ave	Oakland	CA	94609	
2309	Noodle Theory	6099 Claremont Ave	Oakland	CA	94618	
2310	NOODLE THEORY PROVISIONS	5849 SAN PABLO AVE	Oakland	CA	94608-2315	5812001
2311	NOOR AUTO	3901 SAN LEANDRO ST	Oakland	CA	94601-4039	
2312	NOR CAL SEAFOOD INC	2810 E 7TH ST	Oakland	CA	94601-2130	5099001
2313	NORCAL DINERS DBA BLACK BEAR DINNER	405 HEGENBERGER RD	Oakland	CA	94621-1417	5812001
2314	NorCal Popeye's #9091	1200 Clay St	Oakland	CA	94612	
2315	NORCAL POPEYES #9929	3080 E 9TH ST	Oakland	CA	94601	5812
2316	Norm's Body Shop	1712 Center St	Oakland	CA	94607	7530
2317	NORTH AMERICAN MOTORS	132 98TH AVE	Oakland	CA	94603-1004	
2318	NORTH BAY CAR SALES & RENTAL	1351 92ND AVE	Oakland	CA	94603	7514
2319	NORTH BEACH DELI & CATERING INC	308 JACKSON ST STE 5	Oakland	CA	94607	5810
2320	Northside Supermarket	4505 Market St	Oakland	CA	94608	
2321	NOVA TRUCK REPAIR	9201 RAILROAD AVE	Oakland	CA	94603-1229	
2322	NOVEL BREWING COMPANY	6510 SAN PABLO AVE	Oakland	CA	94608-1236	5813001
2323	Nua Thanh Pham	6528 International Blvd	Oakland	CA	94621	7530
2324	Nude Sushi	6228 Telegraph Ave	Oakland	CA	94609	
2325	NW SHELL INC.	3750 INTERNATIONAL BLVD	Oakland	CA	94601-3526	
2326	O SMOOTHIE	2075 MOUNTAIN BLVD	Oakland	CA	94611-2815	5812001
2327	Oak Knoll Market	7980 Mountain Blvd	Oakland	CA	94605	
2328	OAK KNOLL MEAT AND DELI	4400 KELLER AVE STE 100	Oakland	CA	94605	5812
2329	OAK LEAF KF LLC	2111 FRANKLIN ST	Oakland	CA	94612-3003	5813001
2330	Oak Street Shell	105 5th St	Oakland	CA	94607	
2331	OAK TREE MARKET	1454 HIGH ST	Oakland	CA	94601-4534	

City of Oakland
List of Potential Facilities
FY 2016-2017

Number	Business Name	Businss Address	City	State	Zip Code	SIC
2332	Oakalnd Customs	9305 Railroad Ave	Oakland	CA	94603	7540
2333	OAKLAND ACURA	277 27TH ST	Oakland	CA	94612	5510
2334	OAKLAND AREA BUILDING MATERIALS LP	745 50TH AVE	Oakland	CA	94601-5005	
2335	Oakland Auto Body & Frame	149 11th St	Oakland	CA	94607	7540
2336	Oakland Auto Repair	1158 International Blvd	Oakland	CA	94606	7530
2337	Oakland Auto Tech	1237 39th Ave	Oakland	CA	94601	7530
2338	Oakland Auto Works	240 West MacArthur Blvd	Oakland	CA	94611	7530
2339	Oakland Coffee Shop	1624 International Blvd	Oakland	CA	94606	
2340	OAKLAND COLISEUM FLEA MARKET	5401 COLISEUM WAY	Oakland	CA	94601-5021	5999001
2341	OAKLAND COLLISION CENTER	504 E 10TH ST	Oakland	CA	94606-2830	
2342	OAKLAND COLLISION CENTER INC	295 29TH ST	Oakland	CA	94611-5704	
2343	Oakland Collision Center, Inc.	295 29th St	Oakland	CA	94611	7530
2344	Oakland Collision Truck Painting	600 Mcclary Ave	Oakland	CA	94621	7530
2345	OAKLAND COLOR SERVICE	1224 INTERNATIONAL BLVD	Oakland	CA	94606	5010
2346	OAKLAND CUSTOM CYCLES	6436 FOOTHILL BLVD	Oakland	CA	94605	7530
2347	OAKLAND EXPRESS MARKET	10319 INTERNATIONAL BLVD	Oakland	CA	94603-3219	5411001
2348	OAKLAND EXPRESS SNACK SHOP	10314 INTERNATIONAL BLVD	Oakland	CA	94603	
2349	OAKLAND FRUIT BARS INC	840 5TH AVE	Oakland	CA	94606-2806	
2350	OAKLAND GARDEN SUPPLY	1035 22ND AVE UNIT 19	Oakland	CA	94606	5260
2351	Oakland Grill	301 Franklin St	Oakland	CA	94607	
2352	OAKLAND HALAL MEAT MARKET	3101 TELEGRAPH AVE	Oakland	CA	94609-3217	5421001
2353	Oakland Happy Cafe	723 Webster St	Oakland	CA	94607	
2354	Oakland Import Cars	3200 MacArthur Blvd	Oakland	CA	94602	7530
2355	OAKLAND I-TEA INC.	388 9TH ST STE 125A	Oakland	CA	94607-4287	5812001
2356	OAKLAND KIA /OAKLAND MITSUBISHI	2424/2500 WEBSTER ST	Oakland	CA	94612	5510
2357	OAKLAND KOSHER FOODS, INC,	3419 LAKESHORE AVE	Oakland	CA	94610	5411
2358	Oakland Liquor & Market	1335 E 17th ST	Oakland	CA	94606	
2359	Oakland M&M INC DBA Fast Gas & Mini Mart	5910 MacArthur Blvd	Oakland	CA	94605	
2360	Oakland Market	1000 18th St	Oakland	CA	94607	
2361	OAKLAND MARRIOTT CITY CENTER	1001 BROADWAY	Oakland	CA	94607-4019	5812001
2362	OAKLAND MINI MARKET	378 17TH ST	Oakland	CA	94612-3335	5411001
2363	Oakland Riviera Group LLC	300 29th Ave	Oakland	CA	94601	
2364	Oakland Smog Test Only	132 98th Ave # A	Oakland	CA	94603	7540
2365	Oakland Test Only Smog Center	1204 49th Ave	Oakland	CA	94601	7538
2366	OAKLAND TIRE PROS & SERVICE CENTER	9801 INTERNATIONAL BLVD	Oakland	CA	94603-2511	
2367	Oakland Transmission Service Center	9868 MacArthur Blvd	Oakland	CA	94605	7540
2368	OAKLAND TURTLE	1949 10TH AVE	Oakland	CA	94606-2603	5146001

City of Oakland
List of Potential Facilities
FY 2016-2017

Number	Business Name	Businss Address	City	State	Zip Code	SIC
2369	Oakland Valero Service Center	2225 Telegraph Ave	Oakland	CA	94612	7530
2370	OAKLAND'S CUSTOM CRAFTERS	8410 AMELIA ST	Oakland	CA	94621	7530
2371	Oakport Cafe	7677 Oakport St Ste 150	Oakland	CA	94621	
2372	Oaks Market	10501 Foothill Blvd	Oakland	CA	94605	
2373	Oaktown Market & Liquor	3133 High St	Oakland	CA	94619	
2374	OAKTOWN RAMP LLC	402 15TH ST	Oakland	CA	94612	5812
2375	OAKTOWN SPICE SHOP	546 GRAND AVE	Oakland	CA	94610-3515	
2376	OAKTREE MARKET	1601 28TH AVE	Oakland	CA	94601	5420
2377	OAKTREE MARKET	1627 28TH AVE	Oakland	CA	94601-1613	
2378	Oasis	135 12th St	Oakland	CA	94607	
2379	Oasis BBQ & Grill/Donut Star	3060 E 9th St Ste D	Oakland	CA	94601	
2380	OASIS FOOD MARKET INC	3045 TELEGRAPH AVE	Oakland	CA	94609	5810
2381	OASIS GLASS	5443 SHATTUCK AVE	Oakland	CA	94609-1620	7536001
2382	Oasis Restaurant & Bar	135 12th St	Oakland	CA	94607	
2383	Oasis Store #611	1800 Harrison St Lbby	Oakland	CA	94612	
2384	Obelisco	3411 12th St Suite 110	Oakland	CA	94601	
2385	OBS COFFEE SHOP	729 WASHINGTON ST	Oakland	CA	94607-3924	5812001
2386	Ob's Coffee Shop	729 Washington St	Oakland	CA	94607	
2387	Ocean Fish & Chicken	10151 Foothill Blvd	Oakland	CA	94605	
2388	OCEAN ONE SEAFOOD COMPANY INC.	2800 E 7TH ST	Oakland	CA	94601-2130	5149001
2389	Off The Hook Seafood	2432 Telegraph Ave	Oakland	CA	94612	
2390	OFF THE HOOK SEAFOOD & SUPER BURRITO #20	2270 Telegraph Ave	Oakland	CA	94612	
2391	Off The Hook Seafood & Super Burrito #20	7312 MacArthur Blvd	Oakland	CA	94605	
2392	Official Smog Check Test Only	645 85th Ave	Oakland	CA	94621	
2393	Ohgane Restaurant	3915 Broadway	Oakland	CA	94611	
2394	Oil Changers	3418 Park Blvd	Oakland	CA	94610	7540
2395	Oil Changers	640 W Grand Ave	Oakland	CA	94612	7540
2396	OK MARKET	7994 MACARTHUR BLVD	Oakland	CA	94605-3519	
2397	OKL INC	6125 TELEGRAPH AVE	Oakland	CA	94609-1324	
2398	Oi Yeller Cafe N Market	2708 98th St	Oakland	CA	94605	
2399	Old Brooklyn bagels & Deli	6000 College Ave	Oakland	CA	94618	
2400	OLD BROOKLYN CAFE & BAKERY	2228 BROADWAY	Oakland	CA	94612	5812
2401	Old Gingerbread House	721 5th St	Oakland	CA	94607	
2402	OLD KAN BEER & COMPANY	95 LINDEN ST STE 11	Oakland	CA	94607-2526	5812001
2403	Old Weang Ping Village	6217 MacArthur Blvd	Oakland	CA	94605	
2404	Ole Ole Burrito Express	588 14th St	Oakland	CA	94612	
2405	Ole Ole Burrito Express	2216 MacArthur Blvd	Oakland	CA	94602	

City of Oakland
List of Potential Facilities
FY 2016-2017

Number	Business Name	Businss Address	City	State	Zip Code	SIC
2406	Oliveto Cafe Restaurant	5655 College Ave	Oakland	CA	94618	
2407	Ollie's	10151 Foothill Blvd # 1/2	Oakland	CA	94605	
2408	Olufe	2022 Telegraph Ave	Oakland	CA	94612	
2409	OLUND'S DOMESTIC & MERCEDES BENZ SALES	469 25TH ST	Oakland	CA	94612	5510
2410	On A Roll	587 15th St	Oakland	CA	94612	
2411	ON LUCK RESTAURANT	2045 FOOTHILL BLVD	Oakland	CA	94606-4621	5812001
2412	ON ON FOOD COMPANY	1130 5TH AVE	Oakland	CA	94606-2834	
2413	ON TIME AUTO GLASS	2830 INTERNATIONAL BLVD APT 102	Oakland	CA	94601	7540
2414	ON TIME AUTO GLASS	2700 INTERNATIONAL BLVD STE 10	Oakland	CA	94601-1520	
2415	ONE FAM DBA 7TH ST CAFE & COFFEE	1612 7TH ST	Oakland	CA	94607-1314	5812001
2416	ONE PLANET FOOD LLC	3033 MACARTHUR BLVD	Oakland	CA	94602-3211	2023001
2417	ONE STOP AUTO PARTS	6040 SAN PABLO AVE	Oakland	CA	94608	5530
2418	One Stop Automotive & Collision Center	1021 45th Ave	Oakland	CA	94601	7530
2419	ONE STOP LIQUORS & GROCERIES	8400 INTERNATIONAL BLVD	Oakland	CA	94621	
2420	ONE TOYOTA OF OAKLAND	8181 OAKPORT ST	Oakland	CA	94621-2025	
2421	Oni Sushi, Inc.	6100 La Salle Ave	Oakland	CA	94611	
2422	Opd Snack Bar	455 7th St	Oakland	CA	94607	
2423	OPEN	406 15TH ST	Oakland	CA	94612-2802	5812001
2424	OPEN COMMUNITY CAR WASH & DETAIL	8700 INTERNATIONAL BLVD	Oakland	CA	94621-1554	7542001
2425	OR HOK INVESTMENT INC	3943 PIEDMONT AVE	Oakland	CA	94611-5351	5812036
2426	O'REILLY AUTO PARTS #2602	4200 MACARTHUR BLVD	Oakland	CA	94619	5530
2427	O'REILLY AUTO PARTS #2829	3232 FOOTHILL BLVD	Oakland	CA	94601	5530
2428	O'REILLY AUTO PARTS #2910	4400 BROADWAY	Oakland	CA	94611	5530
2429	O'REILLY AUTO PARTS #3473	4240 INTERNATIONAL BLVD	Oakland	CA	94601	5530
2430	Organic Choice	175 98th Ave	Oakland	CA	94603	
2431	ORGANIC MAMA	1089 26TH ST APT 205	Oakland	CA	94607-2935	5812001
2432	Oriental BBQ Town	6101 Telegraph Ave	Oakland	CA	94609	
2433	Orlando Market	2940 Linden St	Oakland	CA	94608	
2434	ORTIZ TIRES & WHEELS	8001 INTERNATIONAL BLVD	Oakland	CA	94621-2478	
2435	Osmanthus	6048 College Ave	Oakland	CA	94618	
2436	OTAEZ AT AIRPORT,LLC	1 AIRPORT DR STE 2	Oakland	CA	94621-1431	5812001
2437	Otaez Mexicatessen, Inc.	3872 International Blvd	Oakland	CA	94601	
2438	Our Place Restaurant	2123 Franklin St	Oakland	CA	94612	
2439	OVATIONS FANFARE LP	7000 COLISEUM WAY	Oakland	CA	94621-1917	5812001
2440	OVERLAND BAR & GRILL	101 BROADWAY	Oakland	CA	94607	5810
2441	OVO TAVERN & EATERY	5319 MARTIN LUTHER KING JR WAY	Oakland	CA	94609	5800
2442	Ozumo Oakland LLC	2251 Broadway	Oakland	CA	94612	

City of Oakland
List of Potential Facilities
FY 2016-2017

Number	Business Name	Businss Address	City	State	Zip Code	SIC
2443	P & M Market	1405 34TH St	Oakland	CA	94608	
2444	P & P BUMPER REPAIR	3720 FOOTHILL BLVD	Oakland	CA	94601-3630	
2445	Pachanga Auto Window Tinting	1125 87th Ave	Oakland	CA	94621	7540
2446	PACHAS DBA KAMDESH AFGHAN CUISINE	332 14TH ST	Oakland	CA	94612-3907	5812001
2447	PACHIS HOT DOGS	6115 E 17TH ST	Oakland	CA	94621-4107	5812001
2448	Pacific Auto Electric	958 E 12th St	Oakland	CA	94606	7530
2449	Pacific Coast Brewing Company	906 Washington St	Oakland	CA	94607	
2450	Pacific Collision , LLC	98 Hegenberger Loop	Oakland	CA	94621	7539
2451	PACIFIC COLLISION LLC	98 HEGENBERGER LOOP	Oakland	CA	94621-1324	7539001
2452	PACIFIC RIM PRODUCE	202 FRANKLIN ST	Oakland	CA	94607-3836	
2453	Pagarung Thai Cuisine	6200 Antioch St	Oakland	CA	94611	
2454	PAKXE LLC DBA 3000 BROADWAY RESTAURANT	3000 BROADWAY	Oakland	CA	94611	5812
2455	Panaderia El Pueblo	10228 International Blvd	Oakland	CA	94603	
2456	PANAMA BAY COFFEE	3701 BROADWAY	Oakland	CA	94611	5812
2457	PANAMA BAY COFFEE COMPANY	3801 HOWE ST	Oakland	CA	94611-5312	5812001
2458	Panda Express #1022	8333 Oakport St	Oakland	CA	94621	
2459	Panda Express #1330	500 12th St # B132	Oakland	CA	94607	
2460	PANDA KITCHEN	138 14TH ST	Oakland	CA	94612	5812
2461	PANERA BREAD LLC #1508	1525 40TH AVE	Oakland	CA	94601-4131	5812001
2462	Papa Joe's	900 Fallon St	Oakland	CA	94607	
2463	PAPA JOHN	3301 E 12TH ST STE 117	Oakland	CA	94601-2943	
2464	PAPA JOHNS	5412 SAN PABLO AVE B	Oakland	CA	94608-3008	5812036
2465	Papa Johns Pizza, Inc.	3301 E 12th St Ste 117	Oakland	CA	94601	
2466	Papa V. Auto Detail Mobile	5439 Bancroft Ave Apt 4	Oakland	CA	94601	7540
2467	Paradise Grill	6638 Bancroft Ave	Oakland	CA	94605	
2468	PARADISE PARK CAFE	6334 SAN PABLO AVE	Oakland	CA	94608-1232	
2469	Paradiso Lounge	2272 Telegraph Ave	Oakland	CA	94612	
2470	PARAMOUNT LIQUOR	2045 FOOTHILL BLVD	Oakland	CA	94606	
2471	PARK BURGER	4218 PARK BLVD	Oakland	CA	94602-1312	5812001
2472	PARK GAS AND FOOD	1395 7TH ST	Oakland	CA	94607	5540
2473	PARK LIQUORS	828 FRANKLIN ST	Oakland	CA	94607-4202	
2474	PARK WAY DRIVE IN	500 LAKE PARK AVE	Oakland	CA	94610-2732	
2475	PARKSMART INC	500 LAKE PARK AVE	Oakland	CA	94610-2732	
2476	Parkway Lounge	1850 Park Blvd	Oakland	CA	94606	
2477	PARLOUR	357 19TH ST	Oakland	CA	94612	5810
2478	PARRAS RESTAURANT	3284 INTERNATIONAL BLVD	Oakland	CA	94601-2904	5812001
2479	PART RESTORATION AUTOS	900 39TH AVE	Oakland	CA	94601	7530

City of Oakland
List of Potential Facilities
FY 2016-2017

Number	Business Name	Businss Address	City	State	Zip Code	SIC
2480	PASKA BAKERY	2370 TELEGRAPH AVE	Oakland	CA	94612-2421	
2481	Pasta Pomodoro	5500 College Ave	Oakland	CA	94618	
2482	Pastino's Pasta & Pizza	4207 Park Blvd	Oakland	CA	94602	
2483	PATTY'S & BUNS BURGER	2852 MOUNTAIN BLVD	Oakland	CA	94602-2662	5812036
2484	PAUL BLANCOS GOOD CAR COMPANY OAKLAND	7201 OAKPORT ST	Oakland	CA	94621-1949	
2485	PAULAS FOOD	9337 INTERNATIONAL BLVD	Oakland	CA	94603-1403	
2486	PC Auto Detail	450 International Blvd	Oakland	CA	94606	7540
2487	Pearl Of Siam Restaurant	5498 College Ave	Oakland	CA	94618	
2488	PEERLESS COFFEE COMPANY, INC.	260 OAK ST	Oakland	CA	94607-4512	5149001
2489	PEETS COFFEE & TEA	1 AIRPORT DR STE 8	Oakland	CA	94621-1431	5812001
2490	PEETS COFFEE & TEA	1111 BROADWAY	Oakland	CA	94607-4139	5812001
2491	PEETS COFFEE & TEA	5095 TELEGRAPH AVE STE 1	Oakland	CA	94609-2066	5812001
2492	Peet's Coffee & Tea	2066 Antioch Ct	Oakland	CA	94611	
2493	Peet's Coffee & Tea	3401 Fruitvale Ave	Oakland	CA	94602	
2494	Peet's Coffee & Tea	1111 Broadway	Oakland	CA	94607	
2495	Peet's Coffee & Tea	3258 Lakeshore Ave	Oakland	CA	94610	
2496	Peet's Coffee & Tea	5095 Telegraph Ave Ste 1	Oakland	CA	94609	
2497	PEETS COFFEE & TEA INC	4050 PIEDMONT AVE	Oakland	CA	94611-5221	
2498	PEETS COFFEE AND TEA	2066 ANTIOCH CT	Oakland	CA	94611-2914	5812001
2499	PEETS COFFEE AND TEA	3258 LAKESHORE AVE	Oakland	CA	94610-2720	5812001
2500	PEID INC DBA CREPEVINE	4184 PIEDMONT AVE STE E	Oakland	CA	94611-5174	5812001
2501	PENAS BAKERY	3355 FOOTHILL BLVD	Oakland	CA	94601-3114	2051001
2502	PENAS BAKERY II	3912 INTERNATIONAL BLVD	Oakland	CA	94601-4012	2051001
2503	PENAS BAKERY II PASTELERIA	3924 INTERNATIONAL BLVD	Oakland	CA	94601-4012	2051001
2504	PENNINSULA COLOR SERVICE	1062 45TH AVE	Oakland	CA	94601	5530
2505	Penny Saver Market & Liquor	4800 Foothill Blvd	Oakland	CA	94601	
2506	Pennzoil Speed Oil Change Center	2 Hegenberger Rd	Oakland	CA	94621	7540
2507	PENROSE & SONS FINE MEATS & SPIRITS	3311 GRAND AVE	Oakland	CA	94610-2738	
2508	PEONY SEAFOOD RESTAURANT	388 9TH ST STE 288	Oakland	CA	94607	5812
2509	PEOPLES CAR WASH AND AUTO DETAIL, LLC	3314 SAN PABLO AVE	Oakland	CA	94608-4232	
2510	PEOPLES GROCERY INC	909 7TH ST	Oakland	CA	94607-3101	5411001
2511	PEOPLES KITCHEN COLLECTIVE LLC	1615 8TH ST	Oakland	CA	94607-1354	5812001
2512	PEPPLES DONUTS	6037 SAN PABLO AVE	Oakland	CA	94608	
2513	Pepples Donuts	5422 San Pablo Ave	Oakland	CA	94608	
2514	Peps Auto Window Tinting	1216 87th Ave	Oakland	CA	94621	7540
2515	Performance Auto Body Center	635 E 12th St	Oakland	CA	94606	7530
2516	Performance Options	1009 7th St	Oakland	CA	94607	7538

City of Oakland
List of Potential Facilities
FY 2016-2017

Number	Business Name	Businss Address	City	State	Zip Code	SIC
2517	PERLE	2058 MOUNTAIN BLVD	Oakland	CA	94611-2816	5812036
2518	PET FOOD EXPRESS	6398 TELEGRAPH AVE	Oakland	CA	94609	5999
2519	PET NAT LLC DBA THE PUNCHDOWN	1737 BROADWAY	Oakland	CA	94612	5812
2520	Pete's Market	6243 Avenal Ave	Oakland	CA	94605	
2521	PG Auto Body & Repair & Detailing	450 International Blvd	Oakland	CA	94606	7530
2522	PH55 GAS & MINI MART	5131 SHATTUCK AVE	Oakland	CA	94609-2008	5411001
2523	PHALANGES LLC DBA SUYA AFRICAN CARIBBEAN GRILL	408 22ND ST	Oakland	CA	94612	5812
2524	PHAT BOYZ CAR AUDIO	4430 INTERNATIONAL BLVD	Oakland	CA	94601	5530
2525	Phat Matt's BBQ	3415 Telegraph Ave	Oakland	CA	94609	
2526	PHILLYS CHEESESTEAK & MORE LLC	2293 INTERNATIONAL BLVD	Oakland	CA	94606-5003	5812001
2527	PHILZ COFFEE INC.	6310 COLLEGE AVE	Oakland	CA	94618	5812
2528	Phnom Penh House	251 8th St	Oakland	CA	94607	
2529	Phnom Penh Restaurant	3912 MacArthur Blvd	Oakland	CA	94619	
2530	Pho Ao Sen	1139 E 12th St	Oakland	CA	94606	
2531	Pho Hiep Hung	401 International Blvd	Oakland	CA	94606	
2532	Pho Hoa Lao	720 International Blvd	Oakland	CA	94606	
2533	Pho Hoa Lao II	333 10th St	Oakland	CA	94607	
2534	PHO HUYNH HIEP I, INC	1402 E 12th St	Oakland	CA	94606	
2535	Pho King Restaurant	638 International Blvd	Oakland	CA	94606	
2536	Pho Oakland I	807 E 12th St	Oakland	CA	94606	
2537	Pho Thanh Hung	2211 International Blvd	Oakland	CA	94606	
2538	PHO VY VIETNAMESE CUISINE	401 INTERNATIONAL BLVD	Oakland	CA	94606-2314	5812001
2539	PHOENIX CHINESE RESTAURANT	328 14TH ST	Oakland	CA	94612-3907	
2540	PHONG KEE ROASTED PEANUT CO	5730 INTERNATIONAL BLVD	Oakland	CA	94621-4227	5159001
2541	Phuong Lam Huynh	8470 Pardee Dr	Oakland	CA	94621	
2542	Phuong Nam Resturant	1615 Clay St	Oakland	CA	94612	
2543	PIADANAU	5401 COLISEUM WAY	Oakland	CA	94601-5021	5999001
2544	Pican Restaurant	2295 Broadway	Oakland	CA	94612	
2545	Pico Paco Tacqueria	4911 Telegraph Ave	Oakland	CA	94609	
2546	Piedmont Auto Service/ Truck Rental	100 MacArthur Blvd	Oakland	CA	94610	7530
2547	Piedmont Avenue Bar & Grill	4184 Piedmont Ave	Oakland	CA	94611	
2548	Piedmont Cafe	4054 Piedmont Ave	Oakland	CA	94611	
2549	PIEDMONT GROCERY CO	4038 PIEDMONT AVE	Oakland	CA	94611-5209	
2550	PIEOLOGY PIZZERIA	5132 BROADWAY STE C-102	Oakland	CA	94611-4620	5812001
2551	PIETISSERIE, LLC	1605 2ND AVE	Oakland	CA	94606-1713	
2552	Pill Hill Deli	400 30th St	Oakland	CA	94609	
2553	PINK BUBBLES CAR WASH	5815 MARKET ST	Oakland	CA	94608	7540

City of Oakland
List of Potential Facilities
FY 2016-2017

Number	Business Name	Businss Address	City	State	Zip Code	SIC
2554	PIOUS PETROLEUM LLC	4280 FOOTHILL BLVD	Oakland	CA	94601-4644	
2555	Pipirin	3334 International Blvd	Oakland	CA	94601	
2556	Pittstop Auto	2211 Union St	Oakland	CA	94607	7530
2557	Pizza City	2935 Foothill Blvd Ste A	Oakland	CA	94601	
2558	Pizza Guys #172	3522 Foothill Blvd	Oakland	CA	94601	
2559	Pizza Hut	2603 Fruitvale Ave	Oakland	CA	94601	
2560	Pizza Hut	6431 Shattuck Ave	Oakland	CA	94609	
2561	PIZZA LOVE	900 MARKET ST STE E	Oakland	CA	94607	5812
2562	PIZZA MATADOR	3110 35TH AVE	Oakland	CA	94619-1208	5812001
2563	Pizza Nation	4919 Telegraph Ave	Oakland	CA	94609	
2564	Pizza Pazza	3905 Piedmont Ave	Oakland	CA	94611	
2565	Pizza Politana	2025 Telegraph Ave	Oakland	CA	94612	
2566	Pizza Rustica	5422 College Ave	Oakland	CA	94618	
2567	Pizzailo	5008 Telegraph Ave	Oakland	CA	94609	
2568	PL TRADING INC	1013 HARRISON ST STE 211	Oakland	CA	94607-4457	5261001
2569	PLANET WASH AND DETAIL, LLC	1020 HIGH ST	Oakland	CA	94601-4407	7542001
2570	PLANK	98 BROADWAY	Oakland	CA	94607	5800
2571	PLATE CRAFT CATERING	372 24TH ST	Oakland	CA	94612-3125	5812001
2572	PLATINUM CUSTOM MOTORCYCLES	1341 50TH AVE APT A	Oakland	CA	94601-5134	
2573	Play Cafe LLC	4400 Keller Ave # 410	Oakland	CA	94605	
2574	Playa Azul	2818 International Blvd	Oakland	CA	94601	
2575	Plaza Grill	150 Hegenberger Rd	Oakland	CA	94621	
2576	PLENTY	1825 SAN PABLO AVE STE 1A	Oakland	CA	94612-1517	5812001
2577	PLINE AUTOMOTIVE GLASS	1207 73RD AVE	Oakland	CA	94621-2903	7536001
2578	Plum Bar	2216 Broadway	Oakland	CA	94612	
2579	Plum Food & Drink LLC	2214 Broadway	Oakland	CA	94612	
2580	Pop Art Bake Shop	2307 International Blvd	Oakland	CA	94601	
2581	Popeyes Fried Chicken	7007 International Blvd	Oakland	CA	94621	
2582	Popular Market	1088 98th Ave	Oakland	CA	94603	
2583	Porboys, Inc.	3640 E 9th St	Oakland	CA	94601	7530
2584	Port Coffee, LLC	2240 Wake Ave	Oakland	CA	94607	
2585	PORT COFFEE, LLC	10 BURMA RD	Oakland	CA	94607-1010	5812001
2586	Portal	1611 2nd Ave	Oakland	CA	94606	
2587	Portofino Cafe	3936 Telegraph Ave	Oakland	CA	94609	
2588	PORTWOOD SHELL	820 PORTWOOD AVE	Oakland	CA	94601-1452	
2589	POWERED BY PORK, LLC	344 THOMAS L BERKLEY WAY STE 310	Oakland	CA	94612-3577	5812001
2590	PRATHER RANCH MEAT COMPANY	700 JULIE ANN WAY	Oakland	CA	94621-4038	

City of Oakland
List of Potential Facilities
FY 2016-2017

Number	Business Name	Businss Address	City	State	Zip Code	SIC
2591	Precious Catering Service Etal	2988 El Monte Ave	Oakland	CA	94605	
2592	PRECISION AUTO SERVICE CENTER LLC	4045 BROADWAY	Oakland	CA	94611	7500
2593	Precision Motors	3068 Broadway	Oakland	CA	94611	7530
2594	PREFERRED MEATS, INC	700 JULIE ANN WAY	Oakland	CA	94621-4038	
2595	PREMIER AUTOMOTIVE OF OAKLAND PAH, LLC DBA PREMIER HYU	2820 BROADWAY	Oakland	CA	94611	5500
2596	Premier Nissan Infiniti Of Oakland	2735 Broadway	Oakland	CA	94612	7530
2597	PRETTY DOG HOT SAUCE, LLC	3838 TELEGRAPH AVE	Oakland	CA	94609-2420	
2598	Pretty Lady Restaurant	1733 Peralta St	Oakland	CA	94607	
2599	Prickly Pig	5439 Claremont Ave	Oakland	CA	94618	
2600	Primavera	4800 Broadway # A	Oakland	CA	94611	
2601	Prime Spot	3417 Grand Ave	Oakland	CA	94610	
2602	Primos Caffè	2117 Franklin St	Oakland	CA	94612	
2603	Primos Market	4730 International Blvd	Oakland	CA	94601	
2604	Primos Smog	2520 Uit B West St	Oakland	CA	94601	7540
2605	Pro Lube	6301 San Pablo Ave	Oakland	CA	94608	7530
2606	Pro Speed Auto Body	1410 31st Ave	Oakland	CA	94601	7530
2607	PRODEJAY AUTO STYLES	4721 TIDEWATER AVE STE F	Oakland	CA	94601	5530
2608	PRODUCE PRO	2314 SAN PABLO AVE	Oakland	CA	94612-1137	
2609	Professional Film Installations	2578 West St	Oakland	CA	94612	7540
2610	PROOF - OAKLANDS BOTTLE SHOP	45 GRAND AVE	Oakland	CA	94612-3727	5813001
2611	PROPEL FUELS INC	350 GRAND AVE	Oakland	CA	94610	
2612	Proper Pantry LLC	202 2nd St	Oakland	CA	94607	
2613	Prospect Park Sandwiches	1633 Broadway	Oakland	CA	94612	
2614	Psalms 91 Coffee House, Inc.	1940 Union St Ste 22	Oakland	CA	94607	
2615	Punchdown	2212 Broadway	Oakland	CA	94612	
2616	PUPUSAS COJUTE	10100 INTERNATIONAL BLVD	Oakland	CA	94603-3204	
2617	PUPUSERIA GABRIELA	4729 INTERNATIONAL BLVD	Oakland	CA	94601-5209	5812001
2618	Pupuseria Lupita	3340 Foothill Blvd	Oakland	CA	94601	
2619	PURE CATERING	1831 8TH AVE	Oakland	CA	94606-2514	5812001
2620	Pure Natural Cafe	367 17th St	Oakland	CA	94612	
2621	Purple Pepper Pizza	4496 Broadway	Oakland	CA	94611	
2622	Pyeong Chang Tofu House, Inc.	4701 Telegraph Ave	Oakland	CA	94609	
2623	PYRAMIDS	3100 HIGH ST	Oakland	CA	94619-1810	5812001
2624	Q & S Market	1524 100th Ave	Oakland	CA	94603	
2625	Q Smog Check Test Only	5130 International Blvd	Oakland	CA	94601	7540
2626	Qi Dumpling Lounge	3300 GRAND AVE	Oakland	CA	94610-2737	
2627	Quality Auto Service, Inc.	1200 E 12th St	Oakland	CA	94606	7530

City of Oakland
List of Potential Facilities
FY 2016-2017

Number	Business Name	Businss Address	City	State	Zip Code	SIC
2628	Quality Body & Fender 2	2822 Martin Luther King Jr Way	Oakland	CA	94609	7530
2629	Quality Donut	6860 Sunkist Dr	Oakland	CA	94605	
2630	Quality Fine Food	3145 West St	Oakland	CA	94608	
2631	QUALITY TECH AUTOMOTIVE INC	1238 16TH AVE	Oakland	CA	94606	7540
2632	Quality Tech Automotive, Inc.	1235 16th Ave	Oakland	CA	94606	7530
2633	Quality Tech Whole Sales Transmission	1421 17th Ave	Oakland	CA	94606	7530
2634	QUARTER POUND GIANT BURGER #3	2055 MACARTHUR BLVD	Oakland	CA	94602	5812
2635	QUE HUONG SUPERMARKET	950 INTERNATIONAL BLVD	Oakland	CA	94606-3728	
2636	QUELITE	4559 INTERNATIONAL BLVD	Oakland	CA	94601-4506	5812001
2637	QUI AUTO REPAIR INC	3755 FOOTHILL BLVD	Oakland	CA	94601-3629	
2638	Quick Bite	1511 Franklin St	Oakland	CA	94612	
2639	QUICK FOOD & GAS	3810 BROADWAY	Oakland	CA	94611-5616	
2640	Quick Shine	9765 Mountain Blvd	Oakland	CA	94605	7540
2641	QUICK STOP MARKET #9051	3130 35th Ave	Oakland	CA	94619	
2642	Quickly	328 10th St # 119	Oakland	CA	94607	
2643	Quickly Cafe - Historic Oakland LLC	517 8th St	Oakland	CA	94607	
2644	QUICKLY-EAST OAKLAND	609 E 12TH ST	Oakland	CA	94606	5810
2645	QUICKLY-LAKESHORE	3306 LAKESHORE AVE	Oakland	CA	94610-2306	5812001
2646	QUIK MARKET #56 (RETAIL SALES)	3132 BEAUMONT AVE	Oakland	CA	94602-1047	
2647	Quik Smog & Repair	3725 San Leandro St	Oakland	CA	94601	7530
2648	QUIK SMOG AND REPAIR	3725 SAN LEANDRO ST	Oakland	CA	94601-4024	
2649	QUIK STOP GAS	3130 35TH AVE	Oakland	CA	94619-1208	
2650	QUIK STOP GAS	3132 BEAUMONT AVE	Oakland	CA	94602-1047	
2651	QUIK STOP GAS	66 MACARTHUR BLVD	Oakland	CA	94610-1336	
2652	QUIK STOP GAS	2400 FRUITVALE AVE	Oakland	CA	94601-2502	
2653	Quik Stop Market #52	401 Merritt Ave	Oakland	CA	94610	
2654	Quik Stop Market #56	3132 Beaumont Ave	Oakland	CA	94602	
2655	Quik Stop Market #67	2400 Fruitvale Ave	Oakland	CA	94601	
2656	QUIK STOP MARKET NO 52	401 MERRITT AVE	Oakland	CA	94610-5110	5411001
2657	QUIK STOP NO 3	66 MacArthur Blvd	Oakland	CA	94610	
2658	QUINN'S LIGHTHOUSE RESTAURANT	51 EMBARCADERO CV	Oakland	CA	94606	5812
2659	Quizno's	1200 Clay St Ste 150	Oakland	CA	94612	
2660	Quizno's #13324	2101 Webster St Ste 170	Oakland	CA	94612	
2661	QUIZNOS SUBS #6116	8450 EDGEWATER DR STE C	Oakland	CA	94621-1484	5812001
2662	QULTURE COLLECTIVE	1714 FRANKLIN ST STE 102	Oakland	CA	94612-3488	5812001
2663	R & B BUMPERS REPAIR	8925 SAN LEANDRO ST BLDG B	Oakland	CA	94621-1201	7539001
2664	R & G Motorsport	1319 Foothill Pl	Oakland	CA	94606	7530

City of Oakland
List of Potential Facilities
FY 2016-2017

Number	Business Name	Businss Address	City	State	Zip Code	SIC
2665	R & M ENTERPRISES	5401 COLISEUM WAY	Oakland	CA	94601-5021	5999001
2666	R & R SUSHI & BOWLS	4151 PIEDMONT AVE	Oakland	CA	94611-5109	5812001
2667	R & S Auto Body Shop	1640 E 12th St	Oakland	CA	94606	7539
2668	R & U BBQ	6018 MACARTHUR BLVD	Oakland	CA	94605	5812
2669	R AND B RUMMAGE	5401 COLISEUM WAY	Oakland	CA	94601-5021	5999001
2670	R H AUTO REPAIR	5315 SAN PABLO AVE	Oakland	CA	94608	7530
2671	R S Truck Repair Mobile Services	277 Athol Ave Apt 1	Oakland	CA	94606	7530
2672	R&C AUTO SALES	4200P INTERNATIONAL BLVD	Oakland	CA	94601	5510
2673	RAAZA KWICK WAY AND DELI	6225 INTERNATIONAL BLVD	Oakland	CA	94621	5410
2674	Radiator Engineer, Inc.	4000 International Blvd	Oakland	CA	94601	7530
2675	Rae's Confection & Catering LLC	4171 MacArthur Blvd	Oakland	CA	94619	
2676	Rag Entertainment	492 9th St	Oakland	CA	94607	
2677	Railroad Stop Deli	1210 26th St	Oakland	CA	94607	
2678	Rainbow Cafe LLC	725 International Blvd	Oakland	CA	94606	
2679	RAINBOW ITALIAN ICE	40 WOODCLIFF CT	Oakland	CA	94605-5332	5812001
2680	Rakha Auto Repair Workshop	905 77th Ave	Oakland	CA	94621	7530
2681	Ramen Shop	5812 College Ave	Oakland	CA	94618	
2682	RAMOS DISTRIBUTORS, INC.	3943 MAGEE AVE	Oakland	CA	94619-1436	5411001
2683	RANCHO MARKET	1950 FRUITVALE AVE	Oakland	CA	94601-2413	5411001
2684	Rang Dong Restaurant	724 Webster St	Oakland	CA	94607	
2685	Rapture Coffee Lounge DBA Java House	420 14th St	Oakland	CA	94601	
2686	Rasdashen	5831 Telegraph Ave	Oakland	CA	94609	
2687	RASPADOS Y FRUTAS PIO	4559 INTERNATIONAL BLVD	Oakland	CA	94601-4506	5812001
2688	RAWR COFFEE BAR	2869 BROADWAY ST	Oakland	CA	OAKLAND CA 946	5149001
2689	Razzo's	4312 MacArthur Blvd	Oakland	CA	94619	
2690	RCI PRODUCE	409 2ND ST	Oakland	CA	94607	5148
2691	Rd Restaurants LLC DBA Red Door Pizza	5942 San Pablo Ave	Oakland	CA	94608	
2692	REAL DEAL AUTO SALES LLC	4533 INTERNATIONAL BLVD	Oakland	CA	94601	5510
2693	REAL FOODIE	4138 GREGORY ST	Oakland	CA	94619-2237	5813001
2694	RED BAY COFFEE	45 GRAND AVE	Oakland	CA	94612	5810
2695	Red Buffalo	2935 Market St	Oakland	CA	94608	
2696	Red Line Auto Glass	2300 Market St Ste C	Oakland	CA	94607	7530
2697	Red Sea Restaurant	5200 Claremont Ave	Oakland	CA	94618	
2698	Red Snack Bar	10960 International Blvd	Oakland	CA	94603	
2699	Redpepper Mexican American Food	5324 Foothill Blvd	Oakland	CA	94601	
2700	Reeds Mobile Maintenance	1414 16th St # A	Oakland	CA	94607	7540
2701	REEM'S CALIFORNIA LLC	3301 E 12TH ST 133	Oakland	CA	94601-2943	5812036

City of Oakland
List of Potential Facilities
FY 2016-2017

Number	Business Name	Businss Address	City	State	Zip Code	SIC
2702	REINA'S RESTAURANT	9102 INTERNATIONAL BLVD	Oakland	CA	94603	5812
2703	RENAISSANCE CULINARY PARTNERS, LLC	101 BROADWAY STE 224	Oakland	CA	94607	5810
2704	RENAISSANCE SPECIALTY CAKES AND DESSERTS	500 12TH ST	Oakland	CA	94607-4076	
2705	Restaurant & Taqueria Mar Y Tierra	3411 E 12th St Ste 110	Oakland	CA	94601	
2706	Restaurant 4 Caminos	3800 San Leandro St	Oakland	CA	94601	
2707	Restaurant Chu	5362 College Ave	Oakland	CA	94618	
2708	Restaurante Dona Tomas	5004 Telegraph Ave	Oakland	CA	94609	
2709	Restaurante El Milagro	7130 International Blvd	Oakland	CA	94621	
2710	RESTAURANTE LA GRAN CHIQUITA	3503 INTERNATIONAL BLVD	Oakland	CA	94601-3521	
2711	Resturant 388	388 Grand Ave	Oakland	CA	94610	
2712	REVOLVE CAFE & JUICE BAR	1714 FRANKLIN ST	Oakland	CA	94612-3488	5812001
2713	Rex Market	8733 D St	Oakland	CA	94621	
2714	RHIZOCALI	1309 CENTER ST	Oakland	CA	94607-2011	5812001
2715	Ricardo's Custom Auto Service	1237 40th Ave	Oakland	CA	94601	7540
2716	RICAS AUTO	1924 99TH AVE	Oakland	CA	94603-2734	7539001
2717	RICO PAN BAKERY CO	8830 INTERNATIONAL BLVD	Oakland	CA	94621-1102	2051001
2718	RICO'S HI-LIFE	400 15th St	Oakland	CA	94612	
2719	Rikyu Japanese Restaurant	5335 College Ave	Oakland	CA	94618	
2720	Rimy Mediterranean Grocery & Grill	900 Market St Ste B	Oakland	CA	94607	
2721	RINEHART OIL INC. DBA: RINO-PACIFIC	1107 5TH ST	Oakland	CA	94607-2514	
2722	Rio California	1233 Preservation Park Way	Oakland	CA	94612	
2723	RISE N SHINE MOTORCYCLE DETAIL	429 VERNON ST APT 1	Oakland	CA	94610-2974	
2724	Rising Loafer Cafe & Bakery	130 Frank H Ogawa Plz	Oakland	CA	94612	
2725	RITE AID #5952	1991 MOUNTAIN BLVD	Oakland	CA	94611-2812	5912001
2726	RITE AID #6212	1400 BROADWAY	Oakland	CA	94612-2004	5912001
2727	River Nile Market	3105 Telegraph Ave	Oakland	CA	94609	
2728	Rivers Enterprises/C W's Homestyle Cater	4247 Mountain View Ave	Oakland	CA	94605	
2729	Roan Auto Repair Services	1100 57th Ave	Oakland	CA	94621	7530
2730	ROBERTO TRUCK REPAIR	8255 SAN LEANDRO ST	Oakland	CA	94621-1904	
2731	Robinson Automotive Service Center	10948 San Leandro St	Oakland	CA	94603	7530
2732	Rockin' Crawfish	211 Foothill Blvd Ste B	Oakland	CA	94606	
2733	Rockridge Cafe	5492 College Ave	Oakland	CA	94618	
2734	ROCKRIDGE IMPROVEMENT CLUB	5515 COLLEGE AVE	Oakland	CA	94618-1538	5812001
2735	ROCKRIDGE TWO WHEELS	5291 COLLEGE AVE	Oakland	CA	94618	5510
2736	Rocky's Market	1440 Leimert Blvd	Oakland	CA	94602	
2737	Roderick's	7506 Circle Hill Dr	Oakland	CA	94605	
2738	ROGER'S AUTOWORKS	3022 BROADWAY	Oakland	CA	94611	7500

City of Oakland
List of Potential Facilities
FY 2016-2017

Number	Business Name	Businss Address	City	State	Zip Code	SIC
2739	Rolling Dunes Crepe House	3331 Lakeshore Ave	Oakland	CA	94610	
2740	ROLLING SLOANES BAKERY	454 37TH ST LOWR LEVEL	Oakland	CA	94609-2813	5812001
2741	Rolls Royce Cafe	7200 Earhart Rd	Oakland	CA	94621	
2742	Roma Coffee Bar	1221 Broadway Ste 42	Oakland	CA	94612	
2743	Roma Pizza Deli, Inc.	4312 MacArthur Blvd	Oakland	CA	94619	
2744	Romano Pizza, Inc.	2026 MacArthur Blvd	Oakland	CA	94602	
2745	ROMOS CAFFE	900 FALLON ST	Oakland	CA	94607-4893	5812001
2746	RON'S BERKELEY MUFFLER SERVICE	6432 SHATTUCK AVE	Oakland	CA	94609-1059	
2747	Ron's Berkeley Muffler Service	6432 Shattuck	Oakland	CA	94609	7530
2748	Roods Diesel	10657 Pearson St	Oakland	CA	94603	7530
2749	ROOFLINE, INC.	900 37TH AVE	Oakland	CA	94601	5211
2750	Room 389	389 Grand Ave	Oakland	CA	94610	
2751	ROOTS LOUNGE	7107 INTERNATIONAL BLVD	Oakland	CA	94621-3205	5812001
2752	Rooz Cafe	1918 Park Blvd	Oakland	CA	94606	
2753	ROSA LUNA	5401 COLISEUM WAY	Oakland	CA	94601-5021	5999001
2754	ROSALIES TASTE OF NEW ORLEANS	5833 BANCROFT AVE	Oakland	CA	94605-1301	5812036
2755	Rosamunde Sausage Grill	911 Washington St	Oakland	CA	94607	
2756	ROSAMUNDE SAUSAGE GRILL	4659 TELEGRAPH AVE	Oakland	CA	94609-2021	
2757	ROSAS CATERING	7621 MACARTHUR BLVD	Oakland	CA	94605-2943	5812001
2758	ROSAS USED STUFF	5401 COLISEUM WAY	Oakland	CA	94601-5021	5999001
2759	Rositas Restaurante	10555 International Blvd	Oakland	CA	94603	
2760	Ross Foods Market	9261 International Blvd	Oakland	CA	94603	
2761	ROSYS ACCESSORIES	5401 COLISEUM WAY	Oakland	CA	94601-5021	5999001
2762	ROUND TABLE DEVELOPMENT CO	7000 COLISEUM WAY	Oakland	CA	94621-1917	5812001
2763	Round Table Pizza	5095 Telegraph Ave Ste E	Oakland	CA	94609	
2764	ROUND TRIP INC	5484 COLLEGE AVE	Oakland	CA	94618-1552	5812036
2765	ROUSE TIRE SERVICE INC	2340 HARRISON ST	Oakland	CA	94612	5530
2766	Rowaid Market	2123 90th Ave	Oakland	CA	94603	
2767	ROXAL KITCHEN INDIAN RESTAURANT	175 98TH AVE	Oakland	CA	OAKLAND CA 946	5812036
2768	ROXANNAS	2422 57TH AVE	Oakland	CA	94605-1017	5812001
2769	ROYAL FOOD SUPERMARKET	7615 MACARTHUR BLVD	Oakland	CA	94605-2943	5411001
2770	ROYAL GAS	10151 INTERNATIONAL BLVD	Oakland	CA	94603	5540
2771	ROYAL MEAT, INC.	7615 MACARTHUR BLVD	Oakland	CA	94605-2943	
2772	Royal Raspberry Catering	3100 35th Ave	Oakland	CA	94619	
2773	ROYS TIRE & BATTERY SERVICE	4509 E 12TH ST	Oakland	CA	94601-4418	
2774	RPCIO CORDERO LOZANO	5401 COLISEUM WAY	Oakland	CA	94601-5021	5999001
2775	RSVP CATERING	2963 107TH AVE	Oakland	CA	94605-5307	5812001

City of Oakland
List of Potential Facilities
FY 2016-2017

Number	Business Name	Businss Address	City	State	Zip Code	SIC
2776	RT Custom Exhaust & Service Center	10300 International Blvd	Oakland	CA	94603	7530
2777	RT Repairs	3271 Prentiss St	Oakland	CA	94601	7530
2778	Rubens' Body Shop	828 34th Ave	Oakland	CA	94601	7530
2779	Ruben's Towing	7630 Lockwood St Apt 28	Oakland	CA	94621	7540
2780	RUBY KING BAKERY	718 FRANKLIN ST	Oakland	CA	94607-3932	
2781	Rudy's Can't Fail Cafe/RCFC Enterprises LLC	1805 Telegraph Ave	Oakland	CA	94612	
2782	Rumbo Al Sur	4239 Park Blvd	Oakland	CA	94602	
2783	Russ's Mobile Auto Detailing	1150 54th St	Oakland	CA	94608	7540
2784	Rustica	6106 La Salle Ave	Oakland	CA	94611	
2785	RUTH'S BUKA	5250 FOOTHILL BLVD	Oakland	CA	94601	5812
2786	S & A Telegraph Quality Market	2429 Telegraph Ave	Oakland	CA	94612	
2787	S & K Auto Service	2701 Foothill Blvd	Oakland	CA	94601	7530
2788	S & N Market	3222 Martin Luther King Jr Way	Oakland	CA	94609	
2789	S & S Food Management	2022 Telegraph Ave	Oakland	CA	94612	
2790	S & S RESTAURANT AND BANQUET INC	10 Hegenberger Rd	Oakland	CA	94621	
2791	S & S Sea Foods	4923 Telegraph Ave	Oakland	CA	94609	
2792	S & SC	3702 Telegraph Ave	Oakland	CA	94609	
2793	S AND A LIQUOR, INC	600 14TH ST	Oakland	CA	94612	
2794	S AND S MARKET	2235 35TH AVE	Oakland	CA	94601	5411
2795	S Automotive Repair	9201 Railroad Ave	Oakland	CA	94603	7530
2796	S D J MARKET	178 10TH ST	Oakland	CA	94607-4839	5411001
2797	S F OAKLAND AUTO & TRUCK PLAZA	8255 SAN LEANDRO ST	Oakland	CA	94621	
2798	S M S Market	1049 55TH St	Oakland	CA	94608	
2799	Sabuy Sabuy Thai Cuisine	5231 College Ave	Oakland	CA	94618	
2800	Saeed's Market	5035 E 12th St	Oakland	CA	94601	
2801	SAFEKO AUTO GLASS	693 25TH ST	Oakland	CA	94612-1101	7536001
2802	Safeland Market	5701 Foothill Blvd	Oakland	CA	94605	
2803	SAFEWAY INC #2870 (RETAIL)	6310 COLLEGE AVE	Oakland	CA	94618	5411
2804	SAFEWAY STORES INC #1119	3747 Grand Ave	Oakland	CA	94610	
2805	SAFEWAY STORES INC #3132	5130 BROADWAY	Oakland	CA	94611-4620	5411001
2806	SAFEWAY STORES INC #638	4100 Redwood Rd	Oakland	CA	94619	
2807	SAFEWAY STORES INC #654	2096 Mountain Blvd	Oakland	CA	94611	
2808	SAFEWAY STORES INC #669	5130 Broadway	Oakland	CA	94611	
2809	SAFEWAY STORES INC #908	3550 FRUITVALE AVE	Oakland	CA	94602-2327	5411001
2810	Safeway Stores, Inc. #687	6310 College Ave	Oakland	CA	94618	
2811	Sahn Ma Ru	4315 Telegraph Ave	Oakland	CA	94609	
2812	Saigon Deli & Sandwich	1400 Blvd Ste A	Oakland	CA	94606	

City of Oakland
List of Potential Facilities
FY 2016-2017

Number	Business Name	Businss Address	City	State	Zip Code	SIC
2813	SAIGON MARKET	2331 TELEGRAPH AVE	Oakland	CA	94612	5430
2814	Saigon Restaurant	326 Frank H Ogawa Plz	Oakland	CA	94612	
2815	Saint Anna Coffee Shop	326 8th St	Oakland	CA	94607	
2816	SAKURA BISTRO	388 9TH ST STE 268	Oakland	CA	94607-4295	5812001
2817	SALAM HALAL MARKET	999 7TH ST	Oakland	CA	94607-3101	5141001
2818	Saleem Market	1200 78th Ave	Oakland	CA	94621	
2819	SALEH SMOKE HOUSE MARKET	679 98TH AVE	Oakland	CA	94603	5812
2820	Salle's Body Shop	1049 9th Ave	Oakland	CA	94606	7540
2821	SALS DELI	904 INTERNATIONAL BLVD	Oakland	CA	94606-3728	5812001
2822	SAL'S DELI	904 INTERNATIONAL BLVD	Oakland	CA	94606	5812
2823	Sal's Garage	1313 49th Ave	Oakland	CA	94601	7530
2824	Saltand Honey Catering	375 13th St	Oakland	CA	94612	
2825	SALVADOR GARCIA	5401 COLISEUM WAY	Oakland	CA	94601-5021	5999001
2826	Sam Sipkins Auto Mech& D Retail Auto Prt	3427 Magnolia St # A	Oakland	CA	94608	7530
2827	Sam Won BBQ	2600 Telegraph Ave	Oakland	CA	94612	
2828	SAMJI RAEMIAN, INC. DBA: SAHN MARU KOREAN BBQ	4315 TELEGRAPH AVE	Oakland	CA	94609-2015	5812001
2829	SAM'S CARRYOUT	6432 INTERNATIONAL BLVD	Oakland	CA	94621-3854	5812036
2830	Sam's Smog Test Only	7744 International Blvd	Oakland	CA	94621	
2831	Samurai Sushi Boat	3336 Grand Ave	Oakland	CA	94610	
2832	San Francisco Pizza	1500 Broadway	Oakland	CA	94612	
2833	San Francisco Restaurant	8418 International Blvd	Oakland	CA	94621	
2834	San Francisco Soup Company	1300 Clay St	Oakland	CA	94612	
2835	San Leandro Body Shop, Inc./csc Of Oakland	295 29th St	Oakland	CA	94611	7530
2836	SAN PABLO AUTO BODY AND PAINT INC	2926 San Pablo Ave	Oakland	CA	94608	7530
2837	SAN PABLO GARDENS	2445 RENWICK ST	Oakland	CA	94601-4827	
2838	SAN PABLO LIQUOR	2363 SAN PABLO AVE	Oakland	CA	94612	
2839	SAN PABLO SMOG TEST ONLY CENTER	6305 SAN PABLO AVE	Oakland	CA	94608	7500
2840	SAN PABLO TIRES	6101 SAN PABLO AVE	Oakland	CA	94608	7540
2841	Sana Market	3710 Telegraph Ave	Oakland	CA	94609	
2842	SANDOVAL MURILLO LLC - EL TACO ZAMURANO RESTAURANT	4032 FOOTHILL BLVD	Oakland	CA	94601-4239	5812001
2843	Santo Coyote Restaurant	4806 International Blvd	Oakland	CA	94601	
2844	Save More Market	4219 Park Blvd	Oakland	CA	94602	
2845	SAVE ON GASOLINE LLC	4251 INTERNATIONAL BLVD	Oakland	CA	94601-4537	
2846	Sav-Mor Liquors	1333 Peralta St	Oakland	CA	94607	
2847	Saysetha Restaurant	6230 Telegraph Ave	Oakland	CA	94609	
2848	Sbi Enterprises DBA La Salsa	501 14th St Ste 24	Oakland	CA	94612	
2849	SCHIRMER LIQUORS	2611 SEMINARY AVE	Oakland	CA	94605	

City of Oakland
List of Potential Facilities
FY 2016-2017

Number	Business Name	Businss Address	City	State	Zip Code	SIC
2850	School Market	3051 School St	Oakland	CA	94602	
2851	SCMM 1973 LLC	377 8TH ST	Oakland	CA	94607-4495	5421001
2852	Scooby's Complete Auto Services	10023 MacArthur Blvd Apt 1	Oakland	CA	94605	7540
2853	Scotia LLC - DBA Commonwealth	2882 Telegraph Ave	Oakland	CA	94609	
2854	Scott's Seafood Grill & Bar	2 Broadway	Oakland	CA	94607	
2855	SCRIBBLE KITCHEN	5324 FOOTHILL BLVD	Oakland	CA	94601-5514	5812001
2856	SDJ Market, Inc.	178 10th St	Oakland	CA	94607	
2857	Sea Blue Coffee Restaurant	2307 International Blvd	Oakland	CA	94601	
2858	SECURE AUTO SOURCE LLC	8133 CAPWELL DR	Oakland	CA	94621	5510
2859	SECURITY LIQUOR & GROCERY	201 INTERNATIONAL BLVD	Oakland	CA	94606-2235	
2860	Sefe's Window Tinting	1222 88th Ave	Oakland	CA	94621	7540
2861	Seison	495 10th St	Oakland	CA	94607	
2862	SELAM MEAT, FRUITS & VEGETABLE SALES	3210 MARTIN LUTHER KING JR WAY	Oakland	CA	94609-2915	5411001
2863	Semaj Cuisine	10410 Foothill Blvd Apt 9	Oakland	CA	94605	
2864	Seminary Coffee Shop	2566 Seminary Ave	Oakland	CA	94605	
2865	Seminary Gas & Food (Grocery)	6235 Seminary Ave	Oakland	CA	94605	
2866	Seoul Gom Tang II	3801 Telegraph Ave	Oakland	CA	94609	
2867	SEQUOIA DINER	3719 MACARTHUR BLVD	Oakland	CA	94619	5812
2868	SERRANOS PRODUCE	5401 COLISEUM WAY	Oakland	CA	94601-5021	5148001
2869	SERVICE KING PAINT & BODY LLC	7801 OAKPORT ST	Oakland	CA	94621-2024	
2870	SERVICE SYSTEMS ASSOCIATES INC.	9773 GOLF LINKS RD	Oakland	CA	94605-4925	5812036
2871	Seven Eleven Body Shop	645 E 11th St	Oakland	CA	94606	7530
2872	SEVEN STAR DIESEL EMISSIONS	722 JULIE ANN WAY	Oakland	CA	94621-4038	
2873	SEVEN STAR TRUCK REPAIR & SERVICE	722 JULIE ANN WAY	Oakland	CA	94621	7500
2874	SF ATLAS GLASS	2263 BRUSH ST	Oakland	CA	94612-1067	
2875	Shaan North & South Indian Cusine	3434 Fruitvale Ave	Oakland	CA	94602	
2876	SHADES OF SUGAR BAKESHOP	630 THOMAS L BERKLEY WAY APT 512	Oakland	CA	94612-1867	
2877	SHAFI MARKET	5401 COLISEUM WAY	Oakland	CA	94601-5021	5999001
2878	SHAKEWELL LLC	3407 LAKESHORE AVE	Oakland	CA	94610	5812
2879	Shan Dong Mandarin Restaurant	324 10th St # 101	Oakland	CA	94607	
2880	Shanghai Restaurant	930 Webster St	Oakland	CA	94607	
2881	SHANGRI-LA VEGAN	4905 TELEGRAPH AVE	Oakland	CA	94609-2011	5812036
2882	Shangrila Vegan Organic Cafe	4001 Linden St	Oakland	CA	94608	
2883	SHAPE PRODUCTS CO	1127 57TH AVE	Oakland	CA	94621	5160
2884	Sharif's Market	1044 Willow St	Oakland	CA	94607	
2885	Shattuck Auto Center, Inc.	6618 Shattuck Ave	Oakland	CA	94609	7530
2886	SHEBA	3969 TURNLEY AVE	Oakland	CA	94605-4541	5141001

City of Oakland
List of Potential Facilities
FY 2016-2017

Number	Business Name	Businss Address	City	State	Zip Code	SIC
2887	Sheba Dining	371 13th St	Oakland	CA	94612	
2888	Shell Sevice Center	3530 Macaarthur Blvd	Oakland	CA	94619	
2889	Sherry's Diner	8929 MacArthur Blvd	Oakland	CA	94605	
2890	SHERWIN-WILLIAMS AUTOMOTIVE FIN #9850	754 KEVIN CT	Oakland	CA	94621	5160
2891	SHIBA RAMEN CORP	1438 BROADWAY	Oakland	CA	94612-2004	5812001
2892	Shig's Auto Service	1047 39th St	Oakland	CA	94608	7530
2893	SHIMIZU SUSHI INC	4290 PIEDMONT AVE	Oakland	CA	94611-4741	5812001
2894	Shimizu Sushi, Inc.	4290 Piedmont Ave	Oakland	CA	94611	
2895	Shish Kabab	377 13th St	Oakland	CA	94612	
2896	SHOGUN JAPANESE SUSHI & STEAK	3417 GRAND AVE	Oakland	CA	94610	5812
2897	Shooting Star Cafe	1068 Webster St	Oakland	CA	94607	
2898	SHOOTING STAR CAFE	1022 WEBSTER ST	Oakland	CA	94607-4224	
2899	SHOP RITE SUPERMARKET	5800 BANCROFT AVE	Oakland	CA	94605	
2900	SHOPPERS MARKET	2101 23RD AVE	Oakland	CA	94606-4239	
2901	SHRI BALAJI, INC	6447 INTERNATIONAL BLVD STE E	Oakland	CA	94621-3815	5812001
2902	Shri Balaji, Inc.	6447 International Blvd	Oakland	CA	94621	
2903	Siam Bay Authentic Thai Cuisine	1009 Clay St	Oakland	CA	94607	
2904	SIDAMO FOODS	3624 TELEGRAPH AVE	Oakland	CA	94609	5430
2905	Sidebar	542 Grand Ave	Oakland	CA	94610	
2906	SIDESHOW	942 STANFORD AVE	Oakland	CA	94608	5812001
2907	Sid's Collision & Glass Repair	6017 International Blvd	Oakland	CA	94621	7532
2908	Sierra Market	311 Oak St Ste C3	Oakland	CA	94607	
2909	SILVER CINEMAS ACQUISITION CO	4186 PIEDMONT AVE	Oakland	CA	94611-5133	5812001
2910	Silver Dragon	835 Webster St	Oakland	CA	94607	
2911	SILVER DRAGON CAFE, LLC	1 AIRPORT DR STE 39	Oakland	CA	94621-1475	5812001
2912	SILVER MINI MART	9755 EDES AVE	Oakland	CA	94603	
2913	Silver Star Motors	1727 17th St	Oakland	CA	94607	7530
2914	Simply Greek	4060 Piedmont Ave	Oakland	CA	94611	
2915	SINCERE SEAFOOD, INC.	907 WASHINGTON ST STE C	Oakland	CA	94607	5420
2916	Sin-mex Auto Body Shop	4028 International Blvd	Oakland	CA	94601	7530
2917	SJM LUNCH STOP	1301 CLAY ST	Oakland	CA	94612	5812
2918	Sketch Ice Cream LLC	200 2nd St Unit 102	Oakland	CA	94607	
2919	SKY AUTO GLASS SERVICE	5517 HARVEY AVE	Oakland	CA	94621-4339	
2920	SKY CHEFS, INC	50 ARMSTRONG WAY	Oakland	CA	94621-2106	5812001
2921	Sky Chefs, Inc.	7972 Capwell Dr	Oakland	CA	94621	
2922	SKY MARKET	2645 14TH AVE	Oakland	CA	94606-3239	
2923	SKYLINE PIZZA	4400 KELLER AVE STE 200	Oakland	CA	94605-4229	

City of Oakland
List of Potential Facilities
FY 2016-2017

Number	Business Name	Businss Address	City	State	Zip Code	SIC
2924	SLAINTE BAR	131 BROADWAY	Oakland	CA	94607-3715	5812036
2925	Slice Of Hollywood	3306 Lakeshore Ave	Oakland	CA	94610	
2926	SLOJOY COFFEE ROASTERS, LLC	1528 WEBSTER ST	Oakland	CA	94612-3314	5813001
2927	SMELLYS CREOLE CATERING LLC	420 14TH ST	Oakland	CA	94612-2702	5812036
2928	Smitty's Cocktails	3339 Grand Ave	Oakland	CA	94610	
2929	SMOG CAR CARE & LUBE	3315 HIGH ST	Oakland	CA	94619	7540
2930	SMOKE N BARREL BBQ	1714 FRANKLIN ST # 100342	Oakland	CA	94612-3488	5812001
2931	SMOKIN WOODS BBQ	3741 REDDING ST	Oakland	CA	94619-1366	
2932	Smooth Auto Body Shop	1228 41st Ave	Oakland	CA	94601	7530
2933	Sobo Ramen	388 9th St Ste 186	Oakland	CA	94607	
2934	Sodexo Operations LLC	1850 Alice St	Oakland	CA	94612	
2935	Sohrabi Enterprises, Inc.	4424 Broadway	Oakland	CA	94611	
2936	Soi Four Restaurant	5421 College Ave	Oakland	CA	94618	
2937	SOLAR CAR WASH	6360 TELEGRAPH AVE	Oakland	CA	94609	7542
2938	SOLAR CAR WASH	3092 MACARTHUR BLVD	Oakland	CA	94602	7542
2939	SOLEX LLC DBA MICHEL BISTRO	3343 LAKESHORE AVE	Oakland	CA	94610	5810
2940	Sols Oakland Automotive	416 25th Ave	Oakland	CA	94612	7530
2941	SOMAR	1727 TELEGRAPH AVE	Oakland	CA	94612-2107	5813001
2942	SOMBERO MEXICAN CAFE	9101 INTERNATIONAL BLVD	Oakland	CA	94603	5812
2943	SOMETHING SMELLS GOOD	3145 WEST ST	Oakland	CA	94608-4310	5812001
2944	SON 142, INC.	6035 TELEGRAPH AVE	Oakland	CA	94609-1310	5812001
2945	Soo & David's	5475 Redwood Rd	Oakland	CA	94619	
2946	SOON AUTO GLASS MOBILE SERVICES	6818 LION WAY APT 208	Oakland	CA	94621-3390	7536001
2947	SOONS COCKTAIL	3449 FRUITVALE AVE	Oakland	CA	94602-2317	5813001
2948	Soprano's Pizza	326 23rd St Ste A	Oakland	CA	94612	
2949	SORELLA DI ZZAS INC	552 GRAND AVE	Oakland	CA	94610-3515	5812001
2950	Souk Savanh Restaurant	1927 International Blvd	Oakland	CA	94606	
2951	SOUL FOOD TAKE OUT	6839 FOOTHILL BLVD	Oakland	CA	94605-2062	5812001
2952	Souley Vegan	301 Broadway	Oakland	CA	94607	
2953	SOULICIOUS CATERING	1012 APGAR ST	Oakland	CA	94608-3821	5812001
2954	SOUTH BAY CANOPY	5401 COLISEUM WAY	Oakland	CA	94601-5021	5999001
2955	South Bay Hot Dog	300 8th St	Oakland	CA	94607	
2956	SOUTHERN CAFE AT 2000 MACARTHUR LLC	2000 MACARTHUR BLVD	Oakland	CA	94602	5800
2957	Southern Knights	6041 San Pablo Ave	Oakland	CA	94608	
2958	Southern Style Banquet	10739 MacArthur Blvd	Oakland	CA	94605	
2959	Southie	6311 College Ave	Oakland	CA	94618	
2960	SOUZAS LIQUOR	396 12th St	Oakland	CA	94612	

City of Oakland
List of Potential Facilities
FY 2016-2017

Number	Business Name	Businss Address	City	State	Zip Code	SIC
2961	SOVANNIKA RESTAURANT	1604 INTERNATIONAL BLVD	Oakland	CA	94606-4502	
2962	Soy	4130 Redwood Rd	Oakland	CA	94619	
2963	SPACE BURGER	2150 TELEGRAPH AVE	Oakland	CA	94612	5812
2964	Spanky's	111 Grand Ave	Oakland	CA	94612	
2965	Sparky's Grill, Inc.	4151 Piedmont Ave	Oakland	CA	94611	
2966	Sparky's Resturant LLC	4120 Redwood Rd	Oakland	CA	94619	
2967	Spasso Coffeehouse	6021 College Ave	Oakland	CA	94618	
2968	SPECIALTY'S CAFE & BAKERY	155 GRAND AVE STE 110	Oakland	CA	94612	5461
2969	SPECIALTY FOODS INC	535 8TH ST	Oakland	CA	94607	5410
2970	Specialty's	155 Grand Ave	Oakland	CA	94612	
2971	Specialty's Cafe & Bakery	555 12th St # 101	Oakland	CA	94607	
2972	SPECTACULAR AUTO WORKS	1101 7TH AVE	Oakland	CA	94606-3636	7538001
2973	Speed Oil Change Center II	5225 Shattuck Ave # A	Oakland	CA	94609	7540
2974	Speedsters Lake Merritt Plaza	333 Thomas L Berkley Way	Oakland	CA	94612	
2975	SPEEDY TIRES AND AUTOCENTER	5132 INTERNATIONAL BLVD	Oakland	CA	94601-5218	5014001
2976	Spetto Restaurant	3355 Lakeshore Ave	Oakland	CA	94610	
2977	Spice Monkey	1628 Webster St	Oakland	CA	94612	
2978	SPINNING DOUGH	2935 MARKET ST	Oakland	CA	94608-4541	5812033
2979	SPIRITUAL CREATIONS	8225 BIRCH ST	Oakland	CA	94621-2228	5812001
2980	Splurge Catering & Special Events	4700 Lowrey Rd	Oakland	CA	94605	
2981	SPORT SOUPS	4272 KNOLL AVE	Oakland	CA	94619-3025	5812001
2982	Sports Page	10440 MacArthur Blvd	Oakland	CA	94605	
2983	Spray Master, Inc.	4233 MacArthur Blvd	Oakland	CA	94619	7540
2984	SPROUTS FARMERS MARKET	3035 BROADWAY	Oakland	CA	94611-5712	5411001
2985	SPUN SPIRAL FRIES	3545 KLAMATH ST	Oakland	CA	94602-4124	5812001
2986	Staggs Lunchett	372 19th St	Oakland	CA	94612	
2987	STAR LIQUOR	7940 INTERNATIONAL BLVD	Oakland	CA	94621-2616	
2988	Star Market	1038 E 21st St	Oakland	CA	94606	
2989	STAR PIZZA AND DELI	3109 Telegraph Ave	Oakland	CA	94609	
2990	Star Test Only Smog Check	3315 San Pablo Ave	Oakland	CA	94608	7540
2991	STARBUCKS	3013 BROADWAY	Oakland	CA	94611-5712	5812001
2992	STARBUCKS COFFEE # 5281	3351 Lakeshore Ave	Oakland	CA	94610	
2993	Starbucks Coffee #10942	2251 Broadway # D	Oakland	CA	94612	
2994	STARBUCKS COFFEE #10942	2251 BROADWAY # D	Oakland	CA	94612-3016	5812001
2995	Starbucks Coffee #11453	1211 Embarcadero	Oakland	CA	94606	
2996	Starbucks Coffee #2994	801 Broadway	Oakland	CA	94607	
2997	STARBUCKS COFFEE #47057	222 BROADWAY # 4	Oakland	CA	94607-3812	5812001

**City of Oakland
List of Potential Facilities
FY 2016-2017**

Number	Business Name	Businss Address	City	State	Zip Code	SIC
2998	Starbucks Coffee #5710	4098 Piedmont Ave	Oakland	CA	94611	
2999	Starbucks Coffee #5751	3060 E 9th St Ste A	Oakland	CA	94601	
3000	Starbucks Coffee #5780	2059 Mountain Blvd	Oakland	CA	94611	
3001	Starbucks Coffee #625	1200 Clay St Ste 58	Oakland	CA	94612	
3002	Starbucks Coffee #8142	8400 Edgewater Dr	Oakland	CA	94621	
3003	Starbucks Coffee #9206	315 Thomas L Berkley Wy # 39449	Oakland	CA	94612	
3004	Starbucks Coffee #9861	185 98th Ave	Oakland	CA	94603	
3005	Starbucks Corporation #514	5132 Broadway	Oakland	CA	94611	
3006	STARFISH SEAFOOD & CATERING	7312 MACARTHUR BLVD	Oakland	CA	94605-2940	5812001
3007	STARI INC DBA SHOOTING STAR CAFE	1022 WEBSTER ST	Oakland	CA	94607	5800
3008	Star-Lights Donuts & Ice Cream	900 Market St Ste D	Oakland	CA	94607	
3009	STARLINE SOCIAL CLUB LLC	645 W GRAND AVE	Oakland	CA	94612	5812
3010	STARS AND STRIPES CAFE	1212 FRUITVALE AVE	Oakland	CA	94601-2926	
3011	Starter Bakery	1552 Beach St Ste R	Oakland	CA	94608	
3012	State Discount Store	1334 Peralta St	Oakland	CA	94607	
3013	STATE MARKET LIQUOR	707 WILLOW ST	Oakland	CA	94607-1335	
3014	STATE SIDE	587 15TH ST	Oakland	CA	94612	5812
3015	Stauder Automotive Services	5930 College Ave	Oakland	CA	94618	7530
3016	STAY GOLD DELI	2635 SAN PABLO AVE	Oakland	CA	94612-1123	5812001
3017	STEADY HAND VENUES LLC DBA 1544 EVENTS	1544 BROADWAY	Oakland	CA	94612-2002	5813001
3018	STEEP WATER LLC	5316 COLLEGE AVE	Oakland	CA	94618	5812
3019	Sterling Autobody Centers	7801 Oakport St	Oakland	CA	94621	7530
3020	STEVEN BRUNING	5401 COLISEUM WAY	Oakland	CA	94601-5021	5999001
3021	STEVES AUTO	2424 E 12TH ST	Oakland	CA	94601-1017	
3022	Steve's Auto	2400 E 12th St	Oakland	CA	94601	7530
3023	Sticks	2626 12th Ave	Oakland	CA	94606	
3024	Sticky Rice Cafe	2810 International Blvd	Oakland	CA	94601	
3025	STOMACH KONSULT	3404 CHAMPION ST	Oakland	CA	94602-2306	5812001
3026	Stork Club	2330 Telegraph Ave	Oakland	CA	94612	
3027	STREHLE'S BODY SHOP INC	494 36TH ST	Oakland	CA	94609	7530
3028	Stretch Towing & Roadside	1753 28th Ave	Oakland	CA	94601	7540
3029	Subrosa Coffee	419 40th St	Oakland	CA	94609	
3030	SUBROSA COFFEE MLK	4008 MARTIN LUTHER KING JR WAY	Oakland	CA	94609-2318	5812036
3031	Subway	2087 Mountain Blvd	Oakland	CA	94611	
3032	Subway	3409 Fruitvale Ave	Oakland	CA	94602	
3033	Subway	29 Grand Ave	Oakland	CA	94612	
3034	Subway	1970 Broadway	Oakland	CA	94612	

City of Oakland
List of Potential Facilities
FY 2016-2017

Number	Business Name	Businss Address	City	State	Zip Code	SIC
3035	Subway	4013 Telegraph Ave	Oakland	CA	94609	
3036	SUBWAY # 50316	290 E 18TH ST	Oakland	CA	94606-1729	5812001
3037	Subway #27063	582 14th St	Oakland	CA	94612	
3038	Subway #50316	290 E 18th St	Oakland	CA	94606	
3039	SUBWAY (NG GREWAL INC.)	4415 FOOTHILL BLVD	Oakland	CA	94601-4623	5812001
3040	Subway (ngmm Foods, Inc.)	4415 Foothill Blvd	Oakland	CA	94601	
3041	SUBWAY (NGNS GREWAL INC)	6341 SHATTUCK AVE	Oakland	CA	94609-1238	5812001
3042	Subway Sandwiches #6244	1312 Broadway	Oakland	CA	94612	
3043	Subway Sandwiches & Salads	280 Hegenberger Rd	Oakland	CA	94621	
3044	Subway Sandwiches & Salads	4300 MacArthur Blvd	Oakland	CA	94619	
3045	Subway Sandwiches & Salads	175 98th Ave	Oakland	CA	94603	
3046	Subway Sandwiches & Salads	3301 E 12th St Ste 175	Oakland	CA	94601	
3047	Subway Sandwiches & Salads #6992	3205 Lakeshore Ave	Oakland	CA	94610	
3048	SUBWAY SANDWICHES AND SALADS	175 98TH AVE	Oakland	CA	94603-1003	5812001
3049	SUBWAY SANDWICHES SALAD	4300 MACARTHUR BLVD	Oakland	CA	94619-2702	5812001
3050	SUCCOR	2064 ANTIOCH CT STE D	Oakland	CA	94611	5499
3051	Sugar Mill Cake Co.	400 Santa Clara Ave Apt 23	Oakland	CA	94610	
3052	SUGAR MILL CAKE CO.	5816 OCEAN VIEW DR	Oakland	CA	94618-1535	2051001
3053	Sum Yee Pastry	918 Webster St	Oakland	CA	94607	
3054	Summit Cafe	411 30th St	Oakland	CA	94609	
3055	Sun Beam Market	1400 Adeline St	Oakland	CA	94607	
3056	SUN HING MEAT MARKET	386 8TH ST	Oakland	CA	94607	5421
3057	Sun Hop Fat #1	501 E 12th St	Oakland	CA	94606	
3058	SUN SANG SUPERMARKET INC	751 International Blvd	Oakland	CA	94606	
3059	SUN SING PASTRY	382 8TH ST	Oakland	CA	94607-4241	
3060	SUN TIN SUNG SUPER MARKET LLC	702 WEBSTER ST	Oakland	CA	94607-4228	5411001
3061	SUN TIN SUNG SUPER MARTKET LLC	310 7TH ST	Oakland	CA	94607-4112	5411001
3062	SUNNY GARDEN SUPPLY INC	1025 E 12TH ST	Oakland	CA	94606-3725	
3063	Sunny Side Grill	2676 Fruitvale Ave	Oakland	CA	94601	
3064	Sunny Spot Cafe	377 17th St	Oakland	CA	94612	
3065	SUNNYSIDE CATERING & BISCUITS	578 14TH ST	Oakland	CA	94612-1443	5812001
3066	SUNRISE MARKET	1880 22ND AVE	Oakland	CA	94606	5411
3067	SUNS LAS PALMAS	3817 MARKET ST	Oakland	CA	94608-3825	5812001
3068	SUNSHINE'S SOUL FOOD	5401 COLISEUM WAY	Oakland	CA	94601-5021	5812036
3069	Super Gateway Group, INC.	5908 San Pablo Ave	Oakland	CA	94608	
3070	Super Giant Cafe	2676 Fruitvale Ave	Oakland	CA	94601	
3071	SUPER JUICED LLC	540 9TH ST	Oakland	CA	94607	5812

City of Oakland
List of Potential Facilities
FY 2016-2017

Number	Business Name	Businss Address	City	State	Zip Code	SIC
3072	Super Mercado Mi Pueblo	2838 International Blvd	Oakland	CA	94601	
3073	Super Que LLC	126 Broadway	Oakland	CA	94607	
3074	Super Smog Test Only	2801 San Pablo Ave Ste E	Oakland	CA	94608	7540
3075	SUPER STAR HOT DOG	300 OAK ST	Oakland	CA	94607	5812001
3076	SUPERIOR AUTO AND INTERLOCK	1118 E 12TH ST	Oakland	CA	94606-4323	7538001
3077	Supermercado Mi Tierra III	9520 International Blvd	Oakland	CA	94603	
3078	Supermercado Mi Tierra LLC	2758 Fruitvale Ave	Oakland	CA	94601	
3079	Supermercado Mi Tierra, LLC	1470 High St	Oakland	CA	94601	
3080	Supermercado Mi Tierra, LLC	9509 International Blvd	Oakland	CA	94603	
3081	SUPREMA MEATS	955 57TH ST # B	Oakland	CA	94608-2843	
3082	Supreme Auto Repair	1118 E 12th St	Oakland	CA	94606	7530
3083	Supreme Bean	300 Lakeside Dr	Oakland	CA	94612	
3084	Suruki's	911 Washington St	Oakland	CA	94607	
3085	SUSHI GO GO	3535 PIERSON ST	Oakland	CA	94619-3427	5812001
3086	SUSHI PARK JAPANESE RESTAURANT	4209 PARK BLVD	Oakland	CA	94602-1311	5812001
3087	Sushiya	4015 Broadway	Oakland	CA	94611	
3088	SWANKY CATERING AND EVENTS	2300 23RD AVE	Oakland	CA	94606-4244	5812001
3089	SWANS MARKET LP	918 CLAY ST	Oakland	CA	94607-3909	
3090	Sweet Bar Bakery	2355 Broadway	Oakland	CA	94612	
3091	SWEET BELLY	435 19TH ST	Oakland	CA	94612-2809	2024001
3092	Sweetheart Cafe & Tea	315 9th St	Oakland	CA	94607	
3093	Sweetpeas Gourmet Chocolates	22 Moss Ave	Oakland	CA	94610	
3094	Sybils Liquor	501 E 18TH St	Oakland	CA	94606	
3095	T & K MARKET	1500 23RD AVE	Oakland	CA	94606-5035	
3096	T & L MEAT MARKET	2701 SAN PABLO AVE	Oakland	CA	94612	5420
3097	T & S AUTO GLASS	5432 FOOTHILL BLVD # A	Oakland	CA	94601-5516	7549001
3098	T & S Market	323 9th St	Oakland	CA	94607	
3099	T & T Auto Repairs, Inc	330 Webster St	Oakland	CA	94607	7530
3100	T & T CAFE	1939 INTERNATIONAL BLVD	Oakland	CA	94606-4808	
3101	T CARTER ENTERPRISES DBA CARTER COMMUNITY CAFE	7623 MACARTHUR BLVD	Oakland	CA	94605-2943	5812001
3102	T.P. TRANSMISSION	1414 70TH AVE	Oakland	CA	94621-3402	7537001
3103	T1 BUMPER REPAIR	1474 55TH AVE	Oakland	CA	94621-4408	7549001
3104	Tachibana Japanese Restaurant, Inc.	5812 College Ave	Oakland	CA	94618	
3105	Taco Bell #3009	2255 Telegraph Ave	Oakland	CA	94612	
3106	Taco Bell #3735	3535 35th Ave	Oakland	CA	94619	
3107	Taco Bell #410	6900 Bancroft Ave	Oakland	CA	94605	
3108	Taco El Unico	1055 Seminary Ave	Oakland	CA	94621	

City of Oakland
List of Potential Facilities
FY 2016-2017

Number	Business Name	Businss Address	City	State	Zip Code	SIC
3109	TACO TIJUANA 4 PAREDES	1212 37TH AVE	Oakland	CA	94601-3438	5812001
3110	Taco Zamorano -mfpu	4345 International Blvd	Oakland	CA	94601	
3111	TACOS & TAMALES LA OAXAQUENA	2608 MARKET ST	Oakland	CA	94607	5812
3112	TACOS ALONZO	2710 FOOTHILL BLVD	Oakland	CA	94601-1759	5499001
3113	Tacos Autlan	5130 International Blvd	Oakland	CA	94601	
3114	TACOS EL DRAGON	8001 INTERNATIONAL BLVD	Oakland	CA	94621-2478	5812001
3115	TACOS EL GORDO OAKLAND INC	4201 INTERNATIONAL BLVD	Oakland	CA	94601-4537	5812001
3116	TACOS EL GRANDE	4559 INTERNATIONAL BLVD	Oakland	CA	94601-4506	
3117	TACOS EL GRULLO	2610 INTERNATIONAL BLVD	Oakland	CA	94601-1512	5812001
3118	TACOS EL GUERO	801 51TH AVE	Oakland	CA	94601	
3119	TACOS EL NOVILLO	1001 FRUITVALE AVE	Oakland	CA	94601-2956	
3120	TACOS EL PELON	1600 102ND AVE	Oakland	CA	94603-3226	5812001
3121	Tacos El Rey	3439 Helen St	Oakland	CA	94608	
3122	TACOS EL ULTIMO BAILE	722 30TH ST	Oakland	CA	94609-2921	5812001
3123	Tacos Guadalajara	4400 International Blvd	Oakland	CA	94601	
3124	TACOS LA COSTENA	5800 BANCROFT AVE	Oakland	CA	94605-1371	5499001
3125	TACOS LA PALMA	1421 19TH AVE	Oakland	CA	94606-4823	5812001
3126	Tacos La Perla #2	9219 International Blvd	Oakland	CA	94603	
3127	TACOS LAS RANCHERITAS	6161 COLISEUM WAY	Oakland	CA	94621-4031	5499001
3128	TACOS LOS DOS AMIGOS	2375 FRUITVALE AVE	Oakland	CA	94601-2538	5812001
3129	TACOS LOS MICHOACANOS	1242 35TH AVE	Oakland	CA	94601-3411	5812001
3130	TACOS LUPITA	4559 INTERNATIONAL BLVD	Oakland	CA	94601-4506	5812001
3131	TACOS MARICELA	4559 INTERNATIONAL BLVD	Oakland	CA	94601-4506	5812001
3132	TACOS MI RANCHO	1434 1ST AVE	Oakland	CA	94606-1616	5812001
3133	Tacos Santiago Papasquiario	7915 International Blvd	Oakland	CA	94621	
3134	TACOTITLAN	4745 INTERNATIONAL BLVD	Oakland	CA	94601-5209	
3135	Taipe Vaka Food Market	5700 Foothill Blvd	Oakland	CA	94605	
3136	TAIWAN BENTO	412 22ND ST	Oakland	CA	94612	5812
3137	Taiz Market	874 85th Ave	Oakland	CA	94621	
3138	Takara Sushi	5897 College Ave	Oakland	CA	94618	
3139	Take It Easy	351 17th St	Oakland	CA	94612	
3140	Take Sushi On Grand, Inc.	357 Grand Ave	Oakland	CA	94610	
3141	Talcos	9348 International Blvd	Oakland	CA	94603	
3142	TAMALERIA AZTECA	5751 MARKET ST	Oakland	CA	94608-2835	5812001
3143	TAMALES ACAPULCO #1	4559 INTERNATIONAL BLVD	Oakland	CA	94601	
3144	TAMALES ACAPULCO #2	4559 INTERNATIONAL BLVD	Oakland	CA	94601-4506	5812001
3145	TAMALES ALEXANDER	3231 GALINDO ST	Oakland	CA	94601-2507	5812001

City of Oakland
List of Potential Facilities
FY 2016-2017

Number	Business Name	Businss Address	City	State	Zip Code	SIC
3146	Tamales Amy	3012 International Blvd	Oakland	CA	94601	
3147	TAMALES CRISTINA	2375 FRUITVALE AVE	Oakland	CA	94601-2538	5812001
3148	TAMALES CRISTINA #2	2138 INTERNATIONAL BLVD	Oakland	CA	94601	5812001
3149	TAMALES EL CHALATECO	5324 FOOTHILL BLVD	Oakland	CA	94601-5514	5812001
3150	TAMALES EL PORTAL	4559 INTERNATIONAL BLVD	Oakland	CA	94601-4506	5812001
3151	Tamales Emelyn	1479 55th Ave	Oakland	CA	94621	
3152	TAMALES EMELYN #2	4509 FOOTHILL BLVD	Oakland	CA	94601-4633	5812001
3153	TAMALES GENESIS	5320 FOOTHILL BLVD	Oakland	CA	94601-5545	5812001
3154	TAMALES JACQUELINE	8820 D ST	Oakland	CA	94621-1134	5812001
3155	Tamales Jovanni	2810 International Blvd	Oakland	CA	94601	
3156	TAMALES LANDER	3851 INTERNATIONAL BLVD	Oakland	CA	94601-4009	5812001
3157	Tamales Loly	5324 Foothill Blvd	Oakland	CA	94601	
3158	TAMALES LORENA	2810 INTERNATIONAL BLVD	Oakland	CA	94601-1516	5812001
3159	Tamales Mi Lupita	3340 Foothill Blvd	Oakland	CA	94601	
3160	TAMALES OAXAQUENOS	4559 INTERNATIONAL BLVD	Oakland	CA	94601-4506	5812001
3161	TAMALES SALVADORENOS	5324 FOOTHILL BLVD	Oakland	CA	94601	5812
3162	TAMALES Y FRUTA SELENE	3340 FOOTHILL BLVD	Oakland	CA	94601-3115	5812001
3163	TAMALES Y FRUTAS ESTRELLA	2375 FRUITVALE AVE	Oakland	CA	94601-2538	5812001
3164	Tamarindo Antojeria Mexicana	468 8th St	Oakland	CA	94607	
3165	Tambo	2001 Broadway	Oakland	CA	94612	
3166	TAMBO	1410 JEFFERSON ST	Oakland	CA	94612	
3167	Tam's Auto Body Repair	2300 Market St	Oakland	CA	94607	7532
3168	TANA MARKET	1301 INTERNATIONAL BLVD	Oakland	CA	94606-4303	5331001
3169	TANTES LLC	2927 GALINDO ST	Oakland	CA	94601-2503	5812001
3170	Tao Yuen, Pastry	816 Franklin St	Oakland	CA	94607	
3171	TAP WORLDWIDE LLC	1944 E 12TH ST	Oakland	CA	94606	5530
3172	Taqueria 44 (o3b LLC)	6016 MacArthur Blvd	Oakland	CA	94605	
3173	TAQUERIA BARRAJATIS	2609 FOOTHILL BLVD	Oakland	CA	OAKLAND CA 94601	
3174	Taqueria Campos	3661 Foothill Blvd	Oakland	CA	94601	
3175	Taqueria Durango	3601 Foothill Blvd	Oakland	CA	94601	
3176	TAQUERIA EL CRUZERO	1309 MACARTHUR BLVD	Oakland	CA	94602-1035	5812001
3177	Taqueria El Farolito #4	3646 International Blvd	Oakland	CA	94601	
3178	Taqueria El Grullo	2630 Foothill Blvd	Oakland	CA	94601	
3179	TAQUERIA EL TIO JUAN	3731 INTERNATIONAL BLVD	Oakland	CA	94601-3525	
3180	TAQUERIA LA CASITA	3659 FOOTHILL BLVD	Oakland	CA	94601-3635	5812001
3181	TAQUERIA LA GLORIA	2301 E 27TH ST	Oakland	CA	94601-1301	5499001
3182	Taqueria La Mejor	3411 High St	Oakland	CA	94619	

City of Oakland
List of Potential Facilities
FY 2016-2017

Number	Business Name	Businss Address	City	State	Zip Code	SIC
3183	Taqueria La Palma	4171 MacArthur Blvd	Oakland	CA	94619	
3184	TAQUERIA LA PALMA	8217 INTERNATIONAL BLVD	Oakland	CA	94621-2233	5812001
3185	TAQUERIA LA PERLA	9820 LYNDHURST ST	Oakland	CA	94603-2138	
3186	Taqueria Las Comadres	2081 Mountain Blvd	Oakland	CA	94611	
3187	Taqueria Los Arcos	3359 Foothill Blvd	Oakland	CA	94601	
3188	Taqueria Los Pericos #6	1527 International Blvd	Oakland	CA	94606	
3189	Taqueria Mi Jalisco	1309 MacArthur Blvd	Oakland	CA	94602	
3190	Taqueria Reynoso, Inc.	3329 Foothill Blvd	Oakland	CA	94601	
3191	Taqueria San Jose, Inc.	3433 International Blvd	Oakland	CA	94601	
3192	Taqueria Sinaloa	2138 International Blvd	Oakland	CA	94606	
3193	Tara's Organic Ice Cream Temescal LLC	4731 Telegraph Ave	Oakland	CA	94609	
3194	TART BAKERY	2545 BEST AVE	Oakland	CA	94601-5507	5812001
3195	Taste Foods	8700 International Blvd	Oakland	CA	94621	
3196	TASTE INC - DBA: VINO VOLO	1 AIRPORT DR	Oakland	CA	94621-1430	5812001
3197	TASTEE STEAM KITCHEN	329 11TH ST	Oakland	CA	94607-4215	
3198	Tasty Delight	8200 MacArthur Blvd	Oakland	CA	94605	
3199	Tasty Food	8700 International Blvd	Oakland	CA	94621	
3200	Tasty Pleasures	6638 Bancroft Ave.	Oakland	CA	94605	
3201	TASTY PLEASURES	6638 BANCROFT AVE	Oakland	CA	94605-2007	5812001
3202	Tasty Szechuan Restaurant	2811 Havenscourt Blvd	Oakland	CA	94605	
3203	Tatuyo	1015 Clay St	Oakland	CA	94607	
3204	Tay Ho Resturant	344 12th St Ste B	Oakland	CA	94607	
3205	TAYLOR'S SAUSAGE	907 WASHINGTON ST STE A	Oakland	CA	94607	5421
3206	TAZAH MARKET	2207 MACARTHUR BLVD	Oakland	CA	94602	5410
3207	TBS AUTO BUY LINE SYSTEM	7820 INTERNATIONAL BLVD	Oakland	CA	94621	5510
3208	Tea Here Now LLC	1721 1/2 Webster St	Oakland	CA	94612	
3209	Tee's Louisiana Playhouse	8701 International Blvd	Oakland	CA	94621	
3210	Telegraph	2318 Telegraph Ave	Oakland	CA	94612	
3211	TELEGRAPH ARCO	6407 TELEGRAPH AVE	Oakland	CA	94609	5540
3212	TELEGRAPH QUALITY MARKET	2429 TELEGRAPH AVE	Oakland	CA	94612-2404	5411001
3213	TEMESCAL AUTO CENTER	426 40TH ST	Oakland	CA	94609	7530
3214	TEMESCAL PRODUCE MARKET	5121 TELEGRAPH AVE	Oakland	CA	94609-1925	
3215	TEN WIN INC	6111 LA SALLE AVE	Oakland	CA	94611-2801	5812001
3216	TERTULIA COFFEE LLC	1951 TELEGRAPH AVE	Oakland	CA	94612-2208	5812001
3217	Test Only Smog Station	5200 Telegraph Ave	Oakland	CA	94609	7530
3218	Test Only Smog Station	3811 San Leandro St	Oakland	CA	94601	7540
3219	TF&O / Tutti Frutti Oakland	4214 Piedmont Ave	Oakland	CA	94611	

City of Oakland
List of Potential Facilities
FY 2016-2017

Number	Business Name	Businss Address	City	State	Zip Code	SIC
3220	TFUELS INC DBA GRAND ARCO AM/PM	889 W Grand Ave	Oakland	CA	94607	
3221	THANG LONG NOODLE	2211 INTERNATIONAL BLVD	Oakland	CA	94606-5003	5812001
3222	THANH KY CAFE INC	659 E 12TH ST	Oakland	CA	94606-2908	5812001
3223	Thanh Thuy Deli	745 E 12th St Ste 102	Oakland	CA	94606	
3224	THAT'S FIVE GRILLER RESTAURANT	941 W GRAND AVE AVE	Oakland	CA	94608	5812033
3225	The Alley	3325 Grand Ave	Oakland	CA	94610	
3226	The Avenue	4822 Telegraph Ave	Oakland	CA	94609	
3227	THE BACKYARD	102 OAK ST	Oakland	CA	94607-4510	5812001
3228	The Barn Oakland	1726 7th St	Oakland	CA	94607	
3229	The Bay Cafe	2818 MacArthur Blvd	Oakland	CA	94602	
3230	THE BELLEVUE CLUB	525 BELLEVUE AVE	Oakland	CA	94610-5027	5812001
3231	THE BENTO HOUSE	801 WASHINGTON ST	Oakland	CA	94607	5812
3232	The Benz Shop	379 26th St	Oakland	CA	94612	7530
3233	The Best Dim Sum & Pastry Restaurant	723 E 12th St	Oakland	CA	94606	
3234	The Big Apple	401 14th St	Oakland	CA	94612	
3235	THE BIG APPLE	1000 BROADWAY STE 160	Oakland	CA	94607-4090	5812001
3236	The Bite	468 3rd St	Oakland	CA	94607	
3237	The Blackberry Bistro	4240 Park Blvd	Oakland	CA	94602	
3238	The Breakroom	300 13th St	Oakland	CA	94612	
3239	The Brick Pig's House (basb)	5973 Shattuck Ave	Oakland	CA	94609	
3240	The Brown Sugar Kitchen	2534 Mandela Pkwy	Oakland	CA	94607	
3241	The Cheese Steak Shop, Inc.	3308 Lakeshore Ave	Oakland	CA	94610	
3242	The Coffee Mill	3363 Grand Ave	Oakland	CA	94610	
3243	The Cook & Her Farmer	907 Washington	Oakland	CA	94607	
3244	THE DOCK	95 LINDEN ST STE 11	Oakland	CA	94607	5812
3245	THE DOUBLE STANDARD	2424 TELEGRAPH AVE	Oakland	CA	94612-2405	5813001
3246	The Fat Lady	201 Washington St	Oakland	CA	94607	
3247	THE FISH HOUSE CAFE	3112 MARKET ST	Oakland	CA	94608-4334	5812001
3248	THE FOOD MILL INC	3033 MACARTHUR BLVD	Oakland	CA	94602	5490
3249	THE FRUIT BASKET	3852 MARTIN LUTHER KING JR WAY	Oakland	CA	94609-2342	5431001
3250	The Full House Cafe	3719 MacArthur Blvd	Oakland	CA	94619	
3251	THE GARDEN HOUSE	380 15TH ST	Oakland	CA	94612	5812
3252	THE GASTROPIG	2123 FRANKLIN ST	Oakland	CA	94612-3003	5812001
3253	The Go Sports Bar & Grill	736 Washington St	Oakland	CA	94607	
3254	The Gold Key, Inc.	3271 International Blvd	Oakland	CA	94601	
3255	THE GOLDEN SQUIRREL (OHMAYA LLC)	5940 COLLEGE AVE STE J	Oakland	CA	94618-1385	5812001
3256	THE GOOD HOP	2421 TELEGRAPH AVE # 102	Oakland	CA	94612-2493	5813001

City of Oakland
List of Potential Facilities
FY 2016-2017

Number	Business Name	Businss Address	City	State	Zip Code	SIC
3257	The Graduate	6202 Claremont Ave	Oakland	CA	94618	
3258	The Grand Tavern LLC	3601 Grand Ave	Oakland	CA	94610	
3259	THE GROANING BOARD	360 42ND ST	Oakland	CA	94609-2655	5812001
3260	THE HABIT BURGER GRILL	5108 BROADWAY STE K105	Oakland	CA	94611-4620	5812001
3261	THE HALF ORANGE	3340 E 12TH ST STE 11	Oakland	CA	94601	5812
3262	The Healthy Baking Company LLC	1205 STANFORD AVE	Oakland	CA	94608-2621	2052001
3263	The Heirloom Chef	6149 Shattuck Ave	Oakland	CA	94609	
3264	THE HERTZ CORPORATION (735202)	2400 WEBSTER ST	Oakland	CA	94612	7510
3265	THE HOG'S APOTHECARY	375 40TH ST	Oakland	CA	94609	5810
3266	THE HOME DEPOT #1007	4000 ALAMEDA AVE	Oakland	CA	94601	5999
3267	THE JOURNEY CATERING 7 BBQ	3228 PRENTISS ST	Oakland	CA	94601-2615	5812001
3268	THE KEBABERY	4201 MARKET ST	Oakland	CA	94608-3731	5812001
3269	THE KITCHEN - CHICKENS KITCHEN	2676 FRUITVALE AVE	Oakland	CA	94601-2033	5812001
3270	THE LAMONT PAYTON GROUP	4535 REDDING ST	Oakland	CA	94619-2632	5812001
3271	The Layover	1517 Franklin St	Oakland	CA	94612	
3272	The Leaning Tower Of Pizza	498 Wesley Ave	Oakland	CA	94606	
3273	The Legionnaire	2272 Telegraph Ave	Oakland	CA	94612	
3274	THE LEMON GIRL	3869 LYMAN RD	Oakland	CA	94602-1844	2099001
3275	THE LIBERTINE	3332 GRAND AVE	Oakland	CA	94610	5812
3276	THE LODGE ON PIEDMONT INC	3758 PIEDMONT AVE	Oakland	CA	94611	5812
3277	THE LUMPIA COMPANY	372 24TH ST	Oakland	CA	94612-3125	5812001
3278	The Lunch Box	1720 Franklin St	Oakland	CA	94612	
3279	The Mixing Bowl	4920 Telegraph Ave Ste A	Oakland	CA	94609	
3280	THE MUSCLE CAR HUB LLC	414 PENDLETON WAY	Oakland	CA	94621	7549
3281	The New Market	7475 Bancroft Ave	Oakland	CA	94605	
3282	The Night Light	311 Broadway	Oakland	CA	94607	
3283	THE OCTOPUS LITERARY SALON	2101 WEBSTER ST STE 170	Oakland	CA	94612-3054	5812001
3284	THE ORGANIC COUP INC	4013 TELEGRAPH AVE F	Oakland	CA	94609-2469	5812036
3285	The Original Kasper's Hot Dogs	4521 Telegraph Ave	Oakland	CA	94609	
3286	The Original Pizza Heaven, Inc. DBA Mr. Pizza Man	500 12th St Ste 131	Oakland	CA	94607	
3287	THE PACIFIC SALSA COMPANY	3800 WATTLING ST	Oakland	CA	94601-4043	
3288	THE PANTRY	222 MADISON ST	Oakland	CA	94607	5810
3289	The Port Deli	1900 Embarcadero Ste 111	Oakland	CA	94606	
3290	THE PORT DELI	1900 EMBARCADERO STE 111	Oakland	CA	94606-5233	5812001
3291	THE POSH BAGEL	4037 PIEDMONT AVE	Oakland	CA	94611-5208	5812001
3292	The Right Spot Auto Doc	950 77th Ave Ste 2	Oakland	CA	94621	7539
3293	The Rotisserie / Deli	361 19th St	Oakland	CA	94612	

City of Oakland
List of Potential Facilities
FY 2016-2017

Number	Business Name	Businss Address	City	State	Zip Code	SIC
3294	The Rotisserie Deli	200 Frank H Ogawa Plz	Oakland	CA	94612	
3295	The Ruby Room, Inc.	132 14th St	Oakland	CA	94612	
3296	THE SACRED WHEEL	4935 SHATTUCK AVE	Oakland	CA	94609-2006	
3297	The Smog Test Only	712 E 12th St	Oakland	CA	94606	7540
3298	THE STAR ON GRAND	3425 GRAND AVE	Oakland	CA	94610	5812
3299	The Sweet Booth	388 9th St Ste 155	Oakland	CA	94607	
3300	The Terrace Room	1800 Madison St	Oakland	CA	94612	
3301	The Townhall Of Oakland	579 18th St	Oakland	CA	94612	
3302	THE TRAPPIST PROVISIONS	6309 COLLEGE AVE	Oakland	CA	94618-1331	5813001
3303	THE TREEHOUSE	6520 FOOTHILL BLVD	Oakland	CA	94605	5800
3304	THE WELL CAFE LLC	5443 TELEGRAPH AVE	Oakland	CA	94609-1921	5812036
3305	THE WHOLE CAKE	4629 MARTIN LUTHER KING JR WAY	Oakland	CA	94609-1821	5812001
3306	THE YES BAR COMPANY INC	272 24TH ST	Oakland	CA	94612	5812001
3307	THEO CATERING	434 58TH ST	Oakland	CA	94609-1502	5812001
3308	Thornhill Coffee House	5772 Thornhill Dr	Oakland	CA	94611	
3309	THORNHILL NURSERY INC	6250 THORNHILL DR	Oakland	CA	94611-2024	5261001
3310	Three Amigo Market	1554 13th Ave	Oakland	CA	94606	
3311	THU ANH NGUYEN DESSERTS LLC	839 INTERNATIONAL BLVD STE E	Oakland	CA	94606	5812
3312	Tia Maria	1221 Broadway Ste 45	Oakland	CA	94612	
3313	TIANJIN DUMPLINGS	989 FRANKLIN ST STE B	Oakland	CA	94607	5800
3314	TICKLED PINK CAKE POPS LLC	245 SAMARIA LN	Oakland	CA	94619-2351	2051001
3315	Tidewater Tire & Auto Center	4626 Malat St	Oakland	CA	94601	7530
3316	TIE FOOD	5907 FOOTHILL BLVD	Oakland	CA	94605-1522	
3317	TIEN DONUTS & SUBS	1460 7TH ST STE B	Oakland	CA	94607	5810
3318	TIENS EXPRESS AUTO SERVICE	3609 INTERNATIONAL BLVD	Oakland	CA	94601-3523	7549001
3319	TIERRA MIA COFFEE COMPANY	2001 BROADWAY	Oakland	CA	94612-2301	5813001
3320	Tiger Auto Glass	2152 51st Ave	Oakland	CA	94601	7536
3321	TIGER MARKET	4701 FOOTHILL BLVD	Oakland	CA	94601-5349	
3322	TIGISTS GUADA	80 FAIRMOUNT AVE # 80	Oakland	CA	94611-5948	5812001
3323	Tijuana Restaurant	1308 International Blvd	Oakland	CA	94606	
3324	TIM AUTO REPAIR & BODY SHOP	1230 5TH AVE	Oakland	CA	94606	7500
3325	TIMELESS COFFEE ROASTERS & BAKERY	4252 PIEDMONT AVE	Oakland	CA	94611	5812
3326	TINA TAMALE	4646 FAIR AVE	Oakland	CA	94619-2928	5812001
3327	TIRE AND TIRE INC.	1750 E 12TH ST	Oakland	CA	94606-4514	5014001
3328	Tire Depot	5132 International Blvd	Oakland	CA	94601	7538
3329	TIRES & SERVICE	3640 E 9TH ST B	Oakland	CA	94601-3458	5014001
3330	TIRES FOR LESS	8412 INTERNATIONAL BLVD	Oakland	CA	94621	5014

City of Oakland
List of Potential Facilities
FY 2016-2017

Number	Business Name	Businss Address	City	State	Zip Code	SIC
3331	Tlh Supermarket	1199 E 12th St	Oakland	CA	94606	
3332	TMS AUTOMOTIVE	421 23RD AVE	Oakland	CA	94606	7538
3333	TMS AUTOMOTIVE	1125 9TH AVE	Oakland	CA	94606-3705	7538001
3334	Toast	5900 College Ave	Oakland	CA	94618	
3335	TOGIS MONGOLIAN CUISINE	352 14TH ST	Oakland	CA	94612-3211	5812001
3336	Tolins Liquor	7101 International Blvd	Oakland	CA	94621	
3337	Tom Auto	6714 International Blvd	Oakland	CA	94621	7530
3338	TOMS BAKERY INC	295 9TH ST	Oakland	CA	94607-4435	2051001
3339	Tom's Chinese Kitchen	5907 Foothill Blvd	Oakland	CA	94605	
3340	Tony Autocare	2344 12th Ave	Oakland	CA	94601	7530
3341	Tony Star Gas	3609 International Blvd	Oakland	CA	94601	
3342	TONYS MARKET PLACE	7980 MOUNTAIN BLVD	Oakland	CA	94605-3708	5411001
3343	TOOTH SOME TERRORS	372 24TH ST	Oakland	CA	94612-3125	2064001
3344	TOP FISH	10151 FOOTHILL BLVD	Oakland	CA	94605-5103	5812001
3345	TOPETE'S AUTO REPAIR	7520 INTERNATIONAL BLVD # D	Oakland	CA	94621	7530
3346	TORCHIO'S AUTO REPAIR INC	2344 Webster St	Oakland	CA	94612	7530
3347	Torpedo Sushi	25 Grand Ave	Oakland	CA	94612	
3348	Tortas Ahogadas Mi Barrio	4749 International Blvd	Oakland	CA	94601	
3349	Tortilleria Y Taqueria El Graro De Oro LLC	3829 Foothill Blvd	Oakland	CA	94601	
3350	Toti Parts and Supply	1967 Auseon Ave	Oakland	CA	94621	
3351	TOUCH OF MEXICO RESTAURANT & BANQUET	10 HEGENBERGER RD	Oakland	CA	94621-1406	5812001
3352	Tower Hot Dog	1600 W GRAND AVE	Oakland	CA	94607	
3353	Tower Hot Dog	2201 Mandela Pkwy	Oakland	CA	94607	
3354	TOWN BAKES	230 ORANGE ST	Oakland	CA	94610-4169	5812001
3355	T-P TRANSMISSION	1414 70TH AVE	Oakland	CA	94621-3402	7537001
3356	TQS GAS & REPAIR	5425 MARTIN LUTHER KING JR WAY	Oakland	CA	94609-1613	
3357	Trader Joe's #203	3250 Lakeshore Ave	Oakland	CA	94610	
3358	Trader Joe's #231	5727 College Ave	Oakland	CA	94618	
3359	TRALTI INC DBA: RADIO BAR	435 13TH ST	Oakland	CA	94612-2601	5813001
3360	Trans Matic Transmission	3901 International Blvd	Oakland	CA	94601	7537
3361	Trans-matic Transmission	3905 International Blvd	Oakland	CA	94601	7537
3362	Transmission & Service	3331 San Leandro St	Oakland	CA	94601	7537
3363	TRANSON INVESTMENT GROUP INC	261 10TH ST STE A	Oakland	CA	94607-4412	5812001
3364	Transtar Auto Body Shop	940 E 12th St	Oakland	CA	94606	7530
3365	Trattoria Laurellino's	4171 MacArthur Blvd	Oakland	CA	94619	
3366	Traveling Mechanic (jerome Brown)	10737 Pearmain St	Oakland	CA	94603	7530
3367	TRIBUNE TAVERN	401 13TH ST	Oakland	CA	94612	5810

City of Oakland
List of Potential Facilities
FY 2016-2017

Number	Business Name	Businss Address	City	State	Zip Code	SIC
3368	TRINA'S FISH FRY LLC	2818 MACARTHUR BLVD	Oakland	CA	94602-3230	5812036
3369	Triple L Auto Rescue	721 98th Ave	Oakland	CA	94603	7540
3370	TRISLER 291, INC.	7272 INTERNATIONAL BLVD	Oakland	CA	94621	5812
3371	TROUBLE COFFEE COMPANY	1545 WILLOW ST # 101	Oakland	CA	94607	5812
3372	Tru-BBQ-4-U	3641 Field St	Oakland	CA	94605	
3373	TRUE FOOD LIVING	3959 PARK BLVD	Oakland	CA	94602	5812036
3374	TRUEBURGER	4101 BROADWAY	Oakland	CA	94611	5812
3375	Trueburger LLC	146 Grand Ave	Oakland	CA	94612	
3376	Trung Hand Car Wash	5815 Market St	Oakland	CA	94608	7540
3377	Trust Auto Body & Paint	2000 16th Ave	Oakland	CA	94606	7530
3378	Tu Tai 3 Vietnamese Restaurant	2141 MacArthur Blvd	Oakland	CA	94602	
3379	Tuan's Auto Repair	4825 Foothill Blvd	Oakland	CA	94601	7530
3380	TUG'S TUNE-UP & BRAKES	1204 49TH AVE	Oakland	CA	94601-5122	7538001
3381	Tully's Coffee Corporation #03014	102 Frank H Ogawa Plz # 1a	Oakland	CA	94612	
3382	Turbo Auto Body, Inc.	1722 International Blvd	Oakland	CA	94606	7530
3383	TURBO TIRES	1745 INTERNATIONAL BLVD	Oakland	CA	94606	5530
3384	TUTTI FRUTTI MONTCLAIR	2066 MOUNTAIN BLVD	Oakland	CA	94611	5810
3385	TWO CHICKS IN THE MIX	372 24TH ST	Oakland	CA	94612-3125	5149001
3386	TWO LOCAL GIRLS	2901 HOLYROOD DR	Oakland	CA	94611-2539	5812001
3387	TWO MAMMAS AN A PAPAS VEGAN KITCHEN	3700 E 12TH ST 1D	Oakland	CA	94601-4062	5812036
3388	Two Star Market	2020 MacArthur Blvd	Oakland	CA	94602	
3389	Typhoon Kabab	2530 23rd Ave	Oakland	CA	94606	
3390	U - HAUL CO OF CALIFORNIA	851 81ST AVE	Oakland	CA	94621	7510
3391	U & I LIQUORS # 2	2710 FOOTHILL BLVD	Oakland	CA	94601-1759	5921001
3392	U & J Auto Repair	7520 International Blvd # A	Oakland	CA	94621	7530
3393	U AND I LIQUOR 1	4875 TELEGRAPH AVE	Oakland	CA	94609-2009	
3394	Uag Enterprises LLC	1541 E 12th St	Oakland	CA	94606	
3395	UBUNTU COFFEE COOPERATIVE	942 STANFORD AVE	Oakland	CA	94608-2320	5813001
3396	UC DESSERT	388 9TH ST STE 159	Oakland	CA	94607-4290	5812001
3397	UCTS INC	507 8TH ST	Oakland	CA	94607-3903	5411001
3398	UGARTES ROAD SERVICE AND TIRES	7704 INTERNATIONAL BLVD	Oakland	CA	94621	5530
3399	UHURU FOODS & PIES	7911 MACARTHUR BLVD	Oakland	CA	94605-3361	5812001
3400	ULTIMATE GROUND CAFE AND TEA	4225 PARK BLVD	Oakland	CA	94602-1311	
3401	Umami Burger	2100 Franklin St	Oakland	CA	94612	
3402	Uncle Dougie's Italian Heroes	362 17th St	Oakland	CA	94612	
3403	Uncle Ross Market	1102 71st Ave	Oakland	CA	94621	
3404	Uncle Willie's Original BBQ & Fish	614 14th St	Oakland	CA	94612	

City of Oakland
List of Potential Facilities
FY 2016-2017

Number	Business Name	Businss Address	City	State	Zip Code	SIC
3405	Unique Auto Detail	210 Athol Ave Apt 2	Oakland	CA	94606	7540
3406	United Brothers Enterprires, INC.	3535 Pierson St	Oakland	CA	94619	
3407	UNITED CARPET CONSTRUCTION SUPPLY, INC.	1226 13TH AVE	Oakland	CA	94606	5211
3408	UNITED PACIFIC # 5192	6125 TELEGRAPH AVE	Oakland	CA	94609-1324	
3409	UNITED PALETERIA Y NEVERIA	4768 INTERNATIONAL BLVD	Oakland	CA	94601-5210	5812001
3410	UNITED RENTALS (NORTH AMERICA) INC	700 98TH AVE	Oakland	CA	94603-2216	7359001
3411	UP TO DATE AUTO GLASS	2205 7TH AVE APT 1	Oakland	CA	94606-1985	7536001
3412	UPTOWN BODY & FENDER	2118 Brush St	Oakland	CA	94612	7530
3413	Uptown Body & Fender 1	456 25th St	Oakland	CA	94612	7530
3414	Uptown Body & Fender 2	401 26th St	Oakland	CA	94612	7530
3415	Uptown Cafe & Crepes	410 21st St	Oakland	CA	94612	
3416	UPTOWN KITCHEN LLC	2145 BROADWAY	Oakland	CA	94612	5810
3417	UPTOWN MARKET & LIQUOR STORE	5635 SHATTUCK AVE	Oakland	CA	94609-1638	
3418	UPTOWN NIGHTCLUB	1928 TELEGRAPH AVE	Oakland	CA	94612-2202	5813001
3419	URBAN HOMEMADEFOOD, LLC DBA NEWTONS	189 3RD ST APT A312	Oakland	CA	94607-4551	5812001
3420	URIAS JR. AUTO SHOP	8332 INTERNATIONAL BLVD	Oakland	CA	94621-1876	7538001
3421	US PRIME PRODUCE LLC	331 FRANKLIN ST	Oakland	CA	94607	5148
3422	US TY TRADING COMPANY	320 10TH ST STE 114	Oakland	CA	94607-4274	5146001
3423	USA FOOD MART	2400 MARKET ST	Oakland	CA	94607-3436	5411001
3424	USA GAS #63049	3400 SAN PABLO AVE	Oakland	CA	94608	5540
3425	USA Grocery & Liquors	1944 90th Ave	Oakland	CA	94603	
3426	Uzen	5415 College Ave	Oakland	CA	94618	
3427	V & J's Body Shop	4647 Foothill Blvd	Oakland	CA	94601	7530
3428	V Auto Repair	2222 E 12th St	Oakland	CA	94606	7530
3429	V I P Auto Collision Repair	293 27th St	Oakland	CA	94612	7530
3430	V Tech Collison Center LLC	7895 International Blvd	Oakland	CA	94621	7530
3431	VALE SPAIN CORPORATION	229 BRUSH ST	Oakland	CA	94607	5812
3432	Valero Auto Care	3315 High St	Oakland	CA	94619	7530
3433	VALLEY JUICE DBA JAMBA JUICE	1982 PLEASANT VALLEY AVE	Oakland	CA	94611-4250	5812001
3434	VAN BUREN PERSONAL TRAINING SERVICES	3116 ADELIN ST APT 108	Oakland	CA	94608-4454	
3435	Van's Tire & Auto Service, Inc.	2200 International Blvd	Oakland	CA	94606	7530
3436	VARGAS HOT DOG	1431 51ST AVE	Oakland	CA	94601-5232	5812001
3437	VEE MARIES SOUL FOOD	8133 IDLEWOOD ST	Oakland	CA	94605-3446	5812036
3438	VEGA PRODUCE	201 FRANKLIN ST	Oakland	CA	94607	5148
3439	VEGAN & TIKKA MASALA	3814 PIEDMONT AVE STE A	Oakland	CA	94611	5812
3440	VEGAN DONUT GELATO	1226 7TH AVE #1	Oakland	CA	OAKLAND CA 94606	
3441	Vege House & Spices	369 12th St	Oakland	CA	94607	

City of Oakland
List of Potential Facilities
FY 2016-2017

Number	Business Name	Businss Address	City	State	Zip Code	SIC
3442	VEGE HOUSE AND SPICES	369 12TH ST	Oakland	CA	94607-4248	5812001
3443	Verbena (catering)	1552 Beach St Ste D	Oakland	CA	94608	
3444	VERNON MARKET INC	3210 HARRISON ST	Oakland	CA	94611-5527	5411001
3445	Ves Mcdonald	4514 Telegraph Ave	Oakland	CA	94609	
3446	Ves Mcdonald Limited Family Partnership	1330 Jackson St	Oakland	CA	94612	
3447	Ves Mcdonalds	6623 San Pablo Ave	Oakland	CA	94608	
3448	Vice Chocolates	7630 Sunkist Dr	Oakland	CA	94605	
3449	VICKY SHELL	2120 Montana St	Oakland	CA	94602	
3450	Vic-rod Auto Mobile Shop	1955 21st Ave	Oakland	CA	94606	7540
3451	Victor's	661 E 12th St	Oakland	CA	94606	
3452	Victory Outreach Oakland	2025 88th Ave	Oakland	CA	94621	
3453	Vida's Fish Market	1801 14th Ave	Oakland	CA	94606	
3454	Vien Huong Restaurant, Inc.	712 Franklin St	Oakland	CA	94607	
3455	Vientiane Cafe	3801 Allendale Ave	Oakland	CA	94619	
3456	VILLAGE MARKET	5885 BROADWAY TER	Oakland	CA	94618-2001	5411001
3457	VILLEGAS DIESEL TECH & TOWING	2450 W 14TH ST	Oakland	CA	94607-5033	
3458	VINCE & VILMA 131, INC.	9825 INTERNATIONAL BLVD	Oakland	CA	94603	
3459	Vintage Auto Service	4721 Tidewater Ave Ste A	Oakland	CA	94601	7539
3460	VIRTUE MOTORSPORTS	675 HEGENBERGER RD STE 231	Oakland	CA	94621-1990	
3461	Viva Voce Cafe	5761 Thornhill Dr	Oakland	CA	94611	
3462	VKD GLOBE INC DBA 50TEA	1004 WEBSTER ST	Oakland	CA	94607	5812
3463	VOLKSWAGEN OF OAKLAND	2740 BROADWAY	Oakland	CA	94612	5510
3464	Vo's Restaurant	59 Grand Ave	Oakland	CA	94612	
3465	Vulcan Cafe	915 45th Ave	Oakland	CA	94601	
3466	W & L Groceries	942 54th St	Oakland	CA	94608	
3467	W A ROUSE & CO	218 FRANKLIN ST	Oakland	CA	94607-3836	
3468	W J INVESTMENT GROUP LLC DBA: W J KITCHEN	3009 MACARTHUR BLVD	Oakland	CA	94602-3211	5812001
3469	WAH HANG MARKET 2	383 8TH ST	Oakland	CA	94607	5410
3470	Wah Hang Market, Inc.	415 9th St	Oakland	CA	94607	
3471	WAH MEI HING MARKET & LIQUOR	3432 INTERNATIONAL BLVD	Oakland	CA	94601-3036	
3472	Wah-Fay Liquor 11	2101 8th Ave	Oakland	CA	94606	
3473	Waiting For You DBA E.p. Cafe	7700 Edgewater Dr Ste 703	Oakland	CA	94621	
3474	WALGREENS # 16477	3009 BROADWAY	Oakland	CA	94611-5712	5912001
3475	WALGREENS #01625	5055 TELEGRAPH AVE	Oakland	CA	94609-2040	5912001
3476	WALGREENS #03170	3400 TELEGRAPH AVE	Oakland	CA	94609-3004	5912001
3477	WALGREENS #10526	3250 LAKESHORE AVE # B	Oakland	CA	94610	5999
3478	WALGREENS #11706	301 E 18TH ST	Oakland	CA	94606-1813	5912001

City of Oakland
List of Potential Facilities
FY 2016-2017

Number	Business Name	Businss Address	City	State	Zip Code	SIC
3479	WALGREENS #13595	1333 BROADWAY	Oakland	CA	94612-1917	5912001
3480	WALGREENS #1536	3434 HIGH ST	Oakland	CA	94619-1859	5912001
3481	WALGREENS #1537	3232 FOOTHILL BLVD	Oakland	CA	94601-3113	5912001
3482	WALGREENS #3295	8102 INTERNATIONAL BLVD	Oakland	CA	94621-2426	5912001
3483	WALIA ETHIOPIAN CATERING	2786 MARTIN LUTHER KING JR WAY	Oakland	CA	94612-1118	5812001
3484	Wally's World Market	5559 Claremont Ave	Oakland	CA	94618	
3485	Wasabi	1611 2nd Ave	Oakland	CA	94606	
3486	WATERFRONT F & B LLC	10 WASHINGTON ST	Oakland	CA	94607	5812
3487	WATERLILIES GARDEN & HOME	3935 PIEDMONT AVE	Oakland	CA	94611	5530
3488	WAYLAND'S MEAT	3421 FRUITVALE AVE	Oakland	CA	94602	5421
3489	WAYNES EASTBAY AUTO BODY AND DETAIL	6821 FOOTHILL BLVD	Oakland	CA	94605-2496	
3490	WE ARE EVERYWHERE INC	3264 GRAND AVE	Oakland	CA	94610-2739	2051001
3491	We Do Cars	2640 Union St	Oakland	CA	94607	7530
3492	Weatherford Bmw	575 W. Grand Ave	Oakland	CA	94612	7530
3493	WEHEREHOUSE LLC	3446 MARKET ST	Oakland	CA	94608-4322	5812001
3494	WEI BO ZHANG	5401 COLISEUM WAY	Oakland	CA	94601-5021	5999001
3495	WEI WANG HOUSE LLC	1501 23RD AVE APT 2	Oakland	CA	94606-5034	5812001
3496	WELL MAID PLANS	3952 ANGELO AVE	Oakland	CA	94619-1204	5812001
3497	WELOCOL 3, LLC (DBA IS LOCOL)	2214 BROADWAY	Oakland	CA	94612-3010	5812001
3498	Wendy's	3111 International Blvd	Oakland	CA	94601	
3499	WENDYS FOOD	634 15TH ST	Oakland	CA	94612-1203	
3500	Wendy's Old Fashioned Hamburger	5211 Broadway	Oakland	CA	94618	
3501	Wen-ssf, Inc. DBA Wendy's Hamburgers	189 98th Ave	Oakland	CA	94603	
3502	West Coast Auto Detailing & Auto Service	854 36th Ave	Oakland	CA	94601	7540
3503	West Coast Bumpers	9225 E St	Oakland	CA	94603	7530
3504	WEST COAST CATERING	478 25TH ST	Oakland	CA	94612-2409	5812036
3505	WEST COAST PRODUCE LLC	300 FRANKLIN ST	Oakland	CA	94607-3854	
3506	WEST HOT DOG & CATERING	0 FRUITVALE BART STA	Oakland	CA	94601-0000	5812001
3507	West Oakland Tires And Repair's	914 W Grand Ave	Oakland	CA	94607	7540
3508	WEST STREET MEAT & DELI INC	799 17TH ST	Oakland	CA	94612-1018	5411001
3509	WEST WIND COLISEUM PUBLIC MARKET	5401 COLISEUM WAY	Oakland	CA	94601-5021	5999001
3510	Westbrooks Barbeque and Seafood	5250 Foothill Blvd	Oakland	CA	94601	
3511	WESTCO GAS	4280 FOOTHILL BLVD	Oakland	CA	94601	5540
3512	WESTCO MART AND GAS INC	731 W MACARTHUR BLVD	Oakland	CA	94609	5540
3513	Western Truck Center	8001 Oakport St	Oakland	CA	94621	7530
3514	WHEEL SERVICE	10320 INTERNATIONAL BLVD	Oakland	CA	94603	5530
3515	Wheel Works Tires Plus	1800 Park Blvd	Oakland	CA	94606	7540

City of Oakland
List of Potential Facilities
FY 2016-2017

Number	Business Name	Businss Address	City	State	Zip Code	SIC
3516	WHEELHOUSE OAKLAND	302 12TH ST	Oakland	CA	94607	5812
3517	WHITE HORSE LIQUORS	6606 TELEGRAPH AVE	Oakland	CA	94609	
3518	Whole Foods Market	230 Bay Pl	Oakland	CA	94612	
3519	WILLIE MAES SOUL FOOD	9829 MACARTHUR BLVD APT E	Oakland	CA	94605-4865	5812001
3520	Window Tinting A Plus	3074 Broadway	Oakland	CA	94611	7540
3521	WING K MA	320 10TH ST STE 134	Oakland	CA	94607	5499
3522	Wing Stop	8450 Edgewater Dr	Oakland	CA	94621	
3523	WING TIME CAFE DBA LENA'S SOUL FOOD	6403 FOOTHILL BLVD	Oakland	CA	94605-2029	5812036
3524	Wing Wah Pho Ga Restaurant	1221 E 12th St	Oakland	CA	94606	
3525	Wing Wah Restaurant	3009 MacArthur Blvd	Oakland	CA	94602	
3526	Wing's Daily Kitchen #2	3019 Foothill Blvd	Oakland	CA	94601	
3527	WINGS ON WHEELS	3915 REDDING ST	Oakland	CA	94619-1915	5147001
3528	Wingstop	528 Lake Park Ave	Oakland	CA	94610	
3529	WOLFHOUND BAR	5518 SAN PABLO AVE	Oakland	CA	94608-2726	5813001
3530	WONDER FOOD BAKERY	340 9TH ST	Oakland	CA	94607-4212	
3531	Wong's Auto Repair	2801 Foothill Blvd	Oakland	CA	94601	7530
3532	WONGS VALERO	2200 E 12TH ST	Oakland	CA	94606-5010	
3533	WONG'S VALERO	2200 E 12TH ST	Oakland	CA	94606	5540
3534	Wood St. Hamburger & Seafood	945 Wood St	Oakland	CA	94607	
3535	Wood Tavern	6315 College Ave	Oakland	CA	94618	
3536	Wooden Spoon	6151 Harwood Ave	Oakland	CA	94618	
3537	Woodminster Cafe	5020 Woodminster Ln	Oakland	CA	94602	
3538	Woodminster Market	5000 Woodminster Ln	Oakland	CA	94602	
3539	WOODSHED PLANT DESIGN	549 62ND ST	Oakland	CA	94609-1246	5261001
3540	Woody's Cafe	1841 Park Blvd	Oakland	CA	94606	
3541	World Ground Cafe	3726 MacArthur Blvd	Oakland	CA	94619	
3542	WYNN CATERING & EVENTS	4441 BRIAR CLIFF RD	Oakland	CA	94605-4624	5812001
3543	Xan Auto Body & Repair Sevices	1101 98th Ave	Oakland	CA	94603	7530
3544	XINYI TRADING CO	5401 COLISEUM WAY	Oakland	CA	94601-5021	5999001
3545	Xolo Taqueria LLC	1916 Telegraph Ave	Oakland	CA	94612	
3546	XPRESS SMOG DEPOT	3750 INTERNATIONAL BLVD	Oakland	CA	94601-3526	
3547	XUS AUTO REPAIR INC	1111 E 12TH ST	Oakland	CA	94606-4322	
3548	Xyclo	4218 Piedmont Ave	Oakland	CA	94611	
3549	XYZ Motors	288 30th St	Oakland	CA	94611	7530
3550	XYZ MOTORS	3074 BROOK ST	Oakland	CA	94611-5716	
3551	Y.O PRODUCE	145 FRANKLIN ST	Oakland	CA	94607-3717	5148001
3552	YAGRABET MARKET	2412 TELEGRAPH AVE	Oakland	CA	94612-2405	

City of Oakland
List of Potential Facilities
FY 2016-2017

Number	Business Name	Businss Address	City	State	Zip Code	SIC
3553	Yama Sushi	1814 Franklin St # 2	Oakland	CA	94612	
3554	Yang Auto Repair	1101 7th Ave #a	Oakland	CA	94606	7530
3555	Yang Chow Restaurant	3211 Grand Ave	Oakland	CA	94610	
3556	Yao's Auto	6335 San Pablo Ave	Oakland	CA	94608	7530
3557	YAQUELINE Y SU SABOR CUBANO	5401 COLISEUM WAY	Oakland	CA	94601-5021	5812001
3558	Yardie Jerk	3301 San Pablo Ave	Oakland	CA	94608	
3559	Yasai Produce Market	6301 College Ave	Oakland	CA	94618	
3560	YAYA POKE	388 9TH ST STE 101	Oakland	CA	94607-4287	5812033
3561	YAYA SUSHI	1814 FRANKLIN ST # 2	Oakland	CA	94612-3487	5812001
3562	Yayu Ethiopian Restaurant	3343 Lakeshore Ave	Oakland	CA	94610	
3563	YELLOW DOG ART	5401 COLISEUM WAY	Oakland	CA	94601-5021	5999001
3564	Yemen Auto Tint	1226 51st Ave	Oakland	CA	94601	7540
3565	Yemen Motor	5942 MacArthur Blvd Apt G	Oakland	CA	94605	7539
3566	YET SUN MARKET	397 8TH ST	Oakland	CA	94607	5421
3567	YET SUN MARKET # 2	323 9TH ST	Oakland	CA	94607-4211	
3568	Yia Yia	200 Alice St	Oakland	CA	94607	
3569	Ying Kee	307 10th St.	Oakland	CA	94607	
3570	Ying Kee Restaurant	387 9th St	Oakland	CA	94607	
3571	YO 510	1120 INTERNATIONAL BLVD	Oakland	CA	94606-4331	5812001
3572	Yogofina Lakeshore	3261 Lakeshore Ave	Oakland	CA	94610	
3573	Yogofina Montclair	6140 Medau Pl	Oakland	CA	94611	
3574	Yogurt De-lite	4139 Piedmont Ave	Oakland	CA	94611	
3575	Yogurt Deluxe	3203 Lakeshore Ave	Oakland	CA	94610	
3576	YOLANDA 210, INC.	2800 TELEGRAPH AVE	Oakland	CA	94609-3607	5812001
3577	YONSEI RESTAURANT GROUP LLC DBA HOPSCOTCH	1915 SAN PABLO AVE	Oakland	CA	94612	5812
3578	Yoppi Yogurt	500 12th St	Oakland	CA	94607	
3579	Yoshino Sushi Restaurant, Inc.	296 Hegenberger Rd	Oakland	CA	94621	
3580	Yoshi's Japanese Restaurant In	510 Embarcadero W	Oakland	CA	94607	
3581	Young's Automotive	3509 Grand Ave	Oakland	CA	94610	7530
3582	YOUR AUTO CENTER	435 E 12TH ST	Oakland	CA	94606	5510
3583	YOUTH UPRISING CORNERS CAFE	8711 MACARTHUR BLVD	Oakland	CA	94605-4000	5812001
3584	YUEN HOP CO	824 WEBSTER ST	Oakland	CA	94607-4220	
3585	Yuen's Automotive	1901 Park Blvd	Oakland	CA	94606	
3586	YUMIS MARKET	3501 INTERNATIONAL BLVD	Oakland	CA	94601-3521	5411001
3587	Yummies Candy Shop	901 West MacArthur Blvd Unit 1	Oakland	CA	94608	
3588	YUMMY DIM SUM	307 10TH ST	Oakland	CA	94607	5810
3589	YUMMY GRILL	4300 INTERNATIONAL BLVD #B	Oakland	CA	OAKLAND CA 946	5812036

City of Oakland
List of Potential Facilities
FY 2016-2017

Number	Business Name	Businss Address	City	State	Zip Code	SIC
3590	Yummy Hot Dog	900 Fallon St	Oakland	CA	94607	
3591	Yung Kee Restaurant	888 Webster St	Oakland	CA	94607	
3592	YY BUFFET	4108 INTERNATIONAL BLVD	Oakland	CA	94601-4073	5812001
3593	Z Cafe & Bar	2735 Broadway	Oakland	CA	94612	
3594	Zachary's Chicago Pizza, Inc.	5801 College Ave	Oakland	CA	94618	
3595	ZAVALA INVESTMENT LLC AB EL SABROSITO	4559 INTERNATIONAL BLVD	Oakland	CA	94601-4506	5812001
3596	Zaya Cafe	1768 Broadway	Oakland	CA	94612	
3597	Zella B Booser Catering	9324 Granada Ave	Oakland	CA	94605	
3598	ZELLA'S SOULFUL KITHCEN, LLC	1430 7TH ST	Oakland	CA	94607	5812
3599	Zinco Burger	7312 MacArthur Blvd	Oakland	CA	94605	
3600	Zion Market	2876 Telegraph Ave	Oakland	CA	94609	
3601	Zo Auto Care	240 3rd St Apt 220	Oakland	CA	94607	7540

ATTACHMENT C.5.1

**List of Mobile Businesses Potentially Operating in the City of
Oakland**

FY 2016-2017

List of Mobile Businesses Potentially Operating in the City of Oakland FY 2016-2017

Name	Mailing Address	City	Zip Code	Contact Email	Website	Mobile Business Type
007 Carpet Cleaning	1291 University Ave	Berkeley	94702			Carpet/rug cleaning
A Affordable Carpet Care	2273 Telegraph Ave	Oakland	94612			Carpet cleaning
A P High Quality A/P Wash	1413 Macatera Ave	Hayward	94544			Mobile Cleaners
A-1 The Clear Choice	2220 Sacramento St	Berkeley	94702		a1theclearchoice.com	window/gutter/building/cement cleaning Interior/exterior cleaning, pressure washing, &
A1 Window & Blind Cleaning	4096 Piedmont Ave # 268	Oakland	94611	stuart@a1theclearchoice.com	http://a1theclearchoice.com/	janitorial services
Ability Maintenance	17259 Hesperian Blvd	San Lorenzo	94580	abilityjh@aol.com		Steam cleaning/property maintenance
Acapulco Detail & Mobile Carwash	687 Schafer Rd.	Hayward	94545			Mobile Cleaners
Adrian's Mobile Grooming	2256 Park St	Livermore	94551	adriansgrooming2016@gmail.com	http://www.adriansmobilegroom.com	Pet grooming
Advanced Cleaning					http://www.advanced-cleanings.com	carpet cleaning
Aegis Auto and Aircraft Detailing	7104 Village Parkway	Dublin	94568		http://www.aegisdetailing.com/	Auto Detailing/Car Wash
Alameda Carpet Cleaners					http://carpetcleaning-alameda.cc	carpet cleaning
Alameda Mobile Animal Care				alamedamobileanimalcare@gmail.com	http://alamedamobileanimalcare.com	pet washing - no van
All Carz					https://www.yelp.com/biz/all-carz	Auto Detailing/Car Wash
All Car'z Mobile Car Wash				Allcarzmobileservice@gmail.com		Car washing
All Clean Maintenance						window/gutter/building/cement cleaning
All Mobile Details	4451 Sargent Ave	Castro Valley	94546		http://www.allmobiledetails.net/	Car washing/detailing
Amazing Carpet Cleaning	3207 Boston Ave	Oakland	94602		http://www.amazingcarpet.com/	carpet cleaning
American Green Carpet cleaning	1151 Harbor Bay Pkwy	Alameda	94502			carpet cleaning
American Painting	1323 61st St.	Berkeley	94710	info@amptg.com	http://www.amptg.com/index.pl	Painting & power washing
American Steam Cleaning Company				a.ines@comcast.net		Steam cleaning
Anouman's Carpet & Upholstery	4839 Clarke Street	Oakland	94609	anouman56@yahoo.com		Carpet/upholstery cleaning
Appleby	1660 Timothy Dr.	San Leandro	94577		http://applebycleaning.com/content	carpet cleaning
Appleby Cleaning & Restoration	1660 Timothy Dr.	San Leandro	94577	info@applebycleaning.com	http://applebycleaning.com/	carpet cleaning
Aussie Pet Mobile East Bay					http://petgroomingeastbay.com/	Pet grooming
B & B Window and Gutter Cleaning						window/gutter/building/cement cleaning
BA Cleaning Services	894 Lewelling Blvd	San Leandro	94577		http://www.bahousecleaning.com	carpet cleaning
Baker's Mobile Auto Detailing					http://bakersdetailing.weebly.com	Auto Detailing/Car Wash
Bass Carpet & Upholstery Cleaning	1935 10th Ave #102	Oakland	94606			Carpet/upholstery cleaning
Bay Area Dry Master						carpet cleaning
Bay Area Dry Masters	725 Madison St	Oakland	94607	bayareadrymaster@yahoo.com		Carpet cleaning
Bay Area Mobile Auto Detailing					https://www.yelp.com/biz/bay-area-	Auto Detailing/Car Wash
Bay Area Power Wash	751 Laurel St	San Carlos	94070			power washing
Bay Area Restoration	45461 Fremont Blvd	Fremont	94538		http://bay-area-restoration.com/	carpet cleaning
Bibbidi Bobbidi Do					http://www.bibbidibobbidido.com	Pet grooming
Blue Truck Pressure Washing	519 Capistrano Dr	Oakland	94603			Pressure washing
Bonadona's Carpet Cleaning	3313 Eugenia Ct	Alameda	94502			carpet cleaning
Bright Carpets	627 Tyler St	Oakland	94603			carpet cleaning
Bud's Mobile Auto Detail		Pleasanton	94566			Car washing/detailing
Building Services Management	2575 Stanwell Drive Second Floor	Concord	94520	eric@bsminc.com	http://www.bsminc.com/	Surface cleaning
C Murphy's House & Commercial Cleaning						carpet cleaning
Cabral Enterprise	2353 American Ave.	Hayward	94545			Mobile Cleaners
Cal High Tec Finishing Painting	1680 W Winton Ave Ste 1	Hayward	94545			Painting & power washing

ATTACHMENT C.6.1

City of Oakland

Summary of Construction Site Control Inspections

PRIVATE PROJECTS

FY 2016-2017

**City of Oakland
Summary of Construction Site Control Inspections
Private Projects
FY 2016-2017**

1	2	3	4	5			8	9	10	11-16						17	18	19	20-21								
				DATE						Weather	Rain & Runoff Y/N	> 1 acre	Problems and Resolution (Resolution Options: Problem Fixed, Need More Time, Escalate Enforcement)						Illicit Discharge (R19)	Comments (Problem & Resolution))	Enforcement Level (R21)	Violation Corrected? (Y/N/TBD)					
				First Inspection	Inspection	Site Fully Stabilized							Erosion (R13)	Sediment (R14)	Run-on & Runoff (R15)							Active Treatment (R16)	Site Mgt. (R17)	Non S/W Mgt (R18)	10 Days	30 Days	
1	1	188	11th ST	9/1/2016	9/1/2016	Not Applicable	clear	N	0	0	Not Applicable	0	Not Applicable	0	Not Applicable	0	Not Applicable	0	Not Applicable	1	Problem Fixed	Partial: Date: 9/1/2016 Grading final is not ready to be signed off at this time building is still under construction. I did have the contractor take care of some minor C-6 violations. Grout is spilling over to the walk way from overspray	1	1	YES	0	Not Applicable
1	See Above	188	11th ST	See Above	10/19/2016	Not Applicable	clear	N	See Above	0	Not Applicable	0	Not Applicable	0	Not Applicable	0	Not Applicable	0	Not Applicable	0	Not Applicable	Partial: Date: 10/19/2016 C-6 Inspection BMP's and erosion controls are in place.	0	0	Not Applicable	0	Not Applicable
1	See Above	188	11th ST	See Above	2/27/2017	Not Applicable	Rain	Y	See Above	0	Not Applicable	0	Not Applicable	0	Not Applicable	0	Not Applicable	0	Not Applicable	0	Not Applicable	Pass: Date: 2/27/2017 Final Grading ok Owner still needs to submit engineers letter before bond will be released.	0	0	Not Applicable	0	Not Applicable
1	1	601	12TH ST	6/8/2017	6/8/2017	Not Applicable	Rain	Y	1	0	Not Applicable	0	Not Applicable	0	Not Applicable	1	Problem Fixed	0	Not Applicable	0	Not Applicable	Partial: Date: 6/7/2017 C-6 Inspection Verbal correction notice was given about site tracking. Contractor will install rip rap rock to prevent tracking if that doesn't work then rumble plates and if still tracking a wash station will need to be install	1	1	YES	0	Not Applicable
1	See Above	601	12TH ST	See Above	6/29/2017	5/10/2016	clear	N	See Above	0	Not Applicable	0	Not Applicable	0	Not Applicable	1	Problem Fixed	0	Not Applicable	0	Not Applicable	Partial: Date: 6/29/2017 C-6 Inspection Correction Notice 1) Install proper construction driveway. 3-6 rip rap rock 1 foot deep with filter fabric, 50 feet long and as wide as the entire driveway.	2	1	YES	0	Not Applicable
1	1	632	14TH ST	8/9/2016	8/9/2016	Not Applicable	clear	N	0	0	Not Applicable	0	Not Applicable	0	Not Applicable	1	Problem Fixed	0	Not Applicable	0	Not Applicable	Not Pass: CONTR DOING GRADING WORK OFF HAULING DIRT GAVE CORR NOTICE	2	1	YES	0	Not Applicable
1	See Above	632	14TH ST	See Above	10/25/2016	6/24/2016	Rain	Y	See Above	0	Not Applicable	0	Not Applicable	0	Not Applicable	0	Not Applicable	0	Not Applicable	0	Not Applicable	Partial: Date: 10/25/2016 Site is locked up no work today due to the rain. But from what I can see BMP's are in place.	0	0	Not Applicable	0	Not Applicable
1	1	1315	16TH ST	10/20/2016	10/20/2016	07/03/2014	clear	N	0	0	Not Applicable	0	Not Applicable	0	Not Applicable	0	Not Applicable	0	Not Applicable	0	Not Applicable	Pass: Date: 10/20/2016 Site has been finalized in Accela	0	0	Not Applicable	0	Not Applicable
1	1	250	17TH ST	2/15/2017	2/15/2017	Not Applicable	clear	N	0	0	Not Applicable	0	Not Applicable	0	Not Applicable	1	Problem Fixed	0	Not Applicable	0	Not Applicable	Partial: Inspect erosion controls. Contractor only has 2 rumble/rattle plates for cleaning the tires of vehicles leaving the site. Contractor explained the short working space for his pad, no room for the placement of rip-rap rock.	1	1	YES	0	Not Applicable
1	See Above	250	17TH ST	See Above	4/20/2017	1/27/2016	Rain	Y	See Above	0	Not Applicable	0	Not Applicable	0	Not Applicable	0	Not Applicable	0	Not Applicable	0	Not Applicable	Partial: Was responding to a call from Ed McNair from Pubic Works, when I arrived on site the conditions did not excess	0	0	Not Applicable	0	Not Applicable
1	1	550	24TH ST	11/18/2016	11/18/2016	Not Applicable	Rain	Y	0	0	Not Applicable	0	Not Applicable	0	Not Applicable	0	Not Applicable	0	Not Applicable	0	Not Applicable	Partial: INSP 4" S/D PIPES ALREADY INSTALLED CHG IN PLANS AS BUILT DRW REQ'D EROSION CTRLS REQ'D FOR LANDSCAPED AREA'S- GAVE CORR NOTICE MET W-SUPT KENT MCKAY	0	0	Not Applicable	0	Not Applicable
1	See Above	550	24TH ST	See Above	11/21/2016	Not Applicable	clear	N	See Above	0	Not Applicable	0	Not Applicable	0	Not Applicable	0	Not Applicable	0	Not Applicable	0	Not Applicable	Partial: CONTR INSTALLED EROSION IN / FRONT OF BLDG-OK- BUT NOTHING IN THE BACK OF BLDG SEDIMENT RUNOFF AND TRACKING THE REAR PARKING LOT SUPT NOT ON SITE CREW WILL CALL HIM	0	0	Not Applicable	0	Not Applicable
1	See Above	550	24TH ST	See Above	11/22/2016	Not Applicable	Rain	Y	See Above	0	Not Applicable	0	Not Applicable	0	Not Applicable	0	Not Applicable	0	Not Applicable	0	Not Applicable	Partial: INSP EROSION CTRLS FRONT + BACK CONTR REMOVE DIRT PILES FROM REAR PARKING LOT	0	0	Not Applicable	0	Not Applicable

**City of Oakland
Summary of Construction Site Control Inspections
Private Projects
FY 2016-2017**

1	2	3	4	5			8	9	10	12						17	18	19			20		21							
				Enter 1 per inspection	Enter 1 for each site	Number				Site Name	DATE			Weather	Rain & Runoff Y/N			> 1 acre	Problems and Resolution (Resolution Options: Problem Fixed, Need More Time, Escalate Enforcement)						Illicit Discharge (R19)	Comments (Problem & Resolution))	Enforcement Level (R21)	Violation Corrected? (Y/N/TBD)		
											First Inspection	Inspection	Site Fully Stabilized						Erosion (R13)	Sediment (R14)	Run-on & Runoff (R15)	Active Treatment (R16)		Site Mgt. (R17)				Non S/W Mgt (R18)	10 Days	30 Days
1	See Above	550	24TH ST	See Above	11/23/2016	Not Applicable	Rain	Y	See Above	0	Not Applicable	0	Not Applicable	0	Not Applicable	0	Not Applicable	0	Not Applicable	0	Not Applicable	0	Partial: INSP RETAINING WALL COMPACTION + FORMS- OK TO POUR CONTR CLEAN UP REAR CONSTR SITE OK TO POUR ON MON DEPENDING ON THE WEATHER	0	0	Not Applicable	0	Not Applicable		
1	See Above	550	24TH ST	See Above	12/6/2016	Not Applicable	clear	N	See Above	0	Not Applicable	0	Not Applicable	0	Not Applicable	0	Not Applicable	0	Not Applicable	0	Not Applicable	0	Partial: INSP S/W REABR FOR PAD AND BERM REAR RT SIDE OK	0	0	Not Applicable	0	Not Applicable		
1	See Above	550	24TH ST	See Above	12/13/2016	Not Applicable	Rain	Y	See Above	0	Not Applicable	0	Not Applicable	0	Not Applicable	0	Not Applicable	0	Not Applicable	0	Not Applicable	0	Partial: INSP S/W WALKING PATH LT. SIDE REAR REWORK SMALL CONN- PAD- PUMPIMG NEW C.L. 2 NEEDED MAIN AREA NOT READY, PUMPING + STANDING WATER N/G D/N PASS 2:55PM-3:15PM 2.0 MILEAGE INSP S/W PATH PAD CL 2 AGG COMPACTION CORR'S OK NO PLASTIC	0	0	Not Applicable	0	Not Applicable		
1	See Above	550	24TH ST	See Above	12/14/2016	Not Applicable	Rain	Y	See Above	0	Not Applicable	0	Not Applicable	0	Not Applicable	0	Not Applicable	0	Not Applicable	0	Not Applicable	0	Partial: INSP POURED S/W WALKING PATHS + PAD IN THE RAIN CONTR DID NOT COVER THE WET CONCRETE WITH PLASTIC OR PLYWOOD	0	0	Not Applicable	0	Not Applicable		
1	See Above	550	24TH ST	See Above	12/20/2016	11/17/2016	clear	N	See Above	0	Not Applicable	0	Not Applicable	0	Not Applicable	0	Not Applicable	0	Not Applicable	0	Not Applicable	0	Partial: Date: 12/20/2016 Inspected steel and forms for concrete walkway ok to pour.	0	0	Not Applicable	0	Not Applicable		
1	1	1272	26TH AVE	12/1/2016	12/1/2016	10/16/2013	clear	N	0	0	Not Applicable	0	Not Applicable	0	Not Applicable	0	Not Applicable	0	Not Applicable	0	Not Applicable	0	Pass: Inspected the construction site, I found all grading work to have met the approved plans design & passed. OK to Final permit.. C. Ray.	0	0	Not Applicable	0	Not Applicable		
1	1	325	27th ST	11/1/2016	11/1/2016	Not Applicable	Rain	Y	0	0	Not Applicable	0	Not Applicable	0	Not Applicable	0	Not Applicable	0	Not Applicable	0	Not Applicable	0	Partial: Date: 11/1/2016 C-6 Inspection Erosion and traffic controls are in place. This site is in the beginning stages of construction and should be monitored weekly.	0	0	Not Applicable	0	Not Applicable		
1	See Above	325	27th ST	See Above	11/17/2016	Not Applicable	clear	N	See Above	0	Not Applicable	0	Not Applicable	0	Not Applicable	0	Not Applicable	0	Not Applicable	0	Not Applicable	0	Partial: Date: 11/17/2016 C-6 Inspection Erosion controls in place no site runoff.	0	0	Not Applicable	0	Not Applicable		
1	See Above	325	27th ST	See Above	11/21/2016	Not Applicable	clear	N	See Above	0	Not Applicable	0	Not Applicable	0	Not Applicable	0	Not Applicable	0	Not Applicable	0	Not Applicable	0	Partial: Date: 11/21/2016 C-6 Inspection Met with site supervisor and gave him verbal instructions to install proper construction driveways and to prevent offsite tracking. I will revisit site and give correction notice if necessary. Also told Contracto	0	0	Not Applicable	0	Not Applicable		
1	See Above	325	27th ST	See Above	11/28/2016	Not Applicable	Rain	Y	See Above	0	Not Applicable	0	Not Applicable	0	Not Applicable	1	Problem Fixed	0	Not Applicable	0	Not Applicable	0	Partial: Date: 11/28/2016 C-6 Inspection Correction Notice 1) Trucks are parked on 27th street contractor needs to follow traffic plan. 2) Contractor is not following truck route need to make corrections today 3) Construction driveway needs to be co	2	1	YES	0	Not Applicable		
1	See Above	325	27th ST	See Above	12/2/2016	Not Applicable	clear	N	See Above	0	Not Applicable	0	Not Applicable	0	Not Applicable	0	Not Applicable	0	Not Applicable	0	Not Applicable	0	Partial: Date: 12/2/2016 Contractor installed construction driveway C-6 Inspection Erosion controls and BMP's are in place with no site runoffs.	0	0	Not Applicable	0	Not Applicable		

**City of Oakland
Summary of Construction Site Control Inspections
Private Projects
FY 2016-2017**

1	2	3	4	5			8	9	10	11-16						17	18	19	20-21												
				Number	Site Name	DATE				Weather	Rain & Runoff Y/N	> 1 acre	Problems and Resolution (Resolution Options: Problem Fixed, Need More Time, Escalate Enforcement)						Illicit Discharge (R19)	Comments (Problem & Resolution))	Enforcement Level (R21)	Violation Corrected? (Y/N/TBD)									
						First Inspection							Inspection	Site Fully Stabilized	Erosion (R13)							Sediment (R14)	Run-on & Runoff (R15)	Active Treatment (R16)	Site Mgt. (R17)	Non S/W Mgt (R18)	10 Days	30 Days			
1	See Above	325	27th ST	See Above	12/5/2016	Not Applicable	clear	N	See Above	0	Not Applicable	0	Not Applicable	0	Not Applicable	0	Not Applicable	0	Not Applicable	0	Not Applicable	0	Not Applicable	0	Not Applicable	0	Not Applicable	0	Not Applicable	0	Not Applicable
1	See Above	325	27th ST	See Above	12/8/2016	Not Applicable	Rain	Y	See Above	0	Not Applicable	0	Not Applicable	0	Not Applicable	0	Not Applicable	0	Not Applicable	0	Not Applicable	0	Not Applicable	0	Not Applicable	0	Not Applicable	0	Not Applicable	0	Not Applicable
1	See Above	325	27th ST	See Above	12/9/2016	Not Applicable	Rain	Y	See Above	0	Not Applicable	0	Not Applicable	0	Not Applicable	0	Not Applicable	0	Not Applicable	0	Not Applicable	0	Not Applicable	0	Not Applicable	0	Not Applicable	0	Not Applicable	0	Not Applicable
1	See Above	325	27th ST	See Above	12/13/2016	Not Applicable	Rain	Y	See Above	0	Not Applicable	0	Not Applicable	0	Not Applicable	1	Problem Fixed	0	Not Applicable	0	Not Applicable	0	Not Applicable	2	1	YES	0	Not Applicable	0	Not Applicable	
1	See Above	325	27th ST	See Above	12/14/2016	Not Applicable	Rain	Y	See Above	0	Not Applicable	0	Not Applicable	0	Not Applicable	0	Not Applicable	0	Not Applicable	0	Not Applicable	0	Not Applicable	0	Not Applicable	0	Not Applicable	0	Not Applicable	0	Not Applicable
1	See Above	325	27th ST	See Above	1/4/2017	Not Applicable	Rain	Y	See Above	0	Not Applicable	0	Not Applicable	0	Not Applicable	0	Not Applicable	0	Not Applicable	0	Not Applicable	0	Not Applicable	0	Not Applicable	0	Not Applicable	0	Not Applicable	0	Not Applicable
1	See Above	325	27th ST	See Above	1/10/2017	Not Applicable	Rain	Y	See Above	0	Not Applicable	0	Not Applicable	0	Not Applicable	0	Not Applicable	0	Not Applicable	0	Not Applicable	0	Not Applicable	0	Not Applicable	0	Not Applicable	0	Not Applicable	0	Not Applicable
1	See Above	325	27th ST	See Above	1/19/2017	Not Applicable	Rain	Y	See Above	0	Not Applicable	0	Not Applicable	0	Not Applicable	0	Not Applicable	0	Not Applicable	0	Not Applicable	0	Not Applicable	0	Not Applicable	0	Not Applicable	0	Not Applicable	0	Not Applicable
1	See Above	325	27th ST	See Above	2/3/2017	Not Applicable	Rain	Y	See Above	0	Not Applicable	0	Not Applicable	0	Not Applicable	1	Problem Fixed	0	Not Applicable	0	Not Applicable	0	Not Applicable	1	1	YES	0	Not Applicable	0	Not Applicable	
1	See Above	325	27th ST	See Above	2/15/2017	Not Applicable	clear	N	See Above	0	Not Applicable	0	Not Applicable	0	Not Applicable	0	Not Applicable	0	Not Applicable	0	Not Applicable	0	Not Applicable	0	Not Applicable	0	Not Applicable	0	Not Applicable	0	Not Applicable
1	See Above	325	27th ST	See Above	3/1/2017	Not Applicable	clear	N	See Above	0	Not Applicable	0	Not Applicable	0	Not Applicable	0	Not Applicable	0	Not Applicable	0	Not Applicable	0	Not Applicable	0	Not Applicable	0	Not Applicable	0	Not Applicable	0	Not Applicable
1	See Above	325	27th ST	See Above	3/10/2017	Not Applicable	clear	N	See Above	0	Not Applicable	0	Not Applicable	0	Not Applicable	0	Not Applicable	0	Not Applicable	0	Not Applicable	0	Not Applicable	0	Not Applicable	0	Not Applicable	0	Not Applicable	0	Not Applicable
1	See Above	325	27th ST	See Above	3/29/2017	Not Applicable	clear	N	See Above	0	Not Applicable	0	Not Applicable	0	Not Applicable	0	Not Applicable	0	Not Applicable	0	Not Applicable	0	Not Applicable	0	Not Applicable	0	Not Applicable	0	Not Applicable	0	Not Applicable

**City of Oakland
Summary of Construction Site Control Inspections
Private Projects
FY 2016-2017**

1	2	3	4	5			8	9	10	11-16						17	18	19	20		21								
				Number	Site Name	DATE				Weather	Rain & Runoff Y/N	> 1 acre	Problems and Resolution (Resolution Options: Problem Fixed, Need More Time, Escalate Enforcement)						Illicit Discharge (R19)	Comments (Problem & Resolution))		Enforcement Level (R21)	Violation Corrected? (Y/N/TBD)						
						First Inspection							Inspection	Site Fully Stabilized	Erosion (R13)								Sediment (R14)	Run-on & Runoff (R15)	Active Treatment (R16)	Site Mgt. (R17)	Non S/W Mgt (R18)	10 Days	30 Days
1	See Above	325	27th ST	See Above	6/5/2017	Not Applicable	clear	N	See Above	0	Not Applicable	0	Not Applicable	0	Not Applicable	0	Not Applicable	1	Problem Fixed	0	Not Applicable	0	Not Applicable	Not Pass: Date: 6/5/2017 Correction Notice 1) Construction site tracking sweep and pick up dust & debris. 2) Clean sediment from around and in storm drain inlets	2	1	YES	0	Not Applicable
1	See Above	325	27th ST	See Above	6/9/2017	Not Applicable	clear	N	See Above	0	Not Applicable	0	Not Applicable	0	Not Applicable	0	Not Applicable	1	Problem Fixed	0	Not Applicable	0	Not Applicable	Partial: Date: 6/9/2017 C-6 Inspection Erosion controls in place verbal instructions to clean up trash along fence line.	1	1	YES	0	Not Applicable
1	See Above	325	27th ST	See Above	6/20/2017	10/3/2016	clear	N	See Above	0	Not Applicable	0	Not Applicable	0	Not Applicable	0	Not Applicable	0	Not Applicable	0	Not Applicable	0	Not Applicable	Partial: Date: 6/20/2017 C-6 Inspection No site issues	0	0	Not Applicable	0	Not Applicable
1	1	155	4TH ST	3/3/2017	3/3/2017	12/22/2016	clear	N	0	0	Not Applicable	0	Not Applicable	0	Not Applicable	0	Not Applicable	0	Not Applicable	0	Not Applicable	0	Not Applicable	Partial: Date: 3/3/2017 Pre construction meeting at 4th street offices.	0	0	Not Applicable	0	Not Applicable
1	1	744	52ND ST	7/15/2016	7/15/2016	Not Applicable	clear	N	0	0	Not Applicable	0	Not Applicable	0	Not Applicable	0	Not Applicable	0	Not Applicable	0	Not Applicable	0	Not Applicable	Partial: Date: 7/14/2016 Contractor was removing 8 inch plastic storm drain and replacing with cast iron pipe.	0	0	Not Applicable	0	Not Applicable
1	See Above	744	52ND ST	See Above	8/1/2016	Not Applicable	clear	N	See Above	0	Not Applicable	0	Not Applicable	0	Not Applicable	1	Problem Fixed	0	Not Applicable	0	Not Applicable	0	Not Applicable	Partial: MET W/DARRYL CONTR REPL OLD CONCRETE PIPE & C/B UNDER NEW BLDG WITH DUCTILE IRON	1	1	YES	0	Not Applicable
1	See Above	744	52ND ST	See Above	8/3/2016	Not Applicable	clear	N	See Above	0	Not Applicable	0	Not Applicable	0	Not Applicable	0	Not Applicable	0	Not Applicable	0	Not Applicable	0	Not Applicable	Partial: insp constr removing constr mats & debris from first floor contrs crew raising dust storms with cat	0	0	Not Applicable	0	Not Applicable
1	See Above	744	52ND ST	See Above	8/4/2016	Not Applicable	clear	N	See Above	0	Not Applicable	0	Not Applicable	0	Not Applicable	0	Not Applicable	0	Not Applicable	0	Not Applicable	0	Not Applicable	Partial: INSP EROSION CTRLS, DUST TRACKING AROUND A/C & CONSTR FENCE. 2. INSP GRADING WORK BUILDING UP CL ii BASE UNDER NEW STRUCTURE.	0	0	Not Applicable	0	Not Applicable
1	See Above	744	52ND ST	See Above	8/5/2016	Not Applicable	clear	N	See Above	0	Not Applicable	0	Not Applicable	0	Not Applicable	0	Not Applicable	0	Not Applicable	0	Not Applicable	0	Not Applicable	Partial: INSP GRADING WORK UNDER NEW BUILDING	0	0	Not Applicable	0	Not Applicable
1	See Above	744	52ND ST	See Above	8/8/2016	Not Applicable	clear	N	See Above	0	Not Applicable	0	Not Applicable	0	Not Applicable	0	Not Applicable	0	Not Applicable	0	Not Applicable	0	Not Applicable	Partial: INSP POURED S/W & NEW S/W COMP & REBAR AREAS OK	0	0	Not Applicable	0	Not Applicable
1	See Above	744	52ND ST	See Above	8/9/2016	Not Applicable	clear	N	See Above	0	Not Applicable	0	Not Applicable	0	Not Applicable	0	Not Applicable	0	Not Applicable	0	Not Applicable	0	Not Applicable	Partial: INSP GRADING UNDER NEW BLDG EROSION CTRLS CONTR RUNNING ST	0	0	Not Applicable	0	Not Applicable
1	See Above	744	52ND ST	See Above	8/12/2016	Not Applicable	clear	N	See Above	0	Not Applicable	0	Not Applicable	0	Not Applicable	0	Not Applicable	0	Not Applicable	0	Not Applicable	0	Not Applicable	Partial: INSP EROSION CTRLS	0	0	Not Applicable	0	Not Applicable
1	See Above	744	52ND ST	See Above	8/18/2016	Not Applicable	clear	N	See Above	0	Not Applicable	0	Not Applicable	0	Not Applicable	0	Not Applicable	0	Not Applicable	0	Not Applicable	0	Not Applicable	Partial: CONTR IS NOT READY FOR SIGN OFF - BLDG NOT COMPLD	0	0	Not Applicable	0	Not Applicable
1	See Above	744	52ND ST	See Above	8/18/2016	Not Applicable	clear	N	See Above	0	Not Applicable	0	Not Applicable	0	Not Applicable	0	Not Applicable	0	Not Applicable	0	Not Applicable	0	Not Applicable	Partial: MET W/TYLER GAVE HIM A COPY OF ALTERNATE MATERIALS & METHOD REQUEST FORMS TO FILL OUT AND SUBMIT TO TIM LOW.	0	0	Not Applicable	0	Not Applicable
1	See Above	744	52ND ST	See Above	8/26/2016	Not Applicable	clear	N	See Above	0	Not Applicable	0	Not Applicable	0	Not Applicable	0	Not Applicable	0	Not Applicable	0	Not Applicable	0	Not Applicable	Partial: INSP CLEARED BY TIM LOW	0	0	Not Applicable	0	Not Applicable
1	See Above	744	52ND ST	See Above	8/26/2016	Not Applicable	clear	N	See Above	0	Not Applicable	0	Not Applicable	0	Not Applicable	0	Not Applicable	0	Not Applicable	0	Not Applicable	0	Not Applicable	Partial: CONTR IS WORKING ON UTILITY TRENCH - NOT READY FOR BK FILL	0	0	Not Applicable	0	Not Applicable
1	See Above	744	52ND ST	See Above	10/3/2016	Not Applicable	Rain	Y	See Above	0	Not Applicable	0	Not Applicable	0	Not Applicable	1	Problem Fixed	0	Not Applicable	0	Not Applicable	0	Not Applicable	Partial: INSP EROSION CTRLS S/W REBAR AND COMP REMOVE ALL LOOSE CL2 AGG UNDER RENAR REMOVE CONCRETE WASH OFF	1	1	YES	0	Not Applicable
1	See Above	744	52ND ST	See Above	10/5/2016	Not Applicable	clear	N	See Above	0	Not Applicable	0	Not Applicable	0	Not Applicable	0	Not Applicable	0	Not Applicable	0	Not Applicable	0	Not Applicable	Partial: INSP S/W POUR INSIDE PARKING STRUCTURE; INSP COMP AND REBAR FOR NEW S/W ON FRI	0	0	Not Applicable	0	Not Applicable
1	See Above	744	52ND ST	See Above	10/7/2016	Not Applicable	clear	N	See Above	0	Not Applicable	0	Not Applicable	0	Not Applicable	0	Not Applicable	0	Not Applicable	0	Not Applicable	0	Not Applicable	Partial: INSP CONCRETE POURED S/W UNDER GARAGE - OK	0	0	Not Applicable	0	Not Applicable
1	See Above	744	52ND ST	See Above	10/18/2016	Not Applicable	clear	N	See Above	0	Not Applicable	0	Not Applicable	0	Not Applicable	0	Not Applicable	0	Not Applicable	0	Not Applicable	0	Not Applicable	Partial: INSP REBAR PAD AND LAYOUT OF STEEL	0	0	Not Applicable	0	Not Applicable
1	See Above	744	52ND ST	See Above	10/20/2016	Not Applicable	clear	N	See Above	0	Not Applicable	0	Not Applicable	0	Not Applicable	0	Not Applicable	0	Not Applicable	0	Not Applicable	0	Not Applicable	Partial: INSP REBAR PAD FOR POURING OK	0	0	Not Applicable	0	Not Applicable

**City of Oakland
Summary of Construction Site Control Inspections
Private Projects
FY 2016-2017**

1	2	3	4	5			8	9	10	11-16						17	18	19	20		21								
				Number	Site Name	DATE				Weather	Rain & Runoff Y/N	> 1 acre	Problems and Resolution (Resolution Options: Problem Fixed, Need More Time, Escalate Enforcement)						Illicit Discharge (R19)	Comments (Problem & Resolution))		Enforcement Level (R21)	Violation Corrected? (Y/N/TBD)						
						First Inspection							Inspection	Site Fully Stabilized	Erosion (R13)								Sediment (R14)	Run-on & Runoff (R15)	Active Treatment (R16)	Site Mgt. (R17)	Non S/W Mgt (R18)	10 Days	30 Days
1	See Above	744	52ND ST	See Above	6/27/2017	11/06/2015	clear	N	See Above	0	Not Applicable	0	Not Applicable	0	Not Applicable	0	Not Applicable	0	Not Applicable	0	Not Applicable	0	0	Not Applicable	0	Not Applicable	0	Not Applicable	
1	1	1160	66TH ST	2/16/2017	2/16/2017	Not Applicable	Rain	Y	0	0	Not Applicable	0	Not Applicable	0	Not Applicable	1	Problem Fixed	0	Not Applicable	0	Not Applicable	1	1	YES	0	Not Applicable			
1	See Above	1160	66TH ST	See Above	2/17/2017	Not Applicable	Rain	Y	See Above	0	Not Applicable	0	Not Applicable	0	Not Applicable	1	Problem Fixed	0	Not Applicable	0	Not Applicable	2	1	YES	0	Not Applicable			
1	See Above	1160	66TH ST	See Above	2/21/2017	2/7/2017	Rain	Y	See Above	0	Not Applicable	0	Not Applicable	0	Not Applicable	1	Problem Fixed	0	Not Applicable	0	Not Applicable	2	1	YES	0	Not Applicable			
1	1	2800	7TH ST	7/13/2016	7/13/2016	04/29/2016	clear	N	1	0	Not Applicable	0	Not Applicable	0	Not Applicable	0	Not Applicable	0	Not Applicable	0	Not Applicable	0	0	Not Applicable	0	Not Applicable			
1	1	4206	ABERFOIL AVE	9/22/2016	9/22/2016	Not Applicable	clear	N	0	0	Not Applicable	0	Not Applicable	0	Not Applicable	1	Problem Fixed	0	Not Applicable	0	Not Applicable	1	1	YES	0	Not Applicable			
1	See Above	4206	ABERFOIL AVE	See Above	9/23/2016	Not Applicable	clear	N	See Above	0	Not Applicable	0	Not Applicable	0	Not Applicable	0	Not Applicable	0	Not Applicable	0	Not Applicable	0	0	Not Applicable	0	Not Applicable			
1	See Above	4206	ABERFOIL AVE	See Above	10/25/2016	9/22/2016	Rain	Y	See Above	0	Not Applicable	0	Not Applicable	0	Not Applicable	0	Not Applicable	0	Not Applicable	0	Not Applicable	0	0	Not Applicable	0	Not Applicable			
1	1	6226	ACACIA AVE	12/12/2016	12/12/2016	Not Applicable	clear	N	0	0	Not Applicable	0	Not Applicable	0	Not Applicable	0	Not Applicable	0	Not Applicable	0	Not Applicable	0	0	Not Applicable	0	Not Applicable			
1	See Above	6226	ACACIA AVE	See Above	2/7/2017	Not Applicable	Rain	Y	See Above	0	Not Applicable	0	Not Applicable	0	Not Applicable	1	Problem Fixed	0	Not Applicable	0	Not Applicable	2	1	YES	0	Not Applicable			
1	See Above	6226	ACACIA AVE	See Above	2/8/2017	4/27/2016	Rain	Y	See Above	0	Not Applicable	0	Not Applicable	0	Not Applicable	0	Not Applicable	0	Not Applicable	0	Not Applicable	0	0	Not Applicable	0	Not Applicable			
1	1	183	ALTA RD	7/20/2016	7/20/2016	Not Applicable	clear	N	0	0	Not Applicable	0	Not Applicable	0	Not Applicable	0	Not Applicable	0	Not Applicable	0	Not Applicable	0	0	Not Applicable	0	Not Applicable			
1	See Above	183	ALTA RD	See Above	10/18/2016	7/9/2015	clear	N	See Above	0	Not Applicable	0	Not Applicable	0	Not Applicable	0	Not Applicable	0	Not Applicable	0	Not Applicable	0	0	Not Applicable	0	Not Applicable			

**City of Oakland
Summary of Construction Site Control Inspections
Private Projects
FY 2016-2017**

1 Enter 1 per inspection	2 Enter 1 for each site	3 Number	4 Site Name	5 DATE			8 Weather	9 Rain & Runoff Y/N	10 > 1 acre	11-16 Problems and Resolution (Resolution Options: Problem Fixed, Need More Time, Escalate Enforcement)						17 Illicit Discharge (R19)	18 Comments (Problem & Resolution))	19 Enforcement Level (R21)	20-21 Violation Corrected? (Y/N/TBD)								
				5 First Inspection	6 Inspection	7 Site Fully Stabilized				11 Erosion (R13)	12 Sediment (R14)	13 Run-on & Runoff (R15)	14 Active Treatment (R16)	15 Site Mgt. (R17)	16 Non S/W Mgt (R18)				10 Days	30 Days							
																					10 Days	30 Days					
1	1	515	APGAR ST	8/7/2016	5/25/2016	Not Applicable	clear	N	1	0	Not Applicable	0	Not Applicable	0	Not Applicable	1	Problem Fixed	0	Not Applicable	0	Not Applicable	Date: 7/12/2016 Correction notice 1. Need 11"x14" plot plan. 2. Provide privet sewer certificate. PSL private sewer lateral certificate by EBMUD. www.eastbaypsl.com	2	1	YES	0	Not Applicable
1	See Above	515	APGAR ST	See Above	7/11/2016	Not Applicable	clear	N	See Above	0	Not Applicable	0	Not Applicable	0	Not Applicable	0	Not Applicable	0	Not Applicable	0	Not Applicable	Pending: Date: 7/11/2016 Looked at punch list all items from Cliffs list were completed. I signed building card.	0	0	Not Applicable	0	Not Applicable
1	See Above	515	APGAR ST	See Above	7/12/2016	Not Applicable	clear	N	See Above	0	Not Applicable	0	Not Applicable	0	Not Applicable	1	Problem Fixed	0	Not Applicable	0	Not Applicable	Not Pass: Date: 7/12/2016 Correction notice 1. Need 11"x14" plot plan. 2. Provide privet sewer certificate. PSL private sewer lateral certificate by EBMUD. www.eastbaypsl.com	2	1	YES	0	Not Applicable
1	See Above	515	APGAR ST	See Above	7/13/2016	Not Applicable	clear	N	See Above	0	Not Applicable	0	Not Applicable	0	Not Applicable	0	Not Applicable	0	Not Applicable	0	Not Applicable	Pass: Date: 7/13/2016 Office visit. The contractor showed me the missing awnings. The project now passes zoning inspection. I signed the job card. CMC x6986	0	0	Not Applicable	0	Not Applicable
1	See Above	515	APGAR ST	See Above	7/1/2016	Not Applicable	clear	N	See Above	0	Not Applicable	0	Not Applicable	0	Not Applicable	1	Problem Fixed	0	Not Applicable	0	Not Applicable	Partial: 40TH STREET & WEST STREET CONTR MADE TEMP - REPAIRS ON CORR NOTICE	2	1	YES	0	Not Applicable
1	See Above	515	APGAR ST	See Above	7/6/2016	Not Applicable	clear	N	See Above	0	Not Applicable	0	Not Applicable	0	Not Applicable	1	Problem Fixed	0	Not Applicable	0	Not Applicable	Partial: MT W MCG & HESTER, RAY'S ELECTRIC RE-INSPECT THEIR CORR'S TO TRENCH PLUG PAVING AT 40TH STREET & WEST ST NO GOOD FAIL SAW CUT RE-DO	1	1	YES	0	Not Applicable
1	See Above	515	APGAR ST	See Above	8/7/2016	Not Applicable	clear	N	See Above	0	Not Applicable	0	Not Applicable	0	Not Applicable	0	Not Applicable	0	Not Applicable	0	Not Applicable	Pass: Date: 8/7/2016 Final in office 7/26/16	0	0	Not Applicable	0	Not Applicable
1	See Above	515	APGAR ST	See Above	8/15/2016	Not Applicable	clear	N	See Above	0	Not Applicable	0	Not Applicable	0	Not Applicable	0	Not Applicable	0	Not Applicable	0	Not Applicable	Partial: INSP R/O/W BETW PARKING LOT & BLDG 3847 TELEGR	0	0	Not Applicable	0	Not Applicable
1	See Above	515	APGAR ST	See Above	11/2/2016	5/25/2016	clear	N	See Above	0	Not Applicable	0	Not Applicable	0	Not Applicable	1	Problem Fixed	0	Not Applicable	0	Not Applicable	Partial: PUNCH LIST CORRECTION ITEMS HAVE NOT BEEN STARTED	2	1	YES	0	Not Applicable
1	1	2120	ARROWHEAD DR	10/20/2016	10/20/2016	Not Applicable	clear	N	0	0	Not Applicable	0	Not Applicable	0	Not Applicable	1	Problem Fixed	0	Not Applicable	0	Not Applicable	Not Pass-Site Mgmt: Date: 10/20/2016 Contractor has begun tree removal and grubbing without erosion controls in place. It is rainy season and I don't see and AMR on fill a stop work order has been issued.	3	1	YES	0	Not Applicable
1	See Above	2120	ARROWHEAD DR	See Above	11/3/2016	Not Applicable	clear	N	See Above	0	Not Applicable	0	Not Applicable	0	Not Applicable	0	Not Applicable	0	Not Applicable	0	Not Applicable	Partial: Date: 11/3/2016 C-6 Inspection All erosion controls are in place, no site runoff, inlets are protected.	0	0	Not Applicable	0	Not Applicable
1	See Above	2120	ARROWHEAD DR	See Above	11/17/2016	Not Applicable	clear	N	See Above	0	Not Applicable	0	Not Applicable	0	Not Applicable	1	Problem Fixed	0	Not Applicable	0	Not Applicable	Partial: EROSION CTRLS ARE INCORRENTLY INSTALLED, SITTING ON TOP OF THE GRD. SITE NOT WINTERIZED DIRT PILES NOT COVERED. S/D NOT PROPERLY PROTECTED GAVE- CORR NOTICE	2	1	YES	0	Not Applicable
1	See Above	2120	ARROWHEAD DR	See Above	11/23/2016	Not Applicable	Rain	Y	See Above	0	Not Applicable	0	Not Applicable	0	Not Applicable	0	Not Applicable	0	Not Applicable	0	Not Applicable	Partial: Date: 11/23/2016 C-6 Inspection No site runoff and BMP's are in place.	0	0	Not Applicable	0	Not Applicable
1	See Above	2120	ARROWHEAD DR	See Above	12/2/2016	Not Applicable	clear	N	See Above	0	Not Applicable	0	Not Applicable	0	Not Applicable	0	Not Applicable	0	Not Applicable	0	Not Applicable	Partial: Date: 12/2/2016 C-6 Inspection Erosion controls and BMP's are in place with no site runoffs	0	0	Not Applicable	0	Not Applicable
1	See Above	2120	ARROWHEAD DR	See Above	12/8/2016	10/7/2016	Rain	Y	See Above	0	Not Applicable	0	Not Applicable	0	Not Applicable	0	Not Applicable	0	Not Applicable	0	Not Applicable	Partial: Date: 12/8/2016 C-6 Inspection All BMP's in place with no site runoff.	0	0	Not Applicable	0	Not Applicable

**City of Oakland
Summary of Construction Site Control Inspections
Private Projects
FY 2016-2017**

1	2	3	4	5			8	9	10	11-16						17	18	19	20-21									
				Number	Site Name	DATE				Weather	Rain & Runoff Y/N	> 1 acre	Problems and Resolution (Resolution Options: Problem Fixed, Need More Time, Escalate Enforcement)						Illicit Discharge (R19)	Comments (Problem & Resolution))	Enforcement Level (R21)	Violation Corrected? (Y/N/TBD)						
						First Inspection							Inspection	Site Fully Stabilized	Erosion (R13)							Sediment (R14)	Run-on & Runoff (R15)	Active Treatment (R16)	Site Mgt. (R17)	Non S/W Mgt (R18)	10 Days	30 Days
1	1	5883	ASCOT DR	10/14/2016	10/14/2016	Not Applicable	Rain	Y	0	0	Not Applicable	0	Not Applicable	0	Not Applicable	0	Not Applicable	0	Not Applicable	0	0	Not Applicable	0	Not Applicable				
1	See Above	5883	ASCOT DR	See Above	12/1/2016	10/13/2016	clear	N	See Above	0	Not Applicable	0	Not Applicable	0	Not Applicable	0	Not Applicable	0	Not Applicable	0	0	Not Applicable	0	Not Applicable				
1	1	5917	BALBOA DR	11/30/2016	11/30/2016	7/21/2016	Rain	Y	0	0	Not Applicable	0	Not Applicable	0	Not Applicable	0	Not Applicable	0	Not Applicable	0	0	Not Applicable	0	Not Applicable				
1	1	4110	BALFOUR AVE	11/1/2016	11/1/2016	Not Applicable	Rain	Y	0	0	Not Applicable	0	Not Applicable	0	Not Applicable	0	Not Applicable	0	Not Applicable	0	0	Not Applicable	0	Not Applicable				
1	See Above	4110	BALFOUR AVE	See Above	3/2/2017	6/29/2015	clear	N	See Above	0	Not Applicable	0	Not Applicable	0	Not Applicable	0	Not Applicable	0	Not Applicable	0	0	Not Applicable	0	Not Applicable				
1	1	2301	BROADWAY	12/15/2016	12/15/2016	Not Applicable	Rain	Y	1	0	Not Applicable	0	Not Applicable	0	Not Applicable	0	Not Applicable	0	Not Applicable	0	0	Not Applicable	0	Not Applicable				
1	See Above	2301	BROADWAY	See Above	12/16/2016	8/5/2014	clear	N	See Above	0	Not Applicable	0	Not Applicable	0	Not Applicable	0	Not Applicable	0	Not Applicable	0	0	Not Applicable	0	Not Applicable				
1	See Above	2301	BROADWAY	See Above	1/18/2017	7/6/2017	Rain	Y	See Above	0	Not Applicable	0	Not Applicable	0	Not Applicable	0	Not Applicable	0	Not Applicable	0	0	Not Applicable	0	Not Applicable				
1	1	2630	BROADWAY	7/1/2016	7/1/2016	09/29/2016	clear	N	1	0	Not Applicable	0	Not Applicable	0	Not Applicable	1	Problem Fixed	0	Not Applicable	0	1	1	YES	0	Not Applicable			
1	1	3001	BROADWAY	6/14/2017	6/14/2017	Not Applicable	clear	N	See Above	0	Not Applicable	0	Not Applicable	0	Not Applicable	1	Problem Fixed	0	Not Applicable	0	0	1	YES	0	Not Applicable			
1	See Above	3001	BROADWAY	See Above	6/19/2017	10/06/2014	clear	N	See Above	0	Not Applicable	0	Not Applicable	0	Not Applicable	1	Problem Fixed	0	Not Applicable	0	0	1	YES	0	Not Applicable			
1	1	3093	BROADWAY	7/7/2016	7/7/2016	Not Applicable	clear	N	0	0	Not Applicable	0	Not Applicable	0	Not Applicable	1	Problem Fixed	0	Not Applicable	0	1	1	YES	0	Not Applicable			
1	See Above	3093	BROADWAY	See Above	7/7/2016	Not Applicable	clear	N	See Above	0	Not Applicable	0	Not Applicable	0	Not Applicable	1	Problem Fixed	0	Not Applicable	0	1	1	YES	0	Not Applicable			

**City of Oakland
Summary of Construction Site Control Inspections
Private Projects
FY 2016-2017**

1 Enter 1 per inspection	2 Enter 1 for each site	3 Number	4 Site Name	5 DATE			8 Weather	9 Rain & Runoff Y/N	10 > 1 acre	11-16 Problems and Resolution (Resolution Options: Problem Fixed, Need More Time, Escalate Enforcement)						17 Illicit Discharge (R19)	18 Comments (Problem & Resolution))	19 Enforcement Level (R21)	20-21 Violation Corrected? (Y/N/TBD)								
				First Inspection	Inspection	Site Fully Stabilized				Erosion (R13)	Sediment (R14)	Run-on & Runoff (R15)	Active Treatment (R16)	Site Mgt. (R17)	Non S/W Mgt (R18)				10 Days	30 Days							
																					10 Days	30 Days					
1	See Above	3093	BROADWAY	See Above	8/9/2016	Not Applicable	clear	N	See Above	0	Not Applicable	0	Not Applicable	0	Not Applicable	1	Problem Fixed	0	Not Applicable	0	Not Applicable	Not Pass-Site Mgmt: Date: 8/9/2016 Contractor will water down soil pile for 1 day then remove from site.	1	1	YES	0	Not Applicable
1	See Above	3093	BROADWAY	See Above	8/12/2016	Not Applicable	clear	N	See Above	0	Not Applicable	0	Not Applicable	0	Not Applicable	1	Problem Fixed	0	Not Applicable	0	Not Applicable	Not Pass-Site Mgmt: Date: 8/11/2016 Gave verbal communication to the contractor to water down his work site for dust control	1	1	YES	0	Not Applicable
1	See Above	3093	BROADWAY	See Above	8/12/2016	Not Applicable	clear	N	See Above	0	Not Applicable	0	Not Applicable	0	Not Applicable	1	Problem Fixed	0	Not Applicable	0	Not Applicable	Partial: Date: 8/12/2016 Contractor is removing soil from site. Sweeper is running continually on the roadway. I did ask the contractor to water the site more often for dust control	1	1	YES	0	Not Applicable
1	See Above	3093	BROADWAY	See Above	8/17/2016	Not Applicable	clear	N	See Above	0	Not Applicable	0	Not Applicable	0	Not Applicable	1	Problem Fixed	0	Not Applicable	0	Not Applicable	Partial: Date: 8/16/2016 C-6 inspections 1) Site is tracking soil from the driveway. 2) Soil piles are uncovered Sweep entrance and keep it soil free at all times No! off site tracking. Cover soil piles at the end of each 0day with plastic.	1	1	YES	0	Not Applicable
1	See Above	3093	BROADWAY	See Above	8/30/2016	Not Applicable	clear	N	See Above	0	Not Applicable	0	Not Applicable	0	Not Applicable	0	Not Applicable	0	Not Applicable	0	Not Applicable	Partial: Date: 8/30/2016 C-6 Inspection Contractor is off hauling soils from site. Sweeper is running full time. Very little off site tracking.	0	0	Not Applicable	0	Not Applicable
1	See Above	3093	BROADWAY	See Above	9/30/2016	Not Applicable	clear	N	See Above	0	Not Applicable	0	Not Applicable	0	Not Applicable	1	Problem Fixed	0	Not Applicable	0	Not Applicable	Not Pass-Site Mgmt: Date: 9/30/2016 Gave contractor verbal instructions to cover piles at the end of each day. And to prepare for rain	1	1	YES	0	Not Applicable
1	See Above	3093	BROADWAY	See Above	10/3/2016	Not Applicable	Rain	Y	See Above	0	Not Applicable	0	Not Applicable	0	Not Applicable	0	Not Applicable	0	Not Applicable	0	Not Applicable	Partial: Date: 10/3/2016 C-6 inspection Rain Day BMP's in place for rain today no site runoff	0	0	Not Applicable	0	Not Applicable
1	See Above	3093	BROADWAY	See Above	10/17/2016	Not Applicable	clear	N	See Above	0	Not Applicable	0	Not Applicable	0	Not Applicable	0	Not Applicable	0	Not Applicable	0	Not Applicable	Partial: Date: 10/17/2016 C-6 inspection Erosion controls are in place but there's some question about what to do with the storm water that has accumulated on site. Weather it can be dumped in the storm drain system.	0	0	Not Applicable	0	Not Applicable
1	See Above	3093	BROADWAY	See Above	11/21/2016	Not Applicable	clear	N	See Above	0	Not Applicable	0	Not Applicable	0	Not Applicable	1	Problem Fixed	0	Not Applicable	0	Not Applicable	Partial: Date: 11/21/2016 Instructed contractor to install proper construction driveway with 3 to 6 inch rip rap rock and Rattle plates.	1	1	YES	0	Not Applicable
1	See Above	3093	BROADWAY	See Above	11/23/2016	Not Applicable	Rain	Y	See Above	0	Not Applicable	0	Not Applicable	0	Not Applicable	1	Problem Fixed	0	Not Applicable	0	Not Applicable	Partial: Date: 11/23/2016 Contractor had closed a lane to deliver concrete without a permit. I had Contractor open the lane and instructed them to have there new new construction driveway by next Thursday.	1	1	YES	0	Not Applicable
1	See Above	3093	BROADWAY	See Above	11/28/2016	Not Applicable	Rain	Y	See Above	0	Not Applicable	0	Not Applicable	0	Not Applicable	0	Not Applicable	0	Not Applicable	0	Not Applicable	Partial: Date: 11/28/2016 C-6 Inspection No site runoff and BMP's are in place.	0	0	Not Applicable	0	Not Applicable

**City of Oakland
Summary of Construction Site Control Inspections
Private Projects
FY 2016-2017**

1 Enter 1 per inspection	2 Enter 1 for each site	3 Number	4 Site Name	5 DATE			8 Weather	9 Rain & Runoff Y/N	10 > 1 acre	11-18 Problems and Resolution (Resolution Options: Problem Fixed, Need More Time, Escalate Enforcement)						17 Illicit Discharge (R19)	19 Comments (Problem & Resolution))	21 Enforcement Level (R21)	20 Violation Corrected? (Y/N/TBD)								
				6 First Inspection	7 Inspection	Site Fully Stabilized				Erosion (R13)	Sediment (R14)	Run-on & Runoff (R15)	Active Treatment (R16)	Site Mgt. (R17)	Non S/W Mgt (R18)				10 Days	30 Days							
1	See Above	3093	BROADWAY	See Above	12/2/2016	Not Applicable	clear	N	See Above	0	Not Applicable	0	Not Applicable	0	Not Applicable	1	Problem Fixed	0	Not Applicable	0	Not Applicable	Not Pass-Site Mgmt: Date: 12/2/2016 C-6 Inspection Correction Notice 1)Install construction driveway, 3-6 inch rip rap rock 1 foot in depth 50 feet long and total width of driveway with silt cloth at the bottom of the rock. This will need to be instal	2	1	YES	0	Not Applicable
1	See Above	3093	BROADWAY	See Above	12/5/2016	Not Applicable	clear	N	See Above	0	Not Applicable	0	Not Applicable	0	Not Applicable	1	Problem Fixed	0	Not Applicable	0	Not Applicable	Partial: Date: 12/5/2016 Construction driveway is in and soils pile are covered. Site is tracking but contractor is sweeping and cleaning.	1	1	YES	0	Not Applicable
1	See Above	3093	BROADWAY	See Above	12/8/2016	Not Applicable	Rain	Y	See Above	0	Not Applicable	0	Not Applicable	0	Not Applicable	0	Not Applicable	0	Not Applicable	0	Not Applicable	Partial: Date: 12/8/2016 C-6 Inspection Rainy Day C-6 Inspection All BMP's in place with no site runoff.	0	0	Not Applicable	0	Not Applicable
1	See Above	3093	BROADWAY	See Above	12/14/2016	Not Applicable	Rain	Y	See Above	0	Not Applicable	0	Not Applicable	0	Not Applicable	0	Not Applicable	0	Not Applicable	0	Not Applicable	Partial: Date: 12/14/2016 C-6 Inspection Rainy Day All BMP's in place with no site runoff	0	0	Not Applicable	0	Not Applicable
1	See Above	3093	BROADWAY	See Above	4/7/2017	Not Applicable	Rain	Y	See Above	0	Not Applicable	1	Problem Fixed	0	Not Applicable	1	Problem Fixed	0	Not Applicable	0	Not Applicable	Not Pass - Sediment Controls: Date: 4/6/2017 Contractor has opened up a new driveway without proper controls in place. The driveway was closed while I was there. I they want to reopen the driveway a construction driveway will need to added.	1	2	YES	0	Not Applicable
1	See Above	3093	BROADWAY	See Above	4/11/2017	3/31/2016	Rain	Y	See Above	0	Not Applicable	0	Not Applicable	0	Not Applicable	1	Problem Fixed	0	Not Applicable	0	Not Applicable	Not Pass - Sediment Controls: Date: 4/11/2017 Site is tracking from construction driveway gave verbal notice	1	1	YES	0	Not Applicable
1	1	3701	BROADWAY	10/3/2016	10/3/2016	Not Applicable	Rain	Y	0	0	Not Applicable	0	Not Applicable	0	Not Applicable	0	Not Applicable	0	Not Applicable	0	Not Applicable	Partial: MET W-SUPT ELI WALKED SITE CONTR DRILLING PIER HOLES EROSION BARER TANK WILL ARRIVE LATER TODAY. INSP EROSION CTRLS, COVER DIRT PILES WITH VISQUEEN	0	0	Not Applicable	0	Not Applicable
1	See Above	3701	BROADWAY	See Above	10/4/2016	Not Applicable	clear	N	See Above	0	Not Applicable	0	Not Applicable	0	Not Applicable	0	Not Applicable	0	Not Applicable	0	Not Applicable	Partial: INSP 5 REBAR CAGES AND CONCRETE POURED FOR ANCHORS	0	0	Not Applicable	0	Not Applicable
1	See Above	3701	BROADWAY	See Above	10/5/2016	Not Applicable	clear	N	See Above	0	Not Applicable	0	Not Applicable	0	Not Applicable	0	Not Applicable	0	Not Applicable	0	Not Applicable	Partial: INSP CONTR PIER DRILLING, REBAR, CAGED AND CONCRETE OK	0	0	Not Applicable	0	Not Applicable
1	See Above	3701	BROADWAY	See Above	10/12/2016	8/22/2016	clear	N	See Above	0	Not Applicable	0	Not Applicable	0	Not Applicable	0	Not Applicable	0	Not Applicable	0	Not Applicable	Partial: INSP REBAR AND FORMS OK TO POUR NEW HEAD WALL	0	0	Not Applicable	0	Not Applicable
1	1	4242	BROADWAY	5/23/2017	5/23/2017	Not Applicable	clear	N	0	0	Not Applicable	0	Not Applicable	0	Not Applicable	0	Not Applicable	0	Not Applicable	0	Not Applicable	Partial: Met with Supt. Howard, the contractor has not completed construction of the building. The site will have to be completely finished including ground cover, before the GR Permit will be ready for sign off.	0	0	Not Applicable	0	Not Applicable
1	See Above	4242	BROADWAY	See Above	5/23/2017	Not Applicable	clear	N	See Above	0	Not Applicable	0	Not Applicable	0	Not Applicable	0	Not Applicable	0	Not Applicable	0	Not Applicable	Partial: Walked the site and discuss the installation of the S/D pipes, junction boxes and catch basins tie-ins . The contractor installed 4 -3" ' pipes out of each catch basin (3) per plans under the sidewalk	0	0	Not Applicable	0	Not Applicable
1	See Above	4242	BROADWAY	See Above	6/15/2017	4/26/2017	clear	N	See Above	0	Not Applicable	0	Not Applicable	0	Not Applicable	0	Not Applicable	0	Not Applicable	0	Not Applicable	Partial: Inspect (3) S/D Bio-Retention Ponds special dirt back fill in the parking lot and under the building, OK.	0	0	Not Applicable	0	Not Applicable

**City of Oakland
Summary of Construction Site Control Inspections
Private Projects
FY 2016-2017**

1	2	3	4	5			8	9	10	11-16						17	18	19	20-21									
				Number	Site Name	DATE				Weather	Rain & Runoff Y/N	> 1 acre	Problems and Resolution (Resolution Options: Problem Fixed, Need More Time, Escalate Enforcement)						Illicit Discharge (R19)	Comments (Problem & Resolution))	Enforcement Level (R21)	Violation Corrected? (Y/N/TBD)						
						First Inspection							Inspection	Site Fully Stabilized	Erosion (R13)							Sediment (R14)	Run-on & Runoff (R15)	Active Treatment (R16)	Site Mgt. (R17)	Non S/W Mgt (R18)	10 Days	30 Days
1	1	4901	BROADWAY	7/22/2016	7/22/2016	Not Applicable	clear	N	0	0	Not Applicable	0	Not Applicable	0	Not Applicable	0	Not Applicable	0	Not Applicable	2	1	YES	0	Not Applicable				
1	See Above	4901	BROADWAY	See Above	8/10/2016	Not Applicable	clear	N	See Above	0	Not Applicable	0	Not Applicable	0	Not Applicable	0	Not Applicable	0	Not Applicable	0	0	Not Applicable	0	Not Applicable				
1	See Above	4901	BROADWAY	See Above	8/24/2016	Not Applicable	clear	N	See Above	0	Not Applicable	0	Not Applicable	0	Not Applicable	0	Not Applicable	0	Not Applicable	0	0	Not Applicable	0	Not Applicable				
1	See Above	4901	BROADWAY	See Above	8/25/2016	Not Applicable	clear	N	See Above	0	Not Applicable	0	Not Applicable	0	Not Applicable	1	Problem Fixed	0	Not Applicable	0	1	1	YES	0	Not Applicable			
1	See Above	4901	BROADWAY	See Above	9/20/2016	Not Applicable	clear	N	See Above	0	Not Applicable	0	Not Applicable	0	Not Applicable	0	Not Applicable	0	Not Applicable	0	0	0	Not Applicable	0	Not Applicable			
1	See Above	4901	BROADWAY	See Above	11/15/2016	Not Applicable	clear	N	See Above	0	Not Applicable	0	Not Applicable	0	Not Applicable	0	Not Applicable	0	Not Applicable	0	0	0	Not Applicable	0	Not Applicable			
1	See Above	4901	BROADWAY	See Above	11/30/2016	2/29/2016	Rain	Y	See Above	0	Not Applicable	0	Not Applicable	1	Problem Fixed	0	Not Applicable	0	Not Applicable	0	1	1	YES	0	Not Applicable			
1	1	5100	BROADWAY	7/1/2016	7/1/2016	Not Applicable	clear	N	0	0	Not Applicable	0	Not Applicable	0	Not Applicable	0	Not Applicable	0	Not Applicable	0	0	0	Not Applicable	0	Not Applicable			
1	See Above	5100	BROADWAY	See Above	7/7/2016	Not Applicable	clear	N	See Above	0	Not Applicable	0	Not Applicable	0	Not Applicable	0	Not Applicable	0	Not Applicable	0	0	0	Not Applicable	0	Not Applicable			
1	See Above	5100	BROADWAY	See Above	7/8/2016	Not Applicable	clear	N	See Above	0	Not Applicable	0	Not Applicable	0	Not Applicable	0	Not Applicable	0	Not Applicable	0	0	0	Not Applicable	0	Not Applicable			
1	See Above	5100	BROADWAY	See Above	7/12/2016	Not Applicable	clear	N	See Above	0	Not Applicable	0	Not Applicable	0	Not Applicable	0	Not Applicable	0	Not Applicable	0	0	0	Not Applicable	0	Not Applicable			
1	See Above	5100	BROADWAY	See Above	7/13/2016	Not Applicable	clear	N	See Above	0	Not Applicable	0	Not Applicable	0	Not Applicable	0	Not Applicable	0	Not Applicable	0	0	0	Not Applicable	0	Not Applicable			
1	See Above	5100	BROADWAY	See Above	7/15/2016	Not Applicable	clear	N	See Above	0	Not Applicable	0	Not Applicable	0	Not Applicable	0	Not Applicable	0	Not Applicable	0	0	0	Not Applicable	0	Not Applicable			
1	See Above	5100	BROADWAY	See Above	7/21/2016	Not Applicable	clear	N	See Above	0	Not Applicable	0	Not Applicable	0	Not Applicable	0	Not Applicable	0	Not Applicable	0	0	0	Not Applicable	0	Not Applicable			
1	See Above	5100	BROADWAY	See Above	7/22/2016	Not Applicable	clear	N	See Above	0	Not Applicable	0	Not Applicable	0	Not Applicable	0	Not Applicable	0	Not Applicable	0	0	0	Not Applicable	0	Not Applicable			
1	See Above	5100	BROADWAY	See Above	7/26/2016	Not Applicable	clear	N	See Above	0	Not Applicable	0	Not Applicable	0	Not Applicable	0	Not Applicable	0	Not Applicable	0	0	0	Not Applicable	0	Not Applicable			
1	See Above	5100	BROADWAY	See Above	7/27/2016	Not Applicable	clear	N	See Above	0	Not Applicable	0	Not Applicable	0	Not Applicable	0	Not Applicable	0	Not Applicable	0	0	0	Not Applicable	0	Not Applicable			
1	See Above	5100	BROADWAY	See Above	7/29/2016	Not Applicable	clear	N	See Above	0	Not Applicable	0	Not Applicable	0	Not Applicable	0	Not Applicable	0	Not Applicable	0	0	0	Not Applicable	0	Not Applicable			

**City of Oakland
Summary of Construction Site Control Inspections
Private Projects
FY 2016-2017**

1	2	3	4	5			8	9	10	11-18						17	19	20-21											
				Number	Site Name	DATE				Weather	Rain & Runoff Y/N	> 1 acre	Problems and Resolution (Resolution Options: Problem Fixed, Need More Time, Escalate Enforcement)						Illicit Discharge (R19)	Comments (Problem & Resolution))	Enforcement Level (R21)	Violation Corrected? (Y/N/TBD)							
						First Inspection							Inspection	Site Fully Stabilized	Erosion (R13)			Sediment (R14)				Run-on & Runoff (R15)	Active Treatment (R16)	Site Mgt. (R17)	Non S/W Mgt (R18)	10 Days	30 Days		
1	See Above	5100	BROADWAY	See Above	8/1/2016	Not Applicable	clear	N	See Above	0	Not Applicable	0	Not Applicable	0	Not Applicable	0	Not Applicable	0	Not Applicable	0	Not Applicable	0	Not Applicable	0	Not Applicable	0	Not Applicable	0	Not Applicable
1	See Above	5100	BROADWAY	See Above	8/4/2016	Not Applicable	clear	N	See Above	0	Not Applicable	0	Not Applicable	0	Not Applicable	0	Not Applicable	0	Not Applicable	0	Not Applicable	0	Not Applicable	0	Not Applicable	0	Not Applicable	0	Not Applicable
1	See Above	5100	BROADWAY	See Above	8/5/2016	Not Applicable	clear	N	See Above	0	Not Applicable	0	Not Applicable	0	Not Applicable	0	Not Applicable	0	Not Applicable	0	Not Applicable	0	Not Applicable	0	Not Applicable	0	Not Applicable	0	Not Applicable
1	See Above	5100	BROADWAY	See Above	8/9/2016	Not Applicable	clear	N	See Above	0	Not Applicable	0	Not Applicable	0	Not Applicable	0	Not Applicable	0	Not Applicable	0	Not Applicable	0	Not Applicable	0	Not Applicable	0	Not Applicable	0	Not Applicable
1	See Above	5100	BROADWAY	See Above	8/10/2016	Not Applicable	clear	N	See Above	0	Not Applicable	0	Not Applicable	0	Not Applicable	0	Not Applicable	0	Not Applicable	0	Not Applicable	0	Not Applicable	0	Not Applicable	0	Not Applicable	0	Not Applicable
1	See Above	5100	BROADWAY	See Above	8/11/2016	Not Applicable	clear	N	See Above	0	Not Applicable	0	Not Applicable	0	Not Applicable	0	Not Applicable	0	Not Applicable	0	Not Applicable	0	Not Applicable	0	Not Applicable	0	Not Applicable	0	Not Applicable
1	See Above	5100	BROADWAY	See Above	8/12/2016	Not Applicable	clear	N	See Above	0	Not Applicable	0	Not Applicable	0	Not Applicable	0	Not Applicable	0	Not Applicable	0	Not Applicable	0	Not Applicable	0	Not Applicable	0	Not Applicable	0	Not Applicable
1	See Above	5100	BROADWAY	See Above	8/15/2016	Not Applicable	clear	N	See Above	0	Not Applicable	0	Not Applicable	0	Not Applicable	0	Not Applicable	0	Not Applicable	0	Not Applicable	0	Not Applicable	0	Not Applicable	0	Not Applicable	0	Not Applicable
1	See Above	5100	BROADWAY	See Above	8/16/2016	Not Applicable	clear	N	See Above	0	Not Applicable	0	Not Applicable	0	Not Applicable	0	Not Applicable	0	Not Applicable	0	Not Applicable	0	Not Applicable	0	Not Applicable	0	Not Applicable	0	Not Applicable
1	See Above	5100	BROADWAY	See Above	8/19/2016	Not Applicable	clear	N	See Above	0	Not Applicable	0	Not Applicable	0	Not Applicable	0	Not Applicable	0	Not Applicable	0	Not Applicable	0	Not Applicable	0	Not Applicable	0	Not Applicable	0	Not Applicable
1	See Above	5100	BROADWAY	See Above	8/22/2016	Not Applicable	clear	N	See Above	0	Not Applicable	0	Not Applicable	0	Not Applicable	0	Not Applicable	0	Not Applicable	0	Not Applicable	0	Not Applicable	0	Not Applicable	0	Not Applicable	0	Not Applicable
1	See Above	5100	BROADWAY	See Above	8/23/2016	Not Applicable	clear	N	See Above	0	Not Applicable	0	Not Applicable	0	Not Applicable	0	Not Applicable	0	Not Applicable	0	Not Applicable	0	Not Applicable	0	Not Applicable	0	Not Applicable	0	Not Applicable
1	See Above	5100	BROADWAY	See Above	8/24/2016	Not Applicable	clear	N	See Above	0	Not Applicable	0	Not Applicable	0	Not Applicable	0	Not Applicable	0	Not Applicable	0	Not Applicable	0	Not Applicable	0	Not Applicable	0	Not Applicable	0	Not Applicable
1	See Above	5100	BROADWAY	See Above	8/26/2016	Not Applicable	clear	N	See Above	0	Not Applicable	0	Not Applicable	0	Not Applicable	0	Not Applicable	0	Not Applicable	0	Not Applicable	0	Not Applicable	0	Not Applicable	0	Not Applicable	0	Not Applicable
1	See Above	5100	BROADWAY	See Above	8/29/2016	Not Applicable	clear	N	See Above	0	Not Applicable	0	Not Applicable	0	Not Applicable	0	Not Applicable	0	Not Applicable	0	Not Applicable	0	Not Applicable	0	Not Applicable	0	Not Applicable	0	Not Applicable
1	See Above	5100	BROADWAY	See Above	8/30/2016	Not Applicable	clear	N	See Above	0	Not Applicable	0	Not Applicable	0	Not Applicable	1	Problem Fixed	0	Not Applicable	0	Not Applicable	1	Not Applicable	1	YES	0	Not Applicable	0	Not Applicable
1	See Above	5100	BROADWAY	See Above	8/31/2016	Not Applicable	clear	N	See Above	0	Not Applicable	0	Not Applicable	0	Not Applicable	1	Problem Fixed	0	Not Applicable	0	Not Applicable	1	Not Applicable	1	YES	0	Not Applicable	0	Not Applicable
1	See Above	5100	BROADWAY	See Above	9/1/2016	Not Applicable	clear	N	See Above	0	Not Applicable	0	Not Applicable	0	Not Applicable	0	Not Applicable	0	Not Applicable	0	Not Applicable	0	Not Applicable	0	Not Applicable	0	Not Applicable	0	Not Applicable
1	See Above	5100	BROADWAY	See Above	9/2/2016	Not Applicable	clear	N	See Above	0	Not Applicable	0	Not Applicable	0	Not Applicable	0	Not Applicable	0	Not Applicable	0	Not Applicable	0	Not Applicable	0	Not Applicable	0	Not Applicable	0	Not Applicable
1	See Above	5100	BROADWAY	See Above	9/6/2016	Not Applicable	clear	N	See Above	0	Not Applicable	0	Not Applicable	0	Not Applicable	0	Not Applicable	0	Not Applicable	0	Not Applicable	0	Not Applicable	0	Not Applicable	0	Not Applicable	0	Not Applicable

**City of Oakland
Summary of Construction Site Control Inspections
Private Projects
FY 2016-2017**

1	2	3	4	5			8	9	10	11-16						17	18	19	20-21									
				Number	Site Name	DATE				Weather	Rain & Runoff Y/N	> 1 acre	Problems and Resolution (Resolution Options: Problem Fixed, Need More Time, Escalate Enforcement)						Illicit Discharge (R19)	Comments (Problem & Resolution))	Enforcement Level (R21)	Violation Corrected? (Y/N/TBD)						
						First Inspection							Inspection	Site Fully Stabilized	Erosion (R13)							Sediment (R14)	Run-on & Runoff (R15)	Active Treatment (R16)	Site Mgt. (R17)	Non S/W Mgt (R18)	10 Days	30 Days
1	See Above	5100	BROADWAY	See Above	9/7/2016	Not Applicable	clear	N	See Above	0	Not Applicable	0	Not Applicable	0	Not Applicable	0	Not Applicable	0	Not Applicable	0	0	Not Applicable	0	Not Applicable				
1	See Above	5100	BROADWAY	See Above	9/8/2016	Not Applicable	clear	N	See Above	0	Not Applicable	0	Not Applicable	0	Not Applicable	0	Not Applicable	0	Not Applicable	0	0	Not Applicable	0	Not Applicable				
1	See Above	5100	BROADWAY	See Above	9/13/2016	Not Applicable	clear	N	See Above	0	Not Applicable	0	Not Applicable	0	Not Applicable	0	Not Applicable	0	Not Applicable	0	0	Not Applicable	0	Not Applicable				
1	See Above	5100	BROADWAY	See Above	9/20/2016	Not Applicable	clear	N	See Above	0	Not Applicable	0	Not Applicable	0	Not Applicable	1	Problem Fixed	0	Not Applicable	0	1	1	YES	0	Not Applicable			
1	See Above	5100	BROADWAY	See Above	9/27/2016	Not Applicable	clear	N	See Above	0	Not Applicable	0	Not Applicable	0	Not Applicable	1	Problem Fixed	0	Not Applicable	0	1	1	YES	0	Not Applicable			
1	See Above	5100	BROADWAY	See Above	9/29/2016	Not Applicable	clear	N	See Above	0	Not Applicable	0	Not Applicable	0	Not Applicable	0	Not Applicable	0	Not Applicable	0	0	0	Not Applicable	0	Not Applicable			
1	See Above	5100	BROADWAY	See Above	9/30/2016	Not Applicable	clear	N	See Above	0	Not Applicable	0	Not Applicable	0	Not Applicable	0	Not Applicable	0	Not Applicable	0	0	0	Not Applicable	0	Not Applicable			
1	See Above	5100	BROADWAY	See Above	10/4/2016	Not Applicable	clear	N	See Above	0	Not Applicable	0	Not Applicable	0	Not Applicable	1	Problem Fixed	0	Not Applicable	0	1	1	YES	0	Not Applicable			
1	See Above	5100	BROADWAY	See Above	10/6/2016	Not Applicable	clear	N	See Above	0	Not Applicable	0	Not Applicable	0	Not Applicable	0	Not Applicable	0	Not Applicable	0	0	0	Not Applicable	0	Not Applicable			
1	See Above	5100	BROADWAY	See Above	10/7/2016	Not Applicable	clear	N	See Above	0	Not Applicable	0	Not Applicable	0	Not Applicable	0	Not Applicable	0	Not Applicable	0	0	0	Not Applicable	0	Not Applicable			
1	See Above	5100	BROADWAY	See Above	10/24/2016	Not Applicable	Rain	Y	See Above	0	Not Applicable	0	Not Applicable	0	Not Applicable	0	Not Applicable	0	Not Applicable	0	0	0	Not Applicable	0	Not Applicable			
1	See Above	5100	BROADWAY	See Above	11/4/2016	Not Applicable	clear	N	See Above	0	Not Applicable	0	Not Applicable	0	Not Applicable	0	Not Applicable	0	Not Applicable	0	0	0	Not Applicable	0	Not Applicable			
1	See Above	5100	BROADWAY	See Above	11/8/2016	Not Applicable	clear	N	See Above	0	Not Applicable	0	Not Applicable	0	Not Applicable	0	Not Applicable	0	Not Applicable	0	0	0	Not Applicable	0	Not Applicable			
1	See Above	5100	BROADWAY	See Above	11/10/2016	Not Applicable	clear	N	See Above	0	Not Applicable	0	Not Applicable	0	Not Applicable	0	Not Applicable	0	Not Applicable	0	0	0	Not Applicable	0	Not Applicable			
1	See Above	5100	BROADWAY	See Above	12/21/2016	Not Applicable	clear	N	See Above	0	Not Applicable	0	Not Applicable	0	Not Applicable	0	Not Applicable	0	Not Applicable	0	0	0	Not Applicable	0	Not Applicable			
1	See Above	5100	BROADWAY	See Above	12/28/2016	Not Applicable	clear	N	See Above	0	Not Applicable	0	Not Applicable	0	Not Applicable	0	Not Applicable	0	Not Applicable	0	0	0	Not Applicable	0	Not Applicable			
1	See Above	5100	BROADWAY	See Above	1/3/2017	Not Applicable	Rain	Y	See Above	0	Not Applicable	0	Not Applicable	0	Not Applicable	0	Not Applicable	0	Not Applicable	0	0	0	Not Applicable	0	Not Applicable			
1	See Above	5100	BROADWAY	See Above	1/5/2017	Not Applicable	clear	N	See Above	0	Not Applicable	0	Not Applicable	0	Not Applicable	0	Not Applicable	0	Not Applicable	0	0	0	Not Applicable	0	Not Applicable			

**City of Oakland
Summary of Construction Site Control Inspections
Private Projects
FY 2016-2017**

1	2	3	4	5			8	9	10	11-16						17	18	19	20-21										
				Number	Site Name	DATE				Weather	Rain & Runoff Y/N	> 1 acre	Problems and Resolution (Resolution Options: Problem Fixed, Need More Time, Escalate Enforcement)						Illicit Discharge (R19)	Comments (Problem & Resolution))	Enforcement Level (R21)	Violation Corrected? (Y/N/TBD)							
						First Inspection							Inspection	Site Fully Stabilized	Erosion (R13)							Sediment (R14)	Run-on & Runoff (R15)	Active Treatment (R16)	Site Mgt. (R17)	Non S/W Mgt (R18)	10 Days	30 Days	
1	See Above	5100	BROADWAY	See Above	1/6/2017	Not Applicable	Rain	Y	See Above	0	Not Applicable	0	Not Applicable	0	Not Applicable	0	Not Applicable	0	Not Applicable	0	Not Applicable	0	Not Applicable	0	Not Applicable	0	Not Applicable	0	Not Applicable
1	See Above	5100	BROADWAY	See Above	1/10/2017	Not Applicable	Rain	Y	See Above	0	Not Applicable	0	Not Applicable	0	Not Applicable	0	Not Applicable	0	Not Applicable	0	Not Applicable	0	Not Applicable	0	Not Applicable	0	Not Applicable	0	Not Applicable
1	See Above	5100	BROADWAY	See Above	3/23/2017	Not Applicable	clear	N	See Above	0	Not Applicable	0	Not Applicable	0	Not Applicable	1	Problem Fixed	0	Not Applicable	0	Not Applicable	1	1	YES	0	Not Applicable	0	Not Applicable	
1	See Above	5100	BROADWAY	See Above	6/16/2017	7/7/2015	clear	N	See Above	0	Not Applicable	0	Not Applicable	0	Not Applicable	1	Problem Fixed	0	Not Applicable	0	Not Applicable	1	1	YES	0	Not Applicable	0	Not Applicable	
1	1	5107	BROADWAY	8/23/2016	8/23/2016	Not Applicable	clear	N	1	0	Not Applicable	0	Not Applicable	0	Not Applicable	0	Not Applicable	0	Not Applicable	0	Not Applicable	0	0	0	Not Applicable	0	Not Applicable	0	Not Applicable
1	See Above	5107	BROADWAY	See Above	8/24/2016	Not Applicable	clear	N	See Above	0	Not Applicable	0	Not Applicable	0	Not Applicable	0	Not Applicable	0	Not Applicable	0	Not Applicable	0	0	0	Not Applicable	0	Not Applicable	0	Not Applicable
1	See Above	5107	BROADWAY	See Above	9/27/2016	Not Applicable	clear	N	See Above	0	Not Applicable	0	Not Applicable	0	Not Applicable	0	Not Applicable	0	Not Applicable	0	Not Applicable	0	0	0	Not Applicable	0	Not Applicable	0	Not Applicable
1	See Above	5107	BROADWAY	See Above	9/28/2016	Not Applicable	clear	N	See Above	0	Not Applicable	0	Not Applicable	0	Not Applicable	0	Not Applicable	0	Not Applicable	0	Not Applicable	0	0	0	Not Applicable	0	Not Applicable	0	Not Applicable
1	See Above	5107	BROADWAY	See Above	9/29/2016	Not Applicable	clear	N	See Above	0	Not Applicable	0	Not Applicable	0	Not Applicable	0	Not Applicable	0	Not Applicable	0	Not Applicable	0	0	0	Not Applicable	0	Not Applicable	0	Not Applicable
1	See Above	5107	BROADWAY	See Above	10/4/2016	Not Applicable	clear	N	See Above	0	Not Applicable	0	Not Applicable	0	Not Applicable	0	Not Applicable	0	Not Applicable	0	Not Applicable	0	0	0	Not Applicable	0	Not Applicable	0	Not Applicable
1	See Above	5107	BROADWAY	See Above	10/5/2016	Not Applicable	clear	N	See Above	0	Not Applicable	0	Not Applicable	0	Not Applicable	0	Not Applicable	0	Not Applicable	0	Not Applicable	0	0	0	Not Applicable	0	Not Applicable	0	Not Applicable
1	See Above	5107	BROADWAY	See Above	10/6/2016	Not Applicable	clear	N	See Above	0	Not Applicable	0	Not Applicable	0	Not Applicable	1	Problem Fixed	0	Not Applicable	0	Not Applicable	1	1	YES	0	Not Applicable	0	Not Applicable	
1	See Above	5107	BROADWAY	See Above	10/7/2016	Not Applicable	clear	N	See Above	0	Not Applicable	0	Not Applicable	0	Not Applicable	0	Not Applicable	0	Not Applicable	0	Not Applicable	0	0	0	Not Applicable	0	Not Applicable	0	Not Applicable
1	See Above	5107	BROADWAY	See Above	10/17/2016	Not Applicable	clear	N	See Above	0	Not Applicable	0	Not Applicable	0	Not Applicable	0	Not Applicable	0	Not Applicable	0	Not Applicable	0	0	0	Not Applicable	0	Not Applicable	0	Not Applicable
1	See Above	5107	BROADWAY	See Above	10/18/2016	Not Applicable	clear	N	See Above	0	Not Applicable	0	Not Applicable	0	Not Applicable	0	Not Applicable	0	Not Applicable	0	Not Applicable	0	0	0	Not Applicable	0	Not Applicable	0	Not Applicable
1	See Above	5107	BROADWAY	See Above	10/19/2016	Not Applicable	clear	N	See Above	0	Not Applicable	0	Not Applicable	0	Not Applicable	0	Not Applicable	0	Not Applicable	0	Not Applicable	0	0	0	Not Applicable	0	Not Applicable	0	Not Applicable
1	See Above	5107	BROADWAY	See Above	10/20/2016	Not Applicable	clear	N	See Above	0	Not Applicable	0	Not Applicable	0	Not Applicable	0	Not Applicable	0	Not Applicable	0	Not Applicable	0	0	0	Not Applicable	0	Not Applicable	0	Not Applicable
1	See Above	5107	BROADWAY	See Above	10/21/2016	Not Applicable	clear	N	See Above	0	Not Applicable	0	Not Applicable	0	Not Applicable	0	Not Applicable	0	Not Applicable	0	Not Applicable	0	0	0	Not Applicable	0	Not Applicable	0	Not Applicable
1	See Above	5107	BROADWAY	See Above	10/24/2016	Not Applicable	Rain	Y	See Above	0	Not Applicable	0	Not Applicable	0	Not Applicable	0	Not Applicable	0	Not Applicable	0	Not Applicable	0	0	0	Not Applicable	0	Not Applicable	0	Not Applicable

**City of Oakland
Summary of Construction Site Control Inspections
Private Projects
FY 2016-2017**

1	2	3	4	5			8	9	10	11-16						17	18	19	20-21									
				Number	Site Name	DATE				Weather	Rain & Runoff Y/N	> 1 acre	Problems and Resolution (Resolution Options: Problem Fixed, Need More Time, Escalate Enforcement)						Illicit Discharge (R19)	Comments (Problem & Resolution))	Enforcement Level (R21)	Violation Corrected? (Y/N/TBD)						
						First Inspection							Inspection	Site Fully Stabilized	Erosion (R13)							Sediment (R14)	Run-on & Runoff (R15)	Active Treatment (R16)	Site Mgt. (R17)	Non S/W Mgt (R18)	10 Days	30 Days
1	See Above	5107	BROADWAY	See Above	10/25/2016	Not Applicable	Rain	Y	See Above	0	Not Applicable	0	Not Applicable	0	Not Applicable	0	Not Applicable	0	Not Applicable	0	0	Not Applicable	0	Not Applicable				
1	See Above	5107	BROADWAY	See Above	10/26/2016	Not Applicable	clear	N	See Above	0	Not Applicable	0	Not Applicable	0	Not Applicable	0	Not Applicable	0	Not Applicable	0	0	Not Applicable	0	Not Applicable				
1	See Above	5107	BROADWAY	See Above	10/27/2016	Not Applicable	Rain	Y	See Above	0	Not Applicable	0	Not Applicable	0	Not Applicable	0	Not Applicable	0	Not Applicable	0	0	Not Applicable	0	Not Applicable				
1	See Above	5107	BROADWAY	See Above	11/1/2016	Not Applicable	Rain	Y	See Above	0	Not Applicable	0	Not Applicable	0	Not Applicable	0	Not Applicable	0	Not Applicable	0	0	Not Applicable	0	Not Applicable				
1	See Above	5107	BROADWAY	See Above	11/2/2016	Not Applicable	clear	N	See Above	0	Not Applicable	0	Not Applicable	0	Not Applicable	0	Not Applicable	0	Not Applicable	0	0	Not Applicable	0	Not Applicable				
1	See Above	5107	BROADWAY	See Above	11/3/2016	Not Applicable	clear	N	See Above	0	Not Applicable	0	Not Applicable	0	Not Applicable	0	Not Applicable	0	Not Applicable	0	0	Not Applicable	0	Not Applicable				
1	See Above	5107	BROADWAY	See Above	11/4/2016	Not Applicable	clear	N	See Above	0	Not Applicable	0	Not Applicable	0	Not Applicable	0	Not Applicable	0	Not Applicable	0	0	Not Applicable	0	Not Applicable				
1	See Above	5107	BROADWAY	See Above	11/8/2016	Not Applicable	clear	N	See Above	0	Not Applicable	0	Not Applicable	0	Not Applicable	0	Not Applicable	0	Not Applicable	0	0	Not Applicable	0	Not Applicable				
1	See Above	5107	BROADWAY	See Above	11/9/2016	Not Applicable	clear	N	See Above	0	Not Applicable	0	Not Applicable	0	Not Applicable	0	Not Applicable	0	Not Applicable	0	0	Not Applicable	0	Not Applicable				
1	See Above	5107	BROADWAY	See Above	11/10/2016	Not Applicable	clear	N	See Above	0	Not Applicable	0	Not Applicable	0	Not Applicable	0	Not Applicable	0	Not Applicable	0	0	Not Applicable	0	Not Applicable				
1	See Above	5107	BROADWAY	See Above	11/14/2016	Not Applicable	Cloudy	Y	See Above	0	Not Applicable	0	Not Applicable	0	Not Applicable	0	Not Applicable	0	Not Applicable	0	0	Not Applicable	0	Not Applicable				
1	See Above	5107	BROADWAY	See Above	11/15/2016	Not Applicable	clear	N	See Above	0	Not Applicable	0	Not Applicable	0	Not Applicable	0	Not Applicable	0	Not Applicable	0	0	Not Applicable	0	Not Applicable				
1	See Above	5107	BROADWAY	See Above	11/16/2016	Not Applicable	clear	N	See Above	0	Not Applicable	0	Not Applicable	0	Not Applicable	0	Not Applicable	0	Not Applicable	0	0	Not Applicable	0	Not Applicable				
1	See Above	5107	BROADWAY	See Above	11/17/2016	Not Applicable	clear	N	See Above	0	Not Applicable	0	Not Applicable	0	Not Applicable	0	Not Applicable	0	Not Applicable	0	0	Not Applicable	0	Not Applicable				
1	See Above	5107	BROADWAY	See Above	11/18/2016	Not Applicable	Rain	Y	See Above	0	Not Applicable	0	Not Applicable	0	Not Applicable	0	Not Applicable	0	Not Applicable	0	0	Not Applicable	0	Not Applicable				
1	See Above	5107	BROADWAY	See Above	11/22/2016	Not Applicable	Rain	Y	See Above	0	Not Applicable	0	Not Applicable	0	Not Applicable	0	Not Applicable	0	Not Applicable	0	0	Not Applicable	0	Not Applicable				
1	See Above	5107	BROADWAY	See Above	11/28/2016	Not Applicable	Rain	Y	See Above	0	Not Applicable	0	Not Applicable	0	Not Applicable	1	Problem Fixed	0	Not Applicable	0	1	1	YES	0	Not Applicable			
1	See Above	5107	BROADWAY	See Above	11/30/2016	Not Applicable	Rain	Y	See Above	0	Not Applicable	0	Not Applicable	0	Not Applicable	0	Not Applicable	0	Not Applicable	0	0	0	Not Applicable	0	Not Applicable			

**City of Oakland
Summary of Construction Site Control Inspections
Private Projects
FY 2016-2017**

1	2	3	4	5			8	9	10	11-16						17	18	19	20-21												
				Number	Site Name	DATE				Weather	Rain & Runoff Y/N	> 1 acre	Problems and Resolution (Resolution Options: Problem Fixed, Need More Time, Escalate Enforcement)						Illicit Discharge (R19)	Comments (Problem & Resolution))	Enforcement Level (R21)	Violation Corrected? (Y/N/TBD)									
						First Inspection							Inspection	Site Fully Stabilized	Erosion (R13)							Sediment (R14)	Run-on & Runoff (R15)	Active Treatment (R16)	Site Mgt. (R17)	Non S/W Mgt (R18)	10 Days	30 Days			
1	See Above	5107	BROADWAY	See Above	12/1/2016	Not Applicable	clear	N	See Above	0	Not Applicable	0	Not Applicable	0	Not Applicable	0	Not Applicable	0	Not Applicable	0	Not Applicable	0	Not Applicable	0	Not Applicable	0	Not Applicable	0	Not Applicable	0	Not Applicable
1	See Above	5107	BROADWAY	See Above	12/2/2016	Not Applicable	clear	N	See Above	0	Not Applicable	0	Not Applicable	0	Not Applicable	0	Not Applicable	0	Not Applicable	0	Not Applicable	0	Not Applicable	0	Not Applicable	0	Not Applicable	0	Not Applicable	0	Not Applicable
1	See Above	5107	BROADWAY	See Above	12/5/2016	Not Applicable	clear	N	See Above	0	Not Applicable	0	Not Applicable	0	Not Applicable	0	Not Applicable	0	Not Applicable	0	Not Applicable	0	Not Applicable	0	Not Applicable	0	Not Applicable	0	Not Applicable	0	Not Applicable
1	See Above	5107	BROADWAY	See Above	12/6/2016	Not Applicable	clear	N	See Above	0	Not Applicable	0	Not Applicable	0	Not Applicable	0	Not Applicable	0	Not Applicable	0	Not Applicable	0	Not Applicable	0	Not Applicable	0	Not Applicable	0	Not Applicable	0	Not Applicable
1	See Above	5107	BROADWAY	See Above	12/7/2016	Not Applicable	Rain	Y	See Above	0	Not Applicable	0	Not Applicable	0	Not Applicable	0	Not Applicable	0	Not Applicable	0	Not Applicable	0	Not Applicable	0	Not Applicable	0	Not Applicable	0	Not Applicable	0	Not Applicable
1	See Above	5107	BROADWAY	See Above	12/8/2016	Not Applicable	Rain	Y	See Above	0	Not Applicable	0	Not Applicable	0	Not Applicable	0	Not Applicable	0	Not Applicable	0	Not Applicable	0	Not Applicable	0	Not Applicable	0	Not Applicable	0	Not Applicable	0	Not Applicable
1	See Above	5107	BROADWAY	See Above	12/12/2016	Not Applicable	clear	N	See Above	0	Not Applicable	0	Not Applicable	0	Not Applicable	0	Not Applicable	0	Not Applicable	0	Not Applicable	0	Not Applicable	0	Not Applicable	0	Not Applicable	0	Not Applicable	0	Not Applicable
1	See Above	5107	BROADWAY	See Above	12/13/2016	Not Applicable	Rain	Y	See Above	0	Not Applicable	0	Not Applicable	0	Not Applicable	0	Not Applicable	0	Not Applicable	0	Not Applicable	0	Not Applicable	0	Not Applicable	0	Not Applicable	0	Not Applicable	0	Not Applicable
1	See Above	5107	BROADWAY	See Above	12/14/2016	Not Applicable	Rain	Y	See Above	0	Not Applicable	0	Not Applicable	0	Not Applicable	0	Not Applicable	0	Not Applicable	0	Not Applicable	0	Not Applicable	0	Not Applicable	0	Not Applicable	0	Not Applicable	0	Not Applicable
1	See Above	5107	BROADWAY	See Above	12/15/2016	Not Applicable	Rain	Y	See Above	0	Not Applicable	0	Not Applicable	0	Not Applicable	0	Not Applicable	0	Not Applicable	0	Not Applicable	0	Not Applicable	0	Not Applicable	0	Not Applicable	0	Not Applicable	0	Not Applicable
1	See Above	5107	BROADWAY	See Above	12/16/2016	Not Applicable	clear	N	See Above	0	Not Applicable	0	Not Applicable	0	Not Applicable	0	Not Applicable	0	Not Applicable	0	Not Applicable	0	Not Applicable	0	Not Applicable	0	Not Applicable	0	Not Applicable	0	Not Applicable
1	See Above	5107	BROADWAY	See Above	12/20/2016	Not Applicable	clear	N	See Above	0	Not Applicable	0	Not Applicable	0	Not Applicable	0	Not Applicable	0	Not Applicable	0	Not Applicable	0	Not Applicable	0	Not Applicable	0	Not Applicable	0	Not Applicable	0	Not Applicable
1	See Above	5107	BROADWAY	See Above	12/21/2016	Not Applicable	clear	N	See Above	0	Not Applicable	0	Not Applicable	0	Not Applicable	0	Not Applicable	0	Not Applicable	0	Not Applicable	0	Not Applicable	0	Not Applicable	0	Not Applicable	0	Not Applicable	0	Not Applicable
1	See Above	5107	BROADWAY	See Above	12/22/2016	Not Applicable	clear	N	See Above	0	Not Applicable	0	Not Applicable	0	Not Applicable	0	Not Applicable	0	Not Applicable	0	Not Applicable	0	Not Applicable	0	Not Applicable	0	Not Applicable	0	Not Applicable	0	Not Applicable
1	See Above	5107	BROADWAY	See Above	12/23/2016	Not Applicable	Rain	Y	See Above	0	Not Applicable	0	Not Applicable	0	Not Applicable	0	Not Applicable	0	Not Applicable	0	Not Applicable	0	Not Applicable	0	Not Applicable	0	Not Applicable	0	Not Applicable	0	Not Applicable
1	See Above	5107	BROADWAY	See Above	12/29/2016	Not Applicable	clear	N	See Above	0	Not Applicable	0	Not Applicable	0	Not Applicable	0	Not Applicable	0	Not Applicable	0	Not Applicable	0	Not Applicable	0	Not Applicable	0	Not Applicable	0	Not Applicable	0	Not Applicable
1	See Above	5107	BROADWAY	See Above	1/3/2017	Not Applicable	Rain	Y	See Above	0	Not Applicable	0	Not Applicable	0	Not Applicable	0	Not Applicable	0	Not Applicable	0	Not Applicable	0	Not Applicable	0	Not Applicable	0	Not Applicable	0	Not Applicable	0	Not Applicable
1	See Above	5107	BROADWAY	See Above	1/5/2017	Not Applicable	clear	N	See Above	0	Not Applicable	0	Not Applicable	0	Not Applicable	0	Not Applicable	0	Not Applicable	0	Not Applicable	0	Not Applicable	0	Not Applicable	0	Not Applicable	0	Not Applicable	0	Not Applicable
1	See Above	5107	BROADWAY	See Above	1/6/2017	Not Applicable	Rain	Y	See Above	0	Not Applicable	0	Not Applicable	0	Not Applicable	0	Not Applicable	0	Not Applicable	0	Not Applicable	0	Not Applicable	0	Not Applicable	0	Not Applicable	0	Not Applicable	0	Not Applicable
1	See Above	5107	BROADWAY	See Above	1/9/2017	Not Applicable	Rain	Y	See Above	0	Not Applicable	0	Not Applicable	0	Not Applicable	0	Not Applicable	0	Not Applicable	0	Not Applicable	0	Not Applicable	0	Not Applicable	0	Not Applicable	0	Not Applicable	0	Not Applicable

**City of Oakland
Summary of Construction Site Control Inspections
Private Projects
FY 2016-2017**

1	2	3	4	5			8	9	10	11-16						17	18	19	20-21												
				Number	Site Name	DATE				Weather	Rain & Runoff Y/N	> 1 acre	Problems and Resolution (Resolution Options: Problem Fixed, Need More Time, Escalate Enforcement)						Illicit Discharge (R19)	Comments (Problem & Resolution))	Enforcement Level (R21)	Violation Corrected? (Y/N/TBD)									
						First Inspection							Inspection	Site Fully Stabilized	Erosion (R13)							Sediment (R14)	Run-on & Runoff (R15)	Active Treatment (R16)	Site Mgt. (R17)	Non S/W Mgt (R18)	10 Days	30 Days			
1	See Above	5107	BROADWAY	See Above	1/12/2017	Not Applicable	Rain	Y	See Above	0	Not Applicable	0	Not Applicable	0	Not Applicable	0	Not Applicable	0	Not Applicable	0	Not Applicable	0	Not Applicable	0	Not Applicable	0	Not Applicable	0	Not Applicable	0	Not Applicable
1	See Above	5107	BROADWAY	See Above	1/13/2017	Not Applicable	clear	N	See Above	0	Not Applicable	0	Not Applicable	0	Not Applicable	0	Not Applicable	0	Not Applicable	0	Not Applicable	0	Not Applicable	0	Not Applicable	0	Not Applicable	0	Not Applicable	0	Not Applicable
1	See Above	5107	BROADWAY	See Above	1/17/2017	Not Applicable	clear	N	See Above	0	Not Applicable	0	Not Applicable	0	Not Applicable	0	Not Applicable	0	Not Applicable	0	Not Applicable	0	Not Applicable	0	Not Applicable	0	Not Applicable	0	Not Applicable	0	Not Applicable
1	See Above	5107	BROADWAY	See Above	1/18/2017	Not Applicable	Rain	Y	See Above	0	Not Applicable	0	Not Applicable	0	Not Applicable	0	Not Applicable	0	Not Applicable	0	Not Applicable	0	Not Applicable	0	Not Applicable	0	Not Applicable	0	Not Applicable	0	Not Applicable
1	See Above	5107	BROADWAY	See Above	1/20/2017	Not Applicable	Rain	Y	See Above	0	Not Applicable	0	Not Applicable	0	Not Applicable	0	Not Applicable	0	Not Applicable	0	Not Applicable	0	Not Applicable	0	Not Applicable	0	Not Applicable	0	Not Applicable	0	Not Applicable
1	See Above	5107	BROADWAY	See Above	1/24/2017	Not Applicable	Rain	Y	See Above	0	Not Applicable	0	Not Applicable	0	Not Applicable	0	Not Applicable	0	Not Applicable	0	Not Applicable	0	Not Applicable	0	Not Applicable	0	Not Applicable	0	Not Applicable	0	Not Applicable
1	See Above	5107	BROADWAY	See Above	1/27/2017	Not Applicable	clear	N	See Above	0	Not Applicable	0	Not Applicable	0	Not Applicable	0	Not Applicable	0	Not Applicable	0	Not Applicable	0	Not Applicable	0	Not Applicable	0	Not Applicable	0	Not Applicable	0	Not Applicable
1	See Above	5107	BROADWAY	See Above	2/3/2017	Not Applicable	Rain	Y	See Above	0	Not Applicable	0	Not Applicable	0	Not Applicable	0	Not Applicable	0	Not Applicable	0	Not Applicable	0	Not Applicable	0	Not Applicable	0	Not Applicable	0	Not Applicable	0	Not Applicable
1	See Above	5107	BROADWAY	See Above	2/6/2017	Not Applicable	Rain	Y	See Above	0	Not Applicable	0	Not Applicable	0	Not Applicable	0	Not Applicable	0	Not Applicable	0	Not Applicable	0	Not Applicable	0	Not Applicable	0	Not Applicable	0	Not Applicable	0	Not Applicable
1	See Above	5107	BROADWAY	See Above	2/8/2017	Not Applicable	Rain	Y	See Above	0	Not Applicable	0	Not Applicable	0	Not Applicable	0	Not Applicable	0	Not Applicable	0	Not Applicable	0	Not Applicable	0	Not Applicable	0	Not Applicable	0	Not Applicable	0	Not Applicable
1	See Above	5107	BROADWAY	See Above	2/14/2017	Not Applicable	clear	N	See Above	0	Not Applicable	0	Not Applicable	0	Not Applicable	0	Not Applicable	0	Not Applicable	0	Not Applicable	0	Not Applicable	0	Not Applicable	0	Not Applicable	0	Not Applicable	0	Not Applicable
1	See Above	5107	BROADWAY	See Above	2/16/2017	Not Applicable	Rain	Y	See Above	0	Not Applicable	0	Not Applicable	0	Not Applicable	0	Not Applicable	0	Not Applicable	0	Not Applicable	0	Not Applicable	0	Not Applicable	0	Not Applicable	0	Not Applicable	0	Not Applicable
1	See Above	5107	BROADWAY	See Above	2/17/2017	Not Applicable	Rain	Y	See Above	0	Not Applicable	0	Not Applicable	0	Not Applicable	0	Not Applicable	0	Not Applicable	0	Not Applicable	0	Not Applicable	0	Not Applicable	0	Not Applicable	0	Not Applicable	0	Not Applicable
1	See Above	5107	BROADWAY	See Above	2/17/2017	Not Applicable	Rain	Y	See Above	0	Not Applicable	0	Not Applicable	0	Not Applicable	0	Not Applicable	0	Not Applicable	0	Not Applicable	0	Not Applicable	0	Not Applicable	0	Not Applicable	0	Not Applicable	0	Not Applicable
1	See Above	5107	BROADWAY	See Above	2/23/2017	Not Applicable	clear	N	See Above	0	Not Applicable	0	Not Applicable	0	Not Applicable	0	Not Applicable	0	Not Applicable	0	Not Applicable	0	Not Applicable	0	Not Applicable	0	Not Applicable	0	Not Applicable	0	Not Applicable
1	See Above	5107	BROADWAY	See Above	2/23/2017	Not Applicable	clear	N	See Above	0	Not Applicable	0	Not Applicable	0	Not Applicable	0	Not Applicable	0	Not Applicable	0	Not Applicable	0	Not Applicable	0	Not Applicable	0	Not Applicable	0	Not Applicable	0	Not Applicable

**City of Oakland
Summary of Construction Site Control Inspections
Private Projects
FY 2016-2017**

1	2	3	4	5			8	9	10	11-16						17	18	19	20-21									
				Number	Site Name	DATE				Weather	Rain & Runoff Y/N	> 1 acre	Problems and Resolution (Resolution Options: Problem Fixed, Need More Time, Escalate Enforcement)						Illicit Discharge (R19)	Comments (Problem & Resolution))	Enforcement Level (R21)	Violation Corrected? (Y/N/TBD)						
						First Inspection							Inspection	Site Fully Stabilized	Erosion (R13)							Sediment (R14)	Run-on & Runoff (R15)	Active Treatment (R16)	Site Mgt. (R17)	Non S/W Mgt (R18)	10 Days	30 Days
1	See Above	5107	BROADWAY	See Above	2/24/2017	Not Applicable	clear	N	See Above	0	Not Applicable	0	Not Applicable	0	Not Applicable	0	Not Applicable	0	Not Applicable	0	0	Not Applicable	0	Not Applicable				
1	See Above	5107	BROADWAY	See Above	3/9/2017	Not Applicable	clear	N	See Above	0	Not Applicable	0	Not Applicable	0	Not Applicable	1	Problem Fixed	0	Not Applicable	0	Not Applicable	1	1	YES	0	Not Applicable		
1	See Above	5107	BROADWAY	See Above	3/20/2017	Not Applicable	clear	N	See Above	0	Not Applicable	0	Not Applicable	0	Not Applicable	1	Problem Fixed	0	Not Applicable	0	Not Applicable	1	1	YES	0	Not Applicable		
1	See Above	5107	BROADWAY	See Above	3/21/2017	Not Applicable	Rain	Y	See Above	0	Not Applicable	0	Not Applicable	0	Not Applicable	0	Not Applicable	0	Not Applicable	0	Not Applicable	0	0	Not Applicable	0	Not Applicable		
1	See Above	5107	BROADWAY	See Above	3/22/2017	Not Applicable	Rain	Y	See Above	0	Not Applicable	0	Not Applicable	0	Not Applicable	0	Not Applicable	0	Not Applicable	0	Not Applicable	0	0	Not Applicable	0	Not Applicable		
1	See Above	5107	BROADWAY	See Above	3/28/2017	8/12/2015	clear	N	See Above	0	Not Applicable	0	Not Applicable	0	Not Applicable	0	Not Applicable	0	Not Applicable	0	Not Applicable	0	0	Not Applicable	0	Not Applicable		
1	1	5151	BROADWAY	2/28/2017	2/28/2017	Not Applicable	clear	N	1	0	Not Applicable	0	Not Applicable	0	Not Applicable	0	Not Applicable	0	Not Applicable	0	Not Applicable	0	0	Not Applicable	0	Not Applicable		
1	See Above	5151	BROADWAY	See Above	4/26/2017	Not Applicable	Rain	Y	See Above	0	Not Applicable	0	Not Applicable	0	Not Applicable	0	Not Applicable	0	Not Applicable	0	Not Applicable	0	0	Not Applicable	0	Not Applicable		
1	See Above	5151	BROADWAY	See Above	4/28/2017	Not Applicable	clear	N	See Above	0	Not Applicable	0	Not Applicable	0	Not Applicable	0	Not Applicable	0	Not Applicable	0	Not Applicable	0	0	Not Applicable	0	Not Applicable		
1	See Above	5151	BROADWAY	See Above	6/26/2017	Not Applicable	clear	N	See Above	0	Not Applicable	0	Not Applicable	0	Not Applicable	0	Not Applicable	0	Not Applicable	0	Not Applicable	0	0	Not Applicable	0	Not Applicable		
1	See Above	5151	BROADWAY	See Above	6/30/2017	3/30/2017	clear	N	See Above	0	Not Applicable	0	Not Applicable	0	Not Applicable	1	Problem Fixed	0	Not Applicable	0	Not Applicable	1	1	YES	0	Not Applicable		
1	1	5988	BROADWAY	7/7/2016	7/7/2016	Not Applicable	clear	N	0	0	Not Applicable	0	Not Applicable	0	Not Applicable	1	Problem Fixed	0	Not Applicable	0	Not Applicable	2	1	YES	0	Not Applicable		
1	See Above	5988	BROADWAY	See Above	7/12/2016	Not Applicable	clear	N	See Above	0	Not Applicable	0	Not Applicable	0	Not Applicable	0	Not Applicable	0	Not Applicable	0	Not Applicable	0	0	Not Applicable	0	Not Applicable		
1	See Above	5988	BROADWAY	See Above	10/13/2016	Not Applicable	clear	N	See Above	1	Problem Fixed	0	Not Applicable	0	Not Applicable	0	Not Applicable	0	Not Applicable	0	Not Applicable	1	1	YES	0	Not Applicable		
1	See Above	5988	BROADWAY	See Above	2/15/2017	7/6/2016	clear	N	See Above	0	Not Applicable	0	Not Applicable	0	Not Applicable	0	Not Applicable	0	Not Applicable	0	Not Applicable	0	0	Not Applicable	0	Not Applicable		

**City of Oakland
Summary of Construction Site Control Inspections
Private Projects
FY 2016-2017**

1	2	3	4	5			8	9	10	11-16						17	18	19	20-21										
				Number	Site Name	DATE				Weather	Rain & Runoff Y/N	> 1 acre	Problems and Resolution (Resolution Options: Problem Fixed, Need More Time, Escalate Enforcement)						Illicit Discharge (R19)	Comments (Problem & Resolution))	Enforcement Level (R21)	Violation Corrected? (Y/N/TBD)							
						First Inspection							Inspection	Site Fully Stabilized	Erosion (R13)							Sediment (R14)	Run-on & Runoff (R15)	Active Treatment (R16)	Site Mgt. (R17)	Non S/W Mgt (R18)	10 Days	30 Days	
1	1	5295	BROADWAY TR	7/12/2016	7/12/2016	Not Applicable	clear	N	0	0	Not Applicable	0	Not Applicable	0	Not Applicable	0	Not Applicable	1	Problem Fixed	0	Not Applicable	0	Not Applicable	Partial: Date: 7/12/2016 Inspected 8 inch sewer from existing manhole next to the building to existing manhole in the driveway. Pressure test is good. Contractor still needs to install grease interceptor along with about 30 feet of pipe.	1	1	YES	0	Not Applicable
1	See Above	5295	BROADWAY TR	See Above	8/23/2016	Not Applicable	clear	N	See Above	0	Not Applicable	0	Not Applicable	0	Not Applicable	0	Not Applicable	0	Not Applicable	0	Not Applicable	0	Not Applicable	Partial: INSP S/S M.H. BASE - OK TO POUR - MULTI S/S PIPES BY C/O/O PLAN CHECK OR	0	0	Not Applicable	0	Not Applicable
1	See Above	5295	BROADWAY TR	See Above	8/26/2016	Not Applicable	clear	N	See Above	0	Not Applicable	0	Not Applicable	0	Not Applicable	0	Not Applicable	0	Not Applicable	0	Not Applicable	0	Not Applicable	Partial: INSP S/S M.H. BASE & 1ST BARREL STRUCTURE.	0	0	Not Applicable	0	Not Applicable
1	See Above	5295	BROADWAY TR	See Above	8/29/2016	Not Applicable	clear	N	See Above	0	Not Applicable	0	Not Applicable	0	Not Applicable	0	Not Applicable	0	Not Applicable	0	Not Applicable	0	Not Applicable	Partial: INSP S/S STRUCTURE INSTALLED ON BASE - NEEDS GROUTING	0	0	Not Applicable	0	Not Applicable
1	See Above	5295	BROADWAY TR	See Above	9/1/2016	Not Applicable	clear	N	See Above	0	Not Applicable	0	Not Applicable	0	Not Applicable	0	Not Applicable	0	Not Applicable	0	Not Applicable	0	Not Applicable	Partial: Date: 9/1/2016 Inspection of new sewer with 4 building connections. Inspected grouting on manhole raisers. Also rough inspection of piping on sewer. Contractor still need to call for test.	0	0	Not Applicable	0	Not Applicable
1	See Above	5295	BROADWAY TR	See Above	9/6/2016	Not Applicable	clear	N	See Above	0	Not Applicable	0	Not Applicable	0	Not Applicable	0	Not Applicable	0	Not Applicable	0	Not Applicable	0	Not Applicable	Partial: Date: 9/6/2016 Pressure test on 4 building sewer connections from building to manhole. Pressure test test is good. Told contractor he needed to get a PSL from EBMUD before the final.	0	0	Not Applicable	0	Not Applicable
1	See Above	5295	BROADWAY TR	See Above	9/21/2016	Not Applicable	clear	N	See Above	0	Not Applicable	0	Not Applicable	0	Not Applicable	0	Not Applicable	0	Not Applicable	0	Not Applicable	0	Not Applicable	Partial: INSP 4 M.H. CONCRETE POURED COLLARS OK- REWORK M.H. RINGS GROUTING INSIDE M.H. LIDS MAKE ALL AREAS SMOOTH	0	0	Not Applicable	0	Not Applicable
1	See Above	5295	BROADWAY TR	See Above	9/30/2016	Not Applicable	clear	N	See Above	0	Not Applicable	0	Not Applicable	0	Not Applicable	0	Not Applicable	0	Not Applicable	0	Not Applicable	0	Not Applicable	Partial: INSP S/S LAT'S, PAVING, AND PLANTS INSTALLED INCLUDING GROUND COVER PASSED SIGNED ON P JOB RECEIVED LETTER CERTIFICATE OF COMPLETION AND EBMUD S/S LAT	0	0	Not Applicable	0	Not Applicable
1	See Above	5295	BROADWAY TR	See Above	12/12/2016	Not Applicable	clear	N	See Above	0	Not Applicable	0	Not Applicable	0	Not Applicable	0	Not Applicable	0	Not Applicable	0	Not Applicable	0	Not Applicable	Partial: Date: 12/12/2016 C-6 Inspection All BMP's in place with no site runoff.	0	0	Not Applicable	0	Not Applicable
1	See Above	5295	BROADWAY TR	See Above	12/15/2016	Not Applicable	Rain	Y	See Above	0	Not Applicable	0	Not Applicable	0	Not Applicable	0	Not Applicable	0	Not Applicable	0	Not Applicable	0	Not Applicable	Partial: INSP 3" PVC ELECTRICAL CONDUIT FROM C.B TO PRO SHOP BLDG 140' U/G	0	0	Not Applicable	0	Not Applicable
1	See Above	5295	BROADWAY TR	See Above	12/19/2016	Not Applicable	clear	N	See Above	0	Not Applicable	0	Not Applicable	0	Not Applicable	0	Not Applicable	0	Not Applicable	0	Not Applicable	0	Not Applicable	Partial: Date: 12/19/2016 Inspected ufer ground for tennis building. Ok to pour footing.	0	0	Not Applicable	0	Not Applicable
1	See Above	5295	BROADWAY TR	See Above	6/2/2017	10/25/2016	clear	N	See Above	0	Not Applicable	0	Not Applicable	0	Not Applicable	0	Not Applicable	0	Not Applicable	0	Not Applicable	0	Not Applicable	Partial:	0	0	Not Applicable	0	Not Applicable
1	1	9900	BROADWAY TR	11/30/2016	11/30/2016	9/22/2016	Rain	Y	See Above	0	Not Applicable	0	Not Applicable	0	Not Applicable	0	Not Applicable	0	Not Applicable	0	Not Applicable	0	Not Applicable	Partial: Date: 11/30/2016 No construction activity. BMP's are in place with no site runoff	0	0	Not Applicable	0	Not Applicable
1	1	6850	BUCKINGHAM BLVD	9/6/2016	9/6/2016	9/3/2015	clear	N	0	0	Not Applicable	0	Not Applicable	0	Not Applicable	0	Not Applicable	0	Not Applicable	0	Not Applicable	0	Not Applicable	Pass: Date: 9/6/2016 All permanent erosion controls are in place landscaping is done permit is final.	0	0	Not Applicable	0	Not Applicable
1	1	6880	BUCKINGHAM BLVD	1/11/2017	1/11/2017	1/11/2017	Rain	Y	0	0	Not Applicable	0	Not Applicable	0	Not Applicable	1	Problem Fixed	0	Not Applicable	0	Not Applicable	0	Not Applicable	Partial: 1. INSP EROSION CTRLS - PLASTIC TRASH AT THE BOTTOM OF THE CONSTR SITE HAS BEEN CLEANED UP. 2. VISQUEEN COVERING THE HILLSIDE IS NOT SECURED 3. ORANGE NETTING HAS BROKEN AREAS NOT PROTECTING ANYTHING - HAZARD.	1	1	YES	0	Not Applicable
1	1	5822	BUENA VISTA AVE	12/5/2016	12/5/2016	Not Applicable	clear	N	0	0	Not Applicable	0	Not Applicable	0	Not Applicable	1	Problem Fixed	0	Not Applicable	0	Not Applicable	0	Not Applicable	Partial: INSP EROSION CTRLS + GRADING WORK-NOT WINTERIZED GAVE CORR NOTICE- CLEAN REQ'D	2	1	YES	0	Not Applicable
1	See Above	5822	BUENA VISTA AVE	See Above	1/12/2017	Not Applicable	Rain	Y	See Above	0	Not Applicable	0	Not Applicable	0	Not Applicable	1	Problem Fixed	0	Not Applicable	0	Not Applicable	0	Not Applicable	Not Pass-Site Mgmt: Date: 1/12/2017 Stop work order is still in place no Contractor on site and the materials storage site has not been cleaned up .	3	1	YES	0	Not Applicable

**City of Oakland
Summary of Construction Site Control Inspections
Private Projects
FY 2016-2017**

1 Enter 1 per inspection	2 Enter 1 for each site	3 Number	4 Site Name	5 DATE			8 Weather	9 Rain & Runoff Y/N	10 > 1 acre	11-18 Problems and Resolution (Resolution Options: Problem Fixed, Need More Time, Escalate Enforcement)						17 Illicit Discharge (R19)	18 Comments (Problem & Resolution))	19 Enforcement Level (R21)	20-21 Violation Corrected? (Y/N/TBD)							
				6 First Inspection	7 Inspection	Site Fully Stabilized				Erosion (R13)	Sediment (R14)	Run-on & Runoff (R15)	Active Treatment (R16)	Site Mgt. (R17)	Non S/W Mgt (R18)				10 Days	30 Days						
1	See Above	5822	BUENA VISTA AVE	See Above	1/13/2017	10/2/2016	clear	N	See Above	0	Not Applicable	0	Not Applicable	0	Not Applicable	0	Not Applicable	0	Not Applicable	0	Not Applicable	1	1	YES	0	Not Applicable
1	1	2	BURMA RD	8/19/2016	8/19/2016	09/04/2015	clear	N	0	0	Not Applicable	0	Not Applicable	0	Not Applicable	0	Not Applicable	0	Not Applicable	0	Not Applicable	0	0	Not Applicable	0	Not Applicable
1	1	10	Chancellor PL	11/29/2016	11/29/2016	11/28/2016	clear	N	0	0	Not Applicable	0	Not Applicable	0	Not Applicable	0	Not Applicable	0	Not Applicable	0	Not Applicable	0	0	Not Applicable	0	Not Applicable
1	1	3014	CHAPMAN ST	10/20/2016	10/20/2016	8/30/2016	clear	N	0	0	Not Applicable	0	Not Applicable	0	Not Applicable	0	Not Applicable	0	Not Applicable	0	Not Applicable	0	0	Not Applicable	0	Not Applicable
1	1	6858	CHARING CROSS RD	7/7/2016	7/7/2016	Not Applicable	clear	N	0	0	Not Applicable	0	Not Applicable	0	Not Applicable	1	Problem Fixed	0	Not Applicable	0	Not Applicable	2	1	YES	0	Not Applicable
1	See Above	6858	CHARING CROSS RD	See Above	7/12/2016	Not Applicable	clear	N	See Above	0	Not Applicable	0	Not Applicable	0	Not Applicable	0	Not Applicable	0	Not Applicable	0	Not Applicable	0	0	Not Applicable	0	Not Applicable
1	See Above	6858	CHARING CROSS RD	See Above	11/29/2016	6/16/2016	clear	N	See Above	0	Not Applicable	0	Not Applicable	0	Not Applicable	0	Not Applicable	0	Not Applicable	0	Not Applicable	0	0	Not Applicable	0	Not Applicable
1	1	6926	CHARING CROSS RD	12/5/2016	12/5/2016	12/5/2016	clear	N	See Above	0	Not Applicable	0	Not Applicable	0	Not Applicable	0	Not Applicable	0	Not Applicable	0	Not Applicable	0	0	Not Applicable	0	Not Applicable
1	1	2865	CHELSEA DR	12/1/2016	12/1/2016	10/31/2016	clear	N	0	0	Not Applicable	0	Not Applicable	0	Not Applicable	1	Problem Fixed	0	Not Applicable	0	Not Applicable	1	1	YES	0	Not Applicable
1	1	6015	CHELTON DR	12/1/2016	12/1/2016	7/15/2016	clear	N	0	0	Not Applicable	0	Not Applicable	0	Not Applicable	0	Not Applicable	0	Not Applicable	0	Not Applicable	0	0	Not Applicable	0	Not Applicable
1	1	5239	CLAREMONT AVE	2/27/2017	2/27/2017	6/15/2015	Rain	Y	0	0	Not Applicable	0	Not Applicable	0	Not Applicable	0	Not Applicable	0	Not Applicable	0	Not Applicable	0	0	Not Applicable	0	Not Applicable
1	1	5980	CONTRA COSTA RD	12/1/2016	12/1/2016	8/11/2016	clear	N	0	0	Not Applicable	0	Not Applicable	0	Not Applicable	0	Not Applicable	0	Not Applicable	0	Not Applicable	0	0	Not Applicable	0	Not Applicable

**City of Oakland
Summary of Construction Site Control Inspections
Private Projects
FY 2016-2017**

1	2	3	4	5			8	9	10	11-16						17	18	19	20		21								
				Number	Site Name	DATE				Weather	Rain & Runoff Y/N	> 1 acre	Problems and Resolution (Resolution Options: Problem Fixed, Need More Time, Escalate Enforcement)						Illicit Discharge (R19)	Comments (Problem & Resolution))		Enforcement Level (R21)	Violation Corrected? (Y/N/TBD)						
						First Inspection							Inspection	Site Fully Stabilized	Erosion (R13)								Sediment (R14)	Run-on & Runoff (R15)	Active Treatment (R16)	Site Mgt. (R17)	Non S/W Mgt (R18)	10 Days	30 Days
1	1	6029	Contra Costa	10/25/2016	10/25/2016	9/19/2016	Rain	Y	0	0	Not Applicable	0	Not Applicable	0	Not Applicable	0	Not Applicable	1	Problem Fixed	0	Not Applicable	0	Not Applicable	Not Pass-Non-Storm H2O Mgmt: Date: 10/25/2016 C-6 Inspection Rainy Day Correction Notice 1) Contractor want to excavate but doesn't have a AMR to his grading permit so no grading or excavation will be allowed. 2) Cover exposed soil piles with plast	2	1	YES	0	Not Applicable
1	1	6339	CONTRA COSTA RD	3/16/2017	3/16/2017	Not Applicable	clear	N	0	0	Not Applicable	0	Not Applicable	0	Not Applicable	0	Not Applicable	1	Problem Fixed	0	Not Applicable	0	Not Applicable	Not Pass: Field cancel after 10:00 am	1	1	YES	0	Not Applicable
1	See Above	6339	CONTRA COSTA RD	See Above	3/20/2017	Not Applicable	clear	N	See Above	0	Not Applicable	0	Not Applicable	0	Not Applicable	0	Not Applicable	1	Problem Fixed	0	Not Applicable	0	Not Applicable	Not Pass: Met with owner. Grading on the left hand side of the rear retaining wall is not graded out, down hill dirt slope without ground covering or steps. The right hand side upper front fence post holes, all require back filling around them.	1	1	YES	0	Not Applicable
1	See Above	6339	CONTRA COSTA RD	See Above	3/22/2017	Not Applicable	Rain	Y	See Above	0	Not Applicable	0	Not Applicable	0	Not Applicable	0	Not Applicable	0	Not Applicable	0	Not Applicable	0	Not Applicable	Partial: Met with John, re-inspect fence post holes back filled up to ground level on front right side, OK. Contractor also installed (4) check Dam boards and leveled off the dirt pile on the left side of the rear retaining block wall. Check with Kenny L	0	0	Not Applicable	0	Not Applicable
1	See Above	6339	CONTRA COSTA RD	See Above	3/28/2017	9/2/2015	clear	N	See Above	0	Not Applicable	0	Not Applicable	0	Not Applicable	0	Not Applicable	0	Not Applicable	0	Not Applicable	0	Not Applicable	Pass: Contractor made all required corrections, signed off on grading permit. OK to final.	0	0	Not Applicable	0	Not Applicable
1	1	5560	COUNTRY CLUB DR	12/5/2016	12/5/2016	10/2/2015	clear	N	0	0	Not Applicable	0	Not Applicable	0	Not Applicable	0	Not Applicable	0	Not Applicable	0	Not Applicable	0	Not Applicable	Partial: Date: 12/5/2016 C-6 Inspection Erosion controls and BMP's are in place with no site runoffs. Construction driveway installed. Contractor needs secondary containment on the outhouse gave verbal instructions.	0	0	Not Applicable	0	Not Applicable
1	1	0	DARTMOUTH DR	10/5/2016	10/5/2016	1/9/2017	clear	N	0	0	Not Applicable	0	Not Applicable	0	Not Applicable	0	Not Applicable	0	Not Applicable	0	Not Applicable	0	Not Applicable	Pass: Date: 10/5/2016 Grading permit dating back to 2013. Inspected drainage structure and piping along with permanent erosion controls. Grading Permit is final.	0	0	Not Applicable	0	Not Applicable
1	1	401	DERBY AVE	6/13/2017	6/13/2017	Not Applicable	clear	N	0	0	Not Applicable	0	Not Applicable	0	Not Applicable	0	Not Applicable	0	Not Applicable	0	Not Applicable	0	Not Applicable	Partial: Inspect S/D water seal stops installed on all of mid block storm drain pipes on Derby Ave. OK to pour concrete collars.	0	0	Not Applicable	0	Not Applicable
1	See Above	401	DERBY AVE	See Above	6/22/2017	Not Applicable	clear	N	See Above	0	Not Applicable	0	Not Applicable	0	Not Applicable	0	Not Applicable	0	Not Applicable	0	Not Applicable	0	Not Applicable	Partial: Inspect main driveway entrance compaction and forms on Derby St., After removing all loose class II aggregate from the Gutter Pan the contractor can pour the driveway.	0	0	Not Applicable	0	Not Applicable
1	See Above	401	DERBY AVE	See Above	6/28/2017	5/23/2016	clear	N	See Above	0	Not Applicable	0	Not Applicable	0	Not Applicable	0	Not Applicable	0	Not Applicable	0	Not Applicable	0	Not Applicable	Partial: Inspect C&G compaction, forms for pouring concrete on Derby Ave and Ford St. After removing all of the loose CL II aggregate on Ford St. you can pour the C/G. (2) Inspect 12" RCP x 20 ft, storm drain pipe between catch basins on Derby Ave. OK t	0	0	Not Applicable	0	Not Applicable
1	1	7026	DEVON WY	11/29/2016	11/29/2016	8/18/2015	clear	N	0	0	Not Applicable	0	Not Applicable	0	Not Applicable	1	Problem Fixed	0	Not Applicable	0	Not Applicable	0	Not Applicable	Partial: New house still under construction, need ground cover	1	1	YES	0	Not Applicable

**City of Oakland
Summary of Construction Site Control Inspections
Private Projects
FY 2016-2017**

1	2	3	4	5			8	9	10	11-16						17	18	19	20-21										
				Number	Site Name	DATE				Weather	Rain & Runoff Y/N	> 1 acre	Problems and Resolution (Resolution Options: Problem Fixed, Need More Time, Escalate Enforcement)						Illicit Discharge (R19)	Comments (Problem & Resolution))	Enforcement Level (R21)	Violation Corrected? (Y/N/TBD)							
						First Inspection							Inspection	Site Fully Stabilized	Erosion (R13)							Sediment (R14)	Run-on & Runoff (R15)	Active Treatment (R16)	Site Mgt. (R17)	Non S/W Mgt (R18)	10 Days	30 Days	
1	1	25	DIABLO DR	10/18/2016	10/18/2016	Not Applicable	clear	N	0	0	Not Applicable	0	Not Applicable	0	Not Applicable	0	Not Applicable	1	Problem Fixed	0	Not Applicable	0	Not Applicable	Not Pass - Erosion Controls: Date: 10/18/2016 C-6 Inspection Correction Notice Owner/Builder for site 25 and 45 needs to up grade the erosion controls for both properties also clean up all construction debris today is the October 19th I will reschedule	2	1	YES	0	Not Applicable
1	See Above	25	DIABLO DR	See Above	10/25/2016	6/10/2015	Rain	Y	See Above	0	Not Applicable	0	Not Applicable	0	Not Applicable	0	Not Applicable	0	Not Applicable	0	Not Applicable	0	Not Applicable	Partial: Date: 10/25/2016 Contractor has cleaned up his site BMP's are now in place	0	0	Not Applicable	0	Not Applicable
1	1	7021	ELVERTON DR	11/30/2016	11/30/2016	11/29/2016	Rain	Y	0	0	Not Applicable	0	Not Applicable	0	Not Applicable	0	Not Applicable	0	Not Applicable	0	Not Applicable	0	Not Applicable	Partial: Date: 11/30/2016 C-6 Inspection No construction activity on this site.	0	0	Not Applicable	0	Not Applicable
1	1	845	EMBARCADERO	6/19/2017	6/19/2017	5/12/2017	clear	N	1	0	Not Applicable	0	Not Applicable	0	Not Applicable	0	Not Applicable	0	Not Applicable	0	Not Applicable	0	Not Applicable	Partial: Pre-construction meeting to lay out schedule & starting times for all (3) phases the contractor is getting ready to start working on with in next 2 wks. The contractor will be working with and calling the PWA Department for Inspections on this Em	0	0	Not Applicable	0	Not Applicable
1	See Above	845	EMBARCADERO	7/20/2016	7/20/2016	Not Applicable	clear	N	See Above	0	Not Applicable	0	Not Applicable	0	Not Applicable	0	Not Applicable	0	Not Applicable	0	Not Applicable	0	Not Applicable	Partial: Date: 7/20/2016 Form inspection ok to pour at entrance need to remove loose AB at the entrance next to 9th street	0	0	Not Applicable	0	Not Applicable
1	See Above	845	EMBARCADERO	See Above	7/25/2016	Not Applicable	clear	N	See Above	0	Not Applicable	0	Not Applicable	0	Not Applicable	0	Not Applicable	0	Not Applicable	0	Not Applicable	0	Not Applicable	Partial: INSP S/W COMP & REBAR FOR POURING OK	0	0	Not Applicable	0	Not Applicable
1	See Above	845	EMBARCADERO	See Above	7/26/2016	Not Applicable	clear	N	See Above	0	Not Applicable	0	Not Applicable	0	Not Applicable	0	Not Applicable	0	Not Applicable	0	Not Applicable	0	Not Applicable	Partial: INSP S/W COMP & REBAR & .2 H/C/R/S - OK TO POUR	0	0	Not Applicable	0	Not Applicable
1	See Above	845	EMBARCADERO	See Above	7/28/2016	Not Applicable	clear	N	See Above	0	Not Applicable	0	Not Applicable	0	Not Applicable	0	Not Applicable	0	Not Applicable	0	Not Applicable	0	Not Applicable	Partial: INSP POURED S/W SECTIONS FIRST PHOSE; SECOND PHASE READY	0	0	Not Applicable	0	Not Applicable
1	See Above	845	EMBARCADERO	See Above	7/29/2016	Not Applicable	clear	N	See Above	0	Not Applicable	0	Not Applicable	0	Not Applicable	0	Not Applicable	0	Not Applicable	0	Not Applicable	0	Not Applicable	Partial: INSP C & G COMP & FORMS FOR POURING ON AUG 1ST 2016	0	0	Not Applicable	0	Not Applicable
1	See Above	845	EMBARCADERO	See Above	8/1/2016	Not Applicable	clear	N	See Above	0	Not Applicable	0	Not Applicable	0	Not Applicable	0	Not Applicable	0	Not Applicable	0	Not Applicable	0	Not Applicable	Partial: INSP S/W POURING OK	0	0	Not Applicable	0	Not Applicable
1	See Above	845	EMBARCADERO	See Above	8/2/2016	Not Applicable	clear	N	See Above	0	Not Applicable	0	Not Applicable	0	Not Applicable	0	Not Applicable	0	Not Applicable	0	Not Applicable	0	Not Applicable	Partial: INSP POURED S/W & NEW COMP FORMS & REBAR	0	0	Not Applicable	0	Not Applicable
1	See Above	845	EMBARCADERO	See Above	8/3/2016	Not Applicable	clear	N	See Above	0	Not Applicable	0	Not Applicable	0	Not Applicable	0	Not Applicable	0	Not Applicable	0	Not Applicable	0	Not Applicable	Partial: INSP S/W COMP & REBAR S/W SIDE OK TO POUR	0	0	Not Applicable	0	Not Applicable
1	See Above	845	EMBARCADERO	See Above	8/4/2016	Not Applicable	clear	N	See Above	0	Not Applicable	0	Not Applicable	0	Not Applicable	0	Not Applicable	0	Not Applicable	0	Not Applicable	0	Not Applicable	Partial: INSP S/W COMP & REBAR OK READY TO POUR	0	0	Not Applicable	0	Not Applicable
1	See Above	845	EMBARCADERO	See Above	8/5/2016	Not Applicable	clear	N	See Above	0	Not Applicable	0	Not Applicable	0	Not Applicable	0	Not Applicable	0	Not Applicable	0	Not Applicable	0	Not Applicable	Partial: INSP S/W BEING POURED	0	0	Not Applicable	0	Not Applicable
1	See Above	845	EMBARCADERO	See Above	8/7/2016	Not Applicable	clear	N	See Above	0	Not Applicable	0	Not Applicable	0	Not Applicable	0	Not Applicable	0	Not Applicable	0	Not Applicable	0	Not Applicable	Partial: INSP S/W COMP & REBAR ON 2 STREETS UN NAMED	0	0	Not Applicable	0	Not Applicable
1	See Above	845	EMBARCADERO	See Above	8/8/2016	Not Applicable	clear	N	See Above	0	Not Applicable	0	Not Applicable	0	Not Applicable	0	Not Applicable	0	Not Applicable	0	Not Applicable	0	Not Applicable	Partial: INSP POURED S/W & NEW S/W COMP & REBAR AREAS OK	0	0	Not Applicable	0	Not Applicable
1	See Above	845	EMBARCADERO	See Above	8/12/2016	Not Applicable	clear	N	See Above	0	Not Applicable	0	Not Applicable	0	Not Applicable	0	Not Applicable	0	Not Applicable	0	Not Applicable	0	Not Applicable	Partial: INSP S/W COMP & POUR REMOVE CURB REAR FACE BOARDS	0	0	Not Applicable	0	Not Applicable
1	See Above	845	EMBARCADERO	See Above	8/15/2016	Not Applicable	clear	N	See Above	0	Not Applicable	0	Not Applicable	0	Not Applicable	0	Not Applicable	0	Not Applicable	0	Not Applicable	0	Not Applicable	Partial: INSP POURED S/W & ONE GUTTER TOP AND APRON OK	0	0	Not Applicable	0	Not Applicable
1	See Above	845	EMBARCADERO	See Above	11/15/2016	5/12/2017	clear	N	See Above	0	Not Applicable	0	Not Applicable	0	Not Applicable	0	Not Applicable	0	Not Applicable	0	Not Applicable	0	Not Applicable	Partial: INSP EROSION CTRLS, LANDSCAPING + ST. LT'S POLES	0	0	Not Applicable	0	Not Applicable
1	1	1840	EMBARCADERO	9/22/2016	9/22/2016	Not Applicable	clear	N	0	0	Not Applicable	0	Not Applicable	0	Not Applicable	0	Not Applicable	0	Not Applicable	0	Not Applicable	0	Not Applicable	Partial: INSP 2 SEC'S OF S/W 3" U/G S/D CAST IRON PIPES (6) REMOVE ALL LOOSE CL 2 AGG OK TO POUR	0	0	Not Applicable	0	Not Applicable
1	See Above	1840	EMBARCADERO	See Above	9/23/2016	Not Applicable	clear	N	See Above	0	Not Applicable	0	Not Applicable	0	Not Applicable	1	Problem Fixed	0	Not Applicable	0	Not Applicable	0	Not Applicable	Partial: INSP VALLEY SWALE COMP + REBAR- OK TO POUR- NO CONSTR FENCING AROUND SITE NO EROSION CTRLS ORNAGE NETTING USED AS A CONSTR FENCING CONTR NEEDS TO PROTECT SITE NO EROSION CTRL	1	1	YES	0	Not Applicable

**City of Oakland
Summary of Construction Site Control Inspections
Private Projects
FY 2016-2017**

1	2	3	4	5			8	9	10	11-16						17	18	19	20-21										
				Number	Site Name	DATE				Weather	Rain & Runoff Y/N	> 1 acre	Problems and Resolution (Resolution Options: Problem Fixed, Need More Time, Escalate Enforcement)						Illicit Discharge (R19)	Comments (Problem & Resolution))	Enforcement Level (R21)	Violation Corrected? (Y/N/TBD)							
						First Inspection							Inspection	Site Fully Stabilized	Erosion (R13)							Sediment (R14)	Run-on & Runoff (R15)	Active Treatment (R16)	Site Mgt. (R17)	Non S/W Mgt (R18)	10 Days	30 Days	
1	See Above	1840	EMBARCADERO	See Above	9/26/2016	9/15/2016	clear	N	See Above	0	Not Applicable	0	Not Applicable	0	Not Applicable	0	Not Applicable	0	Not Applicable	0	Not Applicable	0	Not Applicable	0	Not Applicable	0	Not Applicable	0	Not Applicable
1	1	1	EMERY LN	3/9/2017	3/9/2017	Not Applicable	clear	N	0	0	Not Applicable	0	Not Applicable	0	Not Applicable	0	Not Applicable	0	Not Applicable	0	Not Applicable	0	Not Applicable	0	Not Applicable	0	Not Applicable	0	Not Applicable
1	See Above	1	EMERY LN	See Above	5/1/2017	5/12/2016	clear	N	See Above	0	Not Applicable	0	Not Applicable	0	Not Applicable	0	Not Applicable	0	Not Applicable	0	Not Applicable	0	Not Applicable	0	Not Applicable	0	Not Applicable	0	Not Applicable
1	1	2	EMERY LN	8/12/2016	8/12/2016	Not Applicable		Y	0	0	Not Applicable	0	Not Applicable	0	Not Applicable	0	Not Applicable	0	Not Applicable	0	Not Applicable	0	Not Applicable	0	Not Applicable	0	Not Applicable	0	Not Applicable
1	See Above	2	EMERY LN	See Above	10/25/2016	Not Applicable	Rain	Y	See Above	0	Not Applicable	0	Not Applicable	0	Not Applicable	0	Not Applicable	0	Not Applicable	0	Not Applicable	0	Not Applicable	0	Not Applicable	0	Not Applicable	0	Not Applicable
1	See Above	2	EMERY LN	See Above	5/25/2017	Not Applicable	clear	N	See Above	0	Not Applicable	0	Not Applicable	0	Not Applicable	1	Problem Fixed	0	Not Applicable	0	Not Applicable	0	Not Applicable	1	1	YES	0	Not Applicable	
1	See Above	2	EMERY LN	See Above	6/28/2017	7/28/2016	clear	N	See Above	0	Not Applicable	0	Not Applicable	0	Not Applicable	1	Problem Fixed	0	Not Applicable	0	Not Applicable	0	Not Applicable	1	1	YES	0	Not Applicable	
1	1	15	EMERY LN	7/29/2016	7/29/2016	7/17/2015	clear	N	0	0	Not Applicable	0	Not Applicable	0	Not Applicable	0	Not Applicable	0	Not Applicable	0	Not Applicable	0	Not Applicable	0	Not Applicable	0	Not Applicable	0	Not Applicable
1	1	16	EMERY LN	10/18/2016	10/18/2016	6/2/2015	clear	N	0	0	Not Applicable	0	Not Applicable	0	Not Applicable	0	Not Applicable	0	Not Applicable	0	Not Applicable	0	Not Applicable	0	Not Applicable	0	Not Applicable	0	Not Applicable
1	1	21	EMERY LN, #Lot #8	10/17/2016	10/17/2016	8/17/2015	clear	N	0	0	Not Applicable	0	Not Applicable	0	Not Applicable	0	Not Applicable	0	Not Applicable	0	Not Applicable	0	Not Applicable	0	Not Applicable	0	Not Applicable	0	Not Applicable
1	1	3830	ENOS AVE	12/13/2016	12/13/2016	8/18/2016	Rain	Y	0	0	Not Applicable	0	Not Applicable	0	Not Applicable	0	Not Applicable	0	Not Applicable	0	Not Applicable	0	Not Applicable	0	Not Applicable	0	Not Applicable	0	Not Applicable
1	1	5869	ESTATES DR	9/2/2016	9/2/2016	Not Applicable	clear	N	0	0	Not Applicable	0	Not Applicable	0	Not Applicable	0	Not Applicable	0	Not Applicable	0	Not Applicable	0	Not Applicable	0	Not Applicable	0	Not Applicable	0	Not Applicable
1	See Above	5869	ESTATES DR	See Above	10/14/2016	Not Applicable	Rain	Y	See Above	0	Not Applicable	0	Not Applicable	0	Not Applicable	0	Not Applicable	0	Not Applicable	0	Not Applicable	0	Not Applicable	0	Not Applicable	0	Not Applicable	0	Not Applicable
1	See Above	5869	ESTATES DR	See Above	10/18/2016	Not Applicable	clear	N	See Above	0	Not Applicable	0	Not Applicable	0	Not Applicable	1	Problem Fixed	0	Not Applicable	0	Not Applicable	0	Not Applicable	1	1	YES	0	Not Applicable	
1	See Above	5869	ESTATES DR	See Above	11/10/2016	Not Applicable	clear	N	See Above	0	Not Applicable	0	Not Applicable	0	Not Applicable	1	Problem Fixed	0	Not Applicable	0	Not Applicable	0	Not Applicable	1	1	YES	0	Not Applicable	

**City of Oakland
Summary of Construction Site Control Inspections
Private Projects
FY 2016-2017**

1	2	3	4	5			8	9	10	11-16						17	18	19	20-21												
				Number	Site Name	DATE				Weather	Rain & Runoff Y/N	> 1 acre	Problems and Resolution (Resolution Options: Problem Fixed, Need More Time, Escalate Enforcement)						Illicit Discharge (R19)	Comments (Problem & Resolution))	Enforcement Level (R21)	Violation Corrected? (Y/N/TBD)									
						First Inspection							Inspection	Site Fully Stabilized	Erosion (R13)							Sediment (R14)	Run-on & Runoff (R15)	Active Treatment (R16)	Site Mgt. (R17)	Non S/W Mgt (R18)	10 Days	30 Days			
1	See Above	5869	ESTATES DR	See Above	11/17/2016	8/20/2015	clear	N	See Above	0	Not Applicable	0	Not Applicable	0	Not Applicable	0	Not Applicable	0	Not Applicable	0	Not Applicable	0	Not Applicable	0	Not Applicable	0	Not Applicable	0	Not Applicable	0	Not Applicable
1	1	6387	FAIRLANE DR	11/29/2016	11/29/2016	5/26/2016	clear	N	0	0	Not Applicable	0	Not Applicable	0	Not Applicable	0	Not Applicable	1	Problem Fixed	0	Not Applicable	0	Not Applicable	1	1	YES	0	Not Applicable			
1	1	687	FAIRMOUNT AVE	10/10/2016	10/10/2016	4/28/2016	clear	N	0	0	Not Applicable	0	Not Applicable	0	Not Applicable	0	Not Applicable	1	Problem Fixed	0	Not Applicable	0	Not Applicable	2	1	YES	0	Not Applicable			
1	1	2210	FILBERT ST	9/15/2016	9/15/2016	Not Applicable	clear	N	0	0	Not Applicable	0	Not Applicable	0	Not Applicable	0	Not Applicable	1	Problem Fixed	0	Not Applicable	0	Not Applicable	2	1	YES	0	Not Applicable			
1	See Above	2210	FILBERT ST	See Above	9/22/2016	Not Applicable	clear	N	See Above	0	Not Applicable	0	Not Applicable	0	Not Applicable	0	Not Applicable	1	Problem Fixed	0	Not Applicable	0	Not Applicable	2	1	YES	0	Not Applicable			
1	See Above	2210	FILBERT ST	See Above	9/26/2016	Not Applicable	clear	N	See Above	0	Not Applicable	0	Not Applicable	0	Not Applicable	0	Not Applicable	1	Problem Fixed	0	Not Applicable	0	Not Applicable	1	1	YES	0	Not Applicable			
1	See Above	2210	FILBERT ST	See Above	3/28/2017	Not Applicable	clear	N	See Above	0	Not Applicable	0	Not Applicable	0	Not Applicable	0	Not Applicable	0	Not Applicable	0	Not Applicable	0	Not Applicable	0	0	Not Applicable	0	Not Applicable			
1	See Above	2210	FILBERT ST	See Above	4/20/2017	Not Applicable	Rain	Y	See Above	0	Not Applicable	0	Not Applicable	0	Not Applicable	0	Not Applicable	0	Not Applicable	0	Not Applicable	0	Not Applicable	0	0	Not Applicable	0	Not Applicable			
1	See Above	2210	FILBERT ST	See Above	6/6/2017	6/29/2016	clear	N	See Above	0	Not Applicable	0	Not Applicable	0	Not Applicable	0	Not Applicable	1	Problem Fixed	0	Not Applicable	0	Not Applicable	1	1	YES	0	Not Applicable			
1	1	5859	FOOTHILL BLVD	3/16/2017	3/16/2017	Not Applicable	clear	N	0	0	Not Applicable	0	Not Applicable	0	Not Applicable	0	Not Applicable	0	Not Applicable	0	Not Applicable	0	Not Applicable	0	0	Not Applicable	0	Not Applicable			
1	See Above	5859	FOOTHILL BLVD	See Above	3/16/2017	Not Applicable	clear	N	See Above	0	Not Applicable	0	Not Applicable	0	Not Applicable	0	Not Applicable	0	Not Applicable	0	Not Applicable	0	Not Applicable	0	0	Not Applicable	0	Not Applicable			
1	See Above	5859	FOOTHILL BLVD	See Above	3/20/2017	Not Applicable	clear	N	See Above	0	Not Applicable	0	Not Applicable	0	Not Applicable	0	Not Applicable	0	Not Applicable	0	Not Applicable	0	Not Applicable	0	0	Not Applicable	0	Not Applicable			
1	See Above	5859	FOOTHILL BLVD	See Above	3/21/2017	Not Applicable	Rain	Y	See Above	0	Not Applicable	0	Not Applicable	0	Not Applicable	0	Not Applicable	0	Not Applicable	0	Not Applicable	0	Not Applicable	0	0	Not Applicable	0	Not Applicable			
1	See Above	5859	FOOTHILL BLVD	See Above	3/22/2017	Not Applicable	Rain	Y	See Above	0	Not Applicable	0	Not Applicable	0	Not Applicable	0	Not Applicable	1	Problem Fixed	0	Not Applicable	0	Not Applicable	1	1	YES	0	Not Applicable			

**City of Oakland
Summary of Construction Site Control Inspections
Private Projects
FY 2016-2017**

1	2	3	4	5			8	9	10	11-16						17	18	19	20		21								
				Number	Site Name	DATE				Weather	Rain & Runoff Y/N	> 1 acre	Problems and Resolution (Resolution Options: Problem Fixed, Need More Time, Escalate Enforcement)						Illicit Discharge (R19)	Comments (Problem & Resolution))		Enforcement Level (R21)	Violation Corrected? (Y/N/TBD)						
						First Inspection							Inspection	Site Fully Stabilized	Erosion (R13)								Sediment (R14)	Run-on & Runoff (R15)	Active Treatment (R16)	Site Mgt. (R17)	Non S/W Mgt (R18)	10 Days	30 Days
1	See Above	5859	FOOTHILL BLVD	See Above	3/28/2017	Not Applicable	clear	N	See Above	0	Not Applicable	0	Not Applicable	0	Not Applicable	0	Not Applicable	0	Not Applicable	0	0	Not Applicable	0	Not Applicable					
1	See Above	5859	FOOTHILL BLVD	See Above	3/29/2017	Not Applicable	clear	N	See Above	0	Not Applicable	0	Not Applicable	0	Not Applicable	0	Not Applicable	0	Not Applicable	0	0	Not Applicable	0	Not Applicable					
1	See Above	5859	FOOTHILL BLVD	See Above	4/5/2017	Not Applicable	clear	N	See Above	0	Not Applicable	0	Not Applicable	0	Not Applicable	0	Not Applicable	0	Not Applicable	0	0	Not Applicable	0	Not Applicable					
1	See Above	5859	FOOTHILL BLVD	See Above	4/12/2017	Not Applicable	Rain	Y	See Above	0	Not Applicable	0	Not Applicable	0	Not Applicable	1	Not Applicable	0	Not Applicable	0	1	1	YES	0	Not Applicable				
1	See Above	5859	FOOTHILL BLVD	See Above	4/12/2017	Not Applicable	Rain	Y	See Above	0	Not Applicable	0	Not Applicable	0	Not Applicable	0	Not Applicable	0	Not Applicable	0	0	0	Not Applicable	0	Not Applicable				
1	See Above	5859	FOOTHILL BLVD	See Above	4/14/2017	Not Applicable	clear	N	See Above	0	Not Applicable	0	Not Applicable	0	Not Applicable	0	Not Applicable	0	Not Applicable	0	0	0	Not Applicable	0	Not Applicable				
1	See Above	5859	FOOTHILL BLVD	See Above	4/25/2017	Not Applicable	clear	N	See Above	0	Not Applicable	0	Not Applicable	0	Not Applicable	0	Not Applicable	0	Not Applicable	0	0	0	Not Applicable	0	Not Applicable				
1	See Above	5859	FOOTHILL BLVD	See Above	4/26/2017	Not Applicable	Rain	Y	See Above	0	Not Applicable	0	Not Applicable	0	Not Applicable	0	Not Applicable	0	Not Applicable	0	0	0	Not Applicable	0	Not Applicable				
1	See Above	5859	FOOTHILL BLVD	See Above	5/5/2017	Not Applicable	clear	N	See Above	0	Not Applicable	0	Not Applicable	0	Not Applicable	0	Not Applicable	0	Not Applicable	0	0	0	Not Applicable	0	Not Applicable				
1	See Above	5859	FOOTHILL BLVD	See Above	5/19/2017	Not Applicable	clear	N	See Above	0	Not Applicable	0	Not Applicable	0	Not Applicable	0	Not Applicable	0	Not Applicable	0	0	0	Not Applicable	0	Not Applicable				
1	See Above	5859	FOOTHILL BLVD	See Above	5/22/2017	Not Applicable	clear	N	See Above	0	Not Applicable	0	Not Applicable	0	Not Applicable	0	Not Applicable	0	Not Applicable	0	0	0	Not Applicable	0	Not Applicable				
1	See Above	5859	FOOTHILL BLVD	See Above	5/24/2017	Not Applicable	clear	N	See Above	0	Not Applicable	0	Not Applicable	0	Not Applicable	0	Not Applicable	0	Not Applicable	0	0	0	Not Applicable	0	Not Applicable				
1	See Above	5859	FOOTHILL BLVD	See Above	5/25/2017	Not Applicable	clear	N	See Above	0	Not Applicable	0	Not Applicable	0	Not Applicable	0	Not Applicable	0	Not Applicable	0	0	0	Not Applicable	0	Not Applicable				
1	See Above	5859	FOOTHILL BLVD	See Above	6/13/2017	Not Applicable	clear	N	See Above	0	Not Applicable	0	Not Applicable	0	Not Applicable	0	Not Applicable	0	Not Applicable	0	0	0	Not Applicable	0	Not Applicable				
1	See Above	5859	FOOTHILL BLVD	See Above	6/15/2017	1/12/2017	clear	N	See Above	0	Not Applicable	0	Not Applicable	0	Not Applicable	0	Not Applicable	0	Not Applicable	0	0	0	Not Applicable	0	Not Applicable				
1	1	5332	GOLDEN GATE AVE	10/17/2016	10/17/2016	Not Applicable	clear	N	0	0	Not Applicable	0	Not Applicable	0	Not Applicable	0	Not Applicable	0	Not Applicable	0	0	0	Not Applicable	0	Not Applicable				

**City of Oakland
Summary of Construction Site Control Inspections
Private Projects
FY 2016-2017**

1 Enter 1 per inspection	2 Enter 1 for each site	3 Number	4 Site Name	5 DATE			8 Weather	9 Rain & Runoff Y/N	10 > 1 acre	11-16 Problems and Resolution (Resolution Options: Problem Fixed,Need More Time, Escalate Enforcement)						17 Illicit Discharge (R19)	18 Comments (Problem & Resolution))	19 Enforcement Level (R21)	20-21 Violation Corrected? (Y/N/TBD)						
				First Inspection	Inspection	Site Fully Stabilized				Erosion (R13)	Sediment (R14)	Run-on & Runoff (R15)	Active Treatment (R16)	Site Mgt. (R17)	Non S/W Mgt (R18)				10 Days	30 Days					
1	See Above	5332	GOLDEN GATE AVE	See Above	10/18/2016	Not Applicable	clear	N	See Above	0	Not Applicable	0	Not Applicable	0	Not Applicable	0	Not Applicable	0	Not Applicable	Partial: Date: 10/18/2016 C-6 inspection Erosion controls in place	0	0	Not Applicable	0	Not Applicable
1	See Above	5332	GOLDEN GATE AVE	See Above	12/13/2016	7/7/2015	Rain	Y	See Above	0	Not Applicable	0	Not Applicable	0	Not Applicable	0	Not Applicable	0	Not Applicable	Pass: INSP GRADING AROUND CONSTR SITE- OK SIGNED OFF ON PMT	0	0	Not Applicable	0	Not Applicable
1	1	9777	GOLF LINKS RD	7/1/2016	7/1/2016	Not Applicable	clear	N	0	0	Not Applicable	0	Not Applicable	0	Not Applicable	0	Not Applicable	0	Not Applicable	Partial: INSP S/S M.H. BASE (3) CONTR POURING	0	0	Not Applicable	0	Not Applicable
1	See Above	9777	GOLF LINKS RD	See Above	7/5/2016	Not Applicable	clear	N	See Above	0	Not Applicable	0	Not Applicable	0	Not Applicable	0	Not Applicable	0	Not Applicable	Partial: INSP S/S M.H. GROUTING & PIPE BACK FILL TOWARDS RESTR.	0	0	Not Applicable	0	Not Applicable
1	See Above	9777	GOLF LINKS RD	See Above	7/7/2016	Not Applicable	clear	N	See Above	0	Not Applicable	0	Not Applicable	0	Not Applicable	0	Not Applicable	0	Not Applicable	Partial: INSP S/S M.H. NECK COLLARS INSTALL REBAR FRAME	0	0	Not Applicable	0	Not Applicable
1	See Above	9777	GOLF LINKS RD	See Above	7/11/2016	Not Applicable	clear	N	See Above	0	Not Applicable	0	Not Applicable	0	Not Applicable	0	Not Applicable	0	Not Applicable	Partial: Date: 7/11/2016 Inspection of pump station base rock pad	0	0	Not Applicable	0	Not Applicable
1	See Above	9777	GOLF LINKS RD	See Above	7/15/2016	Not Applicable	clear	N	See Above	0	Not Applicable	0	Not Applicable	0	Not Applicable	0	Not Applicable	0	Not Applicable	Partial: Date: 7/15/2016 Inspection of pump station,manhole and C- 6 complaint. Contractor is water roadway once an hour to control dust, if this doesn't happen then a stop work order will be issued	0	0	Not Applicable	0	Not Applicable
1	See Above	9777	GOLF LINKS RD	See Above	7/19/2016	Not Applicable	clear	N	See Above	0	Not Applicable	0	Not Applicable	0	Not Applicable	0	Not Applicable	0	Not Applicable	Partial: Date: 7/19/2016 Met with the biologist for the snake and frog certification	0	0	Not Applicable	0	Not Applicable
1	See Above	9777	GOLF LINKS RD	See Above	7/19/2016	Not Applicable	clear	N	See Above	0	Not Applicable	0	Not Applicable	0	Not Applicable	0	Not Applicable	0	Not Applicable	Partial: Date: 7/18/2016 C-6 site inspection. Water truck is wetting down roadway as planned. Also inspected sewer lateral for building 27	0	0	Not Applicable	0	Not Applicable
1	See Above	9777	GOLF LINKS RD	See Above	7/22/2016	Not Applicable	clear	N	See Above	0	Not Applicable	0	Not Applicable	0	Not Applicable	0	Not Applicable	0	Not Applicable	Partial: Date: 7/22/2016 Inspection of manhole pad before pour.	0	0	Not Applicable	0	Not Applicable
1	See Above	9777	GOLF LINKS RD	See Above	7/26/2016	Not Applicable	clear	N	See Above	0	Not Applicable	0	Not Applicable	0	Not Applicable	0	Not Applicable	0	Not Applicable	Partial: INSP S/S 8", 6" & 2-4" FORCED LAT PIPES GOING TOWARDS PUMP STATION NOT READY FOR TIE IN	0	0	Not Applicable	0	Not Applicable
1	See Above	9777	GOLF LINKS RD	See Above	7/27/2016	Not Applicable	clear	N	See Above	0	Not Applicable	0	Not Applicable	0	Not Applicable	0	Not Applicable	0	Not Applicable	Partial: INSP S/S FORCED 2-4" MAINS & 8"	0	0	Not Applicable	0	Not Applicable
1	See Above	9777	GOLF LINKS RD	See Above	7/28/2016	Not Applicable	clear	N	See Above	0	Not Applicable	0	Not Applicable	0	Not Applicable	0	Not Applicable	0	Not Applicable	Partial: INSP S/S M.H. BASES POURED LAT 2-9" FORCED MAINS	0	0	Not Applicable	0	Not Applicable
1	See Above	9777	GOLF LINKS RD	See Above	7/29/2016	Not Applicable	clear	N	See Above	0	Not Applicable	0	Not Applicable	0	Not Applicable	0	Not Applicable	0	Not Applicable	Partial: INSP TRENCH BACK FILL S/S M.H.'S LEFT OPEN FOR CURING	0	0	Not Applicable	0	Not Applicable
1	See Above	9777	GOLF LINKS RD	See Above	8/1/2016	Not Applicable	clear	N	See Above	0	Not Applicable	0	Not Applicable	0	Not Applicable	0	Not Applicable	0	Not Applicable	Partial: INSP S/D PIPE TRENCH AND C/B STARTING UP ON ACCESS RD	0	0	Not Applicable	0	Not Applicable
1	See Above	9777	GOLF LINKS RD	See Above	8/2/2016	Not Applicable	clear	N	See Above	0	Not Applicable	0	Not Applicable	0	Not Applicable	0	Not Applicable	0	Not Applicable	Partial: INSP 18" S/D PIPE, COLLARS & TRENCH ON ACCESS RD	0	0	Not Applicable	0	Not Applicable
1	See Above	9777	GOLF LINKS RD	See Above	8/4/2016	Not Applicable	clear	N	See Above	0	Not Applicable	0	Not Applicable	0	Not Applicable	0	Not Applicable	0	Not Applicable	Partial: INSP S/S LADS - TOP RT SEC GOING TO M.H. 2. INSP M.H.	0	0	Not Applicable	0	Not Applicable
1	See Above	9777	GOLF LINKS RD	See Above	8/5/2016	Not Applicable	clear	N	See Above	0	Not Applicable	0	Not Applicable	0	Not Applicable	0	Not Applicable	0	Not Applicable	Partial: INSP S/D 18" PIPE	0	0	Not Applicable	0	Not Applicable
1	See Above	9777	GOLF LINKS RD	See Above	8/9/2016	Not Applicable	clear	N	See Above	0	Not Applicable	0	Not Applicable	0	Not Applicable	0	Not Applicable	0	Not Applicable	Partial: INSP S/D TRENCH & 18" ONE SEC OF OPIPE EROSION CONTROLS USE WATER DUCT BEING GENERATED BY CONSTR	0	0	Not Applicable	0	Not Applicable
1	See Above	9777	GOLF LINKS RD	See Above	8/10/2016	Not Applicable	clear	N	See Above	0	Not Applicable	0	Not Applicable	0	Not Applicable	0	Not Applicable	0	Not Applicable	Partial: INSP 18" S/D PIPE & ONE CONCRETE POURED COLLAR AROUND C/BASIN OK 2. CONSTR MT W KEVIN DUMFORD, CONTR SUPT VICTOR, JOHN & STAFF. DUST CONTROL REQUIRED MAINTAIN DUST CONTROLS AT ALL TIMES.	0	0	Not Applicable	0	Not Applicable
1	See Above	9777	GOLF LINKS RD	See Above	8/11/2016	Not Applicable	clear	N	See Above	0	Not Applicable	0	Not Applicable	0	Not Applicable	0	Not Applicable	0	Not Applicable	Partial: INSP 18" S/D PIPE & B/B COLLAR ON ACCESS RD INSP CONTR WATERING ON CONSTR SITE AT THE TOP OK LOOKS BETTER TODAY	0	0	Not Applicable	0	Not Applicable

**City of Oakland
Summary of Construction Site Control Inspections
Private Projects
FY 2016-2017**

1	2	3	4	5			8	9	10	11-16						17	18	19	20		21								
				Number	Site Name	DATE				Weather	Rain & Runoff Y/N	> 1 acre	Problems and Resolution (Resolution Options: Problem Fixed, Need More Time, Escalate Enforcement)						Illicit Discharge (R19)	Comments (Problem & Resolution))		Enforcement Level (R21)	Violation Corrected? (Y/N/TBD)						
						First Inspection							Inspection	Site Fully Stabilized	Erosion (R13)								Sediment (R14)	Run-on & Runoff (R15)	Active Treatment (R16)	Site Mgt. (R17)	Non S/W Mgt (R18)	10 Days	30 Days
1	See Above	9777	GOLF LINKS RD	See Above	8/12/2016	Not Applicable	clear	N	See Above	0	Not Applicable	0	Not Applicable	0	Not Applicable	0	Not Applicable	0	Not Applicable	0	0	Not Applicable	0	Not Applicable					
1	See Above	9777	GOLF LINKS RD	See Above	8/16/2016	Not Applicable	clear	N	See Above	0	Not Applicable	0	Not Applicable	0	Not Applicable	0	Not Applicable	0	Not Applicable	0	0	Not Applicable	0	Not Applicable					
1	See Above	9777	GOLF LINKS RD	See Above	8/18/2016	Not Applicable	clear	N	See Above	0	Not Applicable	0	Not Applicable	0	Not Applicable	0	Not Applicable	0	Not Applicable	0	0	Not Applicable	0	Not Applicable					
1	See Above	9777	GOLF LINKS RD	See Above	8/19/2016	Not Applicable	clear	N	See Above	0	Not Applicable	0	Not Applicable	0	Not Applicable	0	Not Applicable	0	Not Applicable	0	0	Not Applicable	0	Not Applicable					
1	See Above	9777	GOLF LINKS RD	See Above	8/19/2016	Not Applicable	clear	N	See Above	0	Not Applicable	0	Not Applicable	0	Not Applicable	0	Not Applicable	0	Not Applicable	0	0	Not Applicable	0	Not Applicable					
1	See Above	9777	GOLF LINKS RD	See Above	8/22/2016	Not Applicable	clear	N	See Above	0	Not Applicable	0	Not Applicable	0	Not Applicable	0	Not Applicable	0	Not Applicable	0	0	Not Applicable	0	Not Applicable					
1	See Above	9777	GOLF LINKS RD	See Above	8/23/2016	Not Applicable	clear	N	See Above	0	Not Applicable	0	Not Applicable	0	Not Applicable	0	Not Applicable	0	Not Applicable	0	0	Not Applicable	0	Not Applicable					
1	See Above	9777	GOLF LINKS RD	See Above	8/24/2016	Not Applicable	clear	N	See Above	0	Not Applicable	0	Not Applicable	0	Not Applicable	0	Not Applicable	0	Not Applicable	0	0	Not Applicable	0	Not Applicable					
1	See Above	9777	GOLF LINKS RD	See Above	8/26/2016	Not Applicable	clear	N	See Above	0	Not Applicable	0	Not Applicable	0	Not Applicable	0	Not Applicable	0	Not Applicable	0	0	Not Applicable	0	Not Applicable					
1	See Above	9777	GOLF LINKS RD	8/29/2016	8/29/2016	5/6/2016	clear	N	See Above	0	Not Applicable	0	Not Applicable	0	Not Applicable	0	Not Applicable	0	Not Applicable	0	0	Not Applicable	0	Not Applicable					
1	See Above	9777	GOLF LINKS RD	See Above	8/30/2016	Not Applicable	clear	N	See Above	0	Not Applicable	0	Not Applicable	0	Not Applicable	0	Not Applicable	0	Not Applicable	0	0	Not Applicable	0	Not Applicable					
1	See Above	9777	GOLF LINKS RD	See Above	8/31/2016	5/6/2016	clear	N	See Above	0	Not Applicable	0	Not Applicable	0	Not Applicable	1	Problem Fixed	0	Not Applicable	0	1	1	YES	0	Not Applicable				
1	See Above	9777	GOLF LINKS RD	See Above	9/1/2016	5/6/2016	clear	N	See Above	0	Not Applicable	0	Not Applicable	0	Not Applicable	0	Not Applicable	0	Not Applicable	0	0	0	Not Applicable	0	Not Applicable				
1	See Above	9777	GOLF LINKS RD	See Above	9/12/2016	Not Applicable	clear	N	See Above	0	Not Applicable	1	Problem Fixed	0	Not Applicable	1	Problem Fixed	0	Not Applicable	0	1	2	YES	0	Not Applicable				
1	See Above	9777	GOLF LINKS RD	See Above	9/14/2016	Not Applicable	clear	N	See Above	0	Not Applicable	0	Not Applicable	0	Not Applicable	1	Problem Fixed	0	Not Applicable	0	1	1	YES	0	Not Applicable				

**City of Oakland
Summary of Construction Site Control Inspections
Private Projects
FY 2016-2017**

1 Enter 1 per inspection	2 Enter 1 for each site	3 Number	4 Site Name	5 DATE			8 Weather	9 Rain & Runoff Y/N	10 > 1 acre	11-18 Problems and Resolution (Resolution Options: Problem Fixed, Need More Time, Escalate Enforcement)						17 Illicit Discharge (R19)	19 Comments (Problem & Resolution))	21 Enforcement Level (R21)	20 Violation Corrected? (Y/N/TBD)							
				First Inspection	Inspection	Site Fully Stabilized				Erosion (R13)	Sediment (R14)	Run-on & Runoff (R15)	Active Treatment (R16)	Site Mgt. (R17)	Non S/W Mgt (R18)				10 Days	30 Days						
																					10 Erosion (R13)	11 Sediment (R14)	12 Run-on & Runoff (R15)	13 Active Treatment (R16)	14 Site Mgt. (R17)	15 Non S/W Mgt (R18)
1	See Above	9777	GOLF LINKS RD	See Above	9/15/2016	Not Applicable	clear	N	See Above	0	Not Applicable	0	Not Applicable	0	Not Applicable	0	Not Applicable	0	Not Applicable	0	0	0	Not Applicable	0	Not Applicable	
1	See Above	9777	GOLF LINKS RD	See Above	9/16/2016	Not Applicable	clear	N	See Above	0	Not Applicable	0	Not Applicable	0	Not Applicable	0	Not Applicable	0	Not Applicable	0	0	0	Not Applicable	0	Not Applicable	
1	See Above	9777	GOLF LINKS RD	See Above	9/20/2016	Not Applicable	clear	N	See Above	0	Not Applicable	0	Not Applicable	0	Not Applicable	0	Not Applicable	0	Not Applicable	0	0	0	Not Applicable	0	Not Applicable	
1	See Above	9777	GOLF LINKS RD	See Above	9/21/2016	Not Applicable	clear	N	See Above	0	Not Applicable	0	Not Applicable	0	Not Applicable	1	Problem Fixed	0	Not Applicable	0	Not Applicable	1	1	YES	0	Not Applicable
1	See Above	9777	GOLF LINKS RD	See Above	9/22/2016	Not Applicable	clear	N	See Above	0	Not Applicable	0	Not Applicable	0	Not Applicable	0	Not Applicable	0	Not Applicable	0	Not Applicable	0	0	Not Applicable	0	Not Applicable
1	See Above	9777	GOLF LINKS RD	See Above	9/28/2016	Not Applicable	clear	N	See Above	0	Not Applicable	0	Not Applicable	0	Not Applicable	0	Not Applicable	0	Not Applicable	0	Not Applicable	0	0	Not Applicable	0	Not Applicable
1	See Above	9777	GOLF LINKS RD	See Above	9/29/2016	Not Applicable	clear	N	See Above	0	Not Applicable	0	Not Applicable	0	Not Applicable	0	Not Applicable	0	Not Applicable	0	Not Applicable	0	0	Not Applicable	0	Not Applicable
1	See Above	9777	GOLF LINKS RD	See Above	9/29/2016	5/6/2016	clear	N	See Above	0	Not Applicable	0	Not Applicable	0	Not Applicable	0	Not Applicable	0	Not Applicable	0	Not Applicable	0	0	Not Applicable	0	Not Applicable
1	See Above	9777	GOLF LINKS RD	See Above	10/4/2016	5/6/2016	clear	N	See Above	0	Not Applicable	0	Not Applicable	0	Not Applicable	0	Not Applicable	0	Not Applicable	0	Not Applicable	0	0	Not Applicable	0	Not Applicable
1	See Above	9777	GOLF LINKS RD	See Above	10/5/2016	Not Applicable	clear	N	See Above	0	Not Applicable	0	Not Applicable	0	Not Applicable	0	Not Applicable	0	Not Applicable	0	Not Applicable	0	0	Not Applicable	0	Not Applicable
1	See Above	9777	GOLF LINKS RD	See Above	10/6/2016	Not Applicable	clear	N	See Above	0	Not Applicable	0	Not Applicable	0	Not Applicable	0	Not Applicable	0	Not Applicable	0	Not Applicable	0	0	Not Applicable	0	Not Applicable
1	See Above	9777	GOLF LINKS RD	See Above	10/7/2016	Not Applicable	clear	N	See Above	0	Not Applicable	0	Not Applicable	0	Not Applicable	0	Not Applicable	0	Not Applicable	0	Not Applicable	0	0	Not Applicable	0	Not Applicable
1	See Above	9777	GOLF LINKS RD	See Above	10/12/2016	Not Applicable	clear	N	See Above	0	Not Applicable	0	Not Applicable	0	Not Applicable	0	Not Applicable	0	Not Applicable	0	Not Applicable	0	0	Not Applicable	0	Not Applicable
1	See Above	9777	GOLF LINKS RD	See Above	10/13/2016	Not Applicable	clear	N	See Above	0	Not Applicable	0	Not Applicable	0	Not Applicable	0	Not Applicable	0	Not Applicable	0	Not Applicable	0	0	Not Applicable	0	Not Applicable
1	See Above	9777	GOLF LINKS RD	See Above	10/17/2016	Not Applicable	clear	N	See Above	0	Not Applicable	0	Not Applicable	0	Not Applicable	0	Not Applicable	0	Not Applicable	0	Not Applicable	0	0	Not Applicable	0	Not Applicable
1	See Above	9777	GOLF LINKS RD	See Above	10/18/2016	Not Applicable	clear	N	See Above	0	Not Applicable	0	Not Applicable	0	Not Applicable	0	Not Applicable	0	Not Applicable	0	Not Applicable	0	0	Not Applicable	0	Not Applicable
1	See Above	9777	GOLF LINKS RD	See Above	10/19/2016	Not Applicable	clear	N	See Above	0	Not Applicable	0	Not Applicable	0	Not Applicable	0	Not Applicable	0	Not Applicable	0	Not Applicable	0	0	Not Applicable	0	Not Applicable
1	See Above	9777	GOLF LINKS RD	See Above	10/20/2016	Not Applicable	clear	N	See Above	0	Not Applicable	0	Not Applicable	0	Not Applicable	0	Not Applicable	0	Not Applicable	0	Not Applicable	0	0	Not Applicable	0	Not Applicable
1	See Above	9777	GOLF LINKS RD	See Above	10/21/2016	Not Applicable	clear	N	See Above	0	Not Applicable	0	Not Applicable	0	Not Applicable	0	Not Applicable	0	Not Applicable	0	Not Applicable	0	0	Not Applicable	0	Not Applicable
1	See Above	9777	GOLF LINKS RD	See Above	11/9/2016	Not Applicable	clear	N	See Above	0	Not Applicable	0	Not Applicable	0	Not Applicable	0	Not Applicable	0	Not Applicable	0	Not Applicable	0	0	Not Applicable	0	Not Applicable
1	See Above	9777	GOLF LINKS RD	See Above	11/10/2016	Not Applicable	clear	N	See Above	0	Not Applicable	0	Not Applicable	0	Not Applicable	0	Not Applicable	0	Not Applicable	0	Not Applicable	0	0	Not Applicable	0	Not Applicable
1	See Above	9777	GOLF LINKS RD	See Above	11/21/2016	Not Applicable	clear	N	See Above	0	Not Applicable	0	Not Applicable	0	Not Applicable	0	Not Applicable	0	Not Applicable	0	Not Applicable	0	0	Not Applicable	0	Not Applicable

**City of Oakland
Summary of Construction Site Control Inspections
Private Projects
FY 2016-2017**

1	2	3	4	5			8	9	10	11-18						17	19	20-21									
				Number	Site Name	DATE				Weather	Rain & Runoff Y/N	> 1 acre	Problems and Resolution (Resolution Options: Problem Fixed, Need More Time, Escalate Enforcement)						Illicit Discharge (R19)	Comments (Problem & Resolution))	Enforcement Level (R21)	Violation Corrected? (Y/N/TBD)					
						First Inspection							Inspection	Site Fully Stabilized	Erosion (R13)			Sediment (R14)				Run-on & Runoff (R15)	Active Treatment (R16)	Site Mgt. (R17)	Non S/W Mgt (R18)	10 Days	30 Days
1	See Above	9777	GOLF LINKS RD	See Above	11/23/2016	Not Applicable	Rain	Y	See Above	0	Not Applicable	0	Not Applicable	0	Not Applicable	0	Not Applicable	0	Not Applicable	0	0	Not Applicable	0	Not Applicable			
1	See Above	9777	GOLF LINKS RD	See Above	11/28/2016	Not Applicable	Rain	Y	See Above	0	Not Applicable	0	Not Applicable	0	Not Applicable	0	Not Applicable	0	Not Applicable	0	0	Contr cancelled inspection	0	0	Not Applicable	0	Not Applicable
1	See Above	9777	GOLF LINKS RD	See Above	11/30/2016	Not Applicable	Rain	Y	See Above	0	Not Applicable	0	Not Applicable	0	Not Applicable	0	Not Applicable	0	Not Applicable	0	0	Partial: AIR TEST S/S M.L. + LAT'S M.H. TO M.H. TOP SEC	0	0	Not Applicable	0	Not Applicable
1	See Above	9777	GOLF LINKS RD	See Above	12/23/2016	Not Applicable	Rain	Y	See Above	0	Not Applicable	0	Not Applicable	0	Not Applicable	0	Not Applicable	0	Not Applicable	0	0	Partial: Date: 12/23/2016 Inspected steel for retaining wall. Ok to pour.	0	0	Not Applicable	0	Not Applicable
1	See Above	9777	GOLF LINKS RD	See Above	3/10/2017	Not Applicable	clear	N	See Above	0	Not Applicable	0	Not Applicable	0	Not Applicable	0	Not Applicable	0	Not Applicable	0	0	Partial: Inspect 2 storm drain catch basin's poured concrete collars and 30ft of 18" s/d pipes, behind building # 1. The work passed inspection, OK to back fill the trenches but not around the collars. Add more concrete to the collars, leave the collars	0	0	Not Applicable	0	Not Applicable
1	See Above	9777	GOLF LINKS RD	See Above	3/16/2017	Not Applicable	clear	N	See Above	0	Not Applicable	0	Not Applicable	0	Not Applicable	0	Not Applicable	0	Not Applicable	0	0	Partial: Inspect contractor fusion welding of 21" storm drain pipes for C-3 parking lot system. The contractor is welding the pipes above the ground to place the pipes in the multi trench configuration. The contractor is not ready to install the pipes in	0	0	Not Applicable	0	Not Applicable
1	See Above	9777	GOLF LINKS RD	See Above	3/20/2017	Not Applicable	clear	N	See Above	0	Not Applicable	0	Not Applicable	0	Not Applicable	1	Problem Fixed	0	Not Applicable	0	1	Partial: Inspect 100ft of .6" s/d pipe and down spouts connections. Change the Tee connections to wye connection on the down spouts, the water needs to turn into the flow direction. The contractor reinstalled the rattle/rumble plates (3) for the construction site.	1	1	YES	0	Not Applicable
1	See Above	9777	GOLF LINKS RD	See Above	4/4/2017	Not Applicable	clear	N	See Above	0	Not Applicable	0	Not Applicable	0	Not Applicable	1	Problem Fixed	0	Not Applicable	0	1	Partial: Inspect 10' & 12" s/d pipes going down hill to the retention pond. Inspected 2 concrete collars poured around the pipes at the 2nd lowest bubble-up catch basin. The contractor Overall has not started to remove the unpermitted 4" by-pass pipe	1	1	YES	0	Not Applicable
1	See Above	9777	GOLF LINKS RD	See Above	4/4/2017	Not Applicable	clear	N	See Above	0	Not Applicable	0	Not Applicable	0	Not Applicable	0	Not Applicable	0	Not Applicable	0	0	Partial: Date: 4/4/2017 Irrigation line and 2" high pressure line okay from grizzle enclosure/ booster pumping to building 17, okay less hydrostatic test at three times working pressure with center loading.	0	0	Not Applicable	0	Not Applicable
1	See Above	9777	GOLF LINKS RD	See Above	4/5/2017	Not Applicable	clear	N	See Above	0	Not Applicable	0	Not Applicable	0	Not Applicable	0	Not Applicable	0	Not Applicable	0	0	Partial: inspect s/d 12" PVC pipe 30ft & 2 concrete collars. Both collars will require additional concrete on the collars, they are too small. Contractor is OK to back fill the upper part of the s/d trench.	0	0	Not Applicable	0	Not Applicable
1	See Above	9777	GOLF LINKS RD	See Above	5/17/2017	Not Applicable	clear	N	See Above	0	Not Applicable	0	Not Applicable	0	Not Applicable	0	Not Applicable	0	Not Applicable	0	0	Partial: Inspect C & G forms, compaction and rebar I/F/O building # 14, OK to pour concrete on Thur.	0	0	Not Applicable	0	Not Applicable
1	See Above	9777	GOLF LINKS RD	See Above	5/22/2017	6/1/2017	clear	N	See Above	0	Not Applicable	0	Not Applicable	0	Not Applicable	0	Not Applicable	0	Not Applicable	0	0	Partial: Date: 3/17/2017 Inspect two 10" storm drain pipes & 2 catch basins concrete collars between buildings 1,2,3 & 4 main walking path.	0	0	Not Applicable	0	Not Applicable
1	1	11450	GOLF LINKS RD	12/13/2016	12/13/2016	8/10/2015	Rain	Y	0	0	Not Applicable	0	Not Applicable	0	Not Applicable	0	Not Applicable	0	Not Applicable	0	0	Pass: Date: 12/13/2016 All grading and construction has been completed Ok to final. An engineer letter will be needed to return bond.	0	0	Not Applicable	0	Not Applicable
1	1	460	GRAND AVE	8/22/2016	8/22/2016	2/5/2014	clear	N	0	0	Not Applicable	0	Not Applicable	0	Not Applicable	0	Not Applicable	0	Not Applicable	0	0	Pass: GRADING WORK IS COMPLETE	0	0	Not Applicable	0	Not Applicable

**City of Oakland
Summary of Construction Site Control Inspections
Private Projects
FY 2016-2017**

1	2	3	4	5			8	9	10	11-16						17	18	19	20		21								
				Number	Site Name	DATE				Weather	Rain & Runoff Y/N	> 1 acre	Problems and Resolution (Resolution Options: Problem Fixed, Need More Time, Escalate Enforcement)						Illicit Discharge (R19)	Comments (Problem & Resolution))		Enforcement Level (R21)	Violation Corrected? (Y/N/TBD)						
						First Inspection							Inspection	Site Fully Stabilized	Erosion (R13)								Sediment (R14)	Run-on & Runoff (R15)	Active Treatment (R16)	Site Mgt. (R17)	Non S/W Mgt (R18)	10 Days	30 Days
1	1	1045	Grand View DR	9/29/2016	9/29/2016	Not Applicable	clear	N	0	0	Not Applicable	0	Not Applicable	0	Not Applicable	0	Not Applicable	0	Not Applicable	0	0	0	Not Applicable	0	Not Applicable				
1	See Above	1045	Grand View DR	See Above	10/4/2016	Not Applicable	clear	N	See Above	0	Not Applicable	0	Not Applicable	0	Not Applicable	0	Not Applicable	0	Not Applicable	0	0	0	Not Applicable	0	Not Applicable				
1	See Above	1045	Grand View DR	See Above	1/4/2017	Not Applicable	Rain	Y	See Above	0	Not Applicable	0	Not Applicable	0	Not Applicable	1	Problem Fixed	0	Not Applicable	0	2	1	YES	0	Not Applicable				
1	See Above	1045	Grand View DR	See Above	1/5/2017	Not Applicable	clear	N	See Above	0	Not Applicable	0	Not Applicable	0	Not Applicable	0	Not Applicable	0	Not Applicable	0	0	0	Not Applicable	0	Not Applicable				
1	See Above	1045	Grand View DR	See Above	1/10/2017	8/17/2015	Rain	Y	See Above	0	Not Applicable	0	Not Applicable	0	Not Applicable	0	Not Applicable	0	Not Applicable	0	0	0	Not Applicable	0	Not Applicable				
1	1	1110	GRAND VIEW DR	11/7/2016	11/7/2016	Not Applicable	clear	N	0	0	Not Applicable	0	Not Applicable	0	Not Applicable	0	Not Applicable	0	Not Applicable	0	0	0	Not Applicable	0	Not Applicable				
1	See Above	1110	GRAND VIEW DR	See Above	11/16/2016	05/15/2014	clear	N	See Above	0	Not Applicable	0	Not Applicable	0	Not Applicable	0	Not Applicable	0	Not Applicable	0	0	0	Not Applicable	0	Not Applicable				
1	1	1570	GRAND VIEW DR	7/27/2016	7/27/2016	Not Applicable	clear	N	0	0	Not Applicable	0	Not Applicable	0	Not Applicable	1	Problem Fixed	0	Not Applicable	0	1	1	YES	0	Not Applicable				
1	See Above	1570	GRAND VIEW DR	See Above	7/29/2016	Not Applicable	clear	N	See Above	0	Not Applicable	0	Not Applicable	0	Not Applicable	1	Problem Fixed	0	Not Applicable	0	1	1	YES	0	Not Applicable				
1	See Above	1570	GRAND VIEW DR	See Above	10/17/2016	Not Applicable	clear	N	See Above	0	Not Applicable	0	Not Applicable	0	Not Applicable	0	Not Applicable	0	Not Applicable	0	0	0	Not Applicable	0	Not Applicable				
1	See Above	1570	GRAND VIEW DR	See Above	12/5/2016	6/15/2015	clear	N	See Above	0	Not Applicable	0	Not Applicable	0	Not Applicable	0	Not Applicable	0	Not Applicable	0	0	0	Not Applicable	0	Not Applicable				
1	1	520	GRAVATT DR	10/27/2016	10/27/2016	Not Applicable	Rain	Y	0	0	Not Applicable	0	Not Applicable	0	Not Applicable	0	Not Applicable	0	Not Applicable	0	0	0	Not Applicable	0	Not Applicable				

**City of Oakland
Summary of Construction Site Control Inspections
Private Projects
FY 2016-2017**

1 Enter 1 per inspection	2 Enter 1 for each site	3 Number	4 Site Name	5 DATE			8 Weather	9 Rain & Runoff Y/N	10 > 1 acre	11-18 Problems and Resolution (Resolution Options: Problem Fixed, Need More Time, Escalate Enforcement)						17 Illicit Discharge (R19)	18 Comments (Problem & Resolution))	19 Enforcement Level (R21)	20-21 Violation Corrected? (Y/N/TBD)							
				First Inspection	Inspection	Site Fully Stabilized				Erosion (R13)	Sediment (R14)	Run-on & Runoff (R15)	Active Treatment (R16)	Site Mgt. (R17)	Non S/W Mgt (R18)				10 Days	30 Days						
																					6	7				
1	See Above	520	GRAVATT DR	See Above	11/29/2016	8/4/2016	clear	N	See Above	0	Not Applicable	0	Not Applicable	0	Not Applicable	0	Not Applicable	0	Not Applicable	0	0	Not Applicable	0	Not Applicable		
1	1	540	GRAVATT DR	8/12/2016	8/12/2016	Not Applicable	clear	N	0	0	Not Applicable	0	Not Applicable	0	Not Applicable	1	Problem Fixed	0	Not Applicable	0	Not Applicable	1	1	YES	0	Not Applicable
1	See Above	540	GRAVATT DR	See Above	8/15/2016	Not Applicable	clear	N	See Above	0	Not Applicable	0	Not Applicable	0	Not Applicable	0	Not Applicable	0	Not Applicable	0	Not Applicable	0	0	Not Applicable	0	Not Applicable
1	See Above	540	GRAVATT DR	See Above	10/17/2016	Not Applicable	clear	N	See Above	0	Not Applicable	0	Not Applicable	0	Not Applicable	0	Not Applicable	0	Not Applicable	0	Not Applicable	0	0	Not Applicable	0	Not Applicable
1	See Above	540	GRAVATT DR	See Above	11/29/2016	9/16/2015	clear	N	See Above	0	Not Applicable	0	Not Applicable	0	Not Applicable	0	Not Applicable	0	Not Applicable	0	Not Applicable	0	0	Not Applicable	0	Not Applicable
1	1	4901	HARBORD DR	11/1/2016	11/1/2016	06/12/2014	Rain	Y	0	0	Not Applicable	1	Problem Fixed	0	Not Applicable	1	Problem Fixed	0	Not Applicable	0	Not Applicable	1	2	YES	0	Not Applicable
1	1	5000	HARBORD DR	11/1/2016	11/1/2016	06/12/2014	Rain	Y	0	0	Not Applicable	1	Problem Fixed	0	Not Applicable	1	Problem Fixed	0	Not Applicable	0	Not Applicable	1	2	YES	0	Not Applicable
1	1	6530	HEATHER RIDGE WY	7/6/2016	7/6/2016	09/25/2014	clear	N	0	0	Not Applicable	0	Not Applicable	0	Not Applicable	0	Not Applicable	0	Not Applicable	0	Not Applicable	0	0	Not Applicable	0	Not Applicable
1	1	6666	HEATHER RIDGE WY	10/26/2016	10/26/2016	Not Applicable	clear	N	0	0	Not Applicable	0	Not Applicable	0	Not Applicable	0	Not Applicable	0	Not Applicable	0	Not Applicable	0	0	Not Applicable	0	Not Applicable
1	See Above	6666	HEATHER RIDGE WY	See Above	12/1/2016	10/6/2016	clear	N	See Above	0	Not Applicable	0	Not Applicable	0	Not Applicable	0	Not Applicable	0	Not Applicable	0	Not Applicable	0	0	Not Applicable	0	Not Applicable
1	1	449	HEGENBERGER RD	8/25/2016	8/25/2016	Not Applicable	clear	N	0	0	Not Applicable	0	Not Applicable	0	Not Applicable	0	Not Applicable	0	Not Applicable	0	Not Applicable	0	0	Not Applicable	0	Not Applicable
1	See Above	449	HEGENBERGER RD	See Above	11/29/2016	5/16/2016	clear	N	See Above	0	Not Applicable	0	Not Applicable	0	Not Applicable	0	Not Applicable	0	Not Applicable	0	Not Applicable	0	0	Not Applicable	0	Not Applicable
1	1	2414	HIGHLAND AVE	8/26/2016	8/26/2016	Not Applicable	clear	N	0	0	Not Applicable	0	Not Applicable	0	Not Applicable	0	Not Applicable	0	Not Applicable	0	Not Applicable	0	0	Not Applicable	0	Not Applicable
1	See Above	2414	HIGHLAND AVE	See Above	9/27/2016	Not Applicable	clear	N	See Above	0	Not Applicable	0	Not Applicable	0	Not Applicable	1	Problem Fixed	0	Not Applicable	0	Not Applicable	2	1	YES	0	Not Applicable

**City of Oakland
Summary of Construction Site Control Inspections
Private Projects
FY 2016-2017**

1 Enter 1 per inspection	2 Enter 1 for each site	3 Number	4 Site Name	5 DATE			8 Weather	9 Rain & Runoff Y/N	10 > 1 acre	11-16 Problems and Resolution (Resolution Options: Problem Fixed, Need More Time, Escalate Enforcement)						17 Illicit Discharge (R19)	18 Comments (Problem & Resolution))	19 Enforcement Level (R21)	20-21 Violation Corrected? (Y/N/TBD)						
				5 First Inspection	6 Inspection	7 Site Fully Stabilized				11 Erosion (R13)	12 Sediment (R14)	13 Run-on & Runoff (R15)	14 Active Treatment (R16)	15 Site Mgt. (R17)	16 Non S/W Mgt (R18)				10 Days	30 Days					
																					10 Days	30 Days			
1	See Above	2414	HIGHLAND AVE	See Above	2/6/2017	Not Applicable	Rain	Y	See Above	0	Not Applicable	0	Not Applicable	0	Not Applicable	0	Not Applicable	0	Not Applicable	1	1	YES	0	Not Applicable	
1	See Above	2414	HIGHLAND AVE	See Above	4/3/2017	8/17/2015	clear	N	See Above	0	Not Applicable	0	Not Applicable	0	Not Applicable	0	Not Applicable	0	Not Applicable	0	0	Not Applicable	0	Not Applicable	
1	1	6401	HILLMONT DR	7/8/2016	7/8/2016	Not Applicable	clear	N	0	0	Not Applicable	0	Not Applicable	0	Not Applicable	1	Problem Fixed	0	Not Applicable	0	1	1	YES	0	Not Applicable
1	See Above	6401	HILLMONT DR	See Above	8/11/2016	Not Applicable	clear	N	See Above	0	Not Applicable	0	Not Applicable	0	Not Applicable	1	Problem Fixed	0	Not Applicable	0	1	1	YES	0	Not Applicable
1	See Above	6401	HILLMONT DR	See Above	8/23/2016	Not Applicable	clear	N	See Above	1	Problem Fixed	0	Not Applicable	0	Not Applicable	0	Not Applicable	0	Not Applicable	0	1	1	YES	0	Not Applicable
1	See Above	6401	HILLMONT DR	See Above	9/12/2016	Not Applicable	clear	N	See Above	0	Not Applicable	0	Not Applicable	0	Not Applicable	1	Problem Fixed	0	Not Applicable	0	1	1	YES	0	Not Applicable
1	See Above	6401	HILLMONT DR	See Above	9/14/2016	Not Applicable	clear	N	See Above	0	Not Applicable	0	Not Applicable	0	Not Applicable	1	Problem Fixed	0	Not Applicable	0	1	1	YES	0	Not Applicable
1	See Above	6401	HILLMONT DR	See Above	11/7/2016	Not Applicable	clear	N	See Above	0	Not Applicable	0	Not Applicable	0	Not Applicable	0	Not Applicable	0	Not Applicable	0	0	0	Not Applicable	0	Not Applicable
1	See Above	6401	HILLMONT DR	See Above	11/15/2016	Not Applicable	clear	N	See Above	0	Not Applicable	0	Not Applicable	0	Not Applicable	1	Problem Fixed	0	Not Applicable	0	1	1	YES	0	Not Applicable
1	See Above	6401	HILLMONT DR	See Above	11/16/2016	7/7/2015	clear	N	See Above	0	Not Applicable	0	Not Applicable	0	Not Applicable	1	Problem Fixed	0	Not Applicable	0	1	1	YES	0	Not Applicable
1	1	1406	HOLMAN RD	8/24/2016	8/24/2016	Not Applicable	clear	N	0	0	Not Applicable	0	Not Applicable	0	Not Applicable	0	Not Applicable	0	Not Applicable	0	0	0	Not Applicable	0	Not Applicable
1	See Above	1406	HOLMAN RD	See Above	10/17/2016	8/11/2015	clear	N	See Above	0	Not Applicable	0	Not Applicable	0	Not Applicable	0	Not Applicable	0	Not Applicable	0	0	0	Not Applicable	0	Not Applicable
1	1	1414	HOLMAN RD	8/24/2016	8/24/2016	8/28/2014	clear	N	See Above	0	Not Applicable	0	Not Applicable	0	Not Applicable	1	Problem Fixed	0	Not Applicable	0	1	1	YES	0	Not Applicable
1	1	4449	HOWE ST	10/28/2016	10/28/2016	Not Applicable	Rain	Y	0	0	Not Applicable	0	Not Applicable	0	Not Applicable	0	Not Applicable	0	Not Applicable	0	0	0	Not Applicable	0	Not Applicable
1	See Above	4449	HOWE ST	See Above	11/28/2016	Not Applicable	Rain	Y	See Above	0	Not Applicable	0	Not Applicable	0	Not Applicable	0	Not Applicable	0	Not Applicable	0	0	0	Not Applicable	0	Not Applicable
1	See Above	4449	HOWE ST	See Above	12/28/2016	Not Applicable	clear	N	See Above	0	Not Applicable	0	Not Applicable	0	Not Applicable	0	Not Applicable	0	Not Applicable	0	0	0	Not Applicable	0	Not Applicable
1	See Above	4449	HOWE ST	See Above	1/24/2017	9/29/2014	clear	N	See Above	0	Not Applicable	1	Problem Fixed	1	Problem Fixed	0	Not Applicable	0	Not Applicable	0	1	2	YES	0	Not Applicable
1	1	4497	HOWE ST	10/19/2016	10/19/2016	Not Applicable	clear	N	0	0	Not Applicable	0	Not Applicable	0	Not Applicable	1	Problem Fixed	0	Not Applicable	0	2	1	YES	0	Not Applicable

**City of Oakland
Summary of Construction Site Control Inspections
Private Projects
FY 2016-2017**

1	2	3	4	5			8	9	10	11-18						17	19	20-21									
				Number	Site Name	DATE				Weather	Rain & Runoff Y/N	> 1 acre	Problems and Resolution (Resolution Options: Problem Fixed, Need More Time, Escalate Enforcement)						Illicit Discharge (R19)	Comments (Problem & Resolution))	Enforcement Level (R21)	Violation Corrected? (Y/N/TBD)					
						First Inspection							Inspection	Site Fully Stabilized	Erosion (R13)			Sediment (R14)				Run-on & Runoff (R15)	Active Treatment (R16)	Site Mgt. (R17)	Non S/W Mgt (R18)	10 Days	30 Days
1	See Above	4497	HOWE ST	See Above	10/20/2016	4/14/2016	clear	N	See Above	0	Not Applicable	0	Not Applicable	0	Not Applicable	0	Not Applicable	0	Not Applicable	0	Partial: Date: 10/20/2016 C-6 inspection Contractor has removed all construction materials from the roadway.	0	0	Not Applicable	0	Not Applicable	
1	1	1700	INDIAN WY	12/1/2016	12/1/2016	4/13/2017	clear	N	0	0	Not Applicable	0	Not Applicable	0	Not Applicable	0	Not Applicable	0	Not Applicable	0	Pass: Date: 12/1/2016 Site inspection revealed no construction activity looks like construction on this site is done but permit is not been final. OK to final but engineer letter need to be submitted before bond can be released.	0	0	Not Applicable	0	Not Applicable	
1	1	506	INTERNATIONAL BLVD	3/20/2017	3/20/2017	Not Applicable	clear	N	0	0	Not Applicable	0	Not Applicable	0	Not Applicable	1	Problem Fixed	0	Not Applicable	0	Not Pass: Inspect 4" s/s line lateral air test from behind the sidewalk to the building, OK. The contractor did not install any bedding in the trenches including the grease interceptor line before installing the pipes. Therefore he can not backfill the trench	1	1	YES	0	Not Applicable	
1	See Above	506	INTERNATIONAL BLVD	See Above	3/21/2017	Not Applicable	Rain	Y	See Above	0	Not Applicable	0	Not Applicable	0	Not Applicable	0	Not Applicable	0	Not Applicable	0	Partial: Inspect s/s lateral and grease line bedding installed in trenches, OK to back fill with in 10ft of main line reconnection point.	0	0	Not Applicable	0	Not Applicable	
1	See Above	506	INTERNATIONAL BLVD	See Above	3/30/2017	Not Applicable	clear	N	See Above	0	Not Applicable	0	Not Applicable	0	Not Applicable	0	Not Applicable	0	Not Applicable	0	Pass: Inspect s/s lateral connection 1ft out side of the building, OK to back fill.	0	0	Not Applicable	0	Not Applicable	
1	See Above	506	INTERNATIONAL BLVD	See Above	4/6/2017	Not Applicable	Rain	Y	See Above	0	Not Applicable	0	Not Applicable	0	Not Applicable	0	Not Applicable	0	Not Applicable	0	Partial: Inspect 100ft of 8" s/d pipe installed behind the sidewalk on the International St. side of the construction site, OK to install drain rock and back fill the trench before the rain comes tonight.	0	0	Not Applicable	0	Not Applicable	
1	See Above	506	INTERNATIONAL BLVD	See Above	4/10/2017	Not Applicable	clear	N	See Above	0	Not Applicable	0	Not Applicable	0	Not Applicable	1	Problem Fixed	0	Not Applicable	0	Not Pass: Inspect 4' x 80ft s/d pipe on the left side of construction site, OK to back fill. The 8" s/d line connecting to 4" then back to 6" to 8" is making to many different pipe size changes turning onto 5th Ave. Why? This area did not pass inspection.	1	1	YES	0	Not Applicable	
1	See Above	506	INTERNATIONAL BLVD	See Above	4/17/2017	Not Applicable	Rain	Y	See Above	0	Not Applicable	0	Not Applicable	0	Not Applicable	0	Not Applicable	0	Not Applicable	0	Partial: Inspect S/D 6" pipe with new wye connection for 4" laterals . (6). The 4" laterals are not on site so the contractor can only back fill a small portion of the pipes on the main line side. Re-inspection required for the lateral connections.	0	0	Not Applicable	0	Not Applicable	
1	See Above	506	INTERNATIONAL BLVD	See Above	4/26/2017	Not Applicable	Rain	Y	See Above	0	Not Applicable	0	Not Applicable	0	Not Applicable	0	Not Applicable	0	Not Applicable	0	Partial: Date: 4/26/2017 8 inch drain pipe is ok 4 inch line is missing a clean out.	0	0	Not Applicable	0	Not Applicable	
1	See Above	506	INTERNATIONAL BLVD	See Above	5/1/2017	Not Applicable	clear	N	See Above	0	Not Applicable	0	Not Applicable	0	Not Applicable	0	Not Applicable	0	Not Applicable	0	Partial: Date: 4/28/2017 4 inch clean out was installed. Ok to cover	0	0	Not Applicable	0	Not Applicable	
1	See Above	506	INTERNATIONAL BLVD	See Above	5/25/2017	Not Applicable	clear	N	See Above	0	Not Applicable	0	Not Applicable	0	Not Applicable	1	Problem Fixed	0	Not Applicable	0	Not Pass: Contractor installed S/D pipe between catch basin & pump structure without installing water stop seals on the pipes. Inspection failed water seals must be installed.	1	1	YES	0	Not Applicable	
1	See Above	506	INTERNATIONAL BLVD	See Above	5/26/2017	Not Applicable	clear	N	See Above	0	Not Applicable	0	Not Applicable	0	Not Applicable	1	Problem Fixed	0	Not Applicable	0	Not Pass: Contractor called for inspection on storm drain pipes installed and connected to the C/B's on site. The contractor did not install any water Seals Stops on any of the connected pipes. Remove all concrete collars and install Water Seal Stops, all	1	1	YES	0	Not Applicable	
1	See Above	506	INTERNATIONAL BLVD	See Above	6/8/2017	11/10/2016	Rain	Y	See Above	0	Not Applicable	0	Not Applicable	0	Not Applicable	0	Not Applicable	0	Not Applicable	0	Pass: Inspect PZ permitted work. Contractor needs to pour a small 3' L x 18" W - section of concrete at the end of the building walking path to prevent erosion conditions from taking place above the 6" curb. Signed off on PZ permit.	0	0	Not Applicable	0	Not Applicable	
1	1	9400	INTERNATIONAL BLVD	12/13/2016	12/13/2016	Not Applicable	Rain	Y	0	0	Not Applicable	0	Not Applicable	0	Not Applicable	0	Not Applicable	0	Not Applicable	0	Partial: INSP EROSION CTRLS- CONTR TRACKING SEDIMENT OFF SITE CONSTR SITE + OFFIC EPARKING LOT- LEFT CORR NOTICE ON SUPT DESK IN OFFICE	0	0	Not Applicable	0	Not Applicable	

**City of Oakland
Summary of Construction Site Control Inspections
Private Projects
FY 2016-2017**

1	2	3	4	5			8	9	10	11-18						17	19	20-21									
				Number	Site Name	DATE				Weather	Rain & Runoff Y/N	> 1 acre	Problems and Resolution (Resolution Options: Problem Fixed, Need More Time, Escalate Enforcement)						Illicit Discharge (R19)	Comments (Problem & Resolution))	Enforcement Level (R21)	Violation Corrected? (Y/N/TBD)					
						First Inspection							Inspection	Site Fully Stabilized	Erosion (R13)			Sediment (R14)				Run-on & Runoff (R15)	Active Treatment (R16)	Site Mgt. (R17)	Non S/W Mgt (R18)	10 Days	30 Days
1	See Above	9400	INTERNATIONAL BLVD	See Above	12/16/2016	Not Applicable	clear	N	See Above	0	Not Applicable	0	Not Applicable	0	Not Applicable	0	Not Applicable	0	Not Applicable	0	0	0	Not Applicable	0	Not Applicable		
1	See Above	9400	INTERNATIONAL BLVD	See Above	12/21/2016	Not Applicable	clear	N	See Above	0	Not Applicable	0	Not Applicable	0	Not Applicable	0	Not Applicable	0	Not Applicable	0	0	0	Not Applicable	0	Not Applicable		
1	See Above	9400	INTERNATIONAL BLVD	See Above	1/4/2017	1/4/2016	Rain	Y	See Above	0	Not Applicable	0	Not Applicable	0	Not Applicable	0	Not Applicable	0	Not Applicable	0	0	0	Not Applicable	0	Not Applicable		
1	1	430	JACKSON ST	1/12/2017	1/12/2017	1/12/2017	Rain	Y	1	0	Not Applicable	0	Not Applicable	0	Not Applicable	0	Not Applicable	0	Not Applicable	0	0	0	Not Applicable	0	Not Applicable		
1	1	5612	LA SALLE AVE	10/18/2016	10/18/2016	6/25/2015	clear	N	0	0	Not Applicable	0	Not Applicable	0	Not Applicable	0	Not Applicable	0	Not Applicable	0	0	0	Not Applicable	0	Not Applicable		
1	See Above	5612	LA SALLE AVE	See Above	12/5/2016	6/25/2015	clear	N	See Above	0	Not Applicable	0	Not Applicable	0	Not Applicable	0	Not Applicable	0	Not Applicable	0	0	0	Not Applicable	0	Not Applicable		
1	1	5614	LA SALLE AVE	10/18/2016	10/18/2016	Not Applicable	clear	N	0	0	Not Applicable	0	Not Applicable	0	Not Applicable	0	Not Applicable	0	Not Applicable	0	0	0	Not Applicable	0	Not Applicable		
1	See Above	5614	LA SALLE AVE	See Above	12/5/2016	Not Applicable	clear	N	See Above	0	Not Applicable	0	Not Applicable	0	Not Applicable	1	Problem Fixed	0	Not Applicable	0	2	1	YES	0	Not Applicable		
1	See Above	5614	LA SALLE AVE	See Above	12/6/2016	6/25/2015	clear	N	See Above	0	Not Applicable	0	Not Applicable	0	Not Applicable	1	Problem Fixed	0	Not Applicable	0	2	1	YES	0	Not Applicable		
1	1	317	LESTER AVE	10/19/2016	10/19/2016	6/3/2015	clear	N	0	0	Not Applicable	0	Not Applicable	0	Not Applicable	1	Problem Fixed	0	Not Applicable	0	2	1	YES	0	Not Applicable		
1	1	319	LESTER AVE	10/19/2016	10/19/2016	6/3/2015	clear	N	0	0	Not Applicable	0	Not Applicable	0	Not Applicable	1	Problem Fixed	0	Not Applicable	0	2	1	YES	0	Not Applicable		
1	1	4315	LINCOLN AVE	1/11/2017	1/11/2017	11/22/2014	Rain	Y	0	0	Not Applicable	0	Not Applicable	0	Not Applicable	0	Not Applicable	0	Not Applicable	0	0	0	Not Applicable	0	Not Applicable		
1	1	2114	MACARTHUR BLVD	7/27/2016	7/27/2016	Not Applicable	clear	N	0	0	Not Applicable	0	Not Applicable	0	Not Applicable	1	Problem Fixed	0	Not Applicable	0	1	1	YES	0	Not Applicable		

**City of Oakland
Summary of Construction Site Control Inspections
Private Projects
FY 2016-2017**

1 Enter 1 per inspection	2 Enter 1 for each site	3 Number	4 Site Name	5 DATE			8 Weather	9 Rain & Runoff Y/N	10 > 1 acre	11-18 Problems and Resolution (Resolution Options: Problem Fixed, Need More Time, Escalate Enforcement)						17 Illicit Discharge (R19)	19 Comments (Problem & Resolution))	21 Enforcement Level (R21)	20 Violation Corrected? (Y/N/TBD)								
				6 First Inspection	7 Inspection	Site Fully Stabilized				Erosion (R13)	Sediment (R14)	Run-on & Runoff (R15)	Active Treatment (R16)	Site Mgt. (R17)	Non S/W Mgt (R18)				10 Days	30 Days							
1	See Above	2114	MACARTHUR BLVD	See Above	7/28/2016	Not Applicable	clear	N	See Above	0	Not Applicable	0	Not Applicable	0	Not Applicable	1	Problem Fixed	0	Not Applicable	0	Not Applicable	Partial: CONTR OFF HAULING DIRT, BOTH. FLAGMEN ON ONE SIDE N/B TRK DR PULLING UP ON S/W N;G WOOD RAMP NEEDS BEVEL EDGES ON BOTH SIDES COVER DIRT PILES W/JISQEEN GET OBSTR PERMIT FOR 5 METERS ON DIMOND AVE	1	1	YES	0	Not Applicable
1	See Above	2114	MACARTHUR BLVD	See Above	7/29/2016	Not Applicable	clear	N	See Above	0	Not Applicable	0	Not Applicable	0	Not Applicable	0	Not Applicable	0	Not Applicable	0	Not Applicable	Partial: CPMSTR SOTE C;PSED TPAU - DIRT PILES COVERED CONTR NEEDS OBSTR PMT FOR 5 PARKING METERS ON DIMOND AVE	0	0	Not Applicable	0	Not Applicable
1	See Above	2114	MACARTHUR BLVD	See Above	9/21/2016	7/20/2016	clear	N	See Above	0	Not Applicable	0	Not Applicable	0	Not Applicable	1	Problem Fixed	0	Not Applicable	0	Not Applicable	Partial: NO CONSTR DRWY, NO WAY TO CLEAN TIRES, NO CONTACT INFORMATIONAL SIGNS POSTED ON CONSTR FENCING NAME PH #S, HOURS OF OPERATION CORR-NOTICE GIVEN	2	1	YES	0	Not Applicable
1	1	4311	MACARTHUR BLVD	11/1/2016	11/1/2016	Not Applicable	Rain	Y	0	0	Not Applicable	0	Not Applicable	0	Not Applicable	0	Not Applicable	0	Not Applicable	0	Not Applicable	Partial: Date: 11/1/2016 C-6 Inspection This site has no activity no erosion controls in place but site no runoff and has been sitting for a while.	0	0	Not Applicable	0	Not Applicable
1	See Above	4311	MACARTHUR BLVD	See Above	11/3/2016	10/3/2016	clear	N	See Above	0	Not Applicable	0	Not Applicable	0	Not Applicable	0	Not Applicable	0	Not Applicable	0	Not Applicable	Pass: Date: 11/3/2016 Inspected site took pictures and collected engineer letter from the contractor. Final in Accela ok to release bond.	0	0	Not Applicable	0	Not Applicable
1	1	9849	MACARTHUR BLVD	7/15/2016	7/15/2016	5/12/2014		Y	0	0	Not Applicable	0	Not Applicable	0	Not Applicable	0	Not Applicable	0	Not Applicable	0	Not Applicable	Pass: I talk with Dennis, said it was O.K. to final.	0	0	Not Applicable	0	Not Applicable
1	1	10700	MACARTHUR BLVD	1/10/2017	1/10/2017	Not Applicable	Rain	Y	0	0	Not Applicable	0	Not Applicable	0	Not Applicable	0	Not Applicable	0	Not Applicable	0	Not Applicable	Partial: INSP CONSTR SITE & EROSION CTRLS RAINING	0	0	Not Applicable	0	Not Applicable
1	See Above	10700	MACARTHUR BLVD	See Above	1/23/2017	11/10/2016	Rain	Y	See Above	0	Not Applicable	0	Not Applicable	0	Not Applicable	0	Not Applicable	0	Not Applicable	0	Not Applicable	Partial: INSP ALL OF FOOTHILL SQ P JOB CONSTR FOB SIGN OFF & CLOSING FRENCH DRAIN NEEDED I/F/O FOOD CO ELECTRIC SWITCH ROOM WATER CAN NOT BE ALLOWED INSIDE THE BLDG REPAIR CRACKED RETAINING WALLS TWO AREAS TURN PUMP ON BEHIND ROSS BLDG LOADING DOCK WALK	0	0	Not Applicable	0	Not Applicable
1	1	1900	MAGELLAN DR	11/30/2016	11/30/2016	Not Applicable	Rain	Y	0	0	Not Applicable	0	Not Applicable	0	Not Applicable	1	Problem Fixed	0	Not Applicable	0	Not Applicable	Partial: Date: 11/30/2016 C-6 Inspection Correction Notice 1) Outhouse needs secondary containment 2) Silt fence needs to be installed to protect the properties on both sides of construction. 3) All exposed soils needs to be covered with plastic.	2	1	YES	0	Not Applicable
1	See Above	1900	MAGELLAN DR	See Above	1/5/2017	Not Applicable	clear	N	See Above	0	Not Applicable	0	Not Applicable	0	Not Applicable	1	Problem Fixed	0	Not Applicable	0	Not Applicable	Partial: Date: 1/5/2017 Contractor continues to excavate. AMR is in place and I talked to the contractor about having his erosion controls in place after each day and before the big rain this weekend.	0	1	YES	0	Not Applicable
1	See Above	1900	MAGELLAN DR	See Above	1/12/2017	9/27/2016	Rain	Y	See Above	0	Not Applicable	0	Not Applicable	0	Not Applicable	0	Not Applicable	0	Not Applicable	0	Not Applicable	Partial: Date: 1/12/2017 No Contractor or work ,BMP's are in place	0	0	Not Applicable	0	Not Applicable

**City of Oakland
Summary of Construction Site Control Inspections
Private Projects
FY 2016-2017**

1	2	3	4	5			8	9	10	12						17	18	19	20		21								
				Number	Site Name	DATE				Weather	Rain & Runoff Y/N	> 1 acre	Problems and Resolution (Resolution Options: Problem Fixed,Need More Time, Escalate Enforcement)						Illicit Discharge (R19)	Comments (Problem & Resolution))		Enforcement Level (R21)	Violation Corrected? (Y/N/TBD)						
						First Inspection							Inspection	Site Fully Stabilized	Erosion (R13)								Sediment (R14)	Run-on & Runoff (R15)	Active Treatment (R16)	Site Mgt. (R17)	Non S/W Mgt (R18)	10 Days	30 Days
1	1	5963	MARGARIDO DR	10/25/2016	10/25/2016	Not Applicable	Rain	Y	0	0	Not Applicable	0	Not Applicable	0	Not Applicable	0	Not Applicable	1	Problem Fixed	0	Not Applicable	0	Not Applicable	Not Pass - Erosion Controls: Date: 10/25/2016 C-6 Inspection Correction Notice 1) Contractor needs to install waddles and silt fence around perimeter of property to control site runoff. 2) Secondary containment needed under outhouse. 3) Unprotected	2	1	YES	0	Not Applicable
1	See Above	5963	MARGARIDO DR	See Above	12/12/2016	7/8/2016	clear	N	See Above	0	Not Applicable	0	Not Applicable	0	Not Applicable	0	Not Applicable	1	Problem Fixed	0	Not Applicable	0	Not Applicable	Partial: Date: 12/12/2016 Gave verbal to contractor to install secondary containment under outhouse	1	1	YES	0	Not Applicable
1	1	5833	MENDOZA DR	10/4/2016	10/4/2016	Not Applicable	clear	N	See Above	0	Not Applicable	0	Not Applicable	0	Not Applicable	0	Not Applicable	1	Problem Fixed	0	Not Applicable	0	Not Applicable	Not Pass-Site Mgmt: Date: 10/4/2016 C-6 Inspection Correction Notice 1) Secondary containment need under outhouse 2) Silt fence and waddles needed on both sides of property. Fencing between houses and along street. 3) Remove construction debris th	2	1	YES	0	Not Applicable
1	See Above	5833	MENDOZA DR	See Above	10/20/2016	Not Applicable	clear	N	0	0	Not Applicable	0	Not Applicable	0	Not Applicable	0	Not Applicable	0	Not Applicable	0	Not Applicable	0	Not Applicable	Partial: Date: 10/20/2016 Erosion controls in place	0	0	Not Applicable	0	Not Applicable
1	See Above	5833	MENDOZA DR	See Above	12/1/2016	9/13/2016	clear	N	See Above	0	Not Applicable	0	Not Applicable	0	Not Applicable	0	Not Applicable	0	Not Applicable	0	Not Applicable	0	Not Applicable	Partial: Date: 11/30/2016 C-6 Inspection No site runoff and BMP's are in place.	0	0	Not Applicable	0	Not Applicable
1	1	4801	OAKPORT ST	1/27/2017	1/27/2017	Not Applicable	clear	N	0	0	Not Applicable	0	Not Applicable	0	Not Applicable	0	Not Applicable	0	Not Applicable	0	Not Applicable	0	Not Applicable	Partial: INSP CL II AGC GRADING & COMPACTION AREA SEC	0	0	Not Applicable	0	Not Applicable
1	See Above	4801	OAKPORT ST	See Above	2/15/2017	Not Applicable	clear	N	See Above	0	Not Applicable	0	Not Applicable	0	Not Applicable	0	Not Applicable	0	Not Applicable	0	Not Applicable	0	Not Applicable	Partial: Inspect class II aggregate compaction on phase 2 pole storing yard area at PG&E service center, OK to start Paving. Inspected the first 4 trucks of asphalt paving being installed before I left. The contractor is only putting down the first lift t	0	0	Not Applicable	0	Not Applicable
1	See Above	4801	OAKPORT ST	See Above	3/1/2017	Not Applicable	clear	N	See Above	0	Not Applicable	0	Not Applicable	0	Not Applicable	0	Not Applicable	0	Not Applicable	0	Not Applicable	0	Not Applicable	Partial: Inspect 200 ft. of 21" PVC storm drain line and one catch basin being installed in the parking lot starting near the Tidewater St. side. Ok to back fill the first section of the trench. C. Ray	0	0	Not Applicable	0	Not Applicable
1	See Above	4801	OAKPORT ST	See Above	3/6/2017	Not Applicable	Rain	Y	See Above	0	Not Applicable	0	Not Applicable	0	Not Applicable	0	Not Applicable	0	Not Applicable	0	Not Applicable	0	Not Applicable	Partial: Date: 3/6/2017 Inspect 2 concrete poured pipe collars on 21" PVC s/d pipes around catch basin. Inspect s/d M.H. Base poured on Friday with 4 stub out pipe lengths. The sub contractor set the m.h. barrel on top of the base and back filled around i	0	0	Not Applicable	0	Not Applicable
1	See Above	4801	OAKPORT ST	See Above	3/7/2017	Not Applicable	clear	N	See Above	0	Not Applicable	0	Not Applicable	0	Not Applicable	0	Not Applicable	0	Not Applicable	0	Not Applicable	0	Not Applicable	Partial: Date: 3/7/2017 Inspect 2 concrete collars on 21" s/d PVC pipe & c/b conn's in parking lot. Contractor installed s/d barrel on top of new m.h. poured base on Friday. Contractor started back filling around the m. h. without inspection. Contractor w	0	0	Not Applicable	0	Not Applicable
1	See Above	4801	OAKPORT ST	See Above	3/21/2017	Not Applicable	Rain	Y	See Above	0	Not Applicable	0	Not Applicable	0	Not Applicable	0	Not Applicable	0	Not Applicable	0	Not Applicable	0	Not Applicable	Partial: Inspect cl II aggregate compaction in phase (3) parking lot for PG&E trucks, OK to pave weather permitting.	0	0	Not Applicable	0	Not Applicable

**City of Oakland
Summary of Construction Site Control Inspections
Private Projects
FY 2016-2017**

1 Enter 1 per inspection	2 Enter 1 for each site	3 Number	4 Site Name	5 DATE			8 Weather	9 Rain & Runoff Y/N	10 > 1 acre	11-18 Problems and Resolution (Resolution Options: Problem Fixed, Need More Time, Escalate Enforcement)						17 Illicit Discharge (R19)	19 Comments (Problem & Resolution))	21 Enforcement Level (R21)	20 Violation Corrected? (Y/N/TBD)																		
				5 First Inspection	6 Inspection	7 Site Fully Stabilized				11 Erosion (R13)	12 Sediment (R14)	13 Run-on & Runoff (R15)	14 Active Treatment (R16)	15 Site Mgt. (R17)	16 Non S/W Mgt (R18)				18 10 Days	20 30 Days																	
1	See Above	4801	OAKPORT ST	See Above	3/23/2017	Not Applicable	clear	N	See Above	0	Not Applicable	0	Not Applicable	0	Not Applicable	0	Not Applicable	0	Not Applicable	0	Not Applicable	0	Not Applicable	0	Not Applicable	0	Not Applicable	0	Not Applicable	0	Not Applicable	0	Not Applicable	0	Not Applicable	0	Not Applicable
1	See Above	4801	OAKPORT ST	See Above	3/28/2017	Not Applicable	clear	N	See Above	0	Not Applicable	0	Not Applicable	0	Not Applicable	0	Not Applicable	0	Not Applicable	0	Not Applicable	0	Not Applicable	0	Not Applicable	0	Not Applicable	0	Not Applicable	0	Not Applicable	0	Not Applicable	0	Not Applicable	0	Not Applicable
1	See Above	4801	OAKPORT ST	See Above	3/29/2017	Not Applicable	clear	N	See Above	0	Not Applicable	0	Not Applicable	0	Not Applicable	0	Not Applicable	0	Not Applicable	0	Not Applicable	0	Not Applicable	0	Not Applicable	0	Not Applicable	0	Not Applicable	0	Not Applicable	0	Not Applicable	0	Not Applicable	0	Not Applicable
1	See Above	4801	OAKPORT ST	See Above	3/30/2017	Not Applicable	clear	N	See Above	0	Not Applicable	0	Not Applicable	0	Not Applicable	0	Not Applicable	0	Not Applicable	0	Not Applicable	0	Not Applicable	0	Not Applicable	0	Not Applicable	0	Not Applicable	0	Not Applicable	0	Not Applicable	0	Not Applicable	0	Not Applicable
1	See Above	4801	OAKPORT ST	See Above	4/12/2017	Not Applicable	Rain	Y	See Above	0	Not Applicable	0	Not Applicable	0	Not Applicable	0	Not Applicable	0	Not Applicable	0	Not Applicable	0	Not Applicable	0	Not Applicable	0	Not Applicable	0	Not Applicable	0	Not Applicable	0	Not Applicable	0	Not Applicable	0	Not Applicable
1	See Above	4801	OAKPORT ST	See Above	4/13/2017	Not Applicable	Rain	Y	See Above	0	Not Applicable	0	Not Applicable	0	Not Applicable	0	Not Applicable	0	Not Applicable	0	Not Applicable	0	Not Applicable	0	Not Applicable	0	Not Applicable	0	Not Applicable	0	Not Applicable	0	Not Applicable	0	Not Applicable	0	Not Applicable
1	See Above	4801	OAKPORT ST	See Above	4/13/2017	Not Applicable	Rain	Y	See Above	0	Not Applicable	0	Not Applicable	0	Not Applicable	0	Not Applicable	0	Not Applicable	0	Not Applicable	0	Not Applicable	0	Not Applicable	0	Not Applicable	0	Not Applicable	0	Not Applicable	0	Not Applicable	0	Not Applicable	0	Not Applicable
1	See Above	4801	OAKPORT ST	See Above	4/20/2017	Not Applicable	Rain	Y	See Above	0	Not Applicable	0	Not Applicable	0	Not Applicable	0	Not Applicable	1	Problem Fixed	0	Not Applicable	0	Not Applicable	0	Not Applicable	0	Not Applicable	1	1	YES	0	Not Applicable	0	Not Applicable	0	Not Applicable	
1	See Above	4801	OAKPORT ST	See Above	4/24/2017	Not Applicable	clear	N	See Above	0	Not Applicable	0	Not Applicable	0	Not Applicable	0	Not Applicable	0	Not Applicable	0	Not Applicable	0	Not Applicable	0	Not Applicable	0	Not Applicable	0	Not Applicable	0	Not Applicable	0	Not Applicable	0	Not Applicable	0	Not Applicable
1	See Above	4801	OAKPORT ST	See Above	5/4/2017	Not Applicable	clear	N	See Above	0	Not Applicable	0	Not Applicable	0	Not Applicable	0	Not Applicable	0	Not Applicable	0	Not Applicable	0	Not Applicable	0	Not Applicable	0	Not Applicable	0	Not Applicable	0	Not Applicable	0	Not Applicable	0	Not Applicable	0	Not Applicable
1	See Above	4801	OAKPORT ST	See Above	5/17/2017	Not Applicable	clear	N	See Above	0	Not Applicable	0	Not Applicable	0	Not Applicable	0	Not Applicable	0	Not Applicable	0	Not Applicable	0	Not Applicable	0	Not Applicable	0	Not Applicable	0	Not Applicable	0	Not Applicable	0	Not Applicable	0	Not Applicable	0	Not Applicable

**City of Oakland
Summary of Construction Site Control Inspections
Private Projects
FY 2016-2017**

1 Enter 1 per inspection	2 Enter 1 for each site	3 Number	4 Site Name	5 DATE			8 Weather	9 Rain & Runoff Y/N	10 > 1 acre	11-18 Problems and Resolution (Resolution Options: Problem Fixed, Need More Time, Escalate Enforcement)							17 Illicit Discharge (R19)	19 Comments (Problem & Resolution))	20 Enforcement Level (R21)	21 Violation Corrected? (Y/N/TBD)									
				6 First Inspection	7 Inspection	Site Fully Stabilized				Erosion (R13)	Sediment (R14)	Run-on & Runoff (R15)	Active Treatment (R16)	Site Mgt. (R17)	Non S/W Mgt (R18)	10 Days				30 Days									
																					11	12	13	14	15	16			
1	See Above	4801	OAKPORT ST	See Above	5/19/2017	Not Applicable	clear	N	See Above	0	Not Applicable	0	Not Applicable	0	Not Applicable	0	Not Applicable	0	Not Applicable	0	Not Applicable	0	0	0	Not Applicable	0	Not Applicable	0	Not Applicable
1	See Above	4801	OAKPORT ST	See Above	5/22/2017	Not Applicable	clear	N	See Above	0	Not Applicable	0	Not Applicable	0	Not Applicable	0	Not Applicable	0	Not Applicable	0	Not Applicable	0	0	0	Not Applicable	0	Not Applicable	0	Not Applicable
1	See Above	4801	OAKPORT ST	See Above	5/23/2017	Not Applicable	clear	N	See Above	0	Not Applicable	0	Not Applicable	0	Not Applicable	0	Not Applicable	0	Not Applicable	0	Not Applicable	0	0	0	Not Applicable	0	Not Applicable	0	Not Applicable
1	See Above	4801	OAKPORT ST	See Above	5/24/2017	Not Applicable	clear	N	See Above	0	Not Applicable	0	Not Applicable	0	Not Applicable	0	Not Applicable	0	Not Applicable	0	Not Applicable	0	0	0	Not Applicable	0	Not Applicable	0	Not Applicable
1	See Above	4801	OAKPORT ST	See Above	5/25/2017	2/28/2017	clear	N	See Above	0	Not Applicable	0	Not Applicable	0	Not Applicable	0	Not Applicable	0	Not Applicable	0	Not Applicable	0	0	0	Not Applicable	0	Not Applicable	0	Not Applicable
1	1	435	PANORAMIC WY	4/7/2017	4/7/2017	8/5/2014	Rain	Y	0	0	Not Applicable	0	Not Applicable	0	Not Applicable	0	Not Applicable	0	Not Applicable	0	Not Applicable	0	0	0	Not Applicable	0	Not Applicable	0	Not Applicable
1	1	8400	PARDEE DR	12/2/2016	12/2/2016	Not Applicable	clear	N	1	0	Not Applicable	0	Not Applicable	0	Not Applicable	0	Not Applicable	0	Not Applicable	0	Not Applicable	0	0	0	Not Applicable	0	Not Applicable	0	Not Applicable
1	See Above	8400	PARDEE DR	See Above	12/5/2016	Not Applicable	clear	N	See Above	0	Not Applicable	0	Not Applicable	0	Not Applicable	0	Not Applicable	0	Not Applicable	0	Not Applicable	0	0	0	Not Applicable	0	Not Applicable	0	Not Applicable
1	See Above	8400	PARDEE DR	See Above	12/5/2016	Not Applicable	clear	N	See Above	0	Not Applicable	0	Not Applicable	0	Not Applicable	0	Not Applicable	0	Not Applicable	0	Not Applicable	0	0	0	Not Applicable	0	Not Applicable	0	Not Applicable
1	See Above	8400	PARDEE DR	See Above	12/9/2016	Not Applicable	Rain	Y	See Above	0	Not Applicable	0	Not Applicable	0	Not Applicable	0	Not Applicable	0	Not Applicable	0	Not Applicable	0	0	0	Not Applicable	0	Not Applicable	0	Not Applicable
1	See Above	8400	PARDEE DR	See Above	12/14/2016	Not Applicable	Rain	Y	See Above	0	Not Applicable	0	Not Applicable	0	Not Applicable	1	Problem Fixed	0	Not Applicable	0	Not Applicable	0	1	1	YES	1	YES	0	Not Applicable
1	See Above	8400	PARDEE DR	See Above	12/27/2016	Not Applicable	clear	N	See Above	0	Not Applicable	0	Not Applicable	0	Not Applicable	0	Not Applicable	0	Not Applicable	0	Not Applicable	0	0	0	Not Applicable	0	Not Applicable	0	Not Applicable

**City of Oakland
Summary of Construction Site Control Inspections
Private Projects
FY 2016-2017**

1	2	3	4	5			8	9	10	11-16						17	18	19	20		21								
				Number	Site Name	DATE				Weather	Rain & Runoff Y/N	> 1 acre	Problems and Resolution (Resolution Options: Problem Fixed,Need More Time, Escalate Enforcement)						Illicit Discharge (R19)	Comments (Problem & Resolution))		Enforcement Level (R21)	Violation Corrected? (Y/N/TBD)						
						First Inspection							Inspection	Site Fully Stabilized	Erosion (R13)								Sediment (R14)	Run-on & Runoff (R15)	Active Treatment (R16)	Site Mgt. (R17)	Non S/W Mgt (R18)	10 Days	30 Days
1	See Above	8400	PARDEE DR	See Above	1/13/2017	Not Applicable	clear	N	See Above	0	Not Applicable	0	Not Applicable	0	Not Applicable	0	Not Applicable	0	Not Applicable	0	0	Not Applicable	0	Not Applicable					
1	See Above	8400	PARDEE DR	See Above	1/19/2017	Not Applicable	Rain	Y	See Above	0	Not Applicable	0	Not Applicable	0	Not Applicable	1	Problem Fixed	0	Not Applicable	0	Not Applicable	1	1	YES	0	Not Applicable			
1	See Above	8400	PARDEE DR	See Above	1/24/2017	Not Applicable	clear	N	See Above	0	Not Applicable	0	Not Applicable	0	Not Applicable	0	Not Applicable	0	Not Applicable	0	Not Applicable	0	0	Not Applicable	0	Not Applicable			
1	See Above	8400	PARDEE DR	See Above	1/27/2017	Not Applicable	clear	N	See Above	0	Not Applicable	0	Not Applicable	0	Not Applicable	0	Not Applicable	0	Not Applicable	0	Not Applicable	0	0	Not Applicable	0	Not Applicable			
1	See Above	8400	PARDEE DR	See Above	2/2/2017	Not Applicable	Rain	Y	See Above	0	Not Applicable	0	Not Applicable	0	Not Applicable	0	Not Applicable	0	Not Applicable	0	Not Applicable	0	0	Not Applicable	0	Not Applicable			
1	See Above	8400	PARDEE DR	See Above	2/3/2017	Not Applicable	Rain	Y	See Above	0	Not Applicable	0	Not Applicable	0	Not Applicable	0	Not Applicable	0	Not Applicable	0	Not Applicable	0	0	Not Applicable	0	Not Applicable			
1	See Above	8400	PARDEE DR	See Above	2/6/2017	Not Applicable	Rain	Y	See Above	0	Not Applicable	0	Not Applicable	0	Not Applicable	0	Not Applicable	0	Not Applicable	0	Not Applicable	0	0	Not Applicable	0	Not Applicable			
1	See Above	8400	PARDEE DR	See Above	2/8/2017	Not Applicable	Rain	Y	See Above	0	Not Applicable	0	Not Applicable	0	Not Applicable	0	Not Applicable	0	Not Applicable	0	Not Applicable	0	0	Not Applicable	0	Not Applicable			
1	See Above	8400	PARDEE DR	See Above	2/9/2017	Not Applicable	Rain	Y	See Above	0	Not Applicable	0	Not Applicable	0	Not Applicable	0	Not Applicable	0	Not Applicable	0	Not Applicable	0	0	Not Applicable	0	Not Applicable			
1	See Above	8400	PARDEE DR	See Above	2/10/2017	Not Applicable	Rain	Y	See Above	0	Not Applicable	0	Not Applicable	0	Not Applicable	0	Not Applicable	0	Not Applicable	0	Not Applicable	0	0	Not Applicable	0	Not Applicable			
1	See Above	8400	PARDEE DR	See Above	2/27/2017	Not Applicable	Rain	Y	See Above	0	Not Applicable	0	Not Applicable	0	Not Applicable	0	Not Applicable	0	Not Applicable	0	Not Applicable	0	0	Not Applicable	0	Not Applicable			
1	See Above	8400	PARDEE DR	See Above	2/28/2017	Not Applicable	clear	N	See Above	0	Not Applicable	0	Not Applicable	0	Not Applicable	0	Not Applicable	0	Not Applicable	0	Not Applicable	0	0	Not Applicable	0	Not Applicable			
1	See Above	8400	PARDEE DR	See Above	3/3/2017	Not Applicable	clear	N	See Above	0	Not Applicable	0	Not Applicable	0	Not Applicable	0	Not Applicable	0	Not Applicable	0	Not Applicable	0	0	Not Applicable	0	Not Applicable			

**City of Oakland
Summary of Construction Site Control Inspections
Private Projects
FY 2016-2017**

1	2	3	4	5			8	9	10	11-16						17	18	19	20-21								
				Number	Site Name	DATE				Weather	Rain & Runoff Y/N	> 1 acre	Problems and Resolution (Resolution Options: Problem Fixed, Need More Time, Escalate Enforcement)						Illicit Discharge (R19)	Comments (Problem & Resolution))	Enforcement Level (R21)	Violation Corrected? (Y/N/TBD)					
						First Inspection							Inspection	Site Fully Stabilized	Erosion (R13)							Sediment (R14)	Run-on & Runoff (R15)	Active Treatment (R16)	Site Mgt. (R17)	Non S/W Mgt (R18)	10 Days
1	See Above	8400	PARDEE DR	See Above	3/6/2017	Not Applicable	Rain	Y	See Above	0	Not Applicable	0	Not Applicable	0	Not Applicable	0	Not Applicable	0	Not Applicable	0	0	Not Applicable	0	Not Applicable			
1	See Above	8400	PARDEE DR	See Above	3/7/2017	Not Applicable	clear	N	See Above	0	Not Applicable	0	Not Applicable	0	Not Applicable	0	Not Applicable	0	Not Applicable	0	0	0	Not Applicable	0	Not Applicable		
1	See Above	8400	PARDEE DR	See Above	3/8/2017	Not Applicable	clear	N	See Above	0	Not Applicable	0	Not Applicable	0	Not Applicable	0	Not Applicable	0	Not Applicable	0	0	0	Not Applicable	0	Not Applicable		
1	See Above	8400	PARDEE DR	See Above	3/23/2017	Not Applicable	clear	N	See Above	0	Not Applicable	0	Not Applicable	0	Not Applicable	0	Not Applicable	0	Not Applicable	0	0	0	Not Applicable	0	Not Applicable		
1	See Above	8400	PARDEE DR	See Above	3/28/2017	Not Applicable	clear	N	See Above	0	Not Applicable	0	Not Applicable	0	Not Applicable	1	Problem Fixed	0	Not Applicable	0	1	1	YES	0	Not Applicable		
1	See Above	8400	PARDEE DR	8/19/2016	8/19/2016	Not Applicable	clear	N	See Above	0	Not Applicable	0	Not Applicable	0	Not Applicable	1	Problem Fixed	0	Not Applicable	0	1	1	YES	0	Not Applicable		
1	See Above	8400	PARDEE DR	2/1/2017	2/1/2017	Not Applicable	clear	N	See Above	0	Not Applicable	0	Not Applicable	0	Not Applicable	0	Not Applicable	0	Not Applicable	0	0	0	Not Applicable	0	Not Applicable		
1	See Above	8400	PARDEE DR	3/30/2017	3/30/2017	Not Applicable	clear	N	See Above	0	Not Applicable	0	Not Applicable	0	Not Applicable	0	Not Applicable	0	Not Applicable	0	0	0	Not Applicable	0	Not Applicable		
1	See Above	8400	PARDEE DR	See Above	4/4/2017	Not Applicable	clear	N	See Above	0	Not Applicable	0	Not Applicable	0	Not Applicable	1	Problem Fixed	0	Not Applicable	0	1	1	YES	0	Not Applicable		
1	See Above	8400	PARDEE DR	See Above	4/6/2017	Not Applicable	Rain	Y	See Above	0	Not Applicable	0	Not Applicable	0	Not Applicable	1	Problem Fixed	0	Not Applicable	0	1	1	YES	0	Not Applicable		
1	See Above	8400	PARDEE DR	See Above	4/11/2017	Not Applicable	Rain	Y	See Above	0	Not Applicable	0	Not Applicable	0	Not Applicable	0	Not Applicable	0	Not Applicable	0	0	0	Not Applicable	0	Not Applicable		
1	See Above	8400	PARDEE DR	See Above	5/4/2017	Not Applicable	clear	N	See Above	0	Not Applicable	0	Not Applicable	0	Not Applicable	0	Not Applicable	0	Not Applicable	0	0	0	Not Applicable	0	Not Applicable		
1	See Above	8400	PARDEE DR	See Above	5/9/2017	Not Applicable	clear	N	See Above	0	Not Applicable	0	Not Applicable	0	Not Applicable	0	Not Applicable	0	Not Applicable	0	0	0	Not Applicable	0	Not Applicable		
1	See Above	8400	PARDEE DR	See Above	5/10/2017	Not Applicable	clear	N	See Above	0	Not Applicable	0	Not Applicable	0	Not Applicable	0	Not Applicable	0	Not Applicable	0	0	0	Not Applicable	0	Not Applicable		
1	See Above	8400	PARDEE DR	See Above	5/12/2017	Not Applicable	clear	N	See Above	0	Not Applicable	0	Not Applicable	0	Not Applicable	0	Not Applicable	0	Not Applicable	0	0	0	Not Applicable	0	Not Applicable		

**City of Oakland
Summary of Construction Site Control Inspections
Private Projects
FY 2016-2017**

1	2	3	4	5			8	9	10	11-16						17	18	19	20-21									
				Number	Site Name	DATE				Weather	Rain & Runoff Y/N	> 1 acre	Problems and Resolution (Resolution Options: Problem Fixed, Need More Time, Escalate Enforcement)						Illicit Discharge (R19)	Comments (Problem & Resolution))	Enforcement Level (R21)	Violation Corrected? (Y/N/TBD)						
						First Inspection							Inspection	Site Fully Stabilized	Erosion (R13)							Sediment (R14)	Run-on & Runoff (R15)	Active Treatment (R16)	Site Mgt. (R17)	Non S/W Mgt (R18)	10 Days	30 Days
1	See Above	8400	PARDEE DR	See Above	5/19/2017	Not Applicable	clear	N	See Above	0	Not Applicable	0	Not Applicable	0	Not Applicable	0	Not Applicable	0	Not Applicable	0	0	0	Not Applicable	0	Not Applicable			
1	See Above	8400	PARDEE DR	See Above	6/13/2017	03/23/2017	clear	N	See Above	0	Not Applicable	0	Not Applicable	0	Not Applicable	0	Not Applicable	0	Not Applicable	0	0	0	Not Applicable	0	Not Applicable			
1	1	2012	PERALTA ST	11/7/2016	11/7/2016	Not Applicable	clear	N	0	0	Not Applicable	0	Not Applicable	0	Not Applicable	1	Problem Fixed	0	Not Applicable	0	2	1	YES	0	Not Applicable			
1	See Above	2012	PERALTA ST	See Above	11/17/2016	Not Applicable	clear	N	See Above	0	Not Applicable	0	Not Applicable	0	Not Applicable	0	Not Applicable	0	Not Applicable	0	0	0	Not Applicable	0	Not Applicable			
1	See Above	2012	PERALTA ST	See Above	2/1/2017	Not Applicable	clear	N	See Above	0	Not Applicable	0	Not Applicable	0	Not Applicable	0	Not Applicable	0	Not Applicable	0	0	0	Not Applicable	0	Not Applicable			
1	See Above	2012	PERALTA ST	See Above	2/15/2017	Not Applicable	clear	N	See Above	0	Not Applicable	0	Not Applicable	0	Not Applicable	0	Not Applicable	0	Not Applicable	0	0	0	Not Applicable	0	Not Applicable			
1	See Above	2012	PERALTA ST	See Above	2/17/2017	Not Applicable	Rain	Y	See Above	0	Not Applicable	0	Not Applicable	0	Not Applicable	0	Not Applicable	0	Not Applicable	0	0	0	Not Applicable	0	Not Applicable			
1	See Above	2012	PERALTA ST	See Above	4/6/2017	Not Applicable	Rain	Y	See Above	0	Not Applicable	0	Not Applicable	0	Not Applicable	1	Problem Fixed	0	Not Applicable	0	1	1	YES	0	Not Applicable			
1	See Above	2012	PERALTA ST	See Above	4/21/2017	Not Applicable	clear	N	See Above	0	Not Applicable	0	Not Applicable	0	Not Applicable	1	Problem Fixed	0	Not Applicable	0	1	1	YES	0	Not Applicable			
1	See Above	2012	PERALTA ST	See Above	4/24/2017	Not Applicable	clear	N	See Above	0	Not Applicable	0	Not Applicable	0	Not Applicable	1	Problem Fixed	0	Not Applicable	0	1	1	YES	0	Not Applicable			
1	See Above	2012	PERALTA ST	See Above	4/28/2017	6/7/2016	clear	N	See Above	0	Not Applicable	0	Not Applicable	0	Not Applicable	0	Not Applicable	0	Not Applicable	0	0	0	Not Applicable	0	Not Applicable			
1	1	2950	PERALTA OAKS CT	9/23/2016	9/23/2016	Not Applicable	clear	N	0	0	Not Applicable	0	Not Applicable	0	Not Applicable	1	Problem Fixed	0	Not Applicable	0	1	1	YES	0	Not Applicable			
1	See Above	2950	PERALTA OAKS CT	See Above	9/26/2016	Not Applicable	clear	N	See Above	0	Not Applicable	0	Not Applicable	0	Not Applicable	0	Not Applicable	0	Not Applicable	0	0	0	Not Applicable	0	Not Applicable			
1	See Above	2950	PERALTA OAKS CT	See Above	9/27/2016	Not Applicable	clear	N	See Above	0	Not Applicable	0	Not Applicable	0	Not Applicable	0	Not Applicable	0	Not Applicable	0	0	0	Not Applicable	0	Not Applicable			

**City of Oakland
Summary of Construction Site Control Inspections
Private Projects
FY 2016-2017**

1	2	3	4	5			8	9	10	11-16						17	18	19	20-21												
				Number	Site Name	DATE				Weather	Rain & Runoff Y/N	> 1 acre	Problems and Resolution (Resolution Options: Problem Fixed, Need More Time, Escalate Enforcement)						Illicit Discharge (R19)	Comments (Problem & Resolution))	Enforcement Level (R21)	Violation Corrected? (Y/N/TBD)									
						First Inspection							Inspection	Site Fully Stabilized	Erosion (R13)							Sediment (R14)	Run-on & Runoff (R15)	Active Treatment (R16)	Site Mgt. (R17)	Non S/W Mgt (R18)	10 Days	30 Days			
1	See Above	2950	PERALTA OAKS CT	See Above	10/6/2016	Not Applicable	clear	N	See Above	0	Not Applicable	0	Not Applicable	0	Not Applicable	0	Not Applicable	0	Not Applicable	0	Not Applicable	0	Not Applicable	0	Not Applicable	0	Not Applicable	0	Not Applicable	0	Not Applicable
1	See Above	2950	PERALTA OAKS CT	See Above	11/14/2016	Not Applicable	Cloudy	Y	See Above	0	Not Applicable	0	Not Applicable	0	Not Applicable	0	Not Applicable	0	Not Applicable	0	Not Applicable	0	Not Applicable	0	Not Applicable	0	Not Applicable	0	Not Applicable	0	Not Applicable
1	See Above	2950	PERALTA OAKS CT	See Above	2/23/2017	4/27/2016	clear	N	See Above	0	Not Applicable	0	Not Applicable	0	Not Applicable	0	Not Applicable	0	Not Applicable	0	Not Applicable	0	Not Applicable	0	Not Applicable	0	Not Applicable	0	Not Applicable	0	Not Applicable
1	1	4425	PIEDMONT AVE	8/22/2016	8/22/2016	Not Applicable	clear	N	0	0	Not Applicable	0	Not Applicable	0	Not Applicable	0	Not Applicable	0	Not Applicable	0	Not Applicable	0	Not Applicable	0	Not Applicable	0	Not Applicable	0	Not Applicable	0	Not Applicable
1	See Above	4425	PIEDMONT AVE	See Above	10/19/2016	Not Applicable	clear	N	See Above	0	Not Applicable	0	Not Applicable	0	Not Applicable	0	Not Applicable	0	Not Applicable	0	Not Applicable	0	Not Applicable	0	Not Applicable	0	Not Applicable	0	Not Applicable	0	Not Applicable
1	See Above	4425	PIEDMONT AVE	See Above	11/15/2016	10/28/2014	clear	N	See Above	0	Not Applicable	0	Not Applicable	0	Not Applicable	0	Not Applicable	0	Not Applicable	0	Not Applicable	0	Not Applicable	0	Not Applicable	0	Not Applicable	0	Not Applicable	0	Not Applicable
1	1	4435	PIEDMONT AVE	11/28/2016	11/28/2016	4/15/2016	Rain	Y	0	0	Not Applicable	0	Not Applicable	0	Not Applicable	0	Not Applicable	0	Not Applicable	0	Not Applicable	0	Not Applicable	0	Not Applicable	0	Not Applicable	0	Not Applicable	0	Not Applicable
1	1	4100	REDWOOD RD	11/10/2016	11/10/2016	Not Applicable	clear	N	0	0	Not Applicable	0	Not Applicable	0	Not Applicable	0	Not Applicable	0	Not Applicable	0	Not Applicable	0	Not Applicable	0	Not Applicable	0	Not Applicable	0	Not Applicable	0	Not Applicable
1	See Above	4100	REDWOOD RD	See Above	11/23/2016	Not Applicable	Rain	Y	See Above	0	Not Applicable	0	Not Applicable	0	Not Applicable	0	Not Applicable	0	Not Applicable	0	Not Applicable	0	Not Applicable	0	Not Applicable	0	Not Applicable	0	Not Applicable	0	Not Applicable
1	See Above	4100	REDWOOD RD	See Above	11/30/2016	Not Applicable	Rain	Y	See Above	0	Not Applicable	0	Not Applicable	0	Not Applicable	0	Not Applicable	0	Not Applicable	0	Not Applicable	0	Not Applicable	0	Not Applicable	0	Not Applicable	0	Not Applicable	0	Not Applicable
1	See Above	4100	REDWOOD RD	See Above	3/28/2017	Not Applicable	clear	N	See Above	0	Not Applicable	0	Not Applicable	0	Not Applicable	0	Not Applicable	0	Not Applicable	0	Not Applicable	0	Not Applicable	0	Not Applicable	0	Not Applicable	0	Not Applicable	0	Not Applicable
1	See Above	4100	REDWOOD RD	See Above	5/22/2017	10/10/2016	clear	N	See Above	0	Not Applicable	0	Not Applicable	0	Not Applicable	0	Not Applicable	0	Not Applicable	0	Not Applicable	0	Not Applicable	0	Not Applicable	0	Not Applicable	0	Not Applicable	0	Not Applicable
1	1	3333	ROBINSON DR	6/20/2017	6/20/2017	Not Applicable	clear	N	0	0	Not Applicable	0	Not Applicable	0	Not Applicable	1	Problem Fixed	0	Not Applicable	0	Not Applicable	0	Not Applicable	1	Not Applicable	1	YES	0	Not Applicable		
1	See Above	3333	ROBINSON DR	See Above	6/27/2017	9/24/2015	clear	N	See Above	0	Not Applicable	0	Not Applicable	0	Not Applicable	0	Not Applicable	0	Not Applicable	0	Not Applicable	0	Not Applicable	0	Not Applicable	0	Not Applicable	0	Not Applicable	0	Not Applicable
1	1	6016	ROMANY RD	10/14/2016	10/14/2016	Not Applicable	Rain	Y	0	0	Not Applicable	0	Not Applicable	0	Not Applicable	1	Problem Fixed	0	Not Applicable	0	Not Applicable	0	Not Applicable	2	Not Applicable	1	YES	0	Not Applicable		
1	See Above	6016	ROMANY RD	See Above	11/1/2016	Not Applicable	Rain	Y	See Above	0	Not Applicable	0	Not Applicable	0	Not Applicable	0	Not Applicable	0	Not Applicable	0	Not Applicable	0	Not Applicable	0	Not Applicable	0	Not Applicable	0	Not Applicable	0	Not Applicable

**City of Oakland
Summary of Construction Site Control Inspections
Private Projects
FY 2016-2017**

1	2	3	4	5			8	9	10	11-16						17	18	19	20-21												
				Number	Site Name	DATE				Weather	Rain & Runoff Y/N	> 1 acre	Problems and Resolution (Resolution Options: Problem Fixed, Need More Time, Escalate Enforcement)						Illicit Discharge (R19)	Comments (Problem & Resolution))	Enforcement Level (R21)	Violation Corrected? (Y/N/TBD)									
						First Inspection							Inspection	Site Fully Stabilized	Erosion (R13)							Sediment (R14)	Run-on & Runoff (R15)	Active Treatment (R16)	Site Mgt. (R17)	Non S/W Mgt (R18)	10 Days	30 Days			
1	See Above	6016	ROMANY RD	See Above	12/12/2016	Not Applicable	clear	N	See Above	0	Not Applicable	0	Not Applicable	0	Not Applicable	0	Not Applicable	0	Not Applicable	0	Not Applicable	0	Not Applicable	0	Not Applicable	0	Not Applicable	0	Not Applicable	0	Not Applicable
1	See Above	6016	ROMANY RD	See Above	4/10/2017	Not Applicable	clear	N	See Above	0	Not Applicable	0	Not Applicable	0	Not Applicable	1	Problem Fixed	0	Not Applicable	0	Not Applicable	0	Not Applicable	1	1	YES	0	Not Applicable	0	Not Applicable	
1	See Above	6016	ROMANY RD	See Above	5/16/2017	8/2/2016	clear	N	See Above	0	Not Applicable	0	Not Applicable	0	Not Applicable	0	Not Applicable	0	Not Applicable	0	Not Applicable	0	Not Applicable	0	0	Not Applicable	0	Not Applicable	0	Not Applicable	
1	1	1630	SAN PABLO AVE	11/1/2016	11/1/2016	12/05/2014	Rain	Y	0	0	Not Applicable	0	Not Applicable	0	Not Applicable	0	Not Applicable	0	Not Applicable	0	Not Applicable	0	Not Applicable	0	0	Not Applicable	0	Not Applicable	0	Not Applicable	
1	1	6623	SAN PABLO AVE	7/29/2016	7/29/2016	Not Applicable	clear	N	0	0	Not Applicable	0	Not Applicable	0	Not Applicable	1	Problem Fixed	0	Not Applicable	0	Not Applicable	0	Not Applicable	1	1	YES	0	Not Applicable	0	Not Applicable	
1	See Above	6623	SAN PABLO AVE	See Above	8/19/2016	Not Applicable	clear	N	See Above	0	Not Applicable	0	Not Applicable	0	Not Applicable	0	Not Applicable	0	Not Applicable	0	Not Applicable	0	Not Applicable	0	0	Not Applicable	0	Not Applicable	0	Not Applicable	
1	See Above	6623	SAN PABLO AVE	9/20/2016	9/20/2016	Not Applicable	clear	N	See Above	0	Not Applicable	0	Not Applicable	0	Not Applicable	0	Not Applicable	0	Not Applicable	0	Not Applicable	0	Not Applicable	0	0	Not Applicable	0	Not Applicable	0	Not Applicable	
1	See Above	6623	SAN PABLO AVE	See Above	9/21/2016	Not Applicable	clear	N	See Above	0	Not Applicable	0	Not Applicable	0	Not Applicable	0	Not Applicable	0	Not Applicable	0	Not Applicable	0	Not Applicable	0	0	Not Applicable	0	Not Applicable	0	Not Applicable	
1	See Above	6623	SAN PABLO AVE	See Above	9/30/2016	Not Applicable	clear	N	See Above	0	Not Applicable	0	Not Applicable	0	Not Applicable	0	Not Applicable	0	Not Applicable	0	Not Applicable	0	Not Applicable	0	0	Not Applicable	0	Not Applicable	0	Not Applicable	
1	See Above	6623	SAN PABLO AVE	See Above	10/4/2016	Not Applicable	clear	N	See Above	0	Not Applicable	0	Not Applicable	0	Not Applicable	0	Not Applicable	0	Not Applicable	0	Not Applicable	0	Not Applicable	0	0	Not Applicable	0	Not Applicable	0	Not Applicable	
1	See Above	6623	SAN PABLO AVE	See Above	10/6/2016	Not Applicable	clear	N	See Above	0	Not Applicable	0	Not Applicable	0	Not Applicable	1	Problem Fixed	0	Not Applicable	0	Not Applicable	0	Not Applicable	1	1	YES	0	Not Applicable	0	Not Applicable	
1	See Above	6623	SAN PABLO AVE	See Above	10/10/2016	Not Applicable	clear	N	See Above	0	Not Applicable	0	Not Applicable	0	Not Applicable	0	Not Applicable	0	Not Applicable	0	Not Applicable	0	Not Applicable	0	0	Not Applicable	0	Not Applicable	0	Not Applicable	
1	See Above	6623	SAN PABLO AVE	See Above	10/12/2016	Not Applicable	clear	N	See Above	0	Not Applicable	0	Not Applicable	0	Not Applicable	0	Not Applicable	0	Not Applicable	0	Not Applicable	0	Not Applicable	0	0	Not Applicable	0	Not Applicable	0	Not Applicable	
1	See Above	6623	SAN PABLO AVE	See Above	10/19/2016	Not Applicable	clear	N	See Above	0	Not Applicable	0	Not Applicable	0	Not Applicable	0	Not Applicable	0	Not Applicable	0	Not Applicable	0	Not Applicable	0	0	Not Applicable	0	Not Applicable	0	Not Applicable	
1	See Above	6623	SAN PABLO AVE	See Above	10/24/2016	Not Applicable	Rain	Y	See Above	0	Not Applicable	0	Not Applicable	0	Not Applicable	1	Problem Fixed	0	Not Applicable	0	Not Applicable	0	Not Applicable	1	1	YES	0	Not Applicable	0	Not Applicable	
1	See Above	6623	SAN PABLO AVE	See Above	10/26/2016	Not Applicable	clear	N	See Above	0	Not Applicable	0	Not Applicable	0	Not Applicable	0	Not Applicable	0	Not Applicable	0	Not Applicable	0	Not Applicable	0	0	Not Applicable	0	Not Applicable	0	Not Applicable	

**City of Oakland
Summary of Construction Site Control Inspections
Private Projects
FY 2016-2017**

1	2	3	4	5			8	9	10	11-16						17	18	19	20-21									
				Number	Site Name	DATE				Weather	Rain & Runoff Y/N	> 1 acre	Problems and Resolution (Resolution Options: Problem Fixed, Need More Time, Escalate Enforcement)						Illicit Discharge (R19)	Comments (Problem & Resolution))	Enforcement Level (R21)	Violation Corrected? (Y/N/TBD)						
						First Inspection							Inspection	Site Fully Stabilized	Erosion (R13)							Sediment (R14)	Run-on & Runoff (R15)	Active Treatment (R16)	Site Mgt. (R17)	Non S/W Mgt (R18)	10 Days	30 Days
1	See Above	6623	SAN PABLO AVE	See Above	10/26/2016	Not Applicable	clear	N	See Above	0	Not Applicable	0	Not Applicable	0	Not Applicable	0	Not Applicable	0	Not Applicable	0	0	Not Applicable	0	Not Applicable				
1	See Above	6623	SAN PABLO AVE	See Above	10/27/2016	Not Applicable	Rain	Y	See Above	0	Not Applicable	0	Not Applicable	0	Not Applicable	0	Not Applicable	0	Not Applicable	0	0	Not Applicable	0	Not Applicable				
1	See Above	6623	SAN PABLO AVE	See Above	11/28/2016	Not Applicable	Rain	Y	See Above	0	Not Applicable	0	Not Applicable	0	Not Applicable	0	Not Applicable	0	Not Applicable	0	0	Not Applicable	0	Not Applicable				
1	See Above	6623	SAN PABLO AVE	See Above	11/28/2016	4/28/2016	Rain	Y	See Above	0	Not Applicable	0	Not Applicable	0	Not Applicable	0	Not Applicable	0	Not Applicable	0	0	Not Applicable	0	Not Applicable				
1	See Above	6623	SAN PABLO AVE	See Above	4/10/2017	9/14/2016	clear	N	See Above	0	Not Applicable	0	Not Applicable	0	Not Applicable	0	Not Applicable	0	Not Applicable	0	0	Not Applicable	0	Not Applicable				
1	1	4801	SHATTUCK AVE	8/10/2016	8/10/2016	Not Applicable	clear	N	0	0	Not Applicable	0	Not Applicable	0	Not Applicable	1	Problem Fixed	0	Not Applicable	0	1	1	YES	0	Not Applicable			
1	See Above	4801	SHATTUCK AVE	See Above	10/3/2016	Not Applicable	Rain	Y	See Above	0	Not Applicable	0	Not Applicable	0	Not Applicable	0	Not Applicable	0	Not Applicable	0	0	0	Not Applicable	0	Not Applicable			
1	See Above	4801	SHATTUCK AVE	See Above	10/6/2016	Not Applicable	clear	N	See Above	0	Not Applicable	0	Not Applicable	0	Not Applicable	0	Not Applicable	0	Not Applicable	0	0	0	Not Applicable	0	Not Applicable			
1	See Above	4801	SHATTUCK AVE	See Above	6/20/2017	2/3/2016	clear	N	See Above	0	Not Applicable	0	Not Applicable	0	Not Applicable	0	Not Applicable	0	Not Applicable	0	0	0	Not Applicable	0	Not Applicable			
1	1	3245	SHEFFIELD AVE	7/28/2016	7/28/2016	8/6/2015	clear	N	0	0	Not Applicable	0	Not Applicable	0	Not Applicable	0	Not Applicable	0	Not Applicable	0	0	0	Not Applicable	0	Not Applicable			
1	1	6340	SHEPHERD CANYON RD	10/19/2016	10/19/2016	6/22/2015	clear	N	0	0	Not Applicable	0	Not Applicable	0	Not Applicable	1	Problem Fixed	0	Not Applicable	0	2	1	YES	0	Not Applicable			
1	1	6849	SHEPHERD CANYON RD	12/1/2016	12/1/2016	5/16/2016	clear	N	0	0	Not Applicable	0	Not Applicable	0	Not Applicable	1	Problem Fixed	0	Not Applicable	0	1	1	YES	0	Not Applicable			
1	1	209	SHERIDAN RD	10/27/2016	10/27/2016	Not Applicable	Rain	Y	0	0	Not Applicable	0	Not Applicable	0	Not Applicable	0	Not Applicable	0	Not Applicable	0	0	0	Not Applicable	0	Not Applicable			
1	See Above	209	SHERIDAN RD	See Above	12/5/2016	4/28/2016	clear	N	See Above	0	Not Applicable	0	Not Applicable	0	Not Applicable	0	Not Applicable	0	Not Applicable	0	0	0	Not Applicable	0	Not Applicable			
1	1	5695	SKYLINE BLVD	10/27/2016	10/27/2016	Not Applicable	Rain	Y	0	0	Not Applicable	0	Not Applicable	0	Not Applicable	0	Not Applicable	0	Not Applicable	0	0	0	Not Applicable	0	Not Applicable			

**City of Oakland
Summary of Construction Site Control Inspections
Private Projects
FY 2016-2017**

1	2	3	4	5			8	9	10	11-16						17	18	19	20-21									
				Number	Site Name	DATE				Weather	Rain & Runoff Y/N	> 1 acre	Problems and Resolution (Resolution Options: Problem Fixed, Need More Time, Escalate Enforcement)						Illicit Discharge (R19)	Comments (Problem & Resolution))	Enforcement Level (R21)	Violation Corrected? (Y/N/TBD)						
						First Inspection							Inspection	Site Fully Stabilized	Erosion (R13)							Sediment (R14)	Run-on & Runoff (R15)	Active Treatment (R16)	Site Mgt. (R17)	Non S/W Mgt (R18)	10 Days	30 Days
1	See Above	5695	SKYLINE BLVD	See Above	11/29/2016	4/29/2016	clear	N	See Above	0	Not Applicable	0	Not Applicable	0	Not Applicable	0	Not Applicable	0	Not Applicable	0	Not Applicable	Partial: Date: 11/29/2016 No construction activity on this site.	0	0	Not Applicable	0	Not Applicable	
1	1	6655	SKYLINE DR	11/30/2016	11/30/2016	4/22/2016	Rain	Y	0	0	Not Applicable	0	Not Applicable	0	Not Applicable	0	Not Applicable	0	Not Applicable	0	Not Applicable	Partial: Date: 11/30/2016 C-6 Inspection No site runoff and BMP's are in place.	0	0	Not Applicable	0	Not Applicable	
1	1	7009	SKYLINE BLVD	10/18/2016	10/18/2016	Not Applicable	clear	N	0	0	Not Applicable	0	Not Applicable	0	Not Applicable	1	Problem Fixed	0	Not Applicable	0	Not Applicable	Not Pass - Erosion Controls: Date: 10/18/2016 Correction Notice 1) Erosion controls are failing. 2) No plastic covering exposed soil 3) No secondary containment around outhouse 4) Skyline Blvd appears to failing due to site erosion.	2	1	YES	0	Not Applicable	
1	See Above	7009	SKYLINE BLVD	See Above	11/15/2016	9/21/2015	clear	N	See Above	0	Not Applicable	0	Not Applicable	0	Not Applicable	0	Not Applicable	0	Not Applicable	0	Not Applicable	Partial: Date: 11/15/2016 Erosion controls have been refreshed site is ok	0	0	Not Applicable	0	Not Applicable	
1	1	15435	SKYLINE BLVD	12/13/2016	12/13/2016	12/12/2016	Rain	Y	0	0	Not Applicable	0	Not Applicable	0	Not Applicable	0	Not Applicable	0	Not Applicable	0	Not Applicable	Partial: Date: 12/13/2016 At the time of this inspection no grading is active and no erosion controls are in place.	0	0	Not Applicable	0	Not Applicable	
1	1	6701	SKYVIEW DR, #Bldg. 10	8/26/2016	8/26/2016	Not Applicable	clear	N	0	0	Not Applicable	0	Not Applicable	0	Not Applicable	0	Not Applicable	0	Not Applicable	0	Not Applicable	Partial: Date: 8/26/2016 C-6 Inspection BMP's are in place pictures are part of this report. Site should be visited during the rainy season for erosion control.	0	0	Not Applicable	0	Not Applicable	
1	See Above	6701	SKYVIEW DR, #Bldg. 10	See Above	10/20/2016	8/12/2016	clear	N	See Above	0	Not Applicable	0	Not Applicable	0	Not Applicable	0	Not Applicable	0	Not Applicable	0	Not Applicable	Partial: Date: 10/20/2016 C-6 Inspection All BMP's are in place no issues	0	0	Not Applicable	0	Not Applicable	
1	1	6809	SKYVIEW DR	10/25/2016	10/25/2016	7/12/2016	Rain	Y	0	0	Not Applicable	0	Not Applicable	0	Not Applicable	0	Not Applicable	0	Not Applicable	0	Not Applicable	Partial: Date: 10/25/2016 All erosion controls in place	0	0	Not Applicable	0	Not Applicable	
1	1	6757	SNAKE RD	8/19/2016	8/19/2016	Not Applicable	clear	N	0	0	Not Applicable	0	Not Applicable	0	Not Applicable	0	Not Applicable	0	Not Applicable	0	Not Applicable	Partial: Date: 8/18/2016 Final Inspection Contractor needs engineers letter also needs to remove K-rail and construction debris from site next door. All permanent erosion controls are in place.	0	0	Not Applicable	0	Not Applicable	
1	See Above	6757	SNAKE RD	See Above	8/31/2016	Not Applicable	clear	N	See Above	0	Not Applicable	0	Not Applicable	0	Not Applicable	0	Not Applicable	0	Not Applicable	0	Not Applicable	Pass: Date: 8/31/2016 Grading Final Site is finished grading is done all permanent erosion controls are in place OK to final permit	0	0	Not Applicable	0	Not Applicable	
1	See Above	6757	SNAKE RD	See Above	10/19/2016	08/26/2015	clear	N	See Above	0	Not Applicable	0	Not Applicable	0	Not Applicable	0	Not Applicable	0	Not Applicable	0	Not Applicable	Pass: Date: 10/19/2016 Final grading- Permanent erosion controls in place, engineer letter has been filed away.	0	0	Not Applicable	0	Not Applicable	
1	1	9500	STEARNS AVE	8/8/2016	8/8/2016	Not Applicable	clear	N	0	0	Not Applicable	0	Not Applicable	0	Not Applicable	0	Not Applicable	0	Not Applicable	0	Not Applicable	Partial: INSP PARKING LOT EXTENSION GRADING IS NOT COMPLETED	0	0	Not Applicable	0	Not Applicable	
1	See Above	9500	STEARNS AVE	See Above	9/30/2016	6/16/2016	clear	N	See Above	0	Not Applicable	0	Not Applicable	0	Not Applicable	0	Not Applicable	0	Not Applicable	0	Not Applicable	Pass: INSP GRADING WORK- APPROVED SIGNED OFF	0	0	Not Applicable	0	Not Applicable	
1	1	2935	TELEGRAPH AVE	7/29/2016	7/29/2016	Not Applicable	clear	N	0	0	Not Applicable	0	Not Applicable	0	Not Applicable	1	Problem Fixed	0	Not Applicable	0	Not Applicable	Not Pass: Date: 7/29/2016 C-6 inspection Site is tracking gave verbal instructions to stop tracking by end of day.	1	1	YES	0	Not Applicable	

**City of Oakland
Summary of Construction Site Control Inspections
Private Projects
FY 2016-2017**

1	2	3	4	5			8	9	10	11-16						17	18	19	20-21										
				Number	Site Name	DATE				Weather	Rain & Runoff Y/N	> 1 acre	Problems and Resolution (Resolution Options: Problem Fixed, Need More Time, Escalate Enforcement)						Illicit Discharge (R19)	Comments (Problem & Resolution))	Enforcement Level (R21)	Violation Corrected? (Y/N/TBD)							
						First Inspection							Inspection	Site Fully Stabilized	Erosion (R13)							Sediment (R14)	Run-on & Runoff (R15)	Active Treatment (R16)	Site Mgt. (R17)	Non S/W Mgt (R18)	10 Days	30 Days	
1	See Above	2935	TELEGRAPH AVE	See Above	8/1/2016	Not Applicable	clear	N	See Above	0	Not Applicable	0	Not Applicable	0	Not Applicable	0	Not Applicable	1	Problem Fixed	0	Not Applicable	0	Not Applicable	Partial: Date: 8/1/2016 Correction Notice Site is tracking into the right of way a correction notice has been issued. Will return tomorrow if conditions are the same a stop work notice will be issued	2	1	YES	0	Not Applicable
1	See Above	2935	TELEGRAPH AVE	See Above	8/2/2016	Not Applicable	clear	N	See Above	0	Not Applicable	0	Not Applicable	0	Not Applicable	0	Not Applicable	0	Not Applicable	0	Not Applicable	0	Not Applicable	Partial: Date: 8/2/2016 Contractor has made corrections to tracking from site	0	0	Not Applicable	0	Not Applicable
1	See Above	2935	TELEGRAPH AVE	See Above	8/16/2016	Not Applicable	clear	N	See Above	0	Not Applicable	0	Not Applicable	0	Not Applicable	0	Not Applicable	0	Not Applicable	0	Not Applicable	0	Not Applicable	Partial: Date: 8/15/2016 C-6 Inspection Erosion controls are in place, but silt fence or retaining will is needed in the southwest corner of the project. Contractor will have it in place by Wednesday	0	0	Not Applicable	0	Not Applicable
1	See Above	2935	TELEGRAPH AVE	8/30/2016	8/30/2016	Not Applicable	clear	N	See Above	0	Not Applicable	0	Not Applicable	0	Not Applicable	0	Not Applicable	0	Not Applicable	0	Not Applicable	0	Not Applicable	Partial: Date: 8/30/2016 C-6 Inspection BMP's in place no issues with erosion controls.	0	0	Not Applicable	0	Not Applicable
1	See Above	2935	TELEGRAPH AVE	See Above	9/30/2016	Not Applicable	clear	N	See Above	0	Not Applicable	0	Not Applicable	0	Not Applicable	0	Not Applicable	0	Not Applicable	0	Not Applicable	0	Not Applicable	Partial: Date: 9/30/2016 Had conversation about future traffic plans and site plans / BMP's no violations.	0	0	Not Applicable	0	Not Applicable
1	See Above	2935	TELEGRAPH AVE	See Above	10/3/2016	Not Applicable	Rain	Y	See Above	0	Not Applicable	0	Not Applicable	0	Not Applicable	0	Not Applicable	0	Not Applicable	0	Not Applicable	0	Not Applicable	Partial: Date: 10/3/2016 C-6 Inspection Rain Day Site inspection BMP's are in place.	0	0	Not Applicable	0	Not Applicable
1	See Above	2935	TELEGRAPH AVE	See Above	10/14/2016	Not Applicable	Rain	Y	See Above	0	Not Applicable	0	Not Applicable	0	Not Applicable	0	Not Applicable	0	Not Applicable	0	Not Applicable	0	Not Applicable	Partial: Date: 10/14/2016 C-6 inspection No work on site today (rain) erosion controls in place with no discharges.	0	0	Not Applicable	0	Not Applicable
1	See Above	2935	TELEGRAPH AVE	See Above	11/23/2016	Not Applicable	Rain	Y	See Above	0	Not Applicable	0	Not Applicable	0	Not Applicable	0	Not Applicable	0	Not Applicable	0	Not Applicable	0	Not Applicable	Partial: Date: 11/23/2016 C-6 Inspection Erosion controls in place no site runoff.	0	0	Not Applicable	0	Not Applicable
1	See Above	2935	TELEGRAPH AVE	See Above	11/28/2016	Not Applicable	Rain	Y	See Above	0	Not Applicable	0	Not Applicable	0	Not Applicable	0	Not Applicable	0	Not Applicable	0	Not Applicable	0	Not Applicable	Partial: Date: 11/28/2016 C-6 Inspection No site runoff and BMP's are in place.	0	0	Not Applicable	0	Not Applicable
1	See Above	2935	TELEGRAPH AVE	See Above	11/29/2016	Not Applicable	clear	N	See Above	0	Not Applicable	0	Not Applicable	0	Not Applicable	0	Not Applicable	0	Not Applicable	0	Not Applicable	0	Not Applicable	Partial: INSP EROSION CTRLS	0	0	Not Applicable	0	Not Applicable
1	See Above	2935	TELEGRAPH AVE	See Above	12/2/2016	Not Applicable	clear	N	See Above	0	Not Applicable	0	Not Applicable	0	Not Applicable	0	Not Applicable	0	Not Applicable	0	Not Applicable	0	Not Applicable	Partial: Date: 12/2/2016 C-6 Inspection Erosion controls and BMP's are in place with no site runoffs	0	0	Not Applicable	0	Not Applicable
1	See Above	2935	TELEGRAPH AVE	See Above	12/8/2016	Not Applicable	Rain	Y	See Above	0	Not Applicable	0	Not Applicable	0	Not Applicable	0	Not Applicable	0	Not Applicable	0	Not Applicable	0	Not Applicable	Partial: Date: 12/8/2016 C-6 Inspection Rainy Day All BMP's in place with no site runoff.	0	0	Not Applicable	0	Not Applicable

**City of Oakland
Summary of Construction Site Control Inspections
Private Projects
FY 2016-2017**

1	2	3	4	5			8	9	10	11-16						17	18	19	20-21									
				Number	Site Name	DATE				Weather	Rain & Runoff Y/N	> 1 acre	Problems and Resolution (Resolution Options: Problem Fixed, Need More Time, Escalate Enforcement)						Illicit Discharge (R19)	Comments (Problem & Resolution))	Enforcement Level (R21)	Violation Corrected? (Y/N/TBD)						
						First Inspection							Inspection	Site Fully Stabilized	Erosion (R13)							Sediment (R14)	Run-on & Runoff (R15)	Active Treatment (R16)	Site Mgt. (R17)	Non S/W Mgt (R18)	10 Days	30 Days
1	See Above	2935	TELEGRAPH AVE	See Above	3/2/2017	Not Applicable	clear	N	See Above	0	Not Applicable	0	Not Applicable	0	Not Applicable	0	Not Applicable	0	Not Applicable	0	0	Not Applicable	0	Not Applicable				
1	See Above	2935	TELEGRAPH AVE	See Above	6/6/2017	3/29/2016	clear	N	See Above	0	Not Applicable	0	Not Applicable	0	Not Applicable	0	Not Applicable	0	Not Applicable	0	0	Not Applicable	0	Not Applicable				
1	1	6865	THE TURN	11/30/2016	11/30/2016	4/28/2016	Rain	Y	0	0	Not Applicable	0	Not Applicable	0	Not Applicable	0	Not Applicable	0	Not Applicable	0	0	Not Applicable	0	Not Applicable				
1	1	8602	THERMAL ST	10/20/2016	10/20/2016	12/4/2013	clear	N	0	0	Not Applicable	0	Not Applicable	0	Not Applicable	0	Not Applicable	0	Not Applicable	0	0	Not Applicable	0	Not Applicable				
1	1	528	THOMAS L BERKLEY WY	6/28/2017	6/28/2017	Not Applicable	clear	N	0	0	Not Applicable	0	Not Applicable	0	Not Applicable	0	Not Applicable	0	Not Applicable	0	0	Not Applicable	0	Not Applicable				
1	See Above	528	THOMAS L BERKLEY WY	See Above	6/30/2017	8/7/2015	clear	N	See Above	0	Not Applicable	0	Not Applicable	0	Not Applicable	0	Not Applicable	0	Not Applicable	0	0	Not Applicable	0	Not Applicable				
1	1	6034	THORNHILL DR	10/10/2016	10/10/2016	Not Applicable	clear	N	0	0	Not Applicable	0	Not Applicable	0	Not Applicable	0	Not Applicable	0	Not Applicable	0	0	Not Applicable	0	Not Applicable				
1	See Above	6034	THORNHILL DR	See Above	11/30/2016	10/31/2016	Rain	Y	See Above	0	Not Applicable	0	Not Applicable	0	Not Applicable	0	Not Applicable	0	Not Applicable	0	0	Not Applicable	0	Not Applicable				
1	1	1887	TUNNEL RD	1/19/2017	1/19/2017	05/01/2015	Rain	Y	0	0	Not Applicable	0	Not Applicable	0	Not Applicable	0	Not Applicable	0	Not Applicable	0	0	Not Applicable	0	Not Applicable				
1	1	2570	TUNNEL RD	10/20/2016	10/20/2016	7/21/2016	clear	N	0	0	Not Applicable	0	Not Applicable	0	Not Applicable	1	Problem Fixed	0	Not Applicable	0	1	1	YES	0	Not Applicable			
1	1	2302	VALDEZ ST	8/15/2016	8/15/2016	Not Applicable	clear	N	0	0	Not Applicable	0	Not Applicable	0	Not Applicable	1	Problem Fixed	0	Not Applicable	0	1	1	YES	0	Not Applicable			
1	See Above	2302	VALDEZ ST	See Above	9/15/2016	Not Applicable	clear	N	See Above	0	Not Applicable	0	Not Applicable	0	Not Applicable	0	Not Applicable	0	Not Applicable	0	0	0	Not Applicable	0	Not Applicable			
1	See Above	2302	VALDEZ ST	See Above	12/1/2016	3/14/2016	clear	N	See Above	0	Not Applicable	0	Not Applicable	0	Not Applicable	0	Not Applicable	0	Not Applicable	0	0	0	Not Applicable	0	Not Applicable			
1	1	2425	VALDEZ ST	9/15/2016	9/15/2016	Not Applicable	clear	N	0	0	Not Applicable	0	Not Applicable	0	Not Applicable	0	Not Applicable	0	Not Applicable	0	0	0	Not Applicable	0	Not Applicable			
1	See Above	2425	VALDEZ ST	See Above	9/23/2016	Not Applicable	clear	N	See Above	0	Not Applicable	0	Not Applicable	0	Not Applicable	0	Not Applicable	0	Not Applicable	0	0	0	Not Applicable	0	Not Applicable			
1	See Above	2425	VALDEZ ST	See Above	9/26/2016	Not Applicable	clear	N	See Above	0	Not Applicable	0	Not Applicable	0	Not Applicable	0	Not Applicable	0	Not Applicable	0	0	0	Not Applicable	0	Not Applicable			

**City of Oakland
Summary of Construction Site Control Inspections
Private Projects
FY 2016-2017**

1 Enter 1 per inspection	2 Enter 1 for each site	3 Number	4 Site Name	5 DATE			8 Weather	9 Rain & Runoff Y/N	10 > 1 acre	11-18 Problems and Resolution (Resolution Options: Problem Fixed, Need More Time, Escalate Enforcement)						17 Illicit Discharge (R19)	18 Comments (Problem & Resolution))	19 Enforcement Level (R21)	20-21 Violation Corrected? (Y/N/TBD)																
				5 First Inspection	6 Inspection	7 Site Fully Stabilized				11 Erosion (R13)	12 Sediment (R14)	13 Run-on & Runoff (R15)	14 Active Treatment (R16)	15 Site Mgt. (R17)	16 Non S/W Mgt (R18)				10 Days	30 Days															
																					10 Days	30 Days													
1	See Above	2425	VALDEZ ST	See Above	9/27/2016	8/9/2016	clear	N	See Above	0	Not Applicable	0	Not Applicable	0	Not Applicable	0	Not Applicable	0	Not Applicable	0	Not Applicable	0	Not Applicable	0	Not Applicable	0	Not Applicable	0	Not Applicable	0	Not Applicable	0	Not Applicable	0	Not Applicable
1	1	2450	Valdez ST	11/28/2016	11/28/2016	Not Applicable	Rain	Y	1	0	Not Applicable	0	Not Applicable	0	Not Applicable	0	Not Applicable	0	Not Applicable	0	Not Applicable	0	Not Applicable	0	Not Applicable	0	Not Applicable	0	Not Applicable	0	Not Applicable	0	Not Applicable		
1	See Above	2450	Valdez ST	See Above	12/2/2016	Not Applicable	clear	N	See Above	0	Not Applicable	0	Not Applicable	0	Not Applicable	0	Not Applicable	0	Not Applicable	0	Not Applicable	0	Not Applicable	0	Not Applicable	0	Not Applicable	0	Not Applicable	0	Not Applicable	0	Not Applicable		
1	See Above	2450	Valdez ST	See Above	12/8/2016	Not Applicable	Rain	Y	See Above	0	Not Applicable	0	Not Applicable	0	Not Applicable	0	Not Applicable	0	Not Applicable	0	Not Applicable	0	Not Applicable	0	Not Applicable	0	Not Applicable	0	Not Applicable	0	Not Applicable	0	Not Applicable		
1	See Above	2450	Valdez ST	See Above	12/27/2016	Not Applicable	clear	N	See Above	0	Not Applicable	0	Not Applicable	0	Not Applicable	1	Problem Fixed	0	Not Applicable	0	Not Applicable	0	Not Applicable	0	Not Applicable	0	Not Applicable	0	Not Applicable	1	YES	0	Not Applicable		
1	See Above	2450	Valdez ST	See Above	1/10/2017	Not Applicable	Rain	Y	See Above	0	Not Applicable	0	Not Applicable	0	Not Applicable	0	Not Applicable	0	Not Applicable	0	Not Applicable	0	Not Applicable	0	Not Applicable	0	Not Applicable	0	Not Applicable	0	Not Applicable	0	Not Applicable		
1	See Above	2450	Valdez ST	See Above	1/27/2017	Not Applicable	clear	N	See Above	0	Not Applicable	0	Not Applicable	0	Not Applicable	1	Problem Fixed	0	Not Applicable	0	Not Applicable	0	Not Applicable	3	Not Applicable	0	Not Applicable	1	YES	0	Not Applicable				
1	See Above	2450	Valdez ST	See Above	2/1/2017	Not Applicable	clear	N	See Above	0	Not Applicable	0	Not Applicable	0	Not Applicable	1	Problem Fixed	0	Not Applicable	0	Not Applicable	0	Not Applicable	3	Not Applicable	0	Not Applicable	1	YES	0	Not Applicable				
1	See Above	2450	Valdez ST	See Above	2/3/2017	Not Applicable	Rain	Y	See Above	0	Not Applicable	0	Not Applicable	0	Not Applicable	1	Problem Fixed	0	Not Applicable	0	Not Applicable	0	Not Applicable	3	Not Applicable	0	Not Applicable	1	YES	0	Not Applicable				
1	See Above	2450	Valdez ST	See Above	2/10/2017	Not Applicable	Rain	Y	See Above	0	Not Applicable	0	Not Applicable	0	Not Applicable	0	Not Applicable	0	Not Applicable	0	Not Applicable	0	Not Applicable	0	Not Applicable	0	Not Applicable	0	Not Applicable	0	Not Applicable	0	Not Applicable		
1	See Above	2450	Valdez ST	See Above	2/15/2017	Not Applicable	clear	N	See Above	0	Not Applicable	0	Not Applicable	0	Not Applicable	0	Not Applicable	0	Not Applicable	0	Not Applicable	0	Not Applicable	0	Not Applicable	0	Not Applicable	0	Not Applicable	0	Not Applicable	0	Not Applicable		

**City of Oakland
Summary of Construction Site Control Inspections
Private Projects
FY 2016-2017**

1	2	3	4	5			8	9	10	11-16						17	18	19	20-21									
				Number	Site Name	DATE				Weather	Rain & Runoff Y/N	> 1 acre	Problems and Resolution (Resolution Options: Problem Fixed, Need More Time, Escalate Enforcement)						Illicit Discharge (R19)	Comments (Problem & Resolution))	Enforcement Level (R21)	Violation Corrected? (Y/N/TBD)						
						First Inspection							Inspection	Site Fully Stabilized	Erosion (R13)							Sediment (R14)	Run-on & Runoff (R15)	Active Treatment (R16)	Site Mgt. (R17)	Non S/W Mgt (R18)	10 Days	30 Days
1	See Above	2450	Valdez ST	See Above	3/1/2017	Not Applicable	clear	N	See Above	0	Not Applicable	0	Not Applicable	0	Not Applicable	0	Not Applicable	0	Not Applicable	0	0	Not Applicable	0	Not Applicable				
1	See Above	2450	Valdez ST	See Above	3/28/2017	Not Applicable	clear	N	See Above	0	Not Applicable	0	Not Applicable	0	Not Applicable	0	Not Applicable	0	Not Applicable	0	0	Not Applicable	0	Not Applicable				
1	See Above	2450	Valdez ST	See Above	5/16/2017	Not Applicable	clear	N	See Above	0	Not Applicable	0	Not Applicable	0	Not Applicable	0	Not Applicable	0	Not Applicable	0	0	Not Applicable	0	Not Applicable				
1	See Above	2450	Valdez ST	See Above	6/5/2017	Not Applicable	clear	N	See Above	0	Not Applicable	0	Not Applicable	0	Not Applicable	0	Not Applicable	0	Not Applicable	0	0	Not Applicable	0	Not Applicable				
1	See Above	2450	Valdez ST	See Above	6/16/2017	Not Applicable	clear	N	See Above	0	Not Applicable	0	Not Applicable	0	Not Applicable	0	Not Applicable	0	Not Applicable	0	0	Not Applicable	0	Not Applicable				
1	See Above	2450	Valdez ST	See Above	6/19/2017	Not Applicable	clear	N	See Above	0	Not Applicable	0	Not Applicable	0	Not Applicable	0	Not Applicable	0	Not Applicable	0	0	Not Applicable	0	Not Applicable				
1	See Above	2450	Valdez ST	See Above	6/23/2017	Not Applicable	clear	N	See Above	0	Not Applicable	0	Not Applicable	0	Not Applicable	0	Not Applicable	0	Not Applicable	0	0	Not Applicable	0	Not Applicable				
1	See Above	2450	Valdez ST	See Above	6/26/2017	Not Applicable	clear	N	See Above	0	Not Applicable	0	Not Applicable	0	Not Applicable	0	Not Applicable	0	Not Applicable	0	0	Not Applicable	0	Not Applicable				
1	See Above	2450	Valdez ST	See Above	6/27/2017	Not Applicable	clear	N	See Above	0	Not Applicable	0	Not Applicable	0	Not Applicable	0	Not Applicable	0	Not Applicable	0	0	Not Applicable	0	Not Applicable				
1	See Above	2450	Valdez ST	See Above	6/9/2017	12/9/2016	clear	N	See Above	0	Not Applicable	0	Not Applicable	0	Not Applicable	0	Not Applicable	0	Not Applicable	0	0	Not Applicable	0	Not Applicable				
1	1	6279	VIRGO RD	10/27/2016	10/27/2016	5/18/2016	Rain	Y	0	0	Not Applicable	0	Not Applicable	0	Not Applicable	0	Not Applicable	0	Not Applicable	0	0	Not Applicable	0	Not Applicable				
1	1	2420	W 21ST ST	10/14/2016	10/14/2016	Not Applicable	Rain	Y	0	0	Not Applicable	0	Not Applicable	0	Not Applicable	0	Not Applicable	0	Not Applicable	0	0	Not Applicable	0	Not Applicable				
1	See Above	2420	W 21ST ST	See Above	10/28/2016	Not Applicable	Rain	Y	See Above	0	Not Applicable	0	Not Applicable	0	Not Applicable	0	Not Applicable	0	Not Applicable	0	0	Not Applicable	0	Not Applicable				
1	See Above	2420	W 21ST ST	See Above	11/10/2016	Not Applicable	clear	N	See Above	0	Not Applicable	0	Not Applicable	0	Not Applicable	0	Not Applicable	0	Not Applicable	0	0	Not Applicable	0	Not Applicable				
1	See Above	2420	W 21ST ST	See Above	11/15/2016	Not Applicable	clear	N	See Above	0	Not Applicable	0	Not Applicable	0	Not Applicable	0	Not Applicable	0	Not Applicable	0	0	Not Applicable	0	Not Applicable				

**City of Oakland
Summary of Construction Site Control Inspections
Private Projects
FY 2016-2017**

1	2	3	4	5			8	9	10	11-16						17	18	19	20-21									
				Number	Site Name	DATE				Weather	Rain & Runoff Y/N	> 1 acre	Problems and Resolution (Resolution Options: Problem Fixed, Need More Time, Escalate Enforcement)						Illicit Discharge (R19)	Comments (Problem & Resolution))	Enforcement Level (R21)	Violation Corrected? (Y/N/TBD)						
						First Inspection							Inspection	Site Fully Stabilized	Erosion (R13)							Sediment (R14)	Run-on & Runoff (R15)	Active Treatment (R16)	Site Mgt. (R17)	Non S/W Mgt (R18)	10 Days	30 Days
1	See Above	2420	W 21ST ST	See Above	11/16/2016	Not Applicable	clear	N	See Above	0	Not Applicable	0	Not Applicable	0	Not Applicable	0	Not Applicable	0	Not Applicable	0	Not Applicable	Partial: INSP S/D CONCRETE PIPE COLLARS POURED OUTSIDE OF 7 C/B'S	0	0	Not Applicable	0	Not Applicable	
1	See Above	2420	W 21ST ST	See Above	11/17/2016	Not Applicable	clear	N	See Above	0	Not Applicable	0	Not Applicable	0	Not Applicable	0	Not Applicable	0	Not Applicable	0	Not Applicable	Partial: INSP 20" S/D PIPE + TRENCH ON THE S/S OF CONSTR SITE OK	0	0	Not Applicable	0	Not Applicable	
1	See Above	2420	W 21ST ST	See Above	11/18/2016	Not Applicable	Rain	Y	See Above	0	Not Applicable	0	Not Applicable	0	Not Applicable	0	Not Applicable	0	Not Applicable	0	Not Applicable	Partial: INSP S.D 20' PIPE + 3 C/B'S SO/ SIDE OF CONSTR SITE	0	0	Not Applicable	0	Not Applicable	
1	See Above	2420	W 21ST ST	See Above	11/23/2016	Not Applicable	Rain	Y	See Above	0	Not Applicable	0	Not Applicable	0	Not Applicable	0	Not Applicable	0	Not Applicable	0	Not Applicable	Partial: INSP S/D 24" PIPE N/E COR OF CONTR SITE CHANGE OF PLANS ON CONN- POINT MUST BE APPROVED BEFORE INSPECTING	0	0	Not Applicable	0	Not Applicable	
1	See Above	2420	W 21ST ST	See Above	11/28/2016	Not Applicable	Rain	Y	See Above	0	Not Applicable	0	Not Applicable	0	Not Applicable	0	Not Applicable	0	Not Applicable	0	Not Applicable	Partial: INSP 24" S/D PIPE XING CONSTR DRWY GOING BEHIND CONSTR TRAILERS- CONTR SETTING NEW C/B'S CONTR TIED 24" S/D PIPE INTO M.H. STILL NEED C/O APPROVAL	0	0	Not Applicable	0	Not Applicable	
1	See Above	2420	W 21ST ST	See Above	12/6/2016	Not Applicable	clear	N	See Above	0	Not Applicable	0	Not Applicable	0	Not Applicable	0	Not Applicable	0	Not Applicable	0	Not Applicable	Partial: INSP EROSION CTRLS AND GRADING WORK OK	0	0	Not Applicable	0	Not Applicable	
1	See Above	2420	W 21ST ST	See Above	12/27/2016	10/7/2016	clear	N	See Above	0	Not Applicable	0	Not Applicable	0	Not Applicable	0	Not Applicable	0	Not Applicable	0	Not Applicable	Partial: INSP EROSION CTRLS	0	0	Not Applicable	0	Not Applicable	
1	1	3	WEST CIR	9/29/2016	9/29/2016	Not Applicable	clear	N	0	0	Not Applicable	0	Not Applicable	0	Not Applicable	0	Not Applicable	0	Not Applicable	0	Not Applicable	Partial: INSP PRE CONSTR MT- NEIGHBOR S/S LINE LEAKING INTO THE CREEK, CONTR CALLED PWA I ALSO CALLED IN COMPLAINT	0	0	Not Applicable	0	Not Applicable	
1	See Above	3	WEST CIR	See Above	10/11/2016	Not Applicable	clear	N	See Above	0	Not Applicable	0	Not Applicable	0	Not Applicable	0	Not Applicable	0	Not Applicable	0	Not Applicable	Partial: Date: 10/11/2016 Erosion controls in place. Slight tracking from site , contractor is cleaning up now. Contractor will install construction driveway.	0	0	Not Applicable	0	Not Applicable	
1	See Above	3	WEST CIR	See Above	10/20/2016	Not Applicable	clear	N	See Above	0	Not Applicable	0	Not Applicable	0	Not Applicable	0	Not Applicable	0	Not Applicable	0	Not Applicable	Partial: Date: 10/20/2016 BMP's in place no work at this time.	0	0	Not Applicable	0	Not Applicable	
1	See Above	3	WEST CIR	See Above	11/30/2016	9/22/2016	Rain	Y	See Above	0	Not Applicable	0	Not Applicable	0	Not Applicable	0	Not Applicable	0	Not Applicable	0	Not Applicable	Partial: INSP EROSION CTRLS + GRADING CONSTR	0	0	Not Applicable	0	Not Applicable	
1	1	6316	WESTOVER DR	12/1/2016	12/1/2016	Not Applicable	clear	N	0	0	Not Applicable	0	Not Applicable	0	Not Applicable	1	Problem Fixed	0	Not Applicable	0	Not Applicable	Not Pass-Site Mgmt: Date: 12/1/2016 Correction Notice No work going on at time of visit. 1)Contractor has to remove construction materials from ROW. 2) No secondary containment under outhouse. 3) Contractor need replace silt fence where need	2	1	YES	0	Not Applicable	
1	See Above	6316	WESTOVER DR	See Above	12/21/2016	Not Applicable	clear	N	See Above	0	Not Applicable	0	Not Applicable	0	Not Applicable	1	Problem Fixed	0	Not Applicable	0	Not Applicable	Not Pass-Site Mgmt: Date: 12/21/2016 This is my second visit no corrections have been made from the first Correction Notices a stop work notice will be issued for the following 1) Erosion controls on hillsides (tarp exposed soil) 2) Construction debris	3	1	YES	0	Not Applicable	
1	See Above	6316	WESTOVER DR	See Above	4/19/2017	5/19/2016	Rain	Y	See Above	0	Not Applicable	0	Not Applicable	0	Not Applicable	0	Not Applicable	0	Not Applicable	0	Not Applicable	Partial: Contractor is removing soil from site erosion controls are in place.	0	0	Not Applicable	0	Not Applicable	
1	1	1401	WOOD ST	7/7/2016	7/7/2016	Not Applicable	clear	N	0	0	Not Applicable	0	Not Applicable	0	Not Applicable	0	Not Applicable	0	Not Applicable	0	Not Applicable	Partial: INSP RETAINING WALL FOOTING ON ACCESS RD SIDE 2. COVER	0	0	Not Applicable	0	Not Applicable	
1	See Above	1401	WOOD ST	See Above	7/26/2016	Not Applicable	clear	N	See Above	0	Not Applicable	0	Not Applicable	0	Not Applicable	0	Not Applicable	0	Not Applicable	0	Not Applicable	Partial: INSP C & G COMP & FORMS ON N/S OF 17TH STREET & WOOD STREET - OK TO POUR	0	0	Not Applicable	0	Not Applicable	
1	See Above	1401	WOOD ST	See Above	8/1/2016	Not Applicable	clear	N	See Above	0	Not Applicable	0	Not Applicable	0	Not Applicable	0	Not Applicable	0	Not Applicable	0	Not Applicable	Partial: INSP C & G COMP & FORMS ON 16TH STREET N/S TO WOOD ST OK	0	0	Not Applicable	0	Not Applicable	
1	See Above	1401	WOOD ST	See Above	8/16/2016	Not Applicable	clear	N	See Above	0	Not Applicable	0	Not Applicable	0	Not Applicable	0	Not Applicable	0	Not Applicable	0	Not Applicable	Partial: INSP CONTR S/W & G REMOVEAL - BARCIATED OFF W/YELLOW CAUTION TAPE AND PEE GRAVEL.	0	0	Not Applicable	0	Not Applicable	

**City of Oakland
Summary of Construction Site Control Inspections
Private Projects
FY 2016-2017**

1	2	3	4	5			8	9	10	11-18						17	19	20-21									
				Number	Site Name	DATE				Weather	Rain & Runoff Y/N	> 1 acre	Problems and Resolution (Resolution Options: Problem Fixed, Need More Time, Escalate Enforcement)						Illicit Discharge (R19)	Comments (Problem & Resolution))	Enforcement Level (R21)	Violation Corrected? (Y/N/TBD)					
						First Inspection							Inspection	Site Fully Stabilized	Erosion (R13)			Sediment (R14)				Run-on & Runoff (R15)	Active Treatment (R16)	Site Mgt. (R17)	Non S/W Mgt (R18)	10 Days	30 Days
1	See Above	1401	WOOD ST	See Above	9/7/2016	Not Applicable	clear	N	See Above	0	Not Applicable	0	Not Applicable	0	Not Applicable	0	Not Applicable	0	Not Applicable	0	0	Not Applicable	0	Not Applicable			
1	See Above	1401	WOOD ST	See Above	9/12/2016	Not Applicable	clear	N	See Above	0	Not Applicable	0	Not Applicable	0	Not Applicable	0	Not Applicable	0	Not Applicable	0	0	Not Applicable	0	Not Applicable			
1	See Above	1401	WOOD ST	See Above	9/13/2016	Not Applicable	clear	N	See Above	0	Not Applicable	0	Not Applicable	0	Not Applicable	0	Not Applicable	0	Not Applicable	0	0	Not Applicable	0	Not Applicable			
1	See Above	1401	WOOD ST	See Above	9/14/2016	Not Applicable	clear	N	See Above	0	Not Applicable	0	Not Applicable	0	Not Applicable	0	Not Applicable	0	Not Applicable	0	0	Not Applicable	0	Not Applicable			
1	See Above	1401	WOOD ST	See Above	9/16/2016	Not Applicable	clear	N	See Above	0	Not Applicable	0	Not Applicable	0	Not Applicable	0	Not Applicable	0	Not Applicable	0	0	Not Applicable	0	Not Applicable			
1	See Above	1401	WOOD ST	See Above	9/16/2016	Not Applicable	clear	N	See Above	0	Not Applicable	0	Not Applicable	0	Not Applicable	0	Not Applicable	0	Not Applicable	0	0	Not Applicable	0	Not Applicable			
1	See Above	1401	WOOD ST	See Above	9/19/2016	Not Applicable	clear	N	See Above	0	Not Applicable	0	Not Applicable	0	Not Applicable	0	Not Applicable	0	Not Applicable	0	0	Not Applicable	0	Not Applicable			
1	See Above	1401	WOOD ST	See Above	9/21/2016	Not Applicable	clear	N	See Above	0	Not Applicable	0	Not Applicable	0	Not Applicable	0	Not Applicable	0	Not Applicable	0	0	Not Applicable	0	Not Applicable			
1	See Above	1401	WOOD ST	See Above	9/23/2016	Not Applicable	clear	N	See Above	0	Not Applicable	0	Not Applicable	0	Not Applicable	0	Not Applicable	0	Not Applicable	0	0	Not Applicable	0	Not Applicable			
1	See Above	1401	WOOD ST	See Above	9/30/2016	Not Applicable	clear	N	See Above	0	Not Applicable	0	Not Applicable	0	Not Applicable	0	Not Applicable	0	Not Applicable	0	0	Not Applicable	0	Not Applicable			
1	See Above	1401	WOOD ST	See Above	10/7/2016	Not Applicable	clear	N	See Above	0	Not Applicable	0	Not Applicable	0	Not Applicable	0	Not Applicable	0	Not Applicable	0	0	Not Applicable	0	Not Applicable			
1	See Above	1401	WOOD ST	See Above	10/13/2016	Not Applicable	clear	N	See Above	0	Not Applicable	0	Not Applicable	0	Not Applicable	0	Not Applicable	0	Not Applicable	0	0	Not Applicable	0	Not Applicable			
1	See Above	1401	WOOD ST	See Above	10/28/2016	Not Applicable	Rain	Y	See Above	0	Not Applicable	0	Not Applicable	0	Not Applicable	0	Not Applicable	0	Not Applicable	0	0	Not Applicable	0	Not Applicable			
1	See Above	1401	WOOD ST	See Above	10/31/2016	Not Applicable	Rain	Y	See Above	0	Not Applicable	0	Not Applicable	0	Not Applicable	0	Not Applicable	0	Not Applicable	0	0	Not Applicable	0	Not Applicable			
1	See Above	1401	WOOD ST	See Above	11/18/2016	Not Applicable	Rain	Y	See Above	0	Not Applicable	0	Not Applicable	0	Not Applicable	0	Not Applicable	0	Not Applicable	0	0	Not Applicable	0	Not Applicable			
1	See Above	1401	WOOD ST	See Above	11/21/2016	Not Applicable	clear	N	See Above	0	Not Applicable	0	Not Applicable	0	Not Applicable	0	Not Applicable	0	Not Applicable	0	0	Not Applicable	0	Not Applicable			
1	See Above	1401	WOOD ST	See Above	11/22/2016	Not Applicable	Rain	Y	See Above	0	Not Applicable	0	Not Applicable	0	Not Applicable	0	Not Applicable	0	Not Applicable	0	0	Not Applicable	0	Not Applicable			

**City of Oakland
Summary of Construction Site Control Inspections
Private Projects
FY 2016-2017**

1 Enter 1 per inspection	2 Enter 1 for each site	3 Number	4 Site Name	5 DATE			8 Weather	9 Rain & Runoff Y/N	10 > 1 acre	11-16 Problems and Resolution (Resolution Options: Problem Fixed, Need More Time, Escalate Enforcement)						17 Illicit Discharge (R19)	18 Comments (Problem & Resolution))	19 Enforcement Level (R21)	20-21 Violation Corrected? (Y/N/TBD)								
				First Inspection	Inspection	Site Fully Stabilized				Erosion (R13)	Sediment (R14)	Run-on & Runoff (R15)	Active Treatment (R16)	Site Mgt. (R17)	Non S/W Mgt (R18)				10 Days	30 Days							
1	See Above	1401	WOOD ST	See Above	11/28/2016	Not Applicable	Rain	Y	See Above	0	Not Applicable	0	Not Applicable	0	Not Applicable	1	Problem Fixed	0	Not Applicable	0	Not Applicable	Partial: INSP EROSION CTRLS CONTR WORKING ON WOOD ST WITHOUT PUTTING OUT MAN AT WORK SIGNS FOR FLAGMEN MOVE EQUIPMENT + VEH'S OFF THE ST FOR TODAY NEXT VIOLATION WILL RESULT IN A FINE	1	1	YES	0	Not Applicable
1	See Above	1401	WOOD ST	See Above	12/5/2016	Not Applicable	clear	N	See Above	0	Not Applicable	0	Not Applicable	0	Not Applicable	0	Not Applicable	0	Not Applicable	0	Not Applicable	Partial: INSP ST. LT. FOUNDATIONS ON WOOD ST + 16TH ST	0	0	Not Applicable	0	Not Applicable
1	See Above	1401	WOOD ST	See Above	12/8/2016	Not Applicable	Rain	Y	See Above	0	Not Applicable	0	Not Applicable	0	Not Applicable	1	Problem Fixed	0	Not Applicable	0	Not Applicable	Partial: INSP EROSION CTRLS - 16TH ST + WOOD ST THE STREET NEEDS POT HOLES PAVED INCLUDING REMOVING ALL SEDIMENT FROM THE STREET + SIDEWALKS SECURE WORK AREAS	1	1	YES	0	Not Applicable
1	See Above	1401	WOOD ST	See Above	12/22/2016	Not Applicable	clear	N	See Above	0	Not Applicable	0	Not Applicable	0	Not Applicable	0	Not Applicable	0	Not Applicable	0	Not Applicable	Problem Fixed: Date: 12/22/2016 Contractor has made all corrections per the correction notice.	0	0	Not Applicable	0	Not Applicable
1	See Above	1401	WOOD ST	See Above	2/27/2017	Not Applicable	Rain	Y	See Above	0	Not Applicable	0	Not Applicable	0	Not Applicable	1	Problem Fixed	0	Not Applicable	0	Not Applicable	Partial: Inspect bldg. # 2. The sidewalk I/F/O unit #21 is cracked & broken. The contractor will have to repair the damaged flags 18.5" wide x 9ft long on a temp bases today. To make permanent repairs the contractor will have to remove 6ft wide x 11.0ft	1	1	YES	0	Not Applicable
1	See Above	1401	WOOD ST	See Above	3/15/2017	Not Applicable	clear	N	See Above	0	Not Applicable	0	Not Applicable	0	Not Applicable	1	Not Applicable	0	Not Applicable	0	Not Applicable	Partial: Inspected 3 C&G corner returns, One at the S/E corner of 16th St & Wood St has two M.H.'s lids in the gutter pan. The contractor will have to pour a separate collar around each man hole neck ring before pouring the curb & gutter pan.	1	1	YES	0	Not Applicable
1	See Above	1401	WOOD ST	See Above	5/15/2017	Not Applicable	clear	N	See Above	0	Not Applicable	0	Not Applicable	0	Not Applicable	0	Not Applicable	0	Not Applicable	0	Not Applicable	Partial: Inspect asphalt removal and pumping soil underneath the a/c. The contractor has run into a problem with a PG&E plastic gas service installed over the top of a storm drain pipe less than 36" of ground cover the pipe without a concrete cap. The con	0	0	Not Applicable	0	Not Applicable
1	See Above	1401	WOOD ST	See Above	5/17/2017	Not Applicable	clear	N	See Above	0	Not Applicable	0	Not Applicable	0	Not Applicable	1	Problem Fixed	0	Not Applicable	0	Not Applicable	Partial: Inspect cl II removal underneath a/c because the rock and dirt in some areas has pumping condition, ground movement on Wood St between 14th St & 16th St. Sub-Contractor MCI was obstructing the intersection of 14th St & Wood St with trucks and tra	1	1	YES	0	Not Applicable
1	See Above	1401	WOOD ST	See Above	5/17/2017	Not Applicable	clear	N	See Above	0	Not Applicable	0	Not Applicable	0	Not Applicable	1	Problem Fixed	0	Not Applicable	0	Not Applicable	Partial: Inspect sidewalk compaction on Wood St between 16th St & 15th St, remove all loose cl II aggregate before pouring on Thur.	1	1	YES	0	Not Applicable
1	See Above	1401	WOOD ST	See Above	5/19/2017	Not Applicable	clear	N	See Above	0	Not Applicable	0	Not Applicable	0	Not Applicable	0	Not Applicable	0	Not Applicable	0	Not Applicable	Partial: Talked with Supt. Scott and Foremen, No work on Sat unless approved by the C/O/O first. PG&E Engineer gave the contractor direction to install a concrete slurry cap, then install a 4'x5' steel plate on top of the slurry cap. The gas service did	0	0	Not Applicable	0	Not Applicable
1	See Above	1401	WOOD ST	See Above	5/23/2017	Not Applicable	clear	N	See Above	0	Not Applicable	0	Not Applicable	0	Not Applicable	0	Not Applicable	0	Not Applicable	0	Not Applicable	Partial: Inspect s/w poured on Wood St & 15th St, OK. Contractor also poured Curb Ramp on the N/E corner with out inspection, the next violation will result in removal of all uninspected work. Inspect concrete cap installed over PR&E gas service less than	0	0	Not Applicable	0	Not Applicable
1	See Above	1401	WOOD ST	See Above	5/24/2017	Not Applicable	clear	N	See Above	0	Not Applicable	0	Not Applicable	0	Not Applicable	1	Problem Fixed	0	Not Applicable	0	Not Applicable	Partial: Inspect cl II aggregate regarding compaction on Wood St. Contractor needs to remove all rocks and old street materials from around existing structure frames before pouring new concrete collars. Contractor will submit a letter from the G.O.T clea	1	1	YES	0	Not Applicable

**City of Oakland
Summary of Construction Site Control Inspections
Private Projects
FY 2016-2017**

1 Enter 1 per inspection	2 Enter 1 for each site	3 Number	4 Site Name	5 DATE			8 Weather	9 Rain & Runoff Y/N	10 > 1 acre	11-18 Problems and Resolution (Resolution Options: Problem Fixed, Need More Time, Escalate Enforcement)							17 Illicit Discharge (R19)	18 Comments (Problem & Resolution))	19 Enforcement Level (R21)	20-21 Violation Corrected? (Y/N/TBD)						
				5 First Inspection	6 Inspection	7 Site Fully Stabilized				11 Erosion (R13)	12 Sediment (R14)	13 Run-on & Runoff (R15)	14 Active Treatment (R16)	15 Site Mgt. (R17)	16 Non S/W Mgt (R18)	20 10 Days				21 30 Days						
1	See Above	1401	WOOD ST	See Above	5/25/2017	Not Applicable	clear	N	See Above	0	Not Applicable	0	Not Applicable	0	Not Applicable	0	Not Applicable	0	Not Applicable	0	Partial: Inspect cl II aggregate compaction on the S/W and street at 15th & Wood St .The contractor will wait until Fri before digging out the cl II aggregate to pour the (3) concrete collars.	0	0	Not Applicable	0	Not Applicable
1	See Above	1401	WOOD ST	See Above	5/30/2017	Not Applicable	clear	N	See Above	0	Not Applicable	0	Not Applicable	0	Not Applicable	0	Not Applicable	0	Not Applicable	0	Partial: Inspect cl II aggregate rock compaction on the S/W at the corner of 16th St & Wood St, OK to pour concrete. Inspect the compaction on Wood St. between 14th St & 16th St., Ok to A/C pave on WED, after 7:00 A.M.	0	0	Not Applicable	0	Not Applicable
1	See Above	1401	WOOD ST	See Above	5/31/2017	Not Applicable	clear	N	See Above	0	Not Applicable	0	Not Applicable	0	Not Applicable	0	Not Applicable	0	Not Applicable	0	Partial: Inspect first lift 3/4" A/C paving , put down on Wood St between 14th St. & 16th St. Remove wasted Diesel fuel mid block on Wood St . before paving over that area. Do not open Wood St. until all paving is 100% completed, including installing flo	0	0	Not Applicable	0	Not Applicable
1	See Above	1401	WOOD ST	See Above	6/13/2017	Not Applicable	clear	N	See Above	0	Not Applicable	0	Not Applicable	0	Not Applicable	0	Not Applicable	0	Not Applicable	0	Partial: Inspect C/G compaction & forms on 16th St I/F/O the Hotel, OK to pour. Inspect the sidewalk compaction on Wood St between 14th & 15th St, after removing loose cl II aggregate, OK to pour. The carpenters working for the general contractor can no	0	0	Not Applicable	0	Not Applicable
1	See Above	1401	WOOD ST	See Above	6/21/2017	5/29/2015	clear	N	See Above	0	Not Applicable	0	Not Applicable	0	Not Applicable	0	Not Applicable	0	Not Applicable	0	Partial: Inspect S/W compaction and forms on 14th ST & Wood St mid block. Remove all loose CL ii aggregate from the corners & around the curb boxes, OK to pour on Thursday. #2) On the S/E corner of 16th St. and Wood St, remove additional Gutter Pan flag	0	0	Not Applicable	0	Not Applicable

No. of sites disturbing ≥ 1 acre: 11

Total # of Inspections
770

Total # of Sites
142

EC Violations 2 SC Violations 5 R&R Violations 2 AT Violations 0 SM Violations 155 NS Violations 1 ID Violations 1

Total violations:

166

For all violations, percentage in each category:

1% 3% 1% 0% 93% 1% 1%

Corrected in 30 days
Timely corrections 166

Corrected in 30 days
Timely corrections 100%
For all violations, percentages corrected as follows: 100% 0%

ATTACHMENT C.6.2

City of Oakland

Summary of Construction Site Control Inspections

PUBLIC PROJECTS

FY 2016-2017

**City of Oakland
Summary of Construction Site Control Inspections
Public Projects
FY 2016-2017**

1	2	3	4	5	6			9	10	11	12-18						18	20	21		22									
					Project Name	City Project Number	Report Type				DATE			Weather	Rain & Runoff Y/N	> 1 acre			Problems and Resolution (Resolution Options: Problem Fixed, Need More Time, Escalate Enforcement)						Illicit Discharge (R19)	Comments (Problem & Resolution)	Enforcement Level (R21)	Violation Corrected? (Y/N/TBD) & Date Correction Verified		
											First Inspection	Inspection	Site Fully Stabilized						Erosion (R13)	Sediment (R14)		Run-on & Runoff (R15)	Active Treatmt (R16)	Site Mgt. (R17)				Non S/W Mgt (R18)	10 Days	30 Days
1	1	14th Ave Streetscape	C402310	Rain Event	10/30/2015	10/14/2016	Not Applicable	Cloudy w/ light rain 70's	Y	1	0	Not Applicable	0	Not Applicable	0	Not Applicable	0	Not Applicable	0	Not Applicable	0	Not Applicable	Light rain for next few days. Checked site for inlet protection and erosion controls. All inlets protected with filter fabric and straw waddle. Stockpiles for base rock covered.	0	0	Not Applicable	0	Not Applicable		
1	See Above	14th Ave Streetscape	C402310	Rain Event	See Above	10/28/2016	Not Applicable	Cloudy w/ rain 70's	Y	See Above	0	Not Applicable	0	Not Applicable	0	Not Applicable	1	Problem Fixed	0	Not Applicable	0	Not Applicable	Weather shows 0.5" rain. Site secured with straw wattles and stockpile is covered. Drainage inlets to be maintained on daily basis to prevent clogging.	1	1	YES 10/28/2016	0	Not Applicable		
1	See Above	14th Ave Streetscape	C402310	Pre Rain	See Above	11/18/2016	Not Applicable	Cloudy w/ light rain high 60's	Y	See Above	0	Not Applicable	0	Not Applicable	0	Not Applicable	0	Not Applicable	0	Not Applicable	0	Not Applicable	Weather shows rain with some fog over weekend. Inlets are relatively clean from debris. Stockpiles covered.	0	0	Not Applicable	0	Not Applicable		
1	See Above	14th Ave Streetscape	C402310	Rain Event	See Above	11/22/2016	Not Applicable	Cloudy 60's rain	Y	See Above	0	Not Applicable	0	Not Applicable	0	Not Applicable	1	Problem Fixed	0	Not Applicable	0	Not Applicable	0.3" rain per report. Buildup around inlets cleaned after verbal warning. Stockpiles are covered and straw wattles effective.	1	1	YES 11/22/2016	0	Not Applicable		
1	See Above	14th Ave Streetscape	C402310	Rain Event	See Above	11/28/2016	Not Applicable	Cloudy 60's rain	Y	See Above	0	Not Applicable	0	Not Applicable	0	Not Applicable	1	Problem Fixed	0	Not Applicable	0	Not Applicable	Rain began 11/26 Saturday. About 0.5" total fell over weekend. Buildup of debris around inlets to be cleared. Stockpiles and straw wattles in good condition.	1	1	YES 11/28/2016	0	Not Applicable		
1	See Above	14th Ave Streetscape	C402310	Pre Rain	See Above	12/6/2016	Not Applicable	Cloudy mid 50's, light rain	Y	See Above	0	Not Applicable	0	Not Applicable	0	Not Applicable	0	Not Applicable	0	Not Applicable	0	Not Applicable	Weather shows weeklong storm approaching. Reviewed site weather controls in place. Reminded contractor to perform daily inspection of inlets from street debris.	0	0	Not Applicable	0	Not Applicable		
1	See Above	14th Ave Streetscape	C402310	Rain Event	See Above	12/14/2016	Not Applicable	Cloudy mid 50's, windy, and rain	Y	See Above	0	Not Applicable	0	Not Applicable	0	Not Applicable	0	Not Applicable	0	Not Applicable	0	Not Applicable	Heavy Rain downpour. Inlets are draining slowly because of filter materials. No blockage from debris.	0	0	Not Applicable	0	Not Applicable		
1	See Above	14th Ave Streetscape	C402310	Rain Event	See Above	12/23/2016	Not Applicable	Prtly Cldy, 50's, windy rain	Y	See Above	0	Not Applicable	0	Not Applicable	0	Not Applicable	1	Problem Fixed	0	Not Applicable	0	Not Applicable	Weather report shows about 0.8" rain. Cold and windy site. Asked contractor to keep all drainage inlets flowing and change filter materials for holiday break.	1	1	YES 12/23/2016	0	Not Applicable		
1	See Above	14th Ave Streetscape	C402310	Pre Rain	See Above	12/18/2015	Not Applicable	Cloudy and cold 50's, windy 30mph	N	See Above	0	Not Applicable	0	Not Applicable	0	Not Applicable	0	Not Applicable	0	Not Applicable	0	Not Applicable	All inlets protected, stockpiles are covered. Preparation for weeklong storm event include renewing straw wattles and clearing filters for runoff.	0	0	Not Applicable	0	Not Applicable		
1	See Above	14th Ave Streetscape	C402310	Rain Event	See Above	1/2/2017	Not Applicable	Cloudy 50's, raining	Y	See Above	0	Not Applicable	0	Not Applicable	0	Not Applicable	1	Problem Fixed	0	Not Applicable	0	Not Applicable	Light rains expected to continue for the week. Daily monitoring of site requested of contractor due to large amounts of leaves being trapped by inlet filters.	1	1	YES 1/2/2017	0	Not Applicable		
1	See Above	14th Ave Streetscape	C402310	Rain Event	See Above	1/9/2017	Not Applicable	Cloudy 50's, windy and raining	Y	See Above	0	Not Applicable	0	Not Applicable	0	Not Applicable	1	Problem Fixed	0	Not Applicable	0	Not Applicable	Heavy rain over weekend. Thunderstorms and winds. Contractor still on notice to maintain all inlets clear from debris. Stockpiles covered. Sandbags and straw waddle added near some inlets to help trap leaves.	1	1	YES 1/9/2017	0	Not Applicable		
1	See Above	14th Ave Streetscape	C402310	Pre Rain	See Above	1/16/2017	Not Applicable	Cloudy 50s	N	See Above	0	Not Applicable	0	Not Applicable	0	Not Applicable	0	Not Applicable	0	Not Applicable	0	Not Applicable	Storm event reported upcoming. Site secured by contractor. Daily monitoring to be performed for forecast storm.	0	0	Not Applicable	0	Not Applicable		
1	See Above	14th Ave Streetscape	C402310	Post Rain	See Above	1/24/2017	Not Applicable	Cloudy 50's,	Y	See Above	0	Not Applicable	0	Not Applicable	0	Not Applicable	0	Not Applicable	0	Not Applicable	0	Not Applicable	About 2" rain over the past week. All storm controls will need to be refreshed. Contractor has maintained site cleanliness. No signs of erosion or construction runoff.	0	0	Not Applicable	0	Not Applicable		

**City of Oakland
Summary of Construction Site Control Inspections
Public Projects
FY 2016-2017**

1	2	3	4	5	6			9	10	11	12						18	19	20		21		22							
					Project Name	City Project Number	Report Type				DATE			Weather	Rain & Runoff Y/N	> 1 acre			Problems and Resolution (Resolution Options: Problem Fixed, Need More Time, Escalate Enforcement)						Illicit Discharge (R19)	Comments (Problem & Resolution)	Enforcement Level (R21)	Violation Corrected? (Y/N/TBD) & Date Correction Verified		
											First Inspection	Inspection	Site Fully Stabilized						Erosion (R13)	Sediment (R14)	Run-on & Runoff (R15)	Active Treatmt (R16)		Site Mgt. (R17)				Non S/W Mgt (R18)	10 Days	30 Days
1	See Above	14th Ave Streetscape	C402310	Rain Event	See Above	2/1/2017	Not Applicable	Cloudy with Rain, 60's	Y	See Above	0	Not Applicable	0	Not Applicable	0	Not Applicable	0	Not Applicable	0	Not Applicable	0	Not Applicable	0	0	Not Applicable	0	Not Applicable			
1	See Above	14th Ave Streetscape	C402310	Post Rain	See Above	2/13/2017	Not Applicable	Partly Cloudy 60's	N	See Above	0	Not Applicable	0	Not Applicable	0	Not Applicable	1	Problem Fixed	0	Not Applicable	0	Not Applicable	1	1	YES 2/13/2017	0	Not Applicable			
1	See Above	14th Ave Streetscape	C402310	Pre Rain	See Above	2/16/2017	Not Applicable	Cloudy	N	See Above	0	Not Applicable	0	Not Applicable	0	Not Applicable	0	Not Applicable	0	Not Applicable	0	Not Applicable	0	0	Not Applicable	0	Not Applicable			
1	See Above	14th Ave Streetscape	C402310	Rain Event	See Above	2/22/2017	Not Applicable	Cloudy, 60's, Rain	Y	See Above	0	Not Applicable	0	Not Applicable	0	Not Applicable	0	Not Applicable	0	Not Applicable	0	Not Applicable	0	0	Not Applicable	0	Not Applicable			
1	See Above	14th Ave Streetscape	C402310	Rain Event	See Above	3/6/2017	Not Applicable	Cloudy, 60's, Rain	Y	See Above	0	Not Applicable	0	Not Applicable	0	Not Applicable	0	Not Applicable	0	Not Applicable	0	Not Applicable	0	0	Not Applicable	0	Not Applicable			
1	See Above	14th Ave Streetscape	C402310	Rain Event	See Above	3/20/2017	Not Applicable	Cloudy, 60's, Rain	Y	See Above	0	Not Applicable	0	Not Applicable	0	Not Applicable	1	Problem Fixed	0	Not Applicable	0	Not Applicable	1	1	YES 3/20/2017	0	Not Applicable			
1	See Above	14th Ave Streetscape	C402310	Rain Event	See Above	3/24/2017	Not Applicable	Cloudy, 60's	Y	See Above	0	Not Applicable	0	Not Applicable	0	Not Applicable	0	Not Applicable	0	Not Applicable	0	Not Applicable	0	0	Not Applicable	0	Not Applicable			
1	See Above	14th Ave Streetscape	C402310	Pre Rain	See Above	4/5/2017	Not Applicable	Partly Cloudy, 70's	N	See Above	0	Not Applicable	0	Not Applicable	0	Not Applicable	0	Not Applicable	0	Not Applicable	0	Not Applicable	0	0	Not Applicable	0	Not Applicable			
1	See Above	14th Ave Streetscape	C402310	Rain Event	See Above	4/11/2017	Not Applicable	Partly Cloudy, 60's	Y	See Above	0	Not Applicable	0	Not Applicable	0	Not Applicable	0	Not Applicable	0	Not Applicable	0	Not Applicable	0	0	Not Applicable	0	Not Applicable			
1	See Above	14th Ave Streetscape	C402310	Pre Rain	See Above	4/17/2017	Not Applicable	Cloudy, Rain, 60's	Y	See Above	0	Not Applicable	0	Not Applicable	0	Not Applicable	0	Not Applicable	0	Not Applicable	0	Not Applicable	0	0	Not Applicable	0	Not Applicable			
1	See Above	14th Ave Streetscape	C402310	Post Rain	See Above	6/8/2017	Not Applicable	Partly Cloudy, 70's	Y	See Above	0	Not Applicable	0	Not Applicable	0	Not Applicable	1	Problem Fixed	0	Not Applicable	0	Not Applicable	1	1	YES 6/8/2017	0	Not Applicable			
1	1	E. 27th Sinkhole Repair	1003393	Daily	2/24/2017	2/24/2017	Not Applicable	Clear	N	0	0	Not Applicable	0	Not Applicable	0	Not Applicable	0	Not Applicable	0	Not Applicable	0	Not Applicable	0	0	Not Applicable	0	Not Applicable			
1	See Above	E. 27th Sinkhole Repair	1003393	Daily	See Above	3/6/2017	Not Applicable	Rain	Y	0	0	Not Applicable	0	Not Applicable	1	Problem Fixed	0	Not Applicable	0	Not Applicable	0	Not Applicable	1	1	YES 3/6/2017	0	Not Applicable			
1	See Above	E. 27th Sinkhole Repair	1003393	Daily	See Above	3/9/2017	Not Applicable	Clear	N	0	0	Not Applicable	0	Not Applicable	0	Not Applicable	0	Not Applicable	0	Not Applicable	0	Not Applicable	0	0	Not Applicable	0	Not Applicable			

**City of Oakland
Summary of Construction Site Control Inspections
Public Projects
FY 2016-2017**

1	2	3	4	5	6			9	10	11	12-18						19	20	21		22									
					Project Name	City Project Number	Report Type				DATE			Weather	Rain & Runoff Y/N	> 1 acre			Problems and Resolution (Resolution Options: Problem Fixed, Need More Time, Escalate Enforcement)						Illicit Discharge (R19)	Comments (Problem & Resolution)	Enforcement Level (R21)	Violation Corrected? (Y/N/TBD) & Date Correction Verified		
											First Inspection	Inspection	Site Fully Stabilized						Erosion (R13)	Sediment (R14)		Run-on & Runoff (R15)	Active Treatmt (R16)	Site Mgt. (R17)				Non S/W Mgt (R18)	10 Days	30 Days
1	See Above	E. 27th Sinkhole Repair	1003393	Daily	See Above	3/14/2017	Not Applicable	Clear	N	0	0	Not Applicable	0	Not Applicable	0	Not Applicable	0	Not Applicable	0	Not Applicable	0	Not Applicable	Contractor completed connection of sewer lateral, swept remaining debris off roadway, restored fencing around creek. All SWPPPs and BMPs acceptable.	0	0	Not Applicable	0	Not Applicable		
1	See Above	E. 27th Sinkhole Repair	1003393	Daily	See Above	3/20/2017	Not Applicable	Clear	N	0	0	Not Applicable	0	Not Applicable	0	Not Applicable	0	Not Applicable	0	Not Applicable	0	Not Applicable	No work. All BMPS and SWPPPs OK.	0	0	Not Applicable	0	Not Applicable		
1	See Above	E. 27th Sinkhole Repair	1003393	Daily	See Above	3/30/2017	3/30/2017	Clear	N	0	0	Not Applicable	0	Not Applicable	0	Not Applicable	0	Not Applicable	0	Not Applicable	0	Not Applicable	Contracting finished installing concrete sidewalk by creek. All BMPs and SWPPPs acceptable.	0	0	Not Applicable	0	Not Applicable		
1	1	Broadway/Keith	C369520	Daily	9/14/2016	9/14/2016	Not Applicable	Clear	N	1	0	Not Applicable	0	Not Applicable	0	Not Applicable	0	Not Applicable	0	Not Applicable	0	Not Applicable	Secure site for grinding operation. Start to install storm drain protection.	0	0	Not Applicable	0	Not Applicable		
1	See Above	Broadway/Keith	C369520	Daily	See Above	9/15/2016	Not Applicable	Clear	N	See Above	0	Not Applicable	0	Not Applicable	0	Not Applicable	1	Problem Fixed	0	Not Applicable	0	Not Applicable	Instructed contractor verbally to finish install of all storm drain protection at inlets as grinding operation begins today. Contractor had inlets of final inlets protected by mid-morning.	1	1	YES 9/15/2016	0	Not Applicable		
1	See Above	Broadway/Keith	C369520	Daily	See Above	10/6/2016	Not Applicable	Clear	N	See Above	0	Not Applicable	0	Not Applicable	0	Not Applicable	1	Problem Fixed	0	Not Applicable	0	Not Applicable	As new curb and gutter is formed, contracted was given verbal to secure filter fabric at inlets along Broadway below ped bridge. Correction on same day.	1	1	YES 10/6/2016	0	Not Applicable		
1	See Above	Broadway/Keith	C369520	Daily	See Above	11/16/2016	Not Applicable	Clear	N	See Above	0	Not Applicable	0	Not Applicable	0	Not Applicable	0	Not Applicable	0	Not Applicable	0	Not Applicable	New detour road opened. Reminded contractor to have all inlets with storm drain protection.	0	0	Not Applicable	0	Not Applicable		
1	See Above	Broadway/Keith	C369520	Pre-Rain	See Above	1/17/17	Not Applicable	Cloudy	N	See Above	0	Not Applicable	0	Not Applicable	0	Not Applicable	0	Not Applicable	0	Not Applicable	0	Not Applicable	Reminded G&B to check inlets before the scheduled rains	0	0	Not Applicable	0	Not Applicable		
1	See Above	Broadway/Keith	C369520	Rain Event	See Above	1/23/17	Not Applicable	Cloudy	N	See Above	0	Not Applicable	0	Not Applicable	0	Not Applicable	0	Not Applicable	0	Not Applicable	0	Not Applicable	Site inspected and BMPs in place.	0	0	Not Applicable	0	Not Applicable		
1	See Above	Broadway/Keith	C369520	Rain Event	See Above	2/6/17	Not Applicable	Rain	N	See Above	0	Not Applicable	0	Not Applicable	0	Not Applicable	0	Not Applicable	0	Not Applicable	0	Not Applicable	Site stabilized and BMPs in place.	0	0	Not Applicable	0	Not Applicable		
1	See Above	Broadway/Keith	C369520	Daily	See Above	3/8/17	3/8/17	Cloudy	N	See Above	0	Not Applicable	0	Not Applicable	0	Not Applicable	0	Not Applicable	0	Not Applicable	0	Not Applicable	Routine site inspection. BMPs in place.	0	0	Not Applicable	0	Not Applicable		
1	1	Embarcadero Bridge	G121810	Construction Start-up	8/16/2016	8/16/2016	Not Applicable	Fair	N	1	0	Not Applicable	1	Problem Fixed	0	Not Applicable	0	Not Applicable	1	Problem Fixed	0	Not Applicable	Streets need to be swept, Silt fence installation in process, Fiber roll installation in progress	1	2	YES 8/19/2016	0	Not Applicable		
1	See Above	Embarcadero Bridge	G121810	weekly	See Above	8/24/2016	Not Applicable	Fair	N	See Above	0	Not Applicable	1	Problem Fixed	0	Not Applicable	0	Not Applicable	1	Problem Fixed	0	Not Applicable	need silt fence installation completed, protect DI on westside of bridge, continue sweeping east abutment, TCE installed on east, adjacent property has homeless & corresponding trash, water brings in trash.	1	2	YES 8/26/2016	0	Not Applicable		
1	See Above	Embarcadero Bridge	G121810	weekly	See Above	8/31/2016	Not Applicable	Fair	N	See Above	0	Not Applicable	0	Not Applicable	0	Not Applicable	1	Problem Fixed	0	Not Applicable	0	Not Applicable	need silt fence @ west side & under bridge, DI protection on west side, dust control, transients leave trash in adjacent lot.	1	1	YES 9/5/2016	0	Not Applicable		

**City of Oakland
Summary of Construction Site Control Inspections
Public Projects
FY 2016-2017**

1	2	3	4	5	6			9	10	11	12						18	19	20	21		22									
					Project Name	City Project Number	Report Type				DATE			Weather	Rain & Runoff Y/N	> 1 acre				Problems and Resolution (Resolution Options: Problem Fixed, Need More Time, Escalate Enforcement)						Illicit Discharge (R19)	Comments (Problem & Resolution)	Enforcement Level (R21)	Violation Corrected? (Y/N/TBD) & Date Correction Verified		
											First Inspection	Inspection	Site Fully Stabilized							Erosion (R13)	Sediment (R14)		Run-on & Runoff (R15)	Active Treatmt (R16)	Site Mgt. (R17)				Non S/W Mgt (R18)	10 Days	30 Days
1	See Above	Embarcadero Bridge	G121810	QSD Monthly Inpsection Report	See Above	9/1/2016	Not Applicable	Fair	N	See Above	0	Not Applicable	0	Not Applicable	1	Problem Fixed	0	Not Applicable	0	Not Applicable	0	Not Applicable	0	Not Applicable	2	1	YES 9/5/2016	0	Not Applicable		
1	See Above	Embarcadero Bridge	G121810	weekly	See Above	9/9/2016	Not Applicable	Fair	N	See Above	0	Not Applicable	1	Problem Fixed	0	Not Applicable	0	Not Applicable	1	Problem Fixed	0	Not Applicable	0	Not Applicable	1	2	YES 9/13/2016	0	Not Applicable		
1	See Above	Embarcadero Bridge	G121810	weekly	See Above	9/16/2016	Not Applicable	Fair	N	See Above	0	Not Applicable	0	Not Applicable	0	Not Applicable	1	Problem Fixed	0	Not Applicable	0	Not Applicable	0	Not Applicable	1	1	YES 9/19/2016	0	Not Applicable		
1	See Above	Embarcadero Bridge	G121810	weekly	See Above	9/23/2016	Not Applicable	Fair	N	See Above	0	Not Applicable	0	Not Applicable	0	Not Applicable	1	Problem Fixed	0	Not Applicable	0	Not Applicable	0	Not Applicable	1	1	YES 9/27/2016	0	Not Applicable		
1	See Above	Embarcadero Bridge	G121810	QSD Monthly Inpsection Report	See Above	10/6/2016	Not Applicable	fair	N	See Above	0	Not Applicable	1	Problem Fixed	0	Not Applicable	0	Not Applicable	1	Problem Fixed	0	Not Applicable	0	Not Applicable	2	2	YES 10/7/2016	0	Not Applicable		
1	See Above	Embarcadero Bridge	G121810	weekly	See Above	10/6/2016	Not Applicable	Fair	N	See Above	0	Not Applicable	1	Problem Fixed	0	Not Applicable	0	Not Applicable	0	Not Applicable	0	Not Applicable	0	Not Applicable	1	1	10/7/2016	0	Not Applicable		
1	See Above	Embarcadero Bridge	G121810	Pre Rain	See Above	10/13/2016	Not Applicable	Cloudy 40% chance of rain	N	See Above	0	Not Applicable	0	Not Applicable	0	Not Applicable	0	Not Applicable	0	Not Applicable	0	Not Applicable	0	Not Applicable	0	0	Not Applicable	0	Not Applicable		
1	See Above	Embarcadero Bridge	G121810	Rain	See Above	10/14/2016	Not Applicable	Rain	Y	See Above	0	Not Applicable	0	Not Applicable	1	Problem Fixed	0	Not Applicable	0	Not Applicable	0	Not Applicable	0	Not Applicable	1	1	YES 10/14/2016	0	Not Applicable		
1	See Above	Embarcadero Bridge	G121810	Post Rain	See Above	10/14/2016	Not Applicable	Cloudy	N	See Above	0	Not Applicable	0	Not Applicable	0	Not Applicable	0	Not Applicable	0	Not Applicable	0	Not Applicable	0	Not Applicable	0	0	Not Applicable	0	Not Applicable		
1	See Above	Embarcadero Bridge	G121810	QSD Monthly Inpsection Report	See Above	11/3/2016	Not Applicable	fair	N	See Above	0	Not Applicable	0	Not Applicable	0	Not Applicable	1	Problem Fixed	1	Problem Fixed	0	Not Applicable	0	Not Applicable	2	2	YES 11/7/2016	0	Not Applicable		

**City of Oakland
Summary of Construction Site Control Inspections
Public Projects
FY 2016-2017**

1	2	3	4	5	6			9	10	11	12-18						18	19	20		21		22							
					Project Name	City Project Number	Report Type				DATE			Weather	Rain & Runoff Y/N	> 1 acre			Problems and Resolution (Resolution Options: Problem Fixed, Need More Time, Escalate Enforcement)						Illicit Discharge (R19)	Comments (Problem & Resolution)	Enforcement Level (R21)	Violation Corrected? (Y/N/TBD) & Date Correction Verified		
											First Inspection	Inspection	Site Fully Stabilized						Erosion (R13)	Sediment (R14)	Run-on & Runoff (R15)	Active Treatmt (R16)		Site Mgt. (R17)				Non S/W Mgt (R18)	10 Days	30 Days
1	See Above	Embarcadero Bridge	G121810	QSD Monthly Inpsection Report	See Above	12/1/2017	Not Applicable	Fair	N	See Above	0	Not Applicable	1	Problem Fixed	0	Not Applicable	0	Not Applicable	1	Problem Fixed	0	Not Applicable	0	Not Applicable	2	2	YES 12/7/2016	0	Not Applicable	
1	See Above	Embarcadero Bridge	G121810	Pre Rain	See Above	12/7/2016	Not Applicable	Cloudy 70% chance of rain	N	See Above	0	Not Applicable	0	Not Applicable	0	Not Applicable	0	Not Applicable	1	Problem Fixed	0	Not Applicable	0	Not Applicable	1	1	YES 12/7/2016	0	Not Applicable	
1	See Above	Embarcadero Bridge	G121810	Pre Rain	See Above	12/14/2016	Not Applicable	Cloudy 80% chance of rain	N	See Above	0	Not Applicable	0	Not Applicable	0	Not Applicable	0	Not Applicable	0	Not Applicable	0	Not Applicable	0	Not Applicable	0	0	Not Applicable	0	Not Applicable	
1	See Above	Embarcadero Bridge	G121810	Post Rain	See Above	12/16/2016	Not Applicable	Cloudy	N	See Above	0	Not Applicable	0	Not Applicable	0	Not Applicable	0	Not Applicable	0	Not Applicable	0	Not Applicable	0	Not Applicable	0	0	Not Applicable	0	Not Applicable	
1	See Above	Embarcadero Bridge	G121810	Pre Rain	See Above	12/21/2016	Not Applicable	Cloudy 80% chance of rain	N	See Above	0	Not Applicable	0	Not Applicable	0	Not Applicable	0	Not Applicable	1	Problem Fixed	0	Not Applicable	0	Not Applicable	1	1	YES 12/21/2016	0	Not Applicable	
1	See Above	Embarcadero Bridge	G121810	Rain	See Above	1/3/2017	Not Applicable	Cloudy 100% chnace of rain	Y	See Above	0	Not Applicable	0	Not Applicable	0	Not Applicable	0	Not Applicable	0	Not Applicable	0	Not Applicable	0	Not Applicable	0	0	Not Applicable	0	Not Applicable	
1	See Above	Embarcadero Bridge	G121810	Post Rain	See Above	1/4/2017	Not Applicable	Fair	N	See Above	0	Not Applicable	0	Not Applicable	0	Not Applicable	0	Not Applicable	1	Problem Fixed	0	Not Applicable	0	Not Applicable	1	1	YES 1/4/2017	0	Not Applicable	
1	See Above	Embarcadero Bridge	G121810	Pre Rain	See Above	1/6/2017	Not Applicable	Cloudy 100% chance of rain	N	See Above	0	Not Applicable	1	Problem Fixed	0	Not Applicable	0	Not Applicable	1	Problem Fixed	0	Not Applicable	0	Not Applicable	1	2	YES 1/6/2017	0	Not Applicable	
1	See Above	Embarcadero Bridge	G121810	Rain	See Above	1/10/2017	Not Applicable	rain	Y	See Above	0	Not Applicable	0	Not Applicable	0	Not Applicable	0	Not Applicable	1	Problem Fixed	0	Not Applicable	0	Not Applicable	1	1	YES 1/10/2017	0	Not Applicable	
1	See Above	Embarcadero Bridge	G121810	Post Rain	See Above	1/11/2017	Not Applicable	Fair	N	See Above	0	Not Applicable	1	Problem Fixed	0	Not Applicable	0	Not Applicable	1	Problem Fixed	0	Not Applicable	0	Not Applicable	1	2	YES 1/11/2017	0	Not Applicable	

**City of Oakland
Summary of Construction Site Control Inspections
Public Projects
FY 2016-2017**

1	2	3	4	5	6			9	10	11	12-17						18	19	20	21		22									
					Project Name	City Project Number	Report Type				DATE			Weather	Rain & Runoff Y/N	> 1 acre				Problems and Resolution (Resolution Options: Problem Fixed, Need More Time, Escalate Enforcement)						Illicit Discharge (R19)	Comments (Problem & Resolution)	Enforcement Level (R21)	Violation Corrected? (Y/N/TBD) & Date Correction Verified		
											First Inspection	Inspection	Site Fully Stabilized							Erosion (R13)	Sediment (R14)		Run-on & Runoff (R15)	Active Treatmt (R16)	Site Mgt. (R17)				Non S/W Mgt (R18)	10 Days	30 Days
1	See Above	Embarcadero Bridge	G121810	QSD Monthly Inpsection Report	See Above	1/12/2017	Not Applicable	Rain	Y	See Above	0	Not Applicable	0	Not Applicable	0	Not Applicable	1	Problem Fixed	0	Not Applicable	0	Not Applicable	2	1	YES 1/16/2017	0	Not Applicable				
1	See Above	Embarcadero Bridge	G121810	Pre Rain	See Above	1/17/2017	Not Applicable	Cloudy 80% chance of rain	N	See Above	0	Not Applicable	1	Problem Fixed	0	Not Applicable	0	Not Applicable	1	Problem Fixed	0	Not Applicable	0	Not Applicable	1	2	YES 1/17/2017	0	Not Applicable		
1	See Above	Embarcadero Bridge	G121810	Pre Rain	See Above	1/20/2017	Not Applicable	Cloudy 90% chance of rain	N	See Above	0	Not Applicable	1	Problem Fixed	0	Not Applicable	0	Not Applicable	1	Problem Fixed	0	Not Applicable	0	Not Applicable	1	2	YES 1/20/2017	0	Not Applicable		
1	See Above	Embarcadero Bridge	G121810	Post Rain	See Above	1/23/2017	Not Applicable	Fair	N	See Above	0	Not Applicable	0	Not Applicable	0	Not Applicable	0	Not Applicable	1	Problem Fixed	0	Not Applicable	0	Not Applicable	1	1	YES 1/23/2017	0	Not Applicable		
1	See Above	Embarcadero Bridge	G121810	Pre Rain	See Above	2/7/2017	Not Applicable	Cloudy 100% chance of rain	N	See Above	0	Not Applicable	0	Not Applicable	0	Not Applicable	0	Not Applicable	1	Problem Fixed	0	Not Applicable	0	Not Applicable	1	1	YES 2/7/2017	0	Not Applicable		
1	See Above	Embarcadero Bridge	G121810	Rain/Post Rain	See Above	2/9/2017	Not Applicable	Rain	Y	See Above	0	Not Applicable	0	Not Applicable	0	Not Applicable	0	Not Applicable	1	Problem Fixed	0	Not Applicable	0	Not Applicable	1	1	YES 2/9/2017	0	Not Applicable		
1	See Above	Embarcadero Bridge	G121810	QSD Monthly Inpsection Report	See Above	2/9/2017	Not Applicable	Rain	Y	See Above	0	Not Applicable	0	Not Applicable	0	Not Applicable	0	Not Applicable	1	Problem Fixed	0	Not Applicable	0	Not Applicable	2	1	YES 2/9/2017	0	Not Applicable		
1	See Above	Embarcadero Bridge	G121810	Pre Rain	See Above	2/16/2017	Not Applicable	Cloudy 80% chance of rain	N	See Above	0	Not Applicable	0	Not Applicable	0	Not Applicable	0	Not Applicable	1	Problem Fixed	0	Not Applicable	0	Not Applicable	1	1	YES 2/16/2017	0	Not Applicable		
1	See Above	Embarcadero Bridge	G121810	Post Rain	See Above	2/22/2017	Not Applicable	fair	N	See Above	0	Not Applicable	0	Not Applicable	0	Not Applicable	0	Not Applicable	0	Not Applicable	0	Not Applicable	0	Not Applicable	0	0	Not Applicable	0	Not Applicable		
1	See Above	Embarcadero Bridge	G121810	QSD Monthly Inpsection Report	See Above	3/2/2017	Not Applicable	Fair	N	See Above	0	Not Applicable	0	Not Applicable	0	Not Applicable	0	Not Applicable	1	Problem Fixed	0	Not Applicable	0	Not Applicable	2	1	YES 3/6/2017	0	Not Applicable		
1	See Above	Embarcadero Bridge	G121810	weekly	See Above	3/17/2017	Not Applicable	Fair	N	See Above	0	Not Applicable	0	Not Applicable	0	Not Applicable	0	Not Applicable	1	Problem Fixed	0	Not Applicable	0	Not Applicable	1	1	YES 3/17/2017	0	Not Applicable		
1	See Above	Embarcadero Bridge	G121810	weekly	See Above	3/21/2017	Not Applicable	Fair	N	See Above	0	Not Applicable	0	Not Applicable	0	Not Applicable	0	Not Applicable	1	Problem Fixed	0	Not Applicable	0	Not Applicable	1	1	YES 3/21/2017	0	Not Applicable		
1	See Above	Embarcadero Bridge	G121810	Pre Rain	See Above	4/5/2017	Not Applicable	Cloudy 80% chance of rain	N	See Above	0	Not Applicable	1	Problem Fixed	0	Not Applicable	0	Not Applicable	1	Problem Fixed	0	Not Applicable	0	Not Applicable	1	2	YES 1/17/2017	0	Not Applicable		
1	See Above	Embarcadero Bridge	G121810	Rain	See Above	4/7/2017	Not Applicable	rain	Y	See Above	0	Not Applicable	0	Not Applicable	0	Not Applicable	0	Not Applicable	1	Problem Fixed	0	Not Applicable	0	Not Applicable	1	1	YES 4/10/2017	0	Not Applicable		

**City of Oakland
Summary of Construction Site Control Inspections
Public Projects
FY 2016-2017**

1	2	3	4	5	6			9	10	11	12						18	19	20	21		22									
					Project Name	City Project Number	Report Type				DATE			Weather	Rain & Runoff Y/N	> 1 acre				Problems and Resolution (Resolution Options: Problem Fixed, Need More Time, Escalate Enforcement)						Illicit Discharge (R19)	Comments (Problem & Resolution)	Enforcement Level (R21)	Violation Corrected? (Y/N/TBD) & Date Correction Verified		
											First Inspection	Inspection	Site Fully Stabilized							Erosion (R13)	Sediment (R14)		Run-on & Runoff (R15)	Active Treatmt (R16)	Site Mgt. (R17)				Non S/W Mgt (R18)	10 Days	30 Days
1	See Above	Embarcadero Bridge	G121810	QSD Monthly Inpsection Report	See Above	4/7/2017	Not Applicable	Fair	N	See Above	0	Not Applicable	1	Problem Fixed	0	Not Applicable	0	Not Applicable	0	Not Applicable	0	Not Applicable	0	Not Applicable	2	1	YES 4/11/2017	0	Not Applicable		
1	See Above	Embarcadero Bridge	G121810	Pre Rain	See Above	4/11/2017	Not Applicable	Cloudy 80% chance of rain	N	See Above	0	Not Applicable	1	Problem Fixed	0	Not Applicable	0	Not Applicable	1	Problem Fixed	0	Not Applicable	0	Not Applicable	1	2	YES 4/11/2017	0	Not Applicable		
1	See Above	Embarcadero Bridge	G121810	Pre Rain	See Above	4/14/2017	Not Applicable	Cloudy 60% chance of rain	N	See Above	0	Not Applicable	0	Not Applicable	0	Not Applicable	0	Not Applicable	0	Not Applicable	0	Not Applicable	0	Not Applicable	0	0	Not Applicable	0	Not Applicable		
1	See Above	Embarcadero Bridge	G121810	QSD Monthly Inpsection Report	See Above	5/8/2017	Not Applicable	Fair	Y	See Above	0	Not Applicable	0	Not Applicable	0	Not Applicable	0	Not Applicable	0	Not Applicable	0	Not Applicable	0	Not Applicable	0	0	Not Applicable	0	Not Applicable		
1	See Above	Embarcadero Bridge	G121810	QSD Monthly Inpsection Report	See Above	6/9/2017	Not Applicable	Fair	Y	See Above	0	Not Applicable	1	Problem Fixed	0	Not Applicable	0	Not Applicable	1	Problem Fixed	0	Not Applicable	0	Not Applicable	2	2	YES 6/12/2017	0	Not Applicable		
1	See Above	Embarcadero Bridge	G121810	QSD Monthly Inpsection Report	See Above	7/7/2017	Not Applicable	Fair	Y	See Above	0	Not Applicable	1	Problem Fixed	0	Not Applicable	0	Not Applicable	0	Not Applicable	0	Not Applicable	0	Not Applicable	2	1	YES 7/10/2017	0	Not Applicable		
1	1	Foothill/Seminary Streetscape	C429610	Rain Event	8/19/2014	2/3/2017	Not Applicable	Rain	Y	1	0	Not Applicable	0	Not Applicable	0	Not Applicable	0	Not Applicable	0	Not Applicable	0	Not Applicable	0	Not Applicable	0	0	Not Applicable	0	Not Applicable		
1	See Above	Foothill/Seminary Streetscape	C429610	Rain Event	See Above	2/7/2017	Not Applicable	Rain	Y	See Above	0	Not Applicable	0	Not Applicable	0	Not Applicable	0	Not Applicable	0	Not Applicable	0	Not Applicable	0	Not Applicable	0	0	Not Applicable	0	Not Applicable		
1	See Above	Foothill/Seminary Streetscape	C429610	Rain Event	See Above	2/16/2017	Not Applicable	Rain	Y	See Above	0	Not Applicable	0	Not Applicable	0	Not Applicable	0	Not Applicable	0	Not Applicable	0	Not Applicable	0	Not Applicable	0	0	Not Applicable	0	Not Applicable		
1	See Above	Foothill/Seminary Streetscape	C429610	Rain Event	See Above	2/17/2017	Not Applicable	Rain	Y	See Above	0	Not Applicable	0	Not Applicable	0	Not Applicable	0	Not Applicable	0	Not Applicable	0	Not Applicable	0	Not Applicable	0	0	Not Applicable	0	Not Applicable		
1	See Above	Foothill/Seminary Streetscape	C429610	Clear	See Above	3/1/2017	Not Applicable	Clear, Sunny	N	See Above	0	Not Applicable	0	Not Applicable	0	Not Applicable	0	Not Applicable	0	Not Applicable	0	Not Applicable	0	Not Applicable	0	0	Not Applicable	0	Not Applicable		
1	1	Lakeside Green Streets	C393910	Rain Event	12/8/2016	12/8/16	Not Applicable	Rain 0.72"	Y	1	0	Not Applicable	0	Not Applicable	0	Not Applicable	0	Not Applicable	0	Not Applicable	0	Not Applicable	0	Not Applicable	0	0	Not Applicable	0	Not Applicable		
1	See Above	Lakeside Green Streets	C393910	Rain Event	See Above	12/9/16	Not Applicable	Rain 0.09"	Y	See Above	0	Not Applicable	0	Not Applicable	0	Not Applicable	0	Not Applicable	0	Not Applicable	0	Not Applicable	0	Not Applicable	0	0	Not Applicable	0	Not Applicable		

**City of Oakland
Summary of Construction Site Control Inspections
Public Projects
FY 2016-2017**

1	2	3	4	5	6			9	10	11	12-18						19	20	21-22										
					Project Name	City Project Number	Report Type				DATE			Weather	Rain & Runoff Y/N	> 1 acre			Problems and Resolution (Resolution Options: Problem Fixed, Need More Time, Escalate Enforcement)						Illicit Discharge (R19)	Comments (Problem & Resolution)	Enforcement Level (R21)	Violation Corrected? (Y/N/TBD) & Date Correction Verified	
											First Inspection	Inspection	Site Fully Stabilized						Erosion (R13)	Sediment (R14)	Run-on & Runoff (R15)	Active Treatmt (R16)	Site Mgt. (R17)	Non S/W Mgt (R18)				10 Days	30 Days
1	See Above	Lakeside Green Streets	C393910	Rain Event	See Above	12/15/16	Not Applicable	Rain 1.73"	Y	See Above	0	Not Applicable	0	Not Applicable	0	Not Applicable	0	Not Applicable	0	Not Applicable	0	Not Applicable	Project has been suspended until temporary traffic signal timing is approved. Until then traffic control cannot be implemented to commence construction.	0	0	Not Applicable	0	Not Applicable	
1	See Above	Lakeside Green Streets	C393910	Rain Event	See Above	1/3/17	Not Applicable	Rain 0.74"	Y	See Above	0	Not Applicable	0	Not Applicable	0	Not Applicable	0	Not Applicable	0	Not Applicable	0	Not Applicable	Project has been suspended until temporary traffic signal timing is approved. Until then traffic control cannot be implemented to commence construction.	0	0	Not Applicable	0	Not Applicable	
1	See Above	Lakeside Green Streets	C393910	Rain Event	See Above	1/4/17	Not Applicable	Rain 0.81"	Y	See Above	0	Not Applicable	0	Not Applicable	0	Not Applicable	0	Not Applicable	0	Not Applicable	0	Not Applicable	Project has been suspended until temporary traffic signal timing is approved. Until then traffic control cannot be implemented to commence construction.	0	0	Not Applicable	0	Not Applicable	
1	See Above	Lakeside Green Streets	C393910	Rain Event	See Above	1/9/17	Not Applicable	Rain 0.51"	Y	See Above	0	Not Applicable	0	Not Applicable	0	Not Applicable	0	Not Applicable	0	Not Applicable	0	Not Applicable	Project has been suspended until temporary traffic signal timing is approved. Until then traffic control cannot be implemented to commence construction.	0	0	Not Applicable	0	Not Applicable	
1	See Above	Lakeside Green Streets	C393910	Rain Event	See Above	1/10/17	Not Applicable	Rain 2.11"	Y	See Above	0	Not Applicable	0	Not Applicable	0	Not Applicable	0	Not Applicable	0	Not Applicable	0	Not Applicable	Project has been suspended until temporary traffic signal timing is approved. Until then traffic control cannot be implemented to commence construction.	0	0	Not Applicable	0	Not Applicable	
1	See Above	Lakeside Green Streets	C393910	Rain Event	See Above	1/11/17	Not Applicable	Rain 0.36"	Y	See Above	0	Not Applicable	0	Not Applicable	0	Not Applicable	0	Not Applicable	0	Not Applicable	0	Not Applicable	Project has been suspended until temporary traffic signal timing is approved. Until then traffic control cannot be implemented to commence construction.	0	0	Not Applicable	0	Not Applicable	
1	See Above	Lakeside Green Streets	C393910	Rain Event	See Above	1/12/17	Not Applicable	Rain 0.17"	Y	See Above	0	Not Applicable	0	Not Applicable	0	Not Applicable	0	Not Applicable	0	Not Applicable	0	Not Applicable	Project has been suspended until temporary traffic signal timing is approved. Until then traffic control cannot be implemented to commence construction.	0	0	Not Applicable	0	Not Applicable	
1	See Above	Lakeside Green Streets	C393910	Rain Event	See Above	1/18/17	Not Applicable	Rain 0.93"	Y	See Above	0	Not Applicable	0	Not Applicable	0	Not Applicable	0	Not Applicable	0	Not Applicable	0	Not Applicable	Temporary traffic control measures implemented on Monday 1/16/17. No construction has commenced.	0	0	Not Applicable	0	Not Applicable	
1	See Above	Lakeside Green Streets	C393910	Rain Event	See Above	1/19/17	Not Applicable	Rain 0.21"	Y	See Above	0	Not Applicable	0	Not Applicable	0	Not Applicable	0	Not Applicable	0	Not Applicable	0	Not Applicable	Temporary traffic control measures implemented on Monday 1/16/17. No construction has commenced.	0	0	Not Applicable	0	Not Applicable	
1	See Above	Lakeside Green Streets	C393910	Rain Event	See Above	1/20/17	Not Applicable	Rain 0.37"	Y	See Above	0	Not Applicable	0	Not Applicable	0	Not Applicable	0	Not Applicable	0	Not Applicable	0	Not Applicable	Walked entire project. No corrections required.	0	0	Not Applicable	0	Not Applicable	
1	See Above	Lakeside Green Streets	C393910	Rain Event	See Above	1/23/17	Not Applicable	Rain 0.59"	Y	See Above	0	Not Applicable	0	Not Applicable	0	Not Applicable	0	Not Applicable	0	Not Applicable	0	Not Applicable	Walked entire project. No corrections required.	0	0	Not Applicable	0	Not Applicable	
1	See Above	Lakeside Green Streets	C393910	Rain Event	See Above	2/2/17	Not Applicable	Rain 0.07"	Y	See Above	0	Not Applicable	0	Not Applicable	0	Not Applicable	0	Not Applicable	0	Not Applicable	0	Not Applicable	Walked entire project. No corrections required.	0	0	Not Applicable	0	Not Applicable	
1	See Above	Lakeside Green Streets	C393910	Rain Event	See Above	2/3/17	Not Applicable	Rain 0.15"	Y	See Above	0	Not Applicable	0	Not Applicable	0	Not Applicable	0	Not Applicable	0	Not Applicable	0	Not Applicable	Walked entire project. No corrections required.	0	0	Not Applicable	0	Not Applicable	
1	See Above	Lakeside Green Streets	C393910	Rain Event	See Above	2/6/17	Not Applicable	Rain 0.14"	Y	See Above	0	Not Applicable	0	Not Applicable	0	Not Applicable	0	Not Applicable	0	Not Applicable	0	Not Applicable	Walked entire project. No corrections required.	0	0	Not Applicable	0	Not Applicable	
1	See Above	Lakeside Green Streets	C393910	Rain Event	See Above	2/7/17	Not Applicable	Rain 0.97"	Y	See Above	0	Not Applicable	0	Not Applicable	0	Not Applicable	0	Not Applicable	0	Not Applicable	0	Not Applicable	Walked entire project. No corrections required.	0	0	Not Applicable	0	Not Applicable	
1	See Above	Lakeside Green Streets	C393910	Rain Event	See Above	2/8/17	Not Applicable	Rain 0.53"	Y	See Above	0	Not Applicable	0	Not Applicable	0	Not Applicable	0	Not Applicable	0	Not Applicable	0	Not Applicable	Walked entire project. No corrections required.	0	0	Not Applicable	0	Not Applicable	
1	See Above	Lakeside Green Streets	C393910	Rain Event	See Above	2/9/17	Not Applicable	Rain 0.23"	Y	See Above	0	Not Applicable	0	Not Applicable	0	Not Applicable	0	Not Applicable	0	Not Applicable	0	Not Applicable	Walked entire project. No corrections required.	0	0	Not Applicable	0	Not Applicable	
1	See Above	Lakeside Green Streets	C393910	Rain Event	See Above	2/10/17	Not Applicable	Rain 0.63"	Y	See Above	0	Not Applicable	0	Not Applicable	0	Not Applicable	0	Not Applicable	0	Not Applicable	0	Not Applicable	Walked entire project. No corrections required.	0	0	Not Applicable	0	Not Applicable	

**City of Oakland
Summary of Construction Site Control Inspections
Public Projects
FY 2016-2017**

1	2	3	4	5	6			9	10	11	12						18	19	20	21		22								
					Project Name	City Project Number	Report Type				DATE		Weather	Rain & Runoff Y/N	> 1 acre	Problems and Resolution (Resolution Options: Problem Fixed, Need More Time, Escalate Enforcement)							Illicit Discharge (R19)	Comments (Problem & Resolution)	Enforcement Level	Violation Corrected? (Y/N/TBD) & Date Correction Verified				
											First Inspection	Inspection				Site Fully Stabilized				Erosion (R13)	Sediment (R14)					Run-on & Runoff (R15)	Active Treatmt (R16)	Site Mgt. (R17)	Non S/W Mgt (R18)	10 Days
1	See Above	Lakeside Green Streets	C393910	Rain Event	See Above	2/16/17	Not Applicable	Rain 0.15"	Y	See Above	0	Not Applicable	0	Not Applicable	0	Not Applicable	0	Not Applicable	0	Not Applicable	0	Not Applicable	0	0	Not Applicable	0	Not Applicable			
1	See Above	Lakeside Green Streets	C393910	Rain Event	See Above	2/17/17	Not Applicable	Rain 0.26"	Y	See Above	0	Not Applicable	0	Not Applicable	0	Not Applicable	0	Not Applicable	0	Not Applicable	0	Not Applicable	0	0	Not Applicable	0	Not Applicable			
1	See Above	Lakeside Green Streets	C393910	Rain Event	See Above	2/21/17	Not Applicable	Rain 1.59"	Y	See Above	0	Not Applicable	0	Not Applicable	0	Not Applicable	0	Not Applicable	0	Not Applicable	0	Not Applicable	0	0	Not Applicable	0	Not Applicable			
1	See Above	Lakeside Green Streets	C393910	Rain Event	See Above	3/6/17	Not Applicable	Rain 0.27"	Y	See Above	0	Not Applicable	0	Not Applicable	0	Not Applicable	0	Not Applicable	0	Not Applicable	0	Not Applicable	0	0	Not Applicable	0	Not Applicable			
1	See Above	Lakeside Green Streets	C393910	Rain Event	See Above	3/21/17	Not Applicable	Rain 0.48"	Y	See Above	0	Not Applicable	0	Not Applicable	0	Not Applicable	0	Not Applicable	0	Not Applicable	0	Not Applicable	0	0	Not Applicable	0	Not Applicable			
1	See Above	Lakeside Green Streets	C393910	Rain Event	See Above	3/22/17	Not Applicable	Rain 0.48"	Y	See Above	0	Not Applicable	0	Not Applicable	0	Not Applicable	0	Not Applicable	0	Not Applicable	0	Not Applicable	0	0	Not Applicable	0	Not Applicable			
1	See Above	Lakeside Green Streets	C393910	Rain Event	See Above	4/7/17	Not Applicable	Rain 0.95"	Y	See Above	0	Not Applicable	0	Not Applicable	0	Not Applicable	0	Not Applicable	0	Not Applicable	0	Not Applicable	0	0	Not Applicable	0	Not Applicable			
1	See Above	Lakeside Green Streets	C393910	Rain Event	See Above	4/13/17	Not Applicable	Rain 0.24"	Y	See Above	0	Not Applicable	0	Not Applicable	0	Not Applicable	0	Not Applicable	0	Not Applicable	0	Not Applicable	0	0	Not Applicable	0	Not Applicable			
1	See Above	Lakeside Green Streets	C393910	Rain Event	See Above	4/14/17	Not Applicable	Rain 0.10"	Y	See Above	0	Not Applicable	0	Not Applicable	0	Not Applicable	0	Not Applicable	0	Not Applicable	0	Not Applicable	0	0	Not Applicable	0	Not Applicable			
1	See Above	Lakeside Green Streets	C393910	Rain Event	See Above	4/17/17	Not Applicable	Rain 0.23"	Y	See Above	0	Not Applicable	0	Not Applicable	0	Not Applicable	0	Not Applicable	0	Not Applicable	0	Not Applicable	0	0	Not Applicable	0	Not Applicable			
1	1	Oakland Army Base (OAB) Redevelopment Project	NA	Routine	1/23/2014	7/11/2016	Not Applicable	Clear Sunny	N	1	0	Not Applicable	1	Problem Fixed	0	Not Applicable	0	Not Applicable	1	Problem Fixed	0	Not Applicable	0	1	2	YES 7/17/2016	0	Not Applicable		
1	See Above	Oakland Army Base (OAB) Redevelopment Project	NA	Routine	See Above	8/26/2016	Not Applicable	Sunny, cloudy	N	See Above	0	Not Applicable	1	Problem Fixed	0	Not Applicable	0	Not Applicable	1	Problem Fixed	0	Not Applicable	0	1	2	YES 8/27/2016	0	Not Applicable		
1	See Above	Oakland Army Base (OAB) Redevelopment Project	NA	Routine	See Above	9/6/2016	Not Applicable	Sunny	N	See Above	0	Not Applicable	1	Problem Fixed	0	Not Applicable	0	Not Applicable	1	Problem Fixed	0	Not Applicable	0	1	2	YES 9/7/2016	0	Not Applicable		
1	See Above	Oakland Army Base (OAB) Redevelopment Project	NA	Pre-rain	See Above		Not Applicable	Sunny, cloudy	N	See Above	0	Not Applicable	1	Problem Fixed	0	Not Applicable	0	Not Applicable	0	Not Applicable	0	Not Applicable	0	2	1	YES 7/17/2017	0	Not Applicable		
1	See Above	Oakland Army Base (OAB) Redevelopment Project	NA	Routine, pre-rain	See Above		Not Applicable	Sunny	N	See Above	0	Not Applicable	1	Problem Fixed	0	Not Applicable	0	Not Applicable	0	Not Applicable	0	Not Applicable	0	1	1	11/11/2016	0	Not Applicable		

**City of Oakland
Summary of Construction Site Control Inspections
Public Projects
FY 2016-2017**

1	2	3	4	5	6			9	10	11	12-18						19	20	21		22									
					Project Name	City Project Number	Report Type				DATE			Weather	Rain & Runoff Y/N	> 1 acre			Problems and Resolution (Resolution Options: Problem Fixed, Need More Time, Escalate Enforcement)						Illicit Discharge (R19)	Comments (Problem & Resolution)	Enforcement Level (R21)	Violation Corrected? (Y/N/TBD) & Date Correction Verified		
											First Inspection	Inspection	Site Fully Stabilized						Erosion (R13)	Sediment (R14)		Run-on & Runoff (R15)	Active Treatmt (R16)	Site Mgt. (R17)				Non S/W Mgt (R18)	10 Days	30 Days
1	See Above	Oakland Army Base (OAB) Redevelopment Project	NA	During rain	See Above	12/22/2016	Not Applicable	Cloudy, rainy	Y	See Above	1	Problem Fixed	1	Problem Fixed	0	Not Applicable	1	Problem Fixed	1	Problem Fixed	0	Not Applicable	0	Not Applicable	1	4	YES 12/22/2016	0	Not Applicable	
1	See Above	Oakland Army Base (OAB) Redevelopment Project	NA	Pre-rain	See Above		Not Applicable	Cloudy	N	See Above	0	Not Applicable	1	Problem Fixed	0	Not Applicable	0	Not Applicable	0	Not Applicable	0	Not Applicable	0	Not Applicable	1	1	YES 1/19/2017	0	Not Applicable	
1	See Above	Oakland Army Base (OAB) Redevelopment Project	NA	Pre-rain	See Above		Not Applicable	Cloudy	N	See Above	0	Not Applicable	1	Problem Fixed	0	Not Applicable	0	Not Applicable	0	Not Applicable	0	Not Applicable	0	Not Applicable	1	1	YES 2/22/2017	0	Not Applicable	
1	See Above	Oakland Army Base (OAB) Redevelopment Project	NA	Routine	See Above	3/13/2017	Not Applicable	Sunny	N	See Above	0	Not Applicable	1	Problem Fixed	0	Not Applicable	0	Not Applicable	1	Problem Fixed	0	Not Applicable	0	Not Applicable	1	2	YES 3/13/2017	0	Not Applicable	
1	See Above	Oakland Army Base (OAB) Redevelopment Project	NA	Pre-rain	See Above	4/26/2017	Not Applicable	Cloudy	N	See Above	0	Not Applicable	1	Problem Fixed	0	Not Applicable	0	Not Applicable	0	Not Applicable	0	Not Applicable	0	Not Applicable	1	1	YES 4/26/2017	0	Not Applicable	
1	See Above	Oakland Army Base (OAB) Redevelopment Project	NA	Routine	See Above	5/27/2017	Not Applicable	Sunny	N	See Above	0	Not Applicable	1	Problem Fixed	0	Not Applicable	0	Not Applicable	1	Problem Fixed	0	Not Applicable	0	Not Applicable	1	2	YES 5/29/2017	0	Not Applicable	
1	See Above	Oakland Army Base (OAB) Redevelopment Project	NA	Routine	See Above	6/5/2017	Not Applicable	Sunny	N	See Above	0	Not Applicable	1	Problem Fixed	0	Not Applicable	0	Not Applicable	1	Problem Fixed	0	Not Applicable	0	Not Applicable	1	2	YES 6/5/2017	0	Not Applicable	

**City of Oakland
Summary of Construction Site Control Inspections
Public Projects
FY 2016-2017**

1 Enter 1 per inspection	2 Enter 1 for each site	3 Project Name	4 City Project Number	5 Report Type	6 DATE			9 Weather	10 Rain & Runoff Y/N	11 > 1 acre	12-17 Problems and Resolution (Resolution Options: Problem Fixed, Need More Time, Escalate Enforcement)						18 Illicit Discharge (R19)	19 Comments (Problem & Resolution)	20 Enforcement Level (R21)	21-22 Violation Corrected? (Y/N/TBD) & Date Correction Verified					
					6 First Inspection	7 Inspection	8 Site Fully Stabilized				12 Erosion (R13)	13 Sediment (R14)	14 Run-on & Runoff (R15)	15 Active Treatmt (R16)	16 Site Mgt. (R17)	17 Non S/W Mgt (R18)				21 10 Days	22 30 Days				
																						21 10 Days	22 30 Days		
1	See Above	Oakland Army Base (OAB) Redevelopment Project	NA	Routine	See Above	6/20/2017	Not Applicable	Sunny	N	See Above	0	Not Applicable	1	Problem Fixed	0	Not Applicable	0	Not Applicable	0	Not Applicable	1	2	YES 6/20/17	0	Not Applicable

No. of sites disturbing ≥ 1 acre: **7**

Total # Inspections: **158**
Total # Sites: **8**

EC Violations: **1** SC Violations: **28** R&R Violations: **3** AT Violations: **1** SM Violations: **48** NS Violations: **2** ID Violations: **0**

83

1 % **34** % **4** % **1** % **58** % **2** %

Timely corrections: **83** Corrected in 30 days: **0**

For all violations, percentages corrected as follows: **100** % Corrected in 30 days: **0** %

ATTACHMENT C.7.1

City of Oakland

**Volunteer Summary for Adopt a Spot and
Community Clean-Up Events**

FY 2016-2017

City of Oakland
Volunteer Clean Up Totals
Adopt a Spot, Adopt a Park, Community Clean Up, Team Oakland & Adopt a Creek
FY 2016-2017

Table 1. Monthly Summary of Adopt a Spot, Adopt a Park, Community Clean Up, and Team Oakland Events, Volunteer Hours and Estimated Gallons of Trash Removed:

Month	Program	Events	Hours	Estimated Gallons of Trash Removed
July				
	Adopt a Park	134	933	270
	Adopt a Spot	348	3,192	1,485
	Community Clean Up	15	1,338	0
	Team Oakland	130	400	43,770
July Total		627	5,863	45,525
August				
	Adopt a Park	207	1,024	300
	Adopt a Spot	362	3,246	2,385
	Community Clean Up	4	468	0
	Team Oakland	110	400	36,090
August Total		683	5,138	38,775
September				
	Adopt a Park	245	2,037	270
	Adopt a Spot	409	3,387	1,710
	Community Clean Up	7	470	0
September Total		661	5,894	1,980
October				
	Adopt a Park	228	1,339	1,650
	Adopt a Spot	422	3,760	1,020
	Community Clean Up	6	750	9,750
October Total		656	5,849	12,420
November				
	Adopt a Park	219	1,143	630
	Adopt a Spot	426	3,878	2,370
	Community Clean Up	4	228	0
November Total		649	5,249	3,000
December				
	Adopt a Park	196	1,129	360
	Adopt a Spot	408	3,849	1,140
	Community Clean Up	6	593	3,000

Month	Program	Events	Hours	Estimated Gallons of Trash Removed
December Total		610	5,570	4,500
January				
	Adopt a Park	236	1,700	450
	Adopt a Spot	418	3,614	1,560
	Community Clean Up	12	4,779	3,000
January Total		666	10,093	5,010
February				
	Adopt a Park	228	1,337	1,110
	Adopt a Spot	426	3,629	3,270
	Community Clean Up	3	420	900
February Total		657	5,386	5,280
March				
	Adopt a Park	252	1,344	4,131
	Adopt a Spot	436	3,661	8,222
	Community Clean Up	5	430	1,500
March Total		693	5,435	13,853
April				
	Adopt a Park	239	1,405	1,959
	Adopt a Spot	443	3,650	2,096
	Community Clean Up	4	265	0
April Total		686	5,319	4,055
May				
	Adopt a Park	252	1,574	770
	Adopt a Spot	446	3,670	3,857
	Community Clean Up	6	628	4,500
May Total		704	5,872	9,126
June				
	Adopt a Park	246	1,314	1,278
	Adopt a Spot	442	3,714	2,747
	Community Clean Up	7	780	2,040
June Total		695	5,808	6,065
	Adopt a Spot/Park Total	7,668	59,526	45,038
	Grand Total	7,987	71,475	149,588

Table 2: Summary of total events, volunteer hours and estimated gallons of trash removed through Adopt a Creek, Park and Spot, Community Clean Up, and Team Oakland:

Program	Events	Hours	Estimated Gallons of Trash Removed
Adopt a Creek	1,069	27,321	29,508
Adopt a Park	2,682	16,279	13,178
Adopt a Spot	4,986	43,248	31,860
Community Clean Up	79	11,149	24,690
Team Oakland	240	800	79,860
On-Land - Adopt a Spot Program Total	7,668	59,526	45,038
Grand Total	9,056	98,796	179,096

Table 3: City of Oakland Adopt a Creek Totals – FY 16/17

Adopt a Creek	Events	Hours	Estimated Gallons of Trash Removed
Arroyo Viejo Creek	12	720	0
Courtland Creek	564	1,824	0
Glen Echo Creek	109	1,113	15
Harwood Creek	60	1,152	0
Horseshoe Creek	97	192	90
Lake Merritt	345	5,792	6,480
Lake Merritt	1	1	60
Lake Merritt	1	45	150
Lake Merritt Channel	24	720	5,400
Lion Creek	30	554	1,770
Peralta Creek	21	421	480
Sausal Creek	740	10,985	2,550
Seminary Creek	4	80	1590
Shoreline	49	3,492	12,000
Temescal Creek	1	230	513
Grand Total	2,058	27,321	29,508

ATTACHMENT C.7.2

City of Oakland

School Age Outreach Summary

FY 2016-2017

**City of Oakland
School Age Outreach
FY 2016-2017**

Date	Name	Group	Type (field/classroom)	# of Participants	Grade Level	Outreach focus
July 2016	Lake Merritt Institute	Temple Sinai	class & field	15	kindergarten	watershed awareness activites
September 2016	Lake Merritt Institute	St. Paul's Episcopal School	class	52	Middle School mixed	watershed awareness activites
September 2016	Lake Merritt Institute	Laney College	class	20	College geography class	watershed awareness activites
September 2016	Lake Merritt Institute	Park Day Middle School	class & field	14	Middle School mixed	watershed awareness activites
November 2016	Lake Merritt Institute	Redwood Day School	class & field	28	4th grade	watershed awareness activites
November 2016	Lake Merritt Institute	Redwood Day School	class & field	28	4th grade	watershed awareness activites
January 2017	Lake Merritt Institute	Park Day Middle School	class & field	15	Middle School mixed	watershed awareness activites
February 2017	Lake Merritt Institute	Light House Charter School	class & field	40	6th grade	watershed awareness activites
February 2017	Lake Merritt Institute	Melrose Academy	class & field	24	3rd grade	watershed awareness activites
March 2017	Lake Merritt Institute	Girl Scouts	class & field	6	Mixed	watershed awareness activites
April 2017	Lake Merritt Institute	Acorn woodland	class & field	51	4th grade	watershed awareness activites
April 2017	Lake Merritt Institute	Holy Names University	class & field	21	College age	watershed awareness activites
May 2017	Lake Merritt Institute	Park Day Middle School	class & field	15	Middle School mixed	watershed awareness activites
June 2017	Lake Merritt Institute	Joaquin Miller Elementary	class & field	30	4th grade	watershed awareness activites
June 2017	Lake Merritt Institute	Franklin Elementary	class & field	30	4th grade	watershed awareness activites
TOTAL				389		

ATTACHMENT C.9.1

City of Oakland

Contractor IPM Certification(s) or Equivalent

www.ecowisecertified.org



Integrated Pest Management

CERTIFICATE OF COMPLETION

Pestec IPM

San Francisco, CA

has successfully completed the requirements for

EcoWise Certified Service Provider

on

June 7, 2016

Certification expires on June 7, 2019

Certificate No. **C-1**
(verify at www.ecowisecertified.org)

Cell Scandone
Senior Regional Planner
Association of Bay Area Governments



Administered by
Association of Bay Area Governments
www.abag.ca.gov

William Quarles
Program Manager
EcoWise Certified

The IPM Institute of North America certifies that

Pestec

1555 Yosemite Ave. #46
San Francisco, CA 94124
www.pestec.com
Luis Agurto, President

is a

GREEN SHIELD CERTIFIED®
Structural Pest Management
Service Provider

meeting a rigorous standard for
Integrated Pest Management
as verified by an independent,
third-party evaluation.

Certificate No. 0002

Expires 1/26/2018



**GREEN
SHIELD
CERTIFIED**

Pest control. Peace of mind.

ATTEST:

A handwritten signature in dark ink, appearing to read 'T. Green'.

Thomas A. Green, Ph.D.
President
IPM Institute of North America, Inc.

GREEN SHIELD CERTIFIED
is a project of the IPM
Institute, an independent
non-profit organization.

Contact us at:
211 S. Paterson St., Ste. 380
Madison, WI 53703
Tel: 888 476-7453
Fax: 608 232-1440
www.greenshieldcertified.org



www.ecowisecertified.org



Integrated Pest Management

CERTIFICATE OF COMPLETION

Applied Pest Management, Inc.

Valejo, CA

has successfully completed the requirements for

EcoWise Certified Service Provider

on

May 24, 2012

Certification expires on May 23, 2015

Certificate No. **C-6**
(verify at www.ecowisecertified.org)

Gail Scandone
Senior Regional Planner
Association of Bay Area Governments



Administered by
Association of Bay Area Governments
www.abag.ca.gov

William Quarles
Program Manager
EcoWise Certified



GREENPRO

Eco-Effective Pest Control

Presenting this certificate of excellence to
Applied Pest Management, Inc.

in acknowledgment of your continuing efforts toward professional excellence and environmental awareness in the pest management industry. You have met the GreenPro testing requirements for eco-effective pest control.

A handwritten signature in black ink, appearing to read "Andrew Albritton", is written over a horizontal line.

official signature



ATTACHMENT C.9.2

Oakland City Council Resolution 59482

OAKLAND CITY COUNCIL

59482

RESOLUTION No. _____ C.M.S.

INTRODUCED BY COUNCILMAN _____

TAL

RESOLUTION ADOPTING POLICIES REGARDING USE OF
CHEMICAL PESTICIDES BY CITY DEPARTMENTS TO
CONTROL UNWANTED PLANT GROWTH, FUNGI AND INSECTS

* * * * *

WHEREAS, the City Council established a Committee of citizens and City staff to study the use and effects of pesticides to control the pest population; and

WHEREAS, the Committee has completed its study of the issues and has developed a series of policies regulating the use of pesticides to control unwanted plant growth, fungi and insects; now therefore, be it

RESOLVED: that City departments, shall, to the fullest extent possible, adopt and implement Integrated Pest Management (IPM) techniques and methods as standard operating procedure to approach pest problems, and employ a combination of control strategies, placing major reliance on those with the least wanted impacts; and be it

FURTHER RESOLVED: that City departments shall consider pest maintenance techniques and use of resistant vegetation to reduce pesticide and other maintenance techniques in the process of planning future parks and replacing vegetation in existing facilities; and be it

FURTHER RESOLVED: that the use of chemical pesticides shall be minimized as much as possible and shall be considered only as a last resort to more environmentally sound alternatives such as cultural and manual pest controls; that the amount and types of chemical pesticides stored and used shall be kept to a minimum; that departments shall develop, maintain and update a list of approved chemicals to be made available to the public; that under no circumstance shall any chemical pesticide be applied in amounts other than those for which it is registered and approved; and be it

FURTHER RESOLVED: that City staff shall keep detailed records of all chemical applications administered by City staff or contractors engaged by the City with such records available for public inspection and reviewed periodically by staff to ensure compliance with relevant rules and regulations; that City departments which employ the use of chemicals shall maintain records of pest-related complaints; and be it

FURTHER RESOLVED: that all City employees engaged in the application of chemical pesticides shall be trained and certified, and provided with adequate supervision and proper safety equipment; and be it

FURTHER RESOLVED: that prior posting of all pesticide applications shall be provided to the public in the form of thirty days advance notice for regular seasonal spraying programs and same day notification for minor or unscheduled applications where notice shall remain for a reasonable period after completion so that the public will be aware of a chemical application in the area; and be it

FURTHER RESOLVED: that community participation shall be sought for the purpose of developing alternatives to chemical pesticides and that City departments will hold public meetings at the community's request to develop options to deal with the pest population and weed problems by means other than chemical pesticides; and be it

FURTHER RESOLVED: that public agencies in Oakland shall be requested to cooperate by adhering to these policies; and be it

FURTHER RESOLVED: that the Committee to study pesticides shall review techniques applied by departments and their contractors in City owned structures for development of a series of recommendations relating to the matter.

100000

CIVIL SERVICE
DEPARTMENT
MUNICIPAL
OF OAKLAND
TO

*
*
*
*
*
*
*
*
*
*

IN COUNCIL, OAKLAND, CALIF., FEB 3 1981, 19

PASSED BY THE FOLLOWING VOTE:

AYES — ENG, GIBSON, GILMORE, MOORE, OGAWA, RILES, SPEES, SUTTER
AND PRESIDENT WILSON — 8

NOES — NONE

ABSENT — COUNCIL MEMBER GILMORE, - 1

ABSTENTION — NONE

ATTACHMENT C.9.3

Oakland City Council Resolution 73968

OAKLAND CITY COUNCIL

RESOLUTION NO. 73968 C. M. S.

REVISED

INTRODUCED BY COUNCILMEMBER _____

RESOLUTION ADOPTING INTEGRATED PEST MANAGEMENT
POLICIES FOR THE CITY OF OAKLAND

WHEREAS, the City recognizes that population levels of certain plants, insects, plant pathogens, vertebrates, and other pests may create a nuisance or threaten the public health and safety, and therefore need to be controlled; and

WHEREAS, the City recognizes that the use of pesticides can present a potential hazard to the citizens of Oakland, City staff and the environment, now therefore be it

RESOLVED: That City departments shall, to the fullest extent possible, adopt and implement Integrated Pest Management (IPM) techniques and methods as standard operating procedures to manage pest problems; and be it

FURTHER RESOLVED: That, effective January 1, 1998, pesticides shall not be used in or on City owned property or facilities, except as specifically exempted by this resolution; and be it

FURTHER RESOLVED: That the only exemptions to the ban on pesticides established herein are as follows:

1. In those instances where the use of pesticides is required to preserve and/or protect human health and safety;
2. The use of swimming pool chemicals, disinfectants, and other antimicrobials;
3. The use of pesticidal soaps, insect growth regulators, microbials, botanicals, synthetic pyrethroids, horticultural oils, and insecticidal bait stations;
4. At municipal golf courses (signage shall be provided warning golfers of the pesticides used, the location, and date of application);
5. At municipal putting and lawn bowling greens (with signage as per 4. above);
6. At the Morcom Rose Garden (with signage as per 4. above);
7. For weed control in the construction of new landscaping and ballfields (with signage as per 4. above);
8. In sports fields, to control gophers, moles, and ground squirrels;
9. In the Oakland Museum of California, to protect museum artifacts, artworks, and collections;

- 10. Around fire hydrants in selected areas where weed growth threatens to obscure them;
- 11. On public streets and rights-of-way maintained by the Public Works Agency; and be it

FURTHER RESOLVED: That exemption 1 above shall only apply to situations that conform to guidelines established by the Alameda County Health Agency, and that herbicide usage is not exempted by exemption 6 above; and be it

FURTHER RESOLVED: That when the use of any pesticide is determined to be necessary, the least hazardous effective available pesticide will be used; and be it

FURTHER RESOLVED: That category 1 pesticides shall not be used on any City property except for the use of aluminum phosphide on sports fields for vertebrate control; and be it

FURTHER RESOLVED: That only pesticides that are approved and registered with the Environmental Protection Agency and by the State of California will be used; and be it

FURTHER RESOLVED: That if contractors are used to apply pesticides, they must be licensed by the State of California as Pest Control Operators; and be it

FURTHER RESOLVED: That public notification of pesticide use be done through signage of areas being treated, marker dyes in sprays, and public education programs; and be it

FURTHER RESOLVED: That City employees are not to bring pesticides from home for use on City property. This includes pesticides that are packaged for home use; and be it

FURTHER RESOLVED: That each City agency have a person designated to be responsible for coordinating pest control issues; and be it

FURTHER RESOLVED: That the Citizens' IPM Advisory Committee shall continue to advise the City Council on pest control practices.

IN COUNCIL, OAKLAND, CALIFORNIA, DEC 16 1997, 19


PASSED BY THE FOLLOWING VOTE:

AYES- BRUNNER, CHANG, DE LA FUENTE, MILEY, NADEL, REID, RUSSO, SPEES AND
PRESIDENT HARRIS - 9

NOES- *None*

ABSENT- *None*

ABSTENTION- *None*

ATTEST: 
CEDA FLOYD
City Clerk and Clerk of the Council
of the City of Oakland, California

ATTACHMENT C.9.4

Oakland City Council Resolution 76254

OAKLAND CITY COUNCIL

RESOLUTION No. 76254 C. M. S.

INTRODUCED BY COUNCILMEMBER _____

MAF

RESOLUTION AUTHORIZING A LIMITED EXEMPTION TO THE INTEGRATED PEST MANAGEMENT POLICY TO USE HERBICIDES ON LANDSCAPED STREET MEDIANS

WHEREAS, in 1997 City Council approved the implementation of a comprehensive Integrated Pest Management (IPM) policy and passed Resolution No. 73968 C.M.S. that prohibited the use of pesticides on City property except as specifically exempted; and

WHEREAS, the Office of Parks and Recreation maintains landscaping in parks, open space, and landscaped street medians; and

WHEREAS, landscaped street medians are typically designed as long and narrow landscaped areas with minimal public use; and

WHEREAS, landscaped street medians are potentially dangerous places for employees performing landscape maintenance work due to erratic and speeding drivers; and

WHEREAS, the closure of certain traffic lanes in order to allow City employees to perform landscape maintenance safely and efficiently causes traffic delays and congestion along major streets; and

WHEREAS, the disadvantages of using gasoline powered string mowers to cut down weeds on street medians outweighs the advantages; and

WHEREAS, the manual removal of weeds is a time consuming and costly method of controlling weed growth that diverts staff resources away from park maintenance activities that are a direct service to the public; now therefore be it

RESOLVED: That the Oakland City Council hereby grants a limited exemption to the Integrated Pest Management policy by allowing limited herbicide use on landscaped street medians to control weeds and undesirable plants; and be it

FURTHER RESOLVED: That the Office of the City Attorney has approved this resolution as to form and legality, and a copy will be on file in the Office of the City Clerk.

I hereby certify that the foregoing is a full, true and correct copy of a Resolution passed by the City Council of the City of Oakland on JAN 30 2001

CEDA FLOYD
City Clerk and Clerk of the Council

Per Onetha Middleton Deputy

ATTACHMENT C.10.1

City of Oakland

Trash Action Plan

CITY OF OAKLAND - TRASH ACTION PLAN

SECTION 1: INTRODUCTION

For fiscal year 2016/2017 (FY 16/17) the City of Oakland attained the 70% trash load reduction mandate (see FY 16/17 Annual Report Section C.10 for description of current actions). This Trash Action Plan outlines the City's plan to achieve future trash load reduction targets of 80% by 2019 and 100% by 2022.

In 2014 the City developed a Long-Term Trash Load Reduction Plan and Assessment Strategy (Long-Term Plan) in compliance with Provision C.10.c of the 2009 Municipal Regional Stormwater NPDES Permit (Order R2-2009-0074). Provision C.10.d of the 2015 Municipal Regional Stormwater NPDES Permit (Order No. R2-2015-0049) (MRP) requires that each Annual Report include a summary of any new revisions to the Long-Term Plan. The Long-Term Plan outlined the key first steps to long term success in the City's trash reduction efforts. This Trash Action Plan is a companion to the Long-Term Plan and provides more details on specific trash reduction projects and programs the City will be implementing to achieve MRP trash load reduction mandates of 80% and 100%.

The City will continue to explore new partnerships and opportunities to reduce trash and to refine its trash control strategy to account for the knowledge gained from implementation of its control measures and trash optimization studies. This Trash Action Plan is intended to be iterative and may be modified in the future, based on information gained through the implementation of trash control measures. The City will report on any revisions to the Trash Action Plan in future Annual Reports.

SECTION 2: PLANNED ACTIONS

The City has a three-part plan to achieve future trash load reduction mandates:

1. Installation of full trash capture devices
2. Implementation of other control measures
3. Program development and research

Table 1 and Table 2 and the following sections describes each of these elements in more detail.

Table 1: Summary of Future Actions

Type of Program or Project	Location/Project	Status	Funding Status	Potential Reduction Credit
Full Trash Capture	Laurel Access to Mills, Maxwell Park and Seminary Streetscape Project – Phase 1	Contract to be awarded November 2017; estimated project completion 12/2018	Funded	0.004%
	7 th Street Streetscape Phase 2	Notice to bid November 2017; estimated project completion 12/2018	Funded	0.067
Connector Pipe Screen (CPS)	East Bay Rapid Bus Transit Project	Priority inlets to be identified; estimated project completion 12/2018	Funded	~1%
Green Infrastructure	San Pablo Avenue Green Stormwater Spine @ 16 th Street	Coordinating utility conflicts; construction begin fall 2017	Funded	0.012%
	San Pablo Avenue Green Stormwater Spine @ West MacArthur Blvd.	Coordinating utility conflicts; construction begin 2018	Funded	0.019%
	Ettie Street Pump Station Low Impact Development Project	30% Design; coordination with Caltrans in 2018	Unfunded	2.81%
Boom	Damon Slough (Proposed)	Initial planning stages with Alameda County Flood Control District	Unfunded	1.7%
Full Trash Capture Hydro-Dynamic Separator (HDS)	18 th and Lakeshore	90% design; construction 2018	Unfunded	0.771%
	21 st and Harrison	90% design; construction 2018	Unfunded	1.908%
CPS/HDS	Paving and Transportation projects in high and very-high trash areas	Projects implemented FY 17–19	Funded	To be determined
Expansion of ELF	Citywide	Continuation of programs and services	Funded (self-implementing)	Visual trash assessment (VTA) dependent
Expansion of BID	Citywide	Continuation of programs and services	Funded (self-implementing)	VTA dependent
Expansion of Illegal Dumping Efforts	Citywide	Funding for KOCB crew secured; City submitted Cal Recycle grant	Partially funded	VTA dependent (pre-DDP)
Enhanced Street Sweeping	North Oakland High Trash Areas	Extra sweeper route identified and available (15 miles/day)	Funded; built into existing annual street sweeping costs of \$6,500,000	VTA dependent
	East Oakland (Between Bancroft Avenue and D Street)	Extra sweeper route identified and available	Funded; built into existing annual street sweeping costs of \$6,500,000	VTA dependent
Expand Volunteer Cleanups	Creeks and Shorelines	Continuation of programs and services	Funded (self-implementing)	Continue 10% offset
Direct Discharge Plan	Focus on creeks, waterways, and shorelines	To be developed FY 17/18–18/19	Funded; built into existing annual illegal dumping costs of \$5,500,000	15%

Table 2: Summary of Current and Projected Trash Reductions

	Current Percent Reduction as of July 1, 2017	Projected Percent Reduction Through July 1, 2019
Action		
Full Trash Capture Devices	12.4%	13.5–20.7%
Other Measures	42.3%	42–44.3%
Source Controls	10%	10%
Subtotal	64.7%	65.5–75%
Offsets		
Additional Creek and Shoreline Cleanup	10%	10%
Direct Discharge Program	0%	15%
Subtotal	10%	25%
Total	74.7%	90.5–100%

2.1 ADDITIONAL FTC UNITS

The City intends to install a number of connector pipe screens (CPS) and hydrodynamic separators units (HDS) units in the future. The City will leverage existing bond funding, transportation funding, existing capital projects, grants and private development projects to implement full trash capture units (FTC). Table 1 shows that many of the future projects are integrated into streetscape and capital improvement projects (e.g., East Bay Rapid Bus Transit Project). The City is also including FTC as part of the remaining portions of the 5-year Paving Plan and the FY 17–19 Capital Improvement Program in high and very-high trash generating areas (see Figure 1). The City will also be conducting a trash capture optimization study to determine the most cost-effective and feasible locations and types of devices for future installation (see Section 2.3.4.1). The City provides the following considerations for the projects identified in Table 1:

- The FTC projects identified as “funded” are considered certain and included in the low-end calculation for total projected trash reduction through July 1, 2019 for full trash capture devices.
- Unfunded FTC projects are in the planning phase and may not be implemented for a variety of reasons (e.g., feasibility, cost, trash reduction benefit). % trash reduction for unfunded projects are an estimate only and subject to change.
- The number and location of FTC as part of the FY 17–19 Capital Improvement Program and 5-year Paving Plan is undetermined.
- Implementation of FTC will result in a lowering of visual trash assessment (VTA) scores (i.e., areas currently accounted for with VTA scores are removed).

2.2 TRASH MANAGEMENT ACTIONS NOT ASSOCIATED WITH FULL CAPTURE SYSTEMS

The City will continue to implement and expand existing trash reduction programs and projects.

2.2.1 VTA Program

In FY 16/17 the City developed a robust, statistically-derived on-land VTA program and began conducting assessments in areas currently not treated by full capture systems. This VTA assessment program is consistent with the MRP and will continue to be used by the City in the future to demonstrate trash reductions associated with trash controls other than full capture systems. The City has been increasing the resources towards conducting VTA (see Table 3). The City plans to conduct 2–3 VTA per year at each location. This will result in 288 VTAs throughout the 16 trash management areas during FY 17/18. The data collected for FY 17/18 will be collated with data from FY 16/17 in order to consider temporal variability and more accurately portray the effectiveness of the City's trash management actions. For the City of Oakland, averaging the two most recent years of data (i.e., ~ 6 VTA results) when reporting trash load reductions to the Water Board should provide an acceptable level of confidence in depicting the “on-going” levels of trash associated its stormwater conveyance system.

Table 3: Visual Assessment History

Inspection Type	FY 15/16		FY 16/17		FY 17/18	
	# Sites	Feet Assessed (Est)	# Sites	Feet Assessed	# Sites	Feet Assessed
ELF	65	11,815	76	13,814	0	0
Business Inspections	483	87,686	356	64,630	0	0
VTA	0	0	209	214,448	288	293,448
Total	548	99,501	641	292,892	288	293,448

2.2.2 Expansion of ELF

The City is looking to improve the Excess Litter Fee (ELF) program in three ways: 1) fees; 2) eligible businesses subject to ELF; and 3) use of fee revenue. The City will be examining the fee structure, fee amount, and definition of ELF eligible businesses in Ordinance No. 12727 C.M.S. In late FY 16/17 the City launched a Mobile Food Vendor Program and included an Excess Litter Fee of \$100 in the mobile food vendor permit fees. This will allow the City's contractor (Oakland Venue Management) to expand litter abatement efforts in areas where mobile food vendors operate. The City will also consider connections between ELF and the Business Improvement Districts and opportunities to streamline application of trash reduction actions for businesses in both programs. In 2015, the City entered into a three-year contract with Oakland Venue Management for trash cleanups using ELF revenue (Council Resolution No. 85679 C.M.S.). The City will explore spending any ELF fund balance to expand trash reduction efforts under the program.

This could include increasing the number of Oakland Venue Management employees to increase the frequency of cleanups and/or focus on specialized services including, but not limited to:

- Clean-up of transit hubs including bus shelters & BART entrances and exits
- Topping off City trash receptacles along the scheduled routes
- Extending the range of litter abatement from 50 feet on both sides of the business storefronts to 75 feet on each side of the location
- Begin handling small to medium illegal dumping sites along the scheduled routes¹
- Incorporate sorting of the trash and recycling of items such as bottles, cans, cardboard, and small electronics

2.2.3 Expansion of BID

The City Administrator's Office will be working with stakeholders to encourage the formation of Business Improvement Districts (BIDs). Potential future BIDs include:

- Piedmont Avenue
- Chinatown
- Embarcadero Cove Area
- Coliseum Area
- Oakland Airport Area

2.2.4 Illegal Dumping Efforts

Oakland Public Works spends approximately \$5.5 million annually on illegal dumping and homeless camp abatement. Crews remove illegally dumped materials and debris associated with homeless encampments seven days a week and have more than doubled the amount of trash collected in the last five years. However, illegal dumping and homeless encampment cleanup efforts are in need of adjustments in order to better meet regulatory mandates while also balancing existing resources and the illegal dumping program goals of serving all the needs of Oakland. Towards those efforts, the City's Public Works Department has declared illegal dumping it's number one priority, has formed a multi-departmental Illegal Duping Task Force, and is working to develop and implement adjustments to the illegal dumping/homeless camp abatement program that may include:

¹ Currently, Oakland Venue Management are told to document illegal dumping and report them to Public Works for pick-up and disposal.

- Evaluation of a waste characterization study to better understand the sources trash and litter as a component of illegally dumped materials
- Improved procedures related to assigning service requests and operational practices
- Prioritization of cleanups to shoreline areas and areas most likely to contribute to trash and litter in the storm drain system and waterways
- The addition of new street litter containers in targeted shoreline areas
- Increased effectiveness of outreach, education and enforcement efforts
- As resources permit, the addition of two additional illegal dumping crews in East and West Oakland at a cost of \$1.6 million the first year and \$940,000 in subsequent years

In September 2014, the City Council appropriated funds to increase awareness and launched a reward program to encourage community members to provide info on illegal dumping. On September 16, 2017, Oakland City Council made the reward program permanent and retroactive to January 1, 2017. Since initiation of this reward program, the City has granted over \$9,236 in awards. The program is prominently advertised in multiple locations on the City's website and through fliers distributed throughout the City at Neighborhood Crime Prevention Council meetings and other community meetings. And, the City makes it easy to report illegal dumping through the Call Center, via email, an online reporting form, and a mobile phone/web app.

In July 2015, as part of the new Mixed Material and Organics Franchise Agreement (MM&O) with Waste Management of Alameda County (WMAC), Oakland began assigning 25 illegal dumping service requests received per work day to WMAC. This provides approximately 6,000 collections per year with an additional 18,000 cubic yards collected and removed. After June 30, 2017, Oakland will assign 30 services requests per work day as provided in the MM&O Agreement.

The City's FY 17/18 Budget includes additional funding for a Keep Oakland Clean and Beautiful crew dedicated to encampment cleaning with a cost as follows:

- FY 17/18 One-time: \$350,000
- FY 17/18 Ongoing: \$340,000
- FY 18/19 Ongoing: \$450,000

This additional crew, and equipment, would provide significant support to the Keep Oakland Clean and Beautiful team who are responsible for illegal dumping, graffiti removal, and homeless encampment clean-ups. The FY 17-19 Budget also allocated an additional \$350,000 in one time funding which will pay for one additional full size packer

truck to assist in illegal dumping pickups. The truck will be received sometime in FY 17-18.

The City submitted a grant application to Cal Recycle for the Illegal Disposal Site Abatement Grant Program in August of 2017. \$500,000 of funding is sought in the three strategic areas: 1) eradicating the illegal dumping; 2) enforcement to catch and prosecute the perpetrators of illegal dumping; and 3) to educate Oakland residents and businesses on proper disposal methods and opportunities to take ownership and pride in their community. If awarded, this funding will assist the City in furthering its goals in addressing the scourge of illegal dumping. Funding was requested in four areas to support the City's current efforts to address illegal dumping:

1. Technical Assistance for greater uptake in the Multi-Family Dwelling Bulky Item Pick Up Program
2. Rapid Response Capacity for Oakland Public Works Crews
3. Additional Illegal Dumping Cameras and Stakeout Operations
4. Anti-Illegal Dumping Marketing and Outreach Campaign

The City will also be developing a Direct Discharge Plan for control of direct discharges of trash from illegal dumping and homeless encampments to receiving waters (see Section 2.3.1).

2.2.5 Street sweeping

The City is taking two steps towards enhancing street sweeping operations to better comply with trash reduction requirements. The first step is to develop, within existing resources, a new routing approach (e.g. increase frequency in high trash areas and reduced frequency in low trash generating areas). The second step is to evaluate effectiveness of street sweeping and trash collection operations in conjunction with installation of auto-retractable screens on storm drainage inlets (see Section 2.3.4.3). The City will be looking at ways that enhanced street sweeping and rerouting street sweeping can more accurately targeting high and very-high trash loading areas. The goal is to use existing resources to retarget and enhance street sweeping routes to better remove trash.

2.2.6 Volunteer cleanups

The City will continue to manage and expand its extensive "Adopt" programs (i.e., Adopt-a-Spot, Adopt-a-Drain, Adopt-a-Park, community cleanups). Currently, the City documents the number of volunteer hours (and sometimes the volume and location of litter removed) spent on volunteer efforts. City staff intends to improve the recording of the volume of trash collected at these volunteer clean-up events and explore options for better data tracking and utilization of volunteer trash cleanup and monitoring data.

In previous years, the City has estimated that each volunteer hour removes 2.5 gallons of litter. The volunteer cleanup rate was used to estimate the volume of trash removed

at creek and shoreline locations. This 2.5 gal/volunteer hour was based on 10 years of recorded data from Creek-to-Bay day events (2006–2015) in which both the amount of litter collected and the total number of volunteer hours were recorded. The City intends to examine the volunteer cleanup rate and propose a revised rate to use in the future. In future MRP Annual Reports, the City expects to use the revised volunteer cleanup rate to determine trash collected at creek and shoreline cleanup events when a direct measurement of gallons removed is not available. This volunteer rate is meant to supplement the direct reporting of trash removed and not replace it and will improve the City's ability to accurately report on the volume of trash removed for Section C.10.e Trash Reduction Offset.

2.2.7 Source Controls

The City continues to implement and enforce the adopted Polystyrene and Plastic Bag Bans at local retail stores and food service establishments. The Alameda County Waste Management Authority adopted an expanded Single-Use Bag Ban. As of May 1, 2017 all retail stores are covered by the ban. The ban will also be expanded to include all restaurants as of November 1, 2017. City staff will closely track violations of the Polystyrene and Plastic Bag Bans and refer second or subsequent violations to the City Administrator's staff for enforcement/citation. The City will continue to analyze implementation of the existing polystyrene and plastic ban ordinances make improvements to this program, including changes to inspection and enforcement, as necessary.

2.3 PROGRAM DEVELOPMENT AND RESEARCH

2.3.1 Development of Direct Discharge Plan

Consistent with the MRP, the City plans to develop and submit to the Water Board a Plan for controlling Direct Discharges (DDP) to waterways in the City. To develop the DDP, the City will be convening an internal working group of City staff including Maintenance, Keep Oakland Clean and Beautiful, Homeless Encampment Task Force, the City Administrator's Office, and Watershed and Stormwater Management. The City anticipates developing the DDP in FY 17/18–18/19 and submitting it to the Water Board Executive Officer for review and approval by February 1, 2019.

The MRP allows cities to claim up to 15% credit for implementing the DDP. The City's illegal dumping and homeless encampment abatement programs will be the central features in a proposed DDP. It is unknown if and how much additional resources will be needed until the DDP is completed. Cost estimates may be compiled during the development of the DDP. It is anticipated that there will be some redirection of existing resources for City-wide illegal dumping and homeless encampment abatement programs to areas near waterways and that some additional staff resources may be required for implementation.

2.3.2 Standard Operating Procedures

The City has developed internal Standard Operating Procedure (SOP) requiring the inclusion of FTC for capital improvement projects and transportation paving projects in high and very-high trash generating areas. The Standard Operating Procedure includes triggers (e.g., project type, project type) and requirements (e.g., install FTC in all inlets in project area within 100 feet of project boundary) for FTC. The SOP also includes FTC standard specifications and standard details to facilitate installation of FTC with City contractors.

The City has developed a maintenance SOP to ensure FTC are functioning properly and sufficiently maintained to protect trash from entering storm drains and waterways and prevent violations of the MRP. The maintenance SOP includes procedures to properly record all inspection and maintenance activities of FTC in the City's dataset Cityworks to determine if the maintenance frequency is appropriate to avoid "full" conditions and, if not, adjust the maintenance schedule accordingly.

2.3.3 Standard Conditions of Approval

The City will be instituting Standard Conditions of Approval requiring new development and redevelopment projects to be "trash neutral." The City's Bureau of Planning will be requiring installation of FTC for: 1) all discretionary permits² in high and very-high trash generating areas and; 2) any project requiring improvements to the right of way. These FTC on private property will be tracked and provide valuable trash reduction credit.

2.3.4 Trash Reduction Optimization Studies

The City, in collaboration with the consulting firm EOA, Inc., will be undertaking several studies to improve the efficiency of existing trash reduction efforts and to most effectively direct future resources. The outputs of these studies will help the City determine the relative value of implementation alternatives.

2.3.4.1 Citywide Full Capture Feasibility Study

In 2013, the City conducted preliminary scoping studies to identify and rank potential sites for installation of full trash capture systems. The City plans to build on this 2013 effort and conduct a citywide trash capture feasibility study in FY 17-18 to identify the most cost-effective and feasible locations and types of FTC for installation in subsequent fiscal years. The study will include an assessment of the percent reduction gained from installing large (in-line) and small (inlet-based) FTC, considering baseline trash generation, existing FTC/areas, and the calculation procedure described in MRP. The assessment will be conducted in prioritized stormwater catchments and other priority trash generating areas. Based on a hydraulic analysis and topographic characteristics of each catchment and trash management area, a location and type of large FTC will be identified for each priority catchment. Analysis will include optimization

² As described in Chapter 17.178 of the Planning Code.

of trash capture rates based on the City's baseline trash generation map and trash management area delineations to address the 80% by 2019, and 100% by 2022. Each large FTC recommended will be reviewed for device hydraulics as they relate to the existing storm drainage system and site constraints posed by existing utilities and right-of-way. Special consideration will be given to existing stormwater pump stations and other planned capital improvement projects as potential locations. The study will also identify priority locations (based on estimated trash reductions) for small FTC in high priority areas identified by the City.

2.3.4.2 Citywide Street Sweeping Evaluation for Enhanced Trash Management

Street sweeping is a viable control measure to improve the levels of trash in stormwater. The City currently conducts street sweeping based on a variety of factors, many of which are not associated with stormwater trash reduction. Additionally, current street sweeping practices have not been evaluated in consideration of established levels of trash generation and the location of existing and planned control measures (e.g., FTC). Street sweeping routes where enhanced frequencies and/or improvements to sweeping efficiencies will be identified. Additionally, routes that are likely swept more frequent than necessary to obtain a "low trash generation" level will be identified. All evaluations will be based on existing information and knowledge of sweeping practices that are known to improve trash levels of streets. Through the completion of a city-wide street sweeping evaluation, recommended improvements will be made to improve trash levels on streets, reduce redundancies in trash control measures, and improve the cost-efficiency of the City's street sweeping program.

2.3.4.3 Curb Inlet Screen Performance Standard Study

The MRP allows for Permittees to put forth "substantive and credible evidence that certain management actions or sets of management actions when performed to a specified performance standard yield a certain trash reduction outcome reliably." This evidence would need to be submitted and acceptable to the Water Board Executive Officer before Permittees can claim similar trash reduction outcomes by demonstrating that they have performed these trash reduction actions within certain trash management areas to the same performance standard accepted by the Executive Officer. In collaboration with the Santa Clara Valley Urban Runoff Pollution Prevention Program (SCVURPPP), the City plans to conduct a study to establish a performance standard for curb-inlet screens in FY 17-18. Several sites in Oakland will be monitored through the study to determine the trash reduction effectiveness of curb-inlet screens. Based on the results of the study, the City may submit a proposal to the Water Board to attain trash reduction credit for street sweeping when combined with new added measures in high and very-high trash load areas, including, installation of curb-inlet screens.

SECTION 3: SCHEDULE AND FUNDING

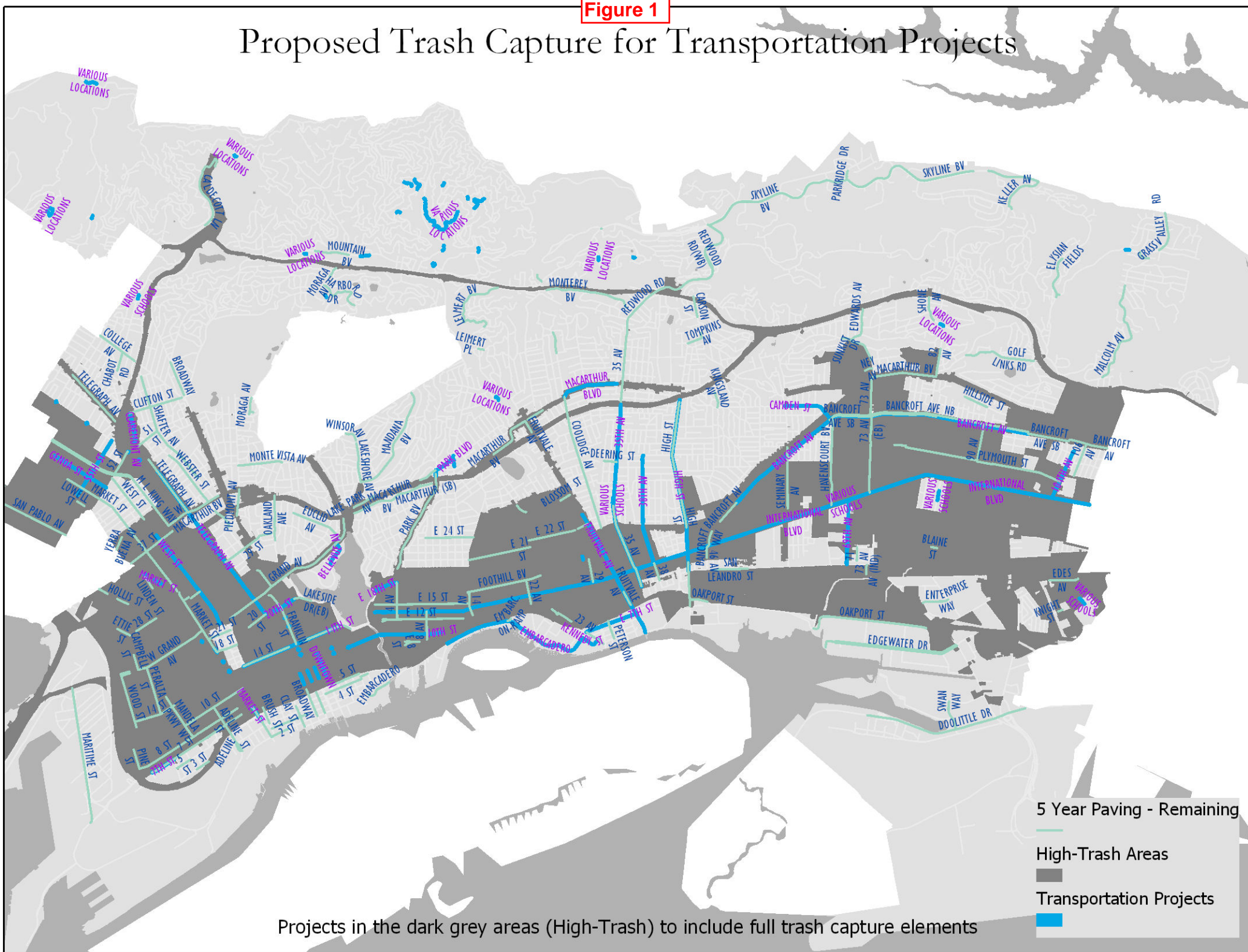
As shown in Table 1, the majority of the projects and programs the City is relying on to achieve the next target of 80% reduction by 2019 are funded. While there is currently no

dedicated recurring revenue source for the Stormwater Program to install FTC, the Capital Improvement Program includes use of Pavement Program funds, Transportation matching grant funds, and Streetscape funds for installation of FTC. The City has successfully leveraged these funding sources and will continue to examine City's budget resources to ensure the City will achieve future trash reduction targets on the required schedule.

The FY 2017/19 Capital Improvement Program includes significant investments in the Cities streets, park facilities, fire stations, and libraries and provides for opportunities to integrate FTC into the design of capital improvement, transportation, and paving projects. The Capital Improvement Program invests almost \$120 million in Oakland, approximately 52% (\$62 million) of which is from the 2016 Measure KK Infrastructure Bond. These funds will enable expedited completion of the current 5-year paving plan, resulting in 1,100 blocks of newly paved streets. Other proposed projects include allocating a meaningful amount of funding for designing new improvements to City streets funded primarily with Measure B and BB sales tax funding. Finally, the City has been extremely successful in obtaining grant funding in the last few years and the Capital Improvement Program proposes to allocate over \$20 million in grant funds, mostly to street improvement projects, which will also result in additional paving and installation of FTC.

Figure 1

Proposed Trash Capture for Transportation Projects



Projects in the dark grey areas (High-Trash) to include full trash capture elements

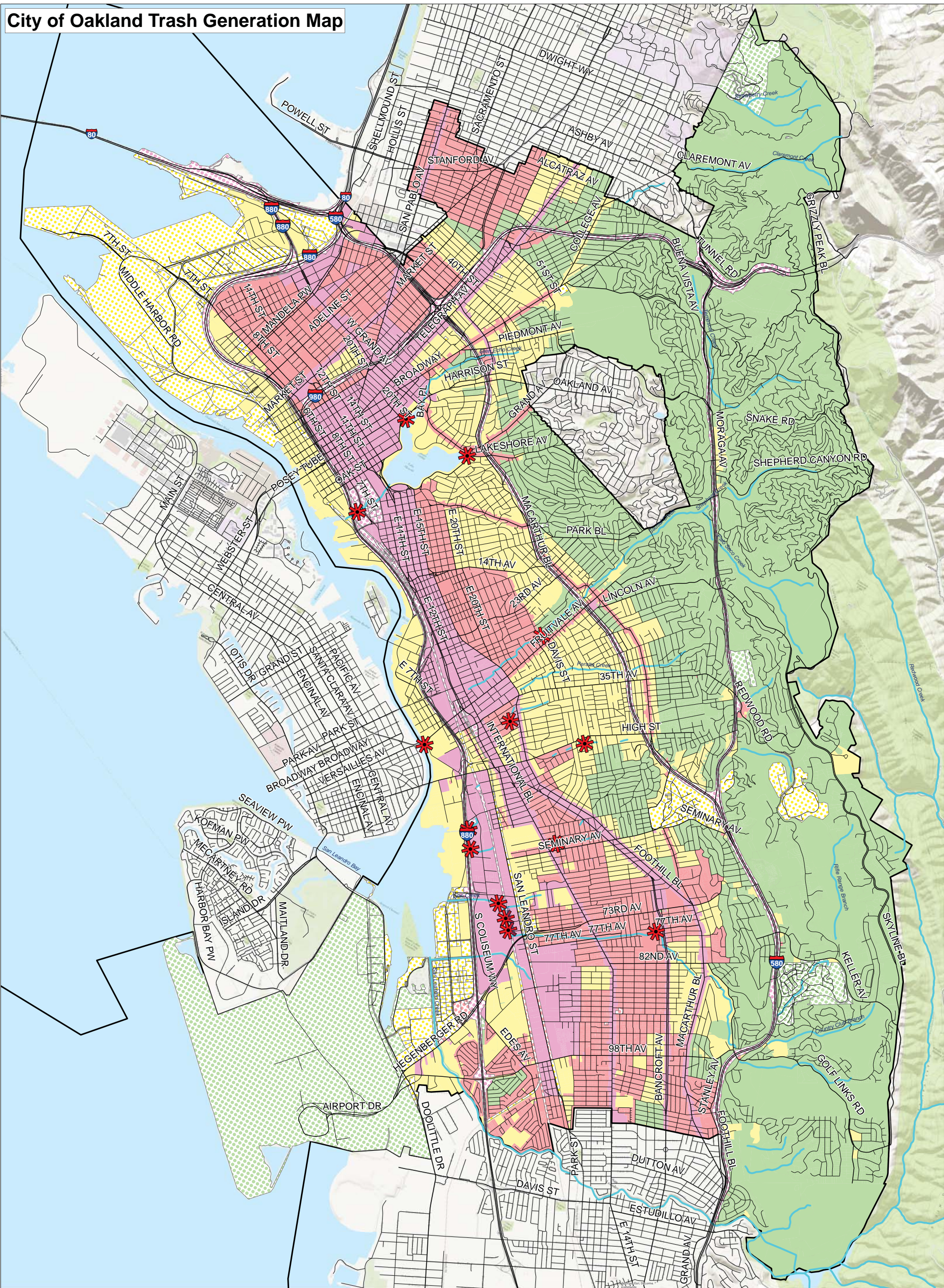
ATTACHMENT C.10.2

City of Oakland

Trash Generation Map

FY 2016-2017

City of Oakland Trash Generation Map

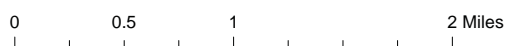


Legend

Trash Generation Category

- Low
- Medium
- High
- Very High

- ★ Trash Hot Spot
- Non-City Jurisdictional (Dot color = Generation Category)
- Streets
- Agency Boundary
- Creeks



Data Sources:
 Roads: Alameda County
 City Boundaries: Alameda County
 Background: ESRI World Topographic Map

Map Created By:
 EOA, Inc.

Date:
 January 30th, 2014

ATTACHMENT C.10.3

Summary of Baseline Trash Generation and Reductions to- Date in the City of Oakland via Trash Full Capture Systems and Other Actions (via On-Land Visual Assessments)

FY 2016-2017

Summary of Baseline Trash Generation and Reductions to-Date in the City of Oakland via Trash Full Capture Systems and Other Actions (via On-Land Visual Assessments)

September 11, 2017

TMA	Baseline Trash Generation		Reductions To-date via Trash Full Capture Systems			Reductions To-date via Other Trash Controls (via Visual Assessments)			% Reduced To-date in TMA	% Remaining to Reduce in TMA	% Remaining To Reduce in Entire City
	Volume (gallons)	% of Trash Generated in Entire City	Reduction (gallons)	% Reduced in Entire City	% Reduced in TMA	Reduction (gallons)	% Reduced in Entire City	% Reduced in TMA			
1	139,463	28.4%	18,180	3.7%	13%	88,178	18.0%	63.2%	76.3%	23.7%	6.8%
12	66,473	13.6%	6,930	1.4%	10%	15,660	3.2%	76.4%	86.9%	13.1%	9.0%
14	51,120	10.4%	90	0.0%	0%	-	0.0%	0.0%	0.2%	99.8%	10.4%
2	43,905	9.0%	8,408	1.7%	19%	29,303	6.0%	33.3%	52.4%	47.6%	1.3%
7	35,175	7.2%	10,470	2.1%	30%	13,830	2.8%	60.7%	90.4%	9.6%	2.2%
9	31,418	6.4%	1,590	0.3%	5%	16,508	3.4%	47.5%	52.5%	47.5%	2.7%
5	31,365	6.4%	98	0.0%	0%	13,545	2.8%	56.8%	57.1%	42.9%	3.6%
8	25,350	5.2%	7,590	1.5%	30%	15,885	3.2%	37.3%	67.3%	32.7%	0.4%
3	21,368	4.4%	30	0.0%	0%	11,663	2.4%	45.4%	45.6%	54.4%	2.0%
11	18,308	3.7%	4,898	1.0%	27%	-	0.0%	0.0%	26.8%	73.2%	2.7%
10	8,888	1.8%	450	0.1%	5%	2,775	0.6%	68.8%	73.8%	26.2%	1.2%
6	7,995	1.6%	2,273	0.5%	28%	-	0.0%	0.0%	28.4%	71.6%	1.2%
13	6,878	1.4%	-	0.0%	0%	-	0.0%	0.0%	0.0%	100.0%	1.4%
16	1,755	0.4%	-	0.0%	0%	-	0.0%	100.0%	100.0%	0.0%	0.4%
4	1,058	0.2%	-	0.0%	0%	-	0.0%	0.0%	0.0%	100.0%	0.2%
15	-	0.0%	NA	NA	NA	NA	NA	NA	NA	NA	NA
Totals	490,515		8,134	12.4%		27,646	42.3%				45.3%

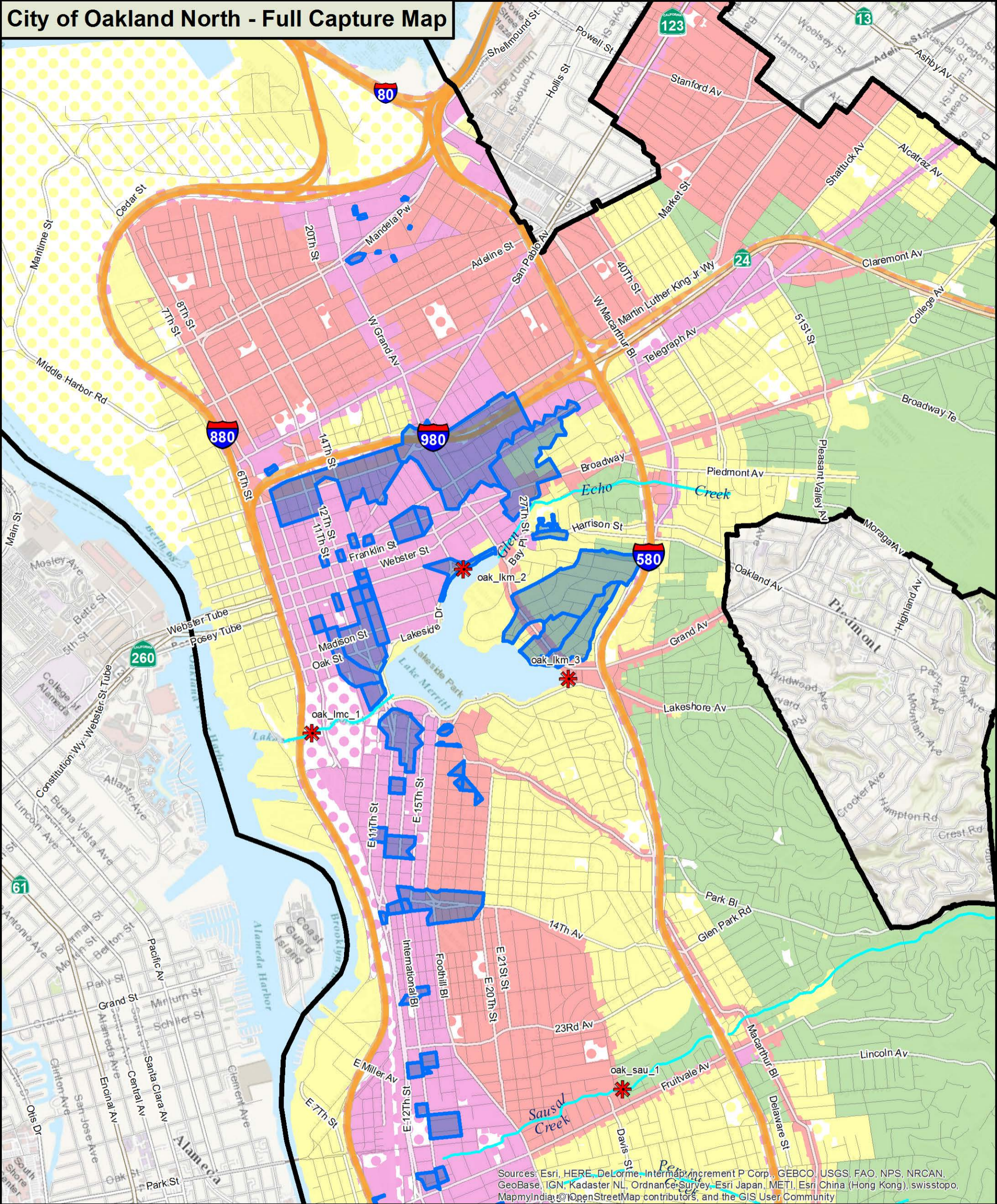
	TMA's that represent > 10% of the trash generation in the City
	TMA's that represent 5-10% of the Trash generation in the City
	TMA's that represent >0-5% of the Trash generation in the City
	TMA's that are entire low trash generating

ATTACHMENT C.10.4

City of Oakland Trash Full Capture Maps

FY 2016-2017

City of Oakland North - Full Capture Map



Sources: Esri, HERE, DeLorme, Intermap, increment P Corp., GEBCO, USGS, FAO, NPS, NRCAN, GeoBase, IGN, Kadaster NL, Ordnance Survey, Esri Japan, METI, Esri China (Hong Kong), swisstopo, MapmyIndia, ©OpenStreetMap contributors, and the GIS User Community

Legend

Trash Generation Category

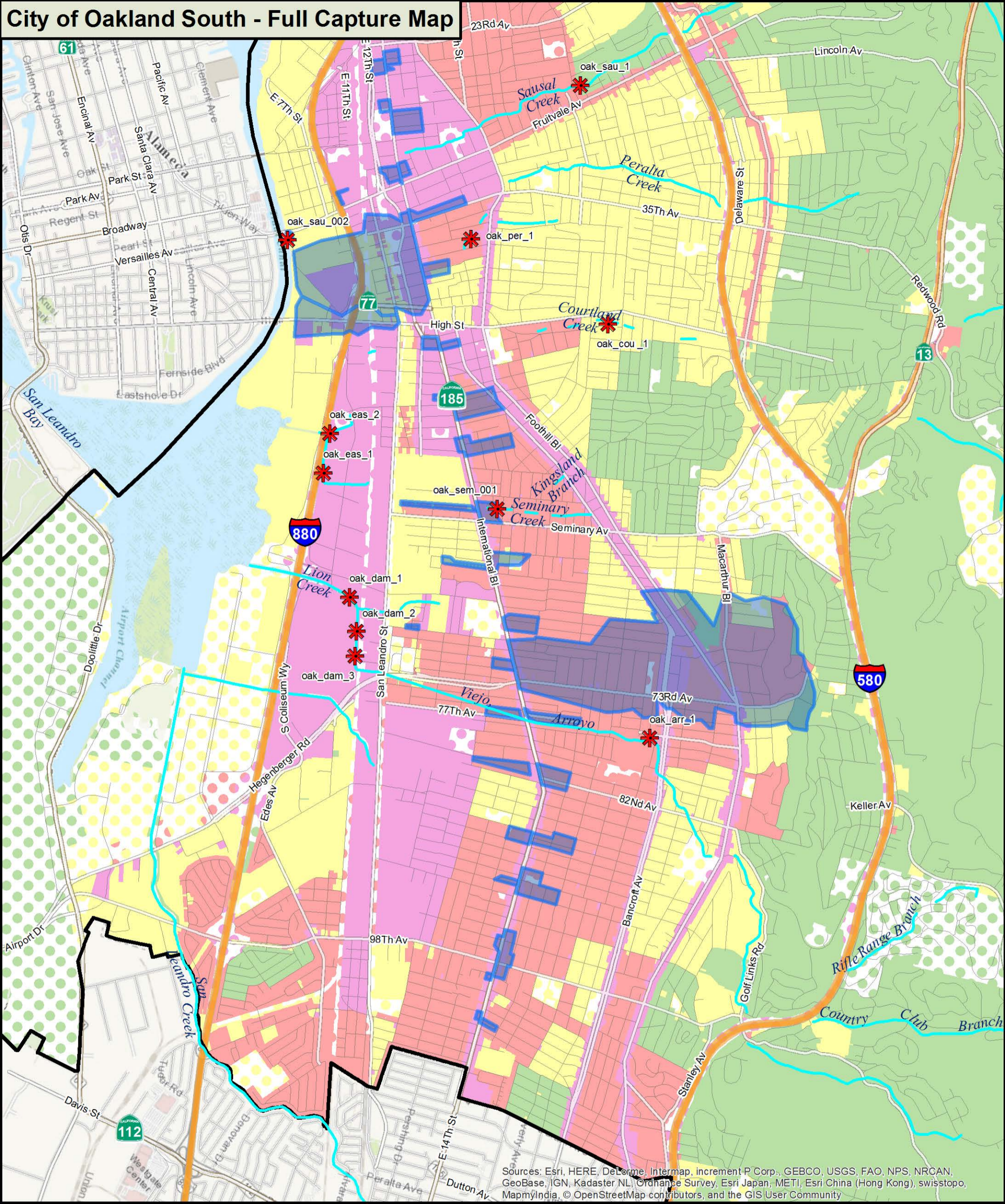
- Low
- Moderate
- High
- Very High

- * Creek/Shoreline Hotspot
- Full-Capture Location
- Trash Full Capture
- Non-Jurisdictional (Dot color = Generation Category)

- Streets
- Freeway
- Creeks



City of Oakland South - Full Capture Map



Sources: Esri, HERE, DeLorme, Intermap, increment P Corp., GEBCO, USGS, FAO, NPS, NRCAN, GeoBase, IGN, Kadaster NL, Ordnance Survey, Esri Japan, METI, Esri China (Hong Kong), swisstopo, MapmyIndia, © OpenStreetMap contributors, and the GIS User Community

Legend

Trash Generation Category

- Low
- Moderate
- High
- Very High

- Creek/Shoreline Hotspot
- Full-Capture Location
- Trash Full Capture
- Non-Jurisdictional (Dot color = Generation Category)

- Streets
- Freeway
- Creeks



ATTACHMENT C.10.5

**Examples of Work Completed in
City of Oakland's Business Improvement Districts in
FY 2016-2017**

Examples of Work Completed in City of Oakland's Business Improvement Districts in FY 2016-2017



Figure 1. Cigarette butt receptacle installed and maintained by the Downtown Oakland Business Improvement District (Photo credit: Andrew Jones, Oakland Venue Management).



Figure 2. Oakland's Business Improvement Districts hire staff to help keep the City clean.

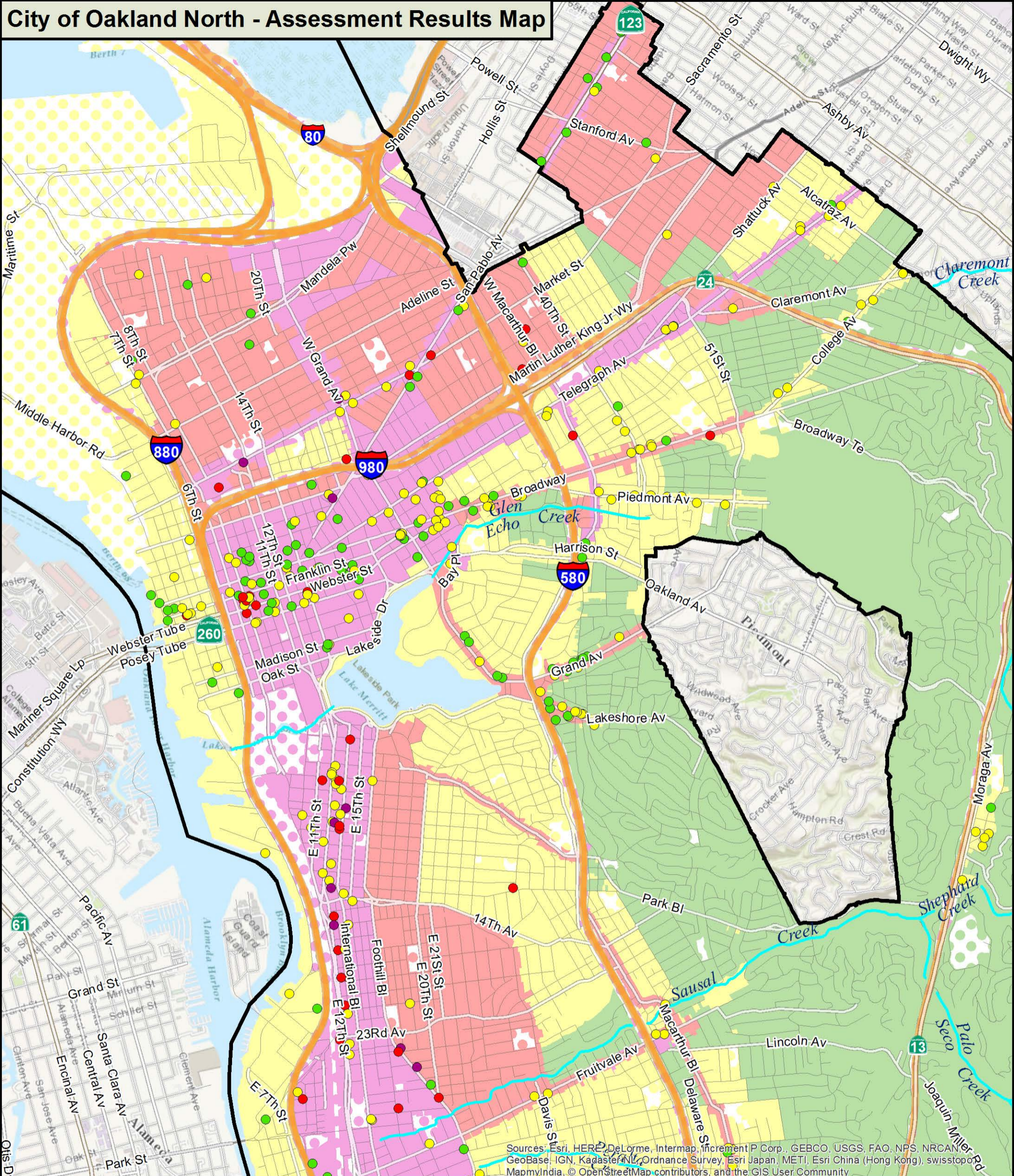
ATTACHMENT C.10.6

City of Oakland

On-Land Visual Trash Assessment Maps

FY 2016-2017

City of Oakland North - Assessment Results Map



Sources: Esri, HERE, DeLorme, Intermap, increment P Corp., GEBCO, USGS, FAO, NPS, NRCAN, GeoBase, IGN, Kadaster NL, Ordnance Survey, Esri Japan, METI, Esri China (Hong Kong), swisstopo, MapmyIndia, © OpenStreetMap contributors, and the GIS User Community

Legend

Trash Generation Category

- Low
- Moderate
- High
- Very High
- Non-Jurisdictional
(Dot color = Generation Category)

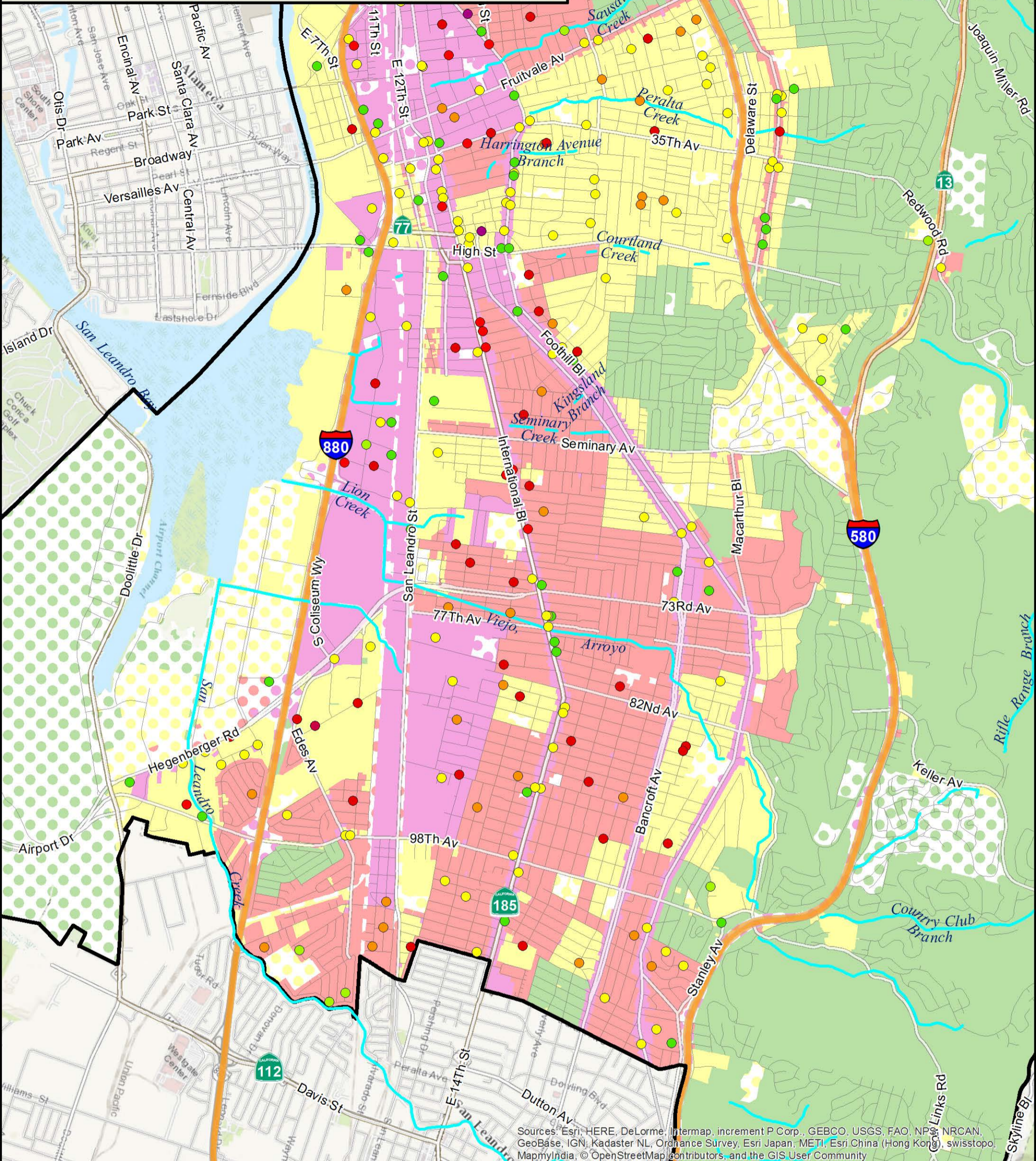
On-Land Visual Trash Assessment Results

- Low
- Low/Moderate
- Moderate
- Moderate/High
- High
- High/Very High
- Very High

- Streets
- Freeway
- Creeks



City of Oakland South - Assessment Results Map



Sources: Esri, HERE, DeLorme, Intermap, increment P Corp., GEBCO, USGS, FAO, NPS, NRCAN, GeoBase, IGN, Kadaster NL, Ordnance Survey, Esri Japan, METI, Esri China (Hong Kong), swisstopo, MapmyIndia, © OpenStreetMap contributors, and the GIS User Community

Legend

Trash Generation Category

- Low
- Moderate
- High
- Very High
- Non-Jurisdictional
(Dot color = Generation Category)

On-Land Visual Trash Assessment Results

- Low
- Low/Moderate
- Moderate
- Moderate/High
- High
- High/Very High
- Very High

- Streets
- Freeway
- Creeks



ATTACHMENT C.10.7

City of Oakland

On-Land Visual Trash Assessment Program

FY 2016-2017

On-Land Visual Trash Assessment Program City of Oakland

September 2017

On-land Visual Trash Assessments (OVTAs) have been identified by the San Francisco Bay Regional Water Quality Control Board (Regional Board) and the State Water Resource Control Board (State Water Board) as a leading indicator of trash load reductions in stormwater discharges from municipal stormwater conveyance systems. OVTAs are conducted on streets and sidewalks because previous studies have shown that the levels of trash present in these public rights-of-way correlate well with the amount of trash observed in the municipal stormwater conveyance system (BASMAA 2017). OVTAs are conducted in land areas where baseline (2009) trash levels were determined to be above those deemed acceptable by the Regional Water Board and are not currently “treated” by trash full capture systems that intercept trash in the stormwater system.

The methods used to develop the OVTA Program for the City of Oakland (City), including the random selection of assessment sites that will ensure their representativeness of trash levels in each of the City’s Trash Management Areas (TMAs), is documented in this report. The representativeness of the assessment sites where future OVTAs will be conducted, provides the confidence necessary to accurately report trash load reductions to the Regional Water Board.

EOA, Inc. (EOA), a consulting firm with extensive knowledge and experience of designing monitoring programs and conducting OVTAs, developed the statistically representative OVTA Program for the City. The OVTA Program is consistent with the requirements of the Municipal Regional Stormwater Permit¹ for the SF Bay Area (MRP) and is intended to evaluate the levels of trash that are present in applicable land areas within the City. Assessment results from the OVTA Program will represent on-going trash levels on streets and sidewalks and provide a comparison to baseline levels established in 2010.

Creating the Assessment Frame

An assessment (or sampling) frame is a list or set of information that defines a population of interest where a sampling site can be selected from. For example, if a researcher is interested in studying children between the ages of 1 and 5 that live in the City of Oakland, all children that fit that description make up the sampling frame. Each child in the frame represents a potential sampling point.

The assessment frame for studying trash levels in the City of Oakland is all the streets and sidewalks that are in applicable land areas within the City. Streets and sidewalks are represented in GIS by a curb line network, which was created for the Program using the road centerline dataset for the City and buffering that line by a radius based on the road type (local, arterial, collector, etc.). The outline of the buffer represents the assessment frame for the City. Based on the extent of full capture systems that were installed in the City at the time the assessment frame was developed, the assessment frame for the City of Oakland is of roughly 757 miles of curb.

¹ NPDES Permit No. CAS612008 issued by the San Francisco Bay Regional Water Quality Control Board (effective date January 1, 2017).

Once the assessment frame was developed, each segment of the curb line was assigned a baseline trash generation category (i.e., low, moderate, high or very high). Assignments were based on the trash generation level depicted on the City’s baseline trash generation map. Applicable curb miles within each trash generation category are listed in Table 1.

Table 1. Assessment frame lengths (curb miles) associated with each trash generation category within each TMA. Lengths are based on the City of Oakland’s 2009 Baseline Trash Generation and Trash Full Capture Map.

TMA	Assessment Frame Lengths (Curb Miles) in each Baseline Trash Generation Category			
	Moderate	High	Very High	Total
1	30	38	48	115
2	12	6	19	37
3	23	39	2	64
4	5	0	0	5
5	6	52	7	64
6	34	0	0	34
7	38	3	13	55
8	0	1	7	7
9	16	25	18	59
10	10	6	3	19
11	77	7	3	87
12	43	111	7	161
13	11	7	1	18
14	0	0	18	18
15	0	0	0	0
16	12	1	0	13
Totals	317	295	145	757

Identifying Assessment Needs

Once the assessment frame was completed, the assessment needs for the City were identified prior to selecting OVTA sites. Assessment needs were based on MRP requirements and the City’s baseline trash generation map. The MRP requires that Permittees assess “at least 10% of the street miles (i.e., 5% of curb miles) that are representative of each TMA where a trash load reduction is being claimed.” To ensure that the 5% of curb miles selected are representative of the all applicable areas in each TMA, the trash generation levels in all applicable land areas (i.e., acres) in each TMA and the proportion of these areas that are within each baseline trash generation category were calculated (Table 2).

Table 2. Applicable areas in each TMA associated with on-land visual assessments. Based on the City of Oakland’s 2009 Baseline Trash Generation and Trash Full Capture Map.

TMA	Applicable Area (acres)	Proportion of Applicable Area in Each Baseline Trash Generation Category		
		Moderate	High	Very High
1	2,640	22%	30%	48%
2	714	28%	14%	58%
3	955	36%	60%	3%
4	141	100%	0%	0%
5	917	9%	81%	10%
6	809	100%	0%	0%
7	1,291	73%	8%	19%
8	306	0%	5%	95%
9	765	27%	43%	29%
10	462	54%	30%	15%
11	1,373	90%	8%	2%
12	2,589	28%	68%	4%
13	368	57%	40%	3%
14	568	0%	0%	100%
15	0	NA	NA	NA
16	14,026	93%	7%	0%
Totals	27,924	41%	35%	23%

For each TMA, the proportions of land areas that fall within each baseline trash generation category (as illustrated in Table 2) serve as a guide for establishing the assessment needs for each TMA and ensuring the sites that are ultimately selected are representative of the trash levels in the entire City. To identify the assessment needs for each TMA, the proportions in Table 2 for each trash generation category were multiplied by 5% of the curb lengths (i.e., 10% of street lengths) presented Table 1 for the corresponding generation category. This resulted in the minimum curb lengths that the MRP requires to be assessed, should the City choose to claim a trash reduction from the TMA for “Other Trash Control Measures.” This set of curb lengths is intended to adequately represent the trash levels in the applicable areas within each TMA. These curb lengths for each of the City’s 16 TMAs are presented in Table 3.

Table 3. Minimum curb lengths in each TMA where OVTAs will need to be conducted in City of Oakland. Curb lengths are based on the City of Oakland’s 2010 Baseline Trash Generation map and the level of trash full capture implemented by mid-2017.

TMA	Minimum Curb Lengths (miles) for On-land Visual Assessments			
	Moderate	High	Very High	Total
1	1.5	1.9	2.4	5.8
2	0.6	0.3	0.9	1.8
3	1.2	1.9	0.1	3.2
4	0.2	0.0	0.0	0.2
5	0.3	2.6	0.3	3.2
6	1.7	0.0	0.0	1.7
7	1.9	0.2	0.6	2.7
8	0.0	0.0	0.3	0.4
9	0.8	1.3	0.9	2.9
10	0.5	0.3	0.2	1.0
11	3.9	0.3	0.1	4.3
12	2.2	5.5	0.3	8.0
13	0.5	0.4	0.0	0.9
14	0.0	0.0	0.9	0.9
15	NA	NA	NA	NA
16	0.6	0.0	0.0	0.7
Totals	15.8	14.8	7.2	37.8

Selecting and Drawing Assessment Sites

OVTA sites are typically 1,000 feet (0.19 miles) in length, on average. Considering this, potential site locations were identified at every 500-foot interval along the assessment frame, beginning with a randomly selected starting point. This resulted in approximately 400 potential assessment sites. These potential sites were then placed in a random order to form a list of randomly selected assessment sites that were evaluated to avoid biasing the site selection process, which allows the sites that are eventually selected to be representative of broader applicable areas within the entire City.

Beginning at the top of the assessment site list, potential sites were evaluated and compared to the assessment needs listed in Table 3. A site was rejected from the list if either no streets or sidewalks are available to conduct an OVTA or the site did not assist the City in achieving its assessment needs listed in Table 3.

OVTA sites representing 55.3 miles of curb were selected using the process described above. Table 4 shows the total curb miles selected for assessments in each TMA and the percentage of

curb length in each TMA that the assessment sites represent. Assessment site locations are illustrated in Figures 1 and 2. This set of sites is intended to provide a reasonable representation of trash levels in each TMA and achieves the 5% of curb mile (i.e., 10% of street miles) guideline set in the MRP.

Table 4. Summary of OVTS sites (curb miles) selected by the City of Oakland in comparison to the MRP goal of 5% curb miles (i.e., 10% of street miles).

TMA	Curb Miles	% of All Available Curb Miles
1	7.8	6.7%
2	6.5	18.1%
3	4.6	7.2%
4	0.6	15.0%
5	4.7	7.3%
6	2.6	7.6%
7	3.7	6.9%
8	1.6	20.0%
9	3.4	5.9%
10	1.4	7.0%
11	5.3	6.2%
12	8.8	5.5%
13	1.5	8.3%
14	1.4	7.8%
15	NA	NA
16	1.4	10.0%
Totals	55.3	7.3%

Assessment Frequency and Averaging Period

Based on the findings of the *Tracking California's Trash* project that evaluated the results of over 3,000 OVTA's, the frequency of assessments needed confidently demonstrate an improvement in trash levels is highly dependent on the degree of improvement that one wishes to assert with statistical confidence (BASMAA 2017). For demonstrating compliance with trash load reductions required by the MRP, the study recommended conducting a minimum of 3 assessments per year at each OVTA site. Additionally, the study indicated that decisions on whether "on-going" trash generation levels, which are compared to baseline levels to demonstrate trash reductions, are best depicted by assessments conducted in one or more years should be made based on: 1) the required reporting cycle, 2) the variability in OVTA scores at the set of sites, and 3) the timing of the anticipated improvement in trash generation levels. For the City of Oakland, averaging the two most recent years of data (i.e., ~ 6 OVTA results) when reporting trash load reductions to the Regional Water Board should provide an acceptable level of confidence in depicting the "on-going" levels of trash associated its stormwater conveyance system.

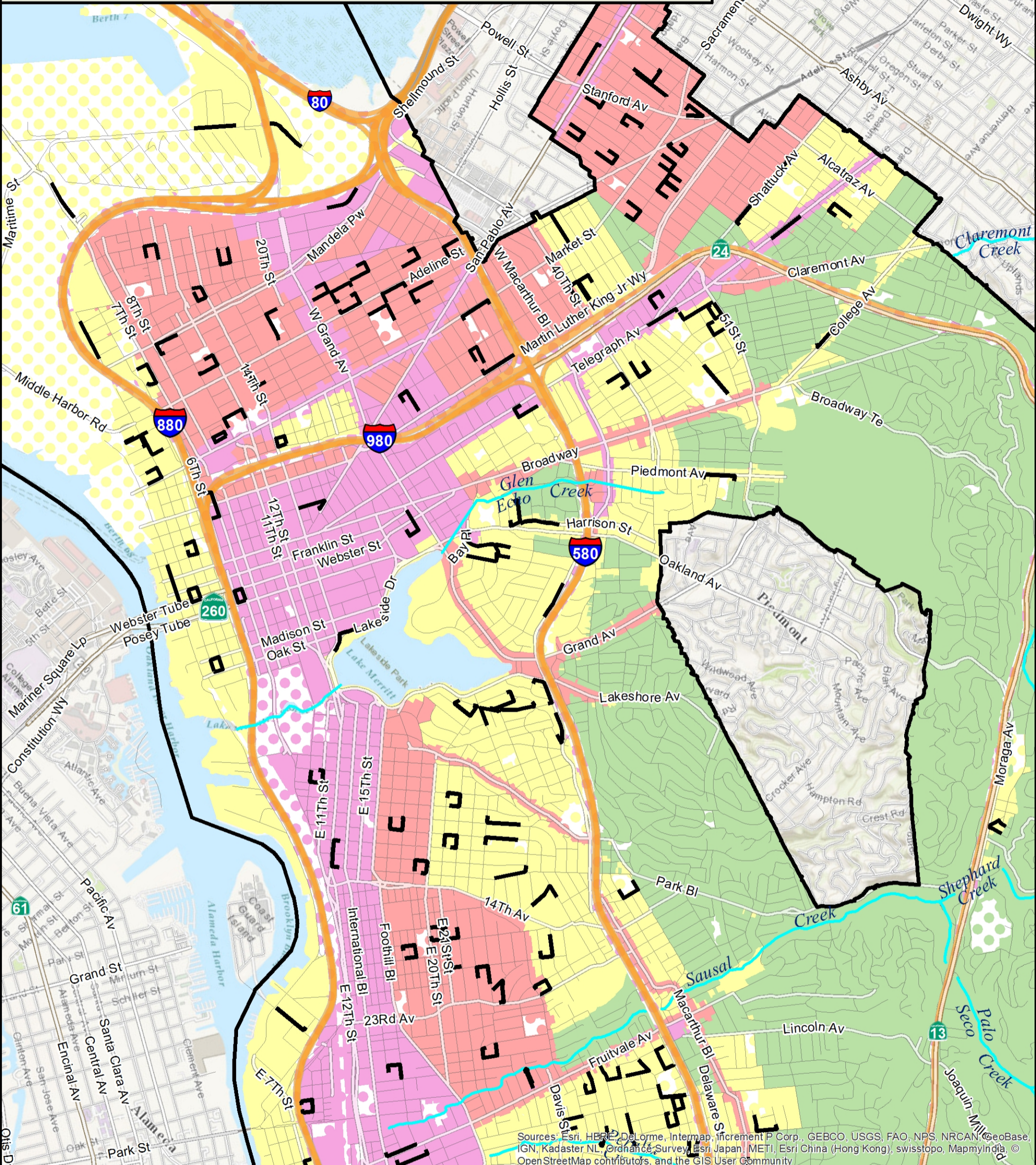
Modifications to the OVTA Program Over Time

The OVTA program described in this document is designed to address MRP requirements and represent on-going levels of trash in areas that are not treated by trash full capture systems, and are generating moderate or high levels of trash. Should the City elect to install additional trash full capture systems, then the OVTA program should be modified to remove sites within areas now treated by full capture systems. Additionally, as new full capture systems are installed, new assessment sites may need to be established to allow the set of OVTA sites to remain representative of the broader areas within each TMA for which trash load reductions are being reported. It is recommended that an evaluation of the OVTA program occur annually, prior to assessments beginning each fiscal year, and modifications be documented in the City's corresponding annual report to the Regional Water Board.

References

BASMAA (2017). *Tracking California Trash Project – Evaluation of the On-land Visual Assessment Protocol as a Method to Establish Baseline Levels of Trash and Detect Improvements in Stormwater Quality*. Prepared for the Bay Area Stormwater Management Agencies Association. Prepared by EOA, Inc. Funded via the State Water Resources Control Board Grant Agreement No. 12-420-550.

City of Oakland North - On-land Visual Trash Assessment Map



Sources: Esri, HERE, DeLorme, Intermap, increment P Corp., GEBCO, USGS, FAO, NPS, NRCAN, GeoBase, IGN, Kadaster NL, Ordnance Survey, Esri Japan, METI, Esri China (Hong Kong), swisstopo, MapmyIndia, © OpenStreetMap contributors, and the GIS User Community

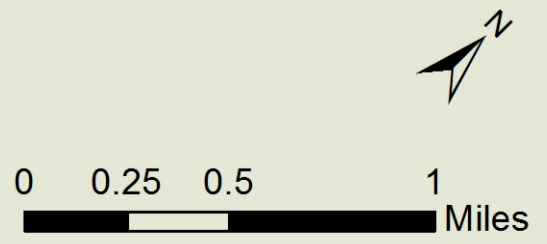
Legend

Trash Generation Category

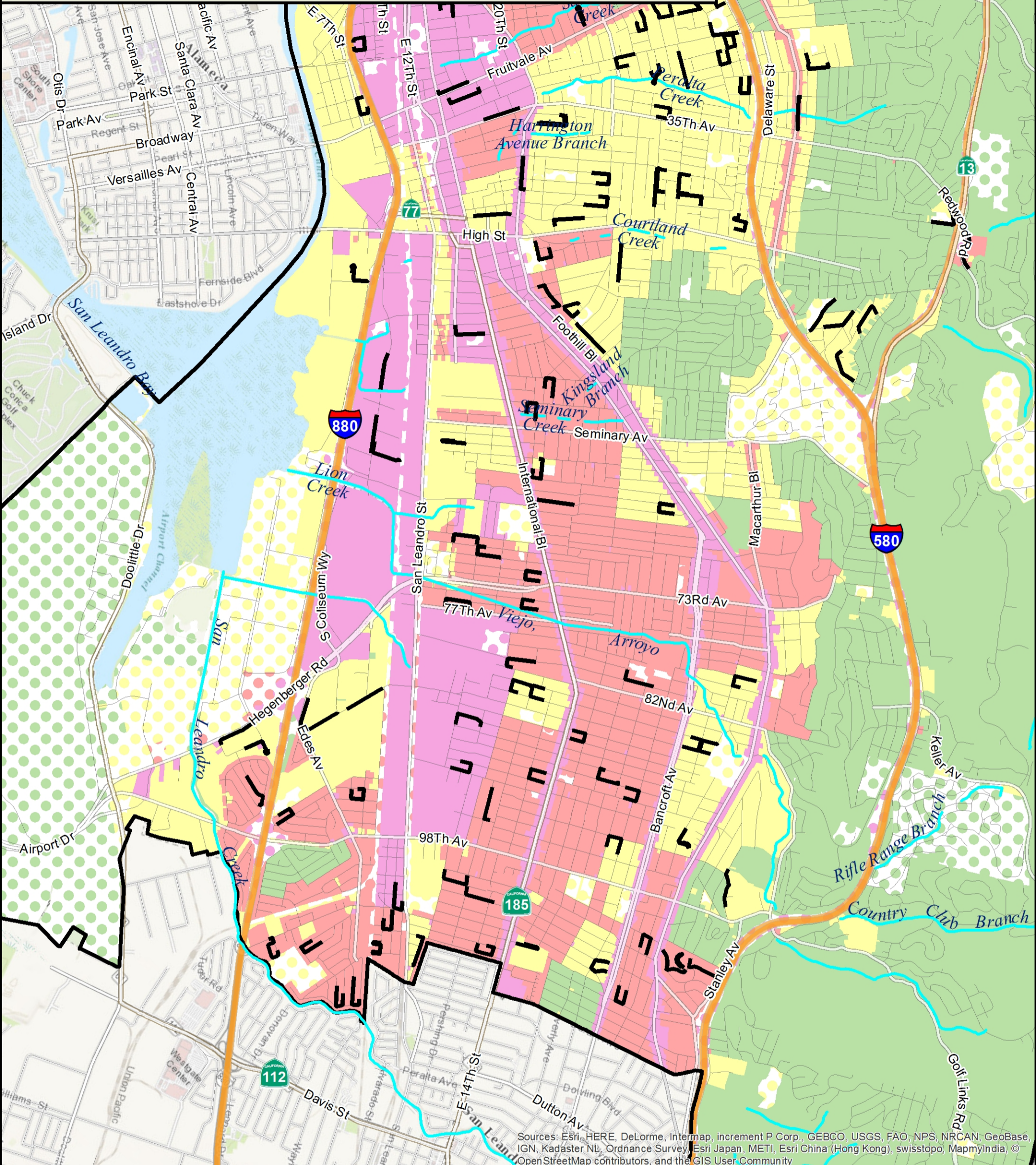
- Low
- Moderate
- High
- Very High

Non-Jurisdictional
(Dot color = Generation Category)

- On-Land Visual Trash Assessment Site
- Street
- Freeway
- Creek



City of Oakland South - On-land Visual Trash Assessment Map



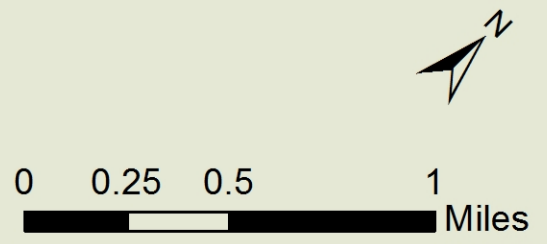
Sources: Esri, HERE, DeLorme, Intermap, increment P Corp., GEBCO, USGS, FAO, NPS, NRCAN, GeoBase, IGN, Kadaster NL, Ordnance Survey, Esri Japan, METI, Esri China (Hong Kong), swisstopo, MapmyIndia, © OpenStreetMap contributors, and the GIS User Community

Legend

Trash Generation Category

- Low
- Moderate
- High
- Very High
- Non-Jurisdictional
(Dot color = Generation Category)

- On-Land Visual Trash Assessment Site
- Street
- Freeway
- Creek



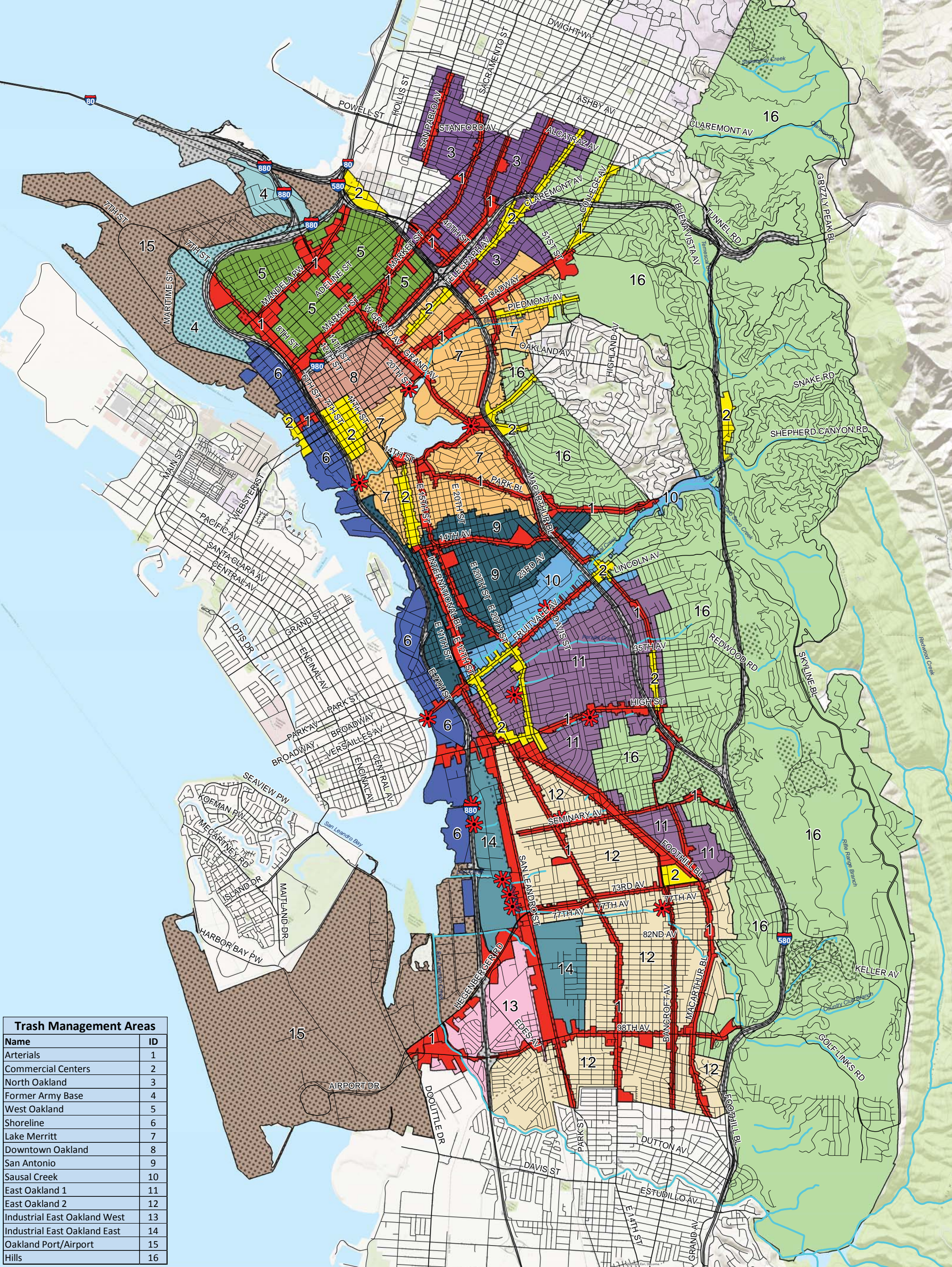
ATTACHMENT C.10.8

City of Oakland

Trash Management Areas Map

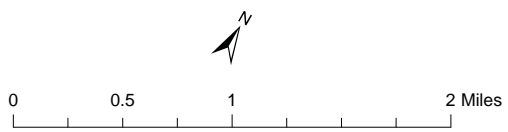
FY 2016-2017

City of Oakland Trash Management Areas Map



Trash Management Areas	
Name	ID
Arterials	1
Commercial Centers	2
North Oakland	3
Former Army Base	4
West Oakland	5
Shoreline	6
Lake Merritt	7
Downtown Oakland	8
San Antonio	9
Sausal Creek	10
East Oakland 1	11
East Oakland 2	12
Industrial East Oakland West	13
Industrial East Oakland East	14
Oakland Port/Airport	15
Hills	16

Legend	
	Trash Hot Spot/Assessment Area
	Non-Jurisdictional
	Streets
	Agency Boundary
	Creeks



Data Sources:
 Roads: Alameda County
 City Boundaries: Alameda County
 Background: ESRI World Topographic Map

Map Created By:
 EOA, Inc.

Date:
 January 30th, 2014

ATTACHMENT C.10.9

City of Oakland

Other Trash Management Actions Results by

Trash Management Area

FY 2016-2017

City of Oakland
Other Trash Management Actions Results by Trash Management Area
FY 2016-2017

TMA	Program TMA Name	Jurisdictional Acres in TMA	Percent Coverage in TMA	Business Inspection					ELF and BID		Total Existing BID Acres ⁵	Total Potential (New) BID Acres	Adopt a Spot Adopted Sites ⁶	Illegal Dumping and Homeless Encampment Abatement	
				Businesses Inspected	Percent of Total Inspected Businesses in TMA	Business Sweeps 4-6x per Week ¹	Verbal Notice Issued ²	Polystyrene Ban Non-Compliance Enforcement ³	ELF Business ⁴	Percent ELF Businesses in TMA				Illegal Dumping - Minimum Approximate Volume Removed (gallons)	Homeless Encampments Minimum Approximate Volume Removed (gallons)
TMA1	Arterials	2701	10%	178	37%	131	34	5	333	39%	29	115	59	1,935,277	48,271
TMA2	Commercial Centers	657	2%	152	31%	100	14	12	260	30%	463	104	21	224,439	28,478
TMA3	North Oakland	978	3%	6	1%	4	1	0	7	1%	0	0	7	147,792	3,938
TMA4	Former Army Base	141	0.5%	1	0.2%	0	0	0	1	0.1%	0	0	0	404	0
TMA5	West Oakland	946	3%	6	1%	2	0	0	9	1%	0	0	8	877,004	19,894
TMA6	Shoreline	809	3%	23	5%	15	3	0	15	2%	0	63	2	221,561	27,266
TMA7	Lake Merritt Watershed	1330	5%	20	4%	16	0	3	24	3%	1	19	20	442,011	26,054
TMA8	Downtown Oakland	306	1%	42	9%	32	2	3	95	11%	149	6	5	78,617	1,414
TMA9	San Antonio	777	3%	17	4%	14	3	2	20	2%	0	0	3	398,184	59,682
TMA10	Sausal Creek	475	2%	1	0%	0	0	0	6	1%	6	0	5	122,040	2,020
TMA11	East Oakland (1)	1416	5%	7	1%	0	0	0	18	2%	3	0	18	493,665	0
TMA12	East Oakland (2)	2672	9%	9	2%	4	0	0	24	3%	0	0	7	1,602,682	606
TMA13	Industrial East Oakland 1 - West	374	1%	6	1%	1	1	0	3	0.3%	0	12	3	238,890	202
TMA14	Industrial East Oakland 2 - East	576	2%	12	2%	6	3	0	4	0.5%	0	190	2	591,469	0
TMA15	Port/Airport	Not in jurisdiction	-	4	1%	1	1	0	14	2%	0	115	0	15,754	0
TMA16	Hills	14,179	50%	0	0%	0	0	0	29	3%	1	5	35	430,953	1,818
	Totals	28,337	100%	484	100%	326	62	25	862	100%	652	629	195	7,820,743	219,642
	Total estimated trash volume (in gallons) or weight (pounds) removed as a result of program efforts in each TMA			-		-	-	-	~62,000 lbs.				~45,000 gallons	7,820,743	219,642

¹ Number of inspected businesses that sweep and dispose of trash 4-6 times per week or more in front of and around business.

² Number of inspected businesses with verbal notices for trash management Issue(s)

³ Number of inspected businesses issued Notice of Violation (NOV) for Polystyrene Ban non-compliance

⁴ Number of Excess Litter Fee (ELF) businesses

⁵ Number of existing Business Improvement District (BID) **Acres**

⁶ Number of **confirmed active** adopted spots, parks and medians

⁷ All estimated street miles swept were derived from a GIS layers that requires additional QA/QC. The totals here are provided as approximations and may change once the underlying GIS data are evaluated.

⁸ Number students Receiving Litter Reduciton Outreach from Lake Merritt Institute

⁹ Number of businesses implementing the ReThink Disposable Program

City of Oakland
Other Trash Management Actions Results by Trash Management Area
FY 2016-2017

Program		Enhanced Street Sweeping				Outreach/Education		Visual Trash Assessment
TMA	TMA Name	Estimated ⁷ Street Miles Swept 3X per week	Estimated Street Miles Swept 1X per week	Estimated Street Miles Swept at other frequency	Estimated Total Street Miles Swept	Students ⁸	ReThink Businesses ⁹	VTA Results Trash Load Reduction Percent
TMA1	Arterials	66	15	60	141	0	1	18.00%
TMA2	Commercial Centers	24	3	7	35	131	4	6.00%
TMA3	North Oakland	0	1	37	38	0	0	2.40%
TMA4	Former Army Base	0	0	6	6	0	0	0.00%
TMA5	West Oakland	0	28	9	37	0	0	2.80%
TMA6	Shoreline	8	1	14	23	0	0	0.00%
TMA7	Lake Merritt Watershed	8	15	30	53	161	1	2.80%
TMA8	Downtown Oakland	14	1	0	15	0	10	3.20%
TMA9	San Antonio	0	3	32	35	0	0	3.40%
TMA10	Sausal Creek	0	0	13	13	56	1	0.60%
TMA11	East Oakland (1)	0	0	54	54	0	0	0.00%
TMA12	East Oakland (2)	0	0	99	99	0	0	3.20%
TMA13	Industrial East Oakland 1 - West	0	0	10	10	40	0	0.00%
TMA14	Industrial East Oakland 2 - East	0	0	13	13	51	0	0.00%
TMA15	Port/Airport	0	7	36	43	0	0	0.00%
TMA16	Hills	4	0	349	353	75	1	0.00%
	Totals	123	57	768	967	383	18	42.40%
Total estimated trash volume (in gallons) or weight (pounds) removed as a result of program efforts in each TMA						-	-	

- 1 Number of inspected businesses that sweep and dispose of trash 4-6 times per week or more in front of and around business.
- 2 Number of inspected businesses with verbal notices for trash management Issue(s)
- 3 Number of inspected businesses issued Notice of Violation (NOV) for Polystyrene Ban non-compliance
- 4 Number of Excess Litter Fee (ELF) businesses
- 5 Number of existing Business Improvement District (BID) Acres
- 6 Number of confirmed active adopted spots, parks and medians
- 7 All estimated street miles swept were derived from a GIS layers that requires additional QA/QC. The totals here are provided as approximations and may change once the underlying GIS data are evaluated.
- 8 Number students Receiving Litter Reduciton Outreach from Lake Merritt Institute
- 9 Number of businesses implementing the ReThink Disposable Program

ATTACHMENT C.10.10

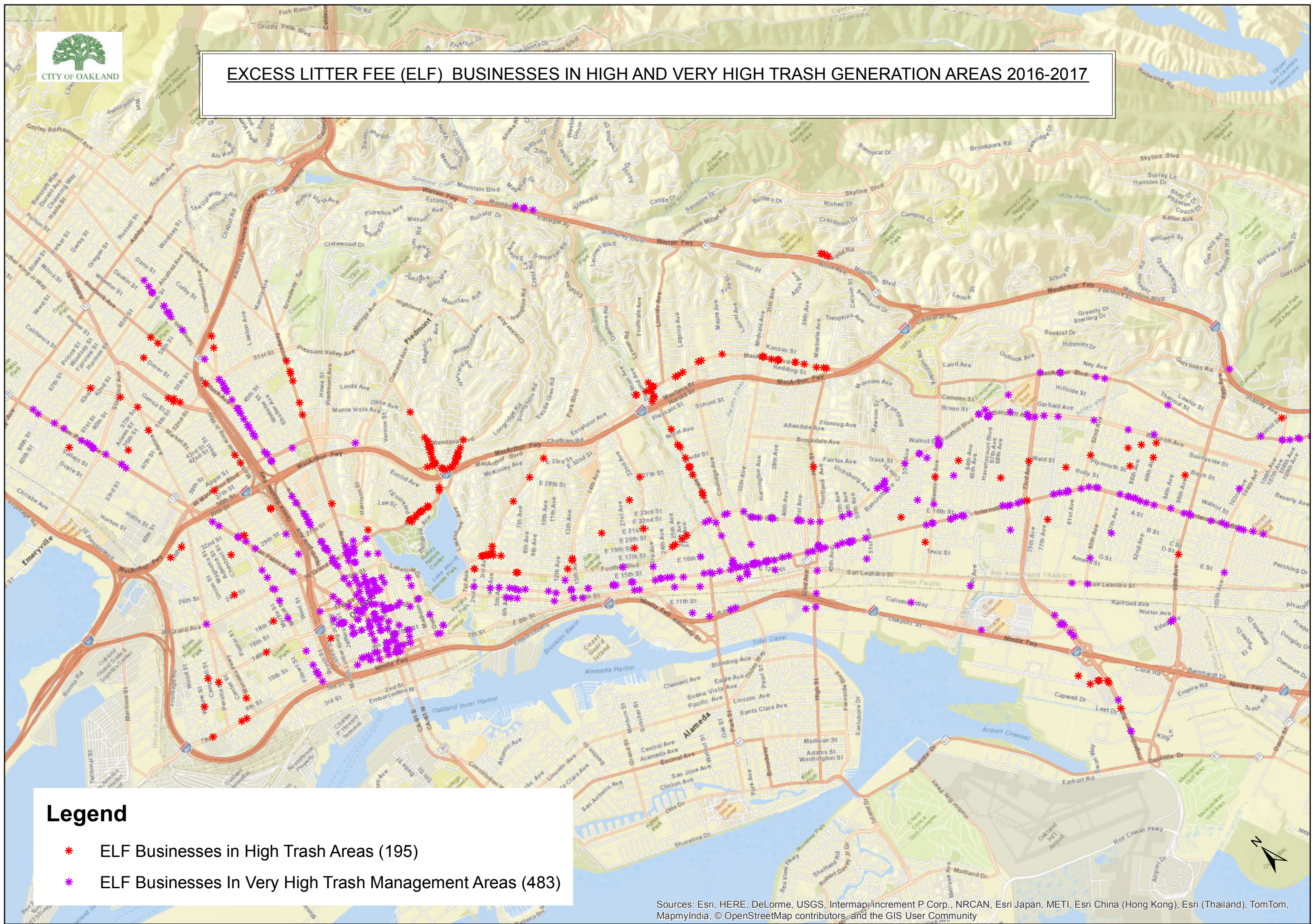
City of Oakland

Excess Litter Fee Businesses in High and Very High Trash Areas

FY 2016-2017



EXCESS LITTER FEE (ELF) BUSINESSES IN HIGH AND VERY HIGH TRASH GENERATION AREAS 2016-2017



Legend

- * ELF Businesses in High Trash Areas (195)
- * ELF Businesses In Very High Trash Management Areas (483)

Sources: Esri, HERE, DeLorme, USGS, Intermap, increment P Corp., NRCAN, Esri Japan, METI, Esri China (Hong Kong), Esri (Thailand), TomTom, MapmyIndia, © OpenStreetMap contributors, and the GIS User Community


ATTACHMENT C.10.11

City of Oakland

Excess Litter Fee Businesses in

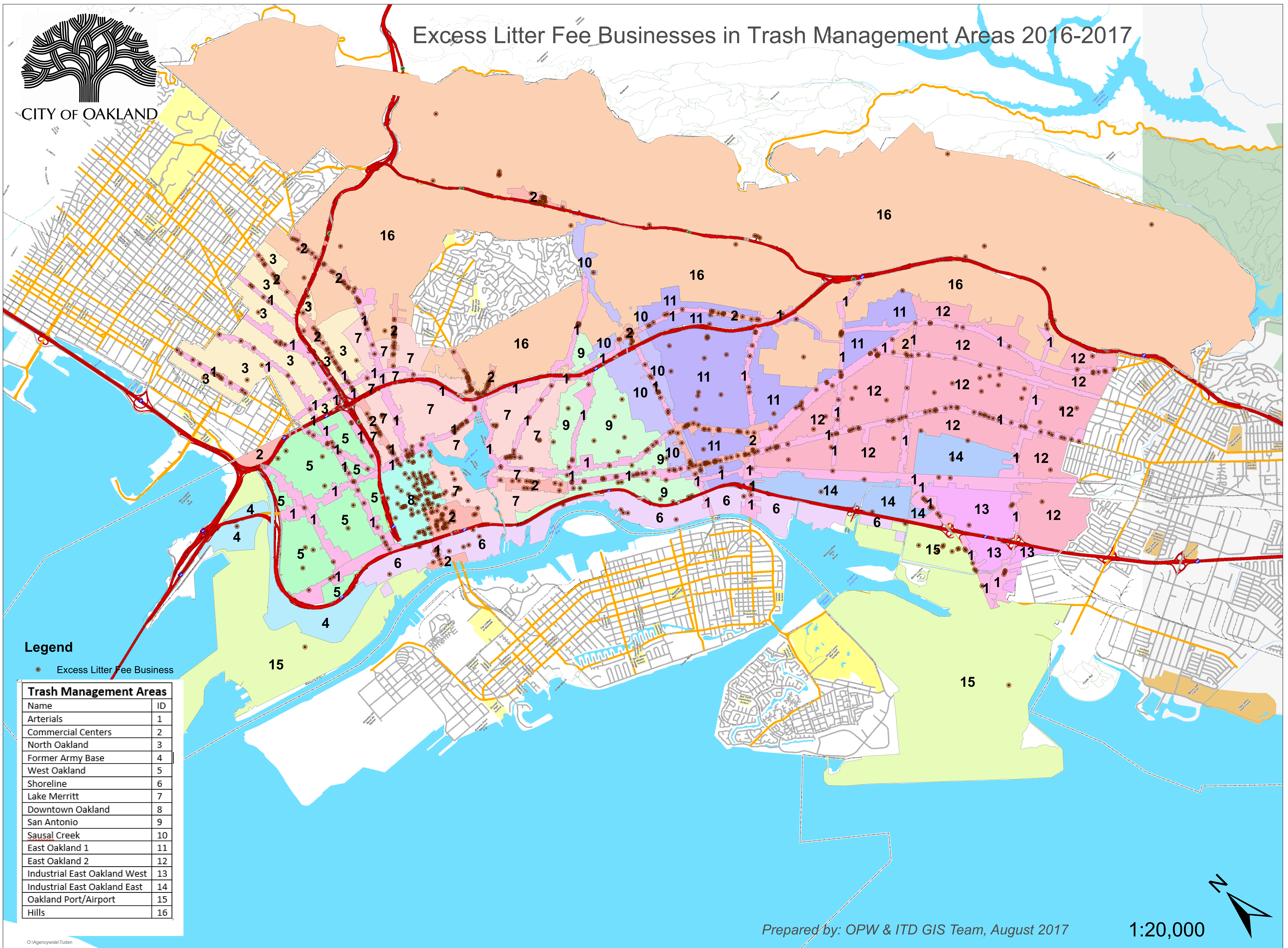
Trash Management Areas

FY 2016-2017



CITY OF OAKLAND

Excess Litter Fee Businesses in Trash Management Areas 2016-2017



Legend

● Excess Litter Fee Business

Name	ID
Arterials	1
Commercial Centers	2
North Oakland	3
Former Army Base	4
West Oakland	5
Shoreline	6
Lake Merritt	7
Downtown Oakland	8
San Antonio	9
Sausal Creek	10
East Oakland 1	11
East Oakland 2	12
Industrial East Oakland West	13
Industrial East Oakland East	14
Oakland Port/Airport	15
Hills	16

Prepared by: OPW & ITD GIS Team, August 2017

1:20,000

ATTACHMENT C.10.12

City of Oakland

Excess Litter Fee (ELF) Fact Sheet

FY 2016-2017

Excess Litter Fee Program



WHAT IS THE EXCESS LITTER FEE PROGRAM?

On February 21, 2006, The City of Oakland adopted Ordinance 12727, enacting an Excess Litter Fee on Fast Food Businesses, Convenience Markets, Gasoline Station Markets and Liquor Stores. The purpose of this ordinance is to create and maintain safe, clean and sanitary streets, sidewalks, and public spaces by assessing a fee on businesses known to generate particularly high amounts of disposable materials that end up as trash and litter on the streets. The fee will not only provide the resources to collect and dispose of such trash to keep our City clean, but will also prevent trash and litter from entering the City's storm water runoff system, and potentially polluting those waters and/or hampering the proper performance of our system.

WHO IS REQUIRED TO FILE AND PAY?

- Fast Food Businesses
- Convenience Markets
- Gasoline Station Markets
- Liquor Stores

Every eligible business must file an annual Excess Litter Fee declaration on or before Aug 30 of each year, providing gross receipts. Gross receipts do not include the receipts from the sale of alcohol, gasoline or automotive services or products. Eligible businesses in Business Improvement Districts (BID) that currently pay BID assessments are subject to only 50% of the litter fee. After receipt of the declaration, the City will send you a fee assessment invoice. Payment of fees must be made within 15 days of issue date. Vehicular food vendors are not subject to the fee.

ELIGIBLE BUSINESSES DEFINED: (ORD 12727) www.oaklandnet/litterfeeordinance.com???

CONVENIENCE MARKET means any business engaged in the retail sale of food, beverages, and small personal convenience items, primarily for immediate off-premises consumption and typically found in establishments with long or late hours of operation but excludes delicatessens and other specialty food shops and businesses, businesses that are engaged in Large-Scale Combined Retail and Grocery sales Commercial Activities, as defined by Oakland Municipal code Section 17.10.345, and businesses that have a sizeable assortment of fresh fruits and vegetables and fresh-cut meat

FAST FOOD BUSINESS: means any business engaged in the retail sale of ready-to-eat prepared foods and beverages, for on- or off-premises consumption, whenever the foods and beverages are available upon a short waiting time and are primarily served in or on disposable wrappers, containers, or plates. Fast-Food Businesses may also exhibit other design and operating characteristics, including: (a) a limited menu; (B) food is typically ordered and served at a service counter; (C) food is paid for prior to consumption; (D) the facility in which the activity/use is occurring provides a take-out counter space and space for customer queuing. They also include certain activities accessory to the above, as specified in Section 17.10.040. In those areas of the city subject to the vehicular food vending pilot program ordinance, a business engaged in "vehicular food vending," as defined by Section 17.10.290, is not considered a Fast Food Business.

GASOLINE MARKET means any business engaged in the retail sale of food, beverages and small personal convenience items along with the retail sale of gasoline but excludes any business engaged in Large-Scale Combined Retail and Grocery Sales Commercial Activity as defined in Oakland Municipal Code Section 17.10.345, and excludes wholesale clubs or other establishments selling primary bulk merchandise and charging membership dues or otherwise restricting merchandise sales to customers paying a periodic access fee.

LIQUOR STORE: means any business engaged in Alcoholic Beverage Sales Commercial Activity, as defined in Oakland Municipal Code Section 17.10.300, but excludes any business engaged in Large-Scale Combined Retail and Grocery Sales Commercial Activity as defined in Oakland Municipal Code Section 17.10.345, and excludes wholesale clubs or other establishments selling primary bulk merchandise and charging membership dues or otherwise restricting merchandise sales to customers paying a periodic access fee.

HOW MUCH AM I REQUIRED TO PAY?

The annual excess litter fees are based on the gross receipts of your business classification:

Large Business with annual gross receipts of \$1,000,000 or more pay \$3,815.00.

Medium business with annual gross receipts between \$500,000 and \$999,999 pay \$910.00

Small Business with annual gross receipts between \$5,000 and \$499,999 pay \$230.00

Annual gross receipts between \$0 and \$4,999 there is no fee.

Note: Gross receipts shall not include the receipts for the sale of alcohol, gasoline or automotive services or products.

WHO IS ELIGIBLE FOR REDUCED FEES OR EXEMPTION?

Eligible businesses in Business Improvement Districts (i.e. Rockridge, Montclair and Fruitvale) that are currently paying assessments to a business improvement district shall pay only 50% (fifty) percent of the fee.

The City Administrator or her designee may **further exempt** any eligible business from the Excess Litter Fee if they determine that (OMC 12727, SEC 5F):

1. Such eligible Businesses' respective Business Improvement District is not within 3 blocks of a Targeted Street or
2. If Eligible Businesses' respective Business Improvement District is within 3 blocks of a Targeted Street, and the business improvement district has an effective program to clean up litter originating from the eligible businesses on the Targeted Street.

HOW DO I FILE AN APPEAL?

An owner of a business/business property assessed with Excess Litter Fees may appeal such assessment directly to a hearing officer designated by the City Administrator. Such appeal must be submitted by the due date of the City's notice. The appeal filing fee is \$67.50. The administrative fee will be refunded to you if your appeal is granted.

The Appeal must state and may only proceed if based upon at least one of the following: 1) Eligible Business (definition). 2) classification (small, medium or large) and 3) further exemption.

Upon receipt of your appeal form, declaration, and administrative appeal fee, the hearing officer will schedule a hearing and send you a written notice of the date. The hearing officer may issue any orders or imposed conditions consistent with the purposes of the Litter Fee Ordinance. The determination of the hearing office shall be final.

WHAT IF I PAY LATE OR FAIL TO COMPLY?

Failure to pay the fee owed as determined by the Finance and Management Agency within 15 days of the invoice date is a violation of the ordinance. Such violation will result in a 10% to 50% penalty and interest will accrue at one percent per month until liability is paid.

Failure to complete the declaration and return it to the City in a timely manner, will result in a \$50.00 fee assessment.

City of Oakland
Business Tax Section – EXCESS LITTER FEE PROGRAM
250 Frank H. Ogawa Plaza, Suite 1320
Oakland, CA 94612
Phone: (510) 238-3360
Fax: (510) 238-7128
Email: Oaklandbusinesstax@oaklandnet.com



Si desea obtener esta información en español, por favor llame a la Línea Directa Sobre Acceso Equitativo al (510) 238-6812.

若需要中文協助，請致電平等使用服務專線 (510) 238-6812。

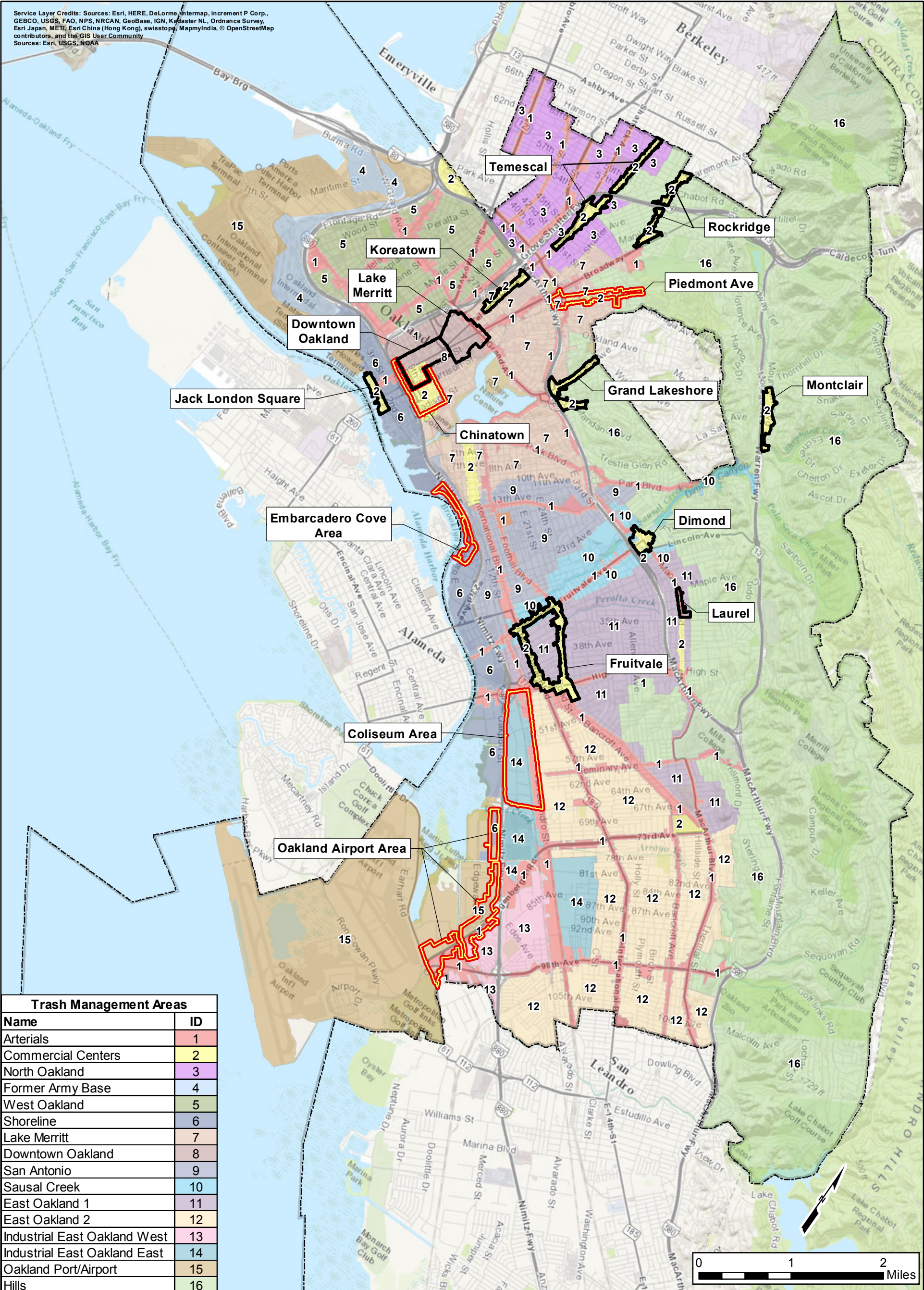
Neáu quýù vò cààn sõi giuùp ñõõ bàøng tiéàng Việät, xin vui lòng gọi vền phõng Bình Nẵng Trong Việác Sõu Dũng (Equal Access) tại số (510) 238-6812.

ATTACHMENT C.10.13




**City of Oakland Business Improvement Districts and Trash
Management Areas**

FY 2016-2017

Service Layer Credits: Sources: Esri, HERE, DeLorme, Intermap, increment P Corp., GEBCO, USGS, FAO, NPS, NRCAN, GeoBase, IGN, Kadaster NL, Ordnance Survey, Esri Japan, METI, Esri China (Hong Kong), swisstopo, MapmyIndia, © OpenStreetMap contributors, and the GIS User Community
Sources: Esri, USGS, NOAA



Trash Management Areas	
Name	ID
Arterials	1
Commercial Centers	2
North Oakland	3
Former Army Base	4
West Oakland	5
Shoreline	6
Lake Merritt	7
Downtown Oakland	8
San Antonio	9
Sausal Creek	10
East Oakland 1	11
East Oakland 2	12
Industrial East Oakland West	13
Industrial East Oakland East	14
Oakland Port/Airport	15
Hills	16

Legend	
	Existing BID
	Potential Future BID
	Oakland City Limits

Business Improvement Districts and Trash Management Areas
FY 16/17
Oakland, California

Date: 09/08/2017



ATTACHMENT C.10.14

**City of Oakland Existing and Future Potential Business
Improvement Districts**

FY 2016-2017

City of Oakland
Existing and Future Potential Business Improvement Districts
FY 16/17

	<i>Dimond</i>	<i>Downtown Oakland CBD²</i>	<i>Fruitvale</i>	<i>Grand Lakeshore</i>	<i>Jack London Square</i>	<i>Koreatown CBD</i>	<i>Lake Merritt CBD</i>	<i>Laurel</i>	<i>Montclair</i>	<i>Rockridge</i>	<i>Temescal</i>	<i>Chinatown¹</i>	<i>Coliseum Area¹</i>	<i>Embarcadero Cove Area¹</i>	<i>Oakland Airport Area¹</i>	<i>Piedmont Ave¹</i>	<i>Total Existing BID Acres</i>	<i>Total Potential BID Acres</i>
TMA 1						19	10					67		48		29	115	
TMA 2	24	32	134	48	26	31		38	48	83	67				37	463	104	
TMA 3																0	0	
TMA 4																0	0	
TMA 5																0	0	
TMA 6													40	23		0	63	
TMA 7			1			0					7				13	1	19	
TMA 8	64					85					6					149	6	
TMA 9																0	0	
TMA 10	6															6	0	
TMA 11							3									3	0	
TMA 12																0	0	
TMA 13														12		0	12	
TMA 14												190				0	190	
TMA 15														115		0	115	
TMA 16	1														5	1	5	
	31	96	134	49	26	31	104	12	38	48	83	80	257	40	198	55	652	629

¹ Potential Future Business Improvement District

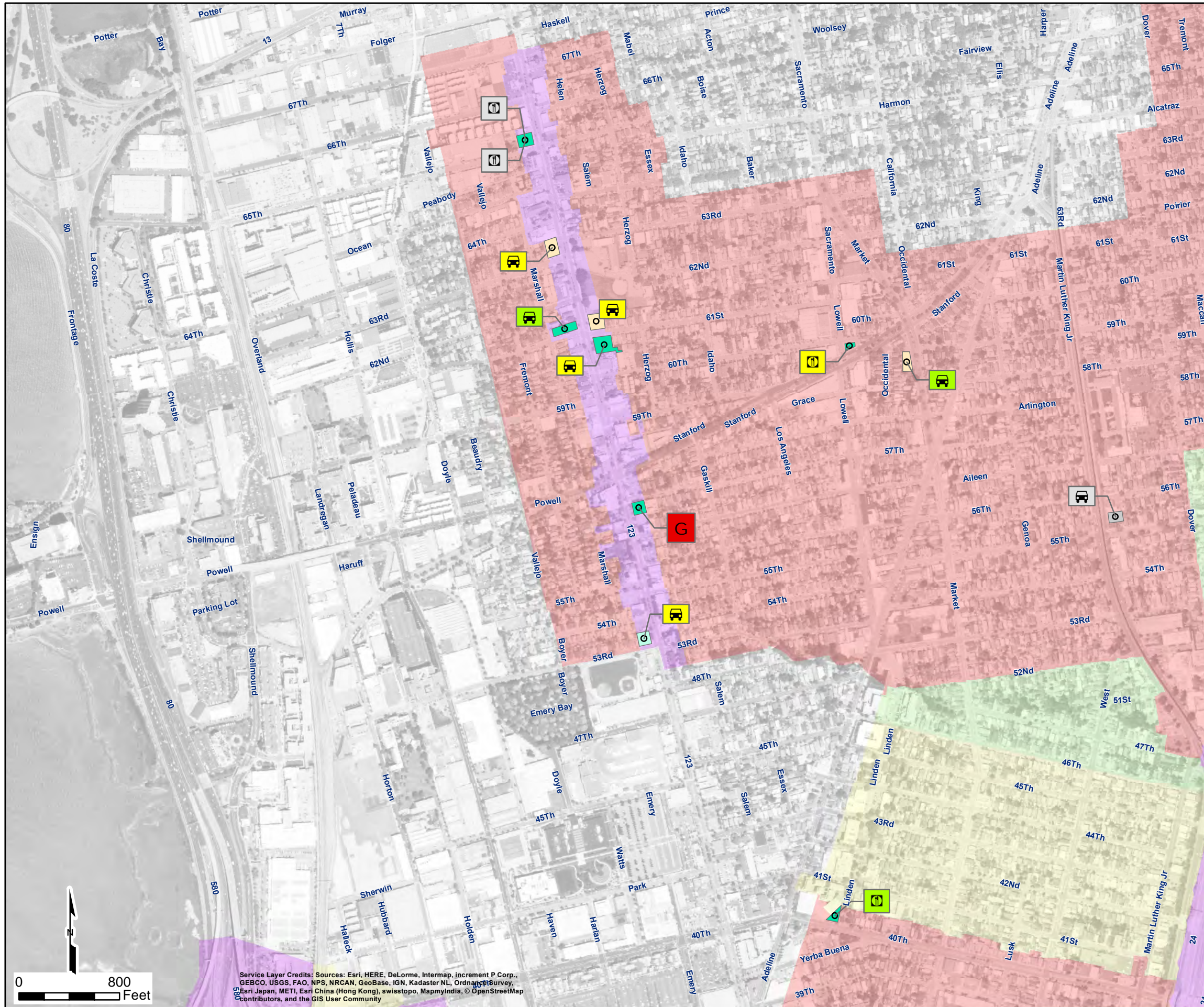
² Community Benefit District

ATTACHMENT C.10.15

City of Oakland

Facility Inspections and Trash Control Measures

FY 2016-2017



Service Layer Credits: Sources: Esri, HERE, DeLorme, Intermap, Incent P Corp., GEBCO, USGS, FAO, NPS, NRCAN, GeoBase, IGN, Kadaster NL, Ordnance Survey, Esri Japan, METI, Esri China (Hong Kong), swisstopo, MapmyIndia, © OpenStreetMap contributors, and the GIS User Community

Legend

Type of Facility

- G Grocery/Liquor Store
- Food Service Establishment
- Automotive/Gas Station
- C Commercial/Industrial
- FM Flea Market
- N Nursery

Trash Rating of Facilities' Ancillary Property (per visual assessment)

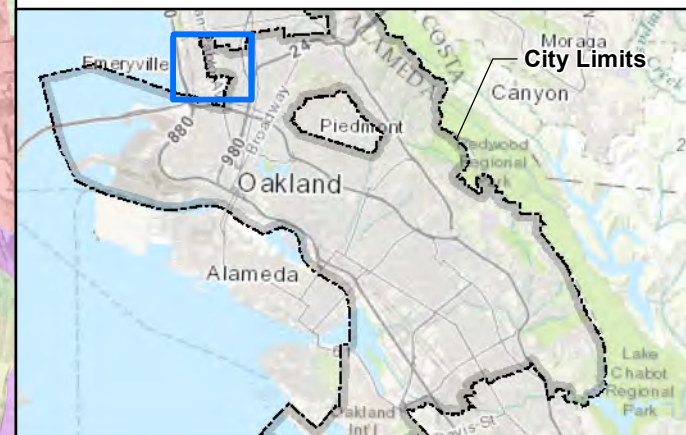
- A
- B
- C
- D
- N/A

Facilities' Cleaning Frequency in Right of Way

- + Daily
- + 4 - 6 times per week
- + Infrequent
- + N/A
- + Unknown

Trash Generation Rate

- Low
- Medium
- High
- Very High

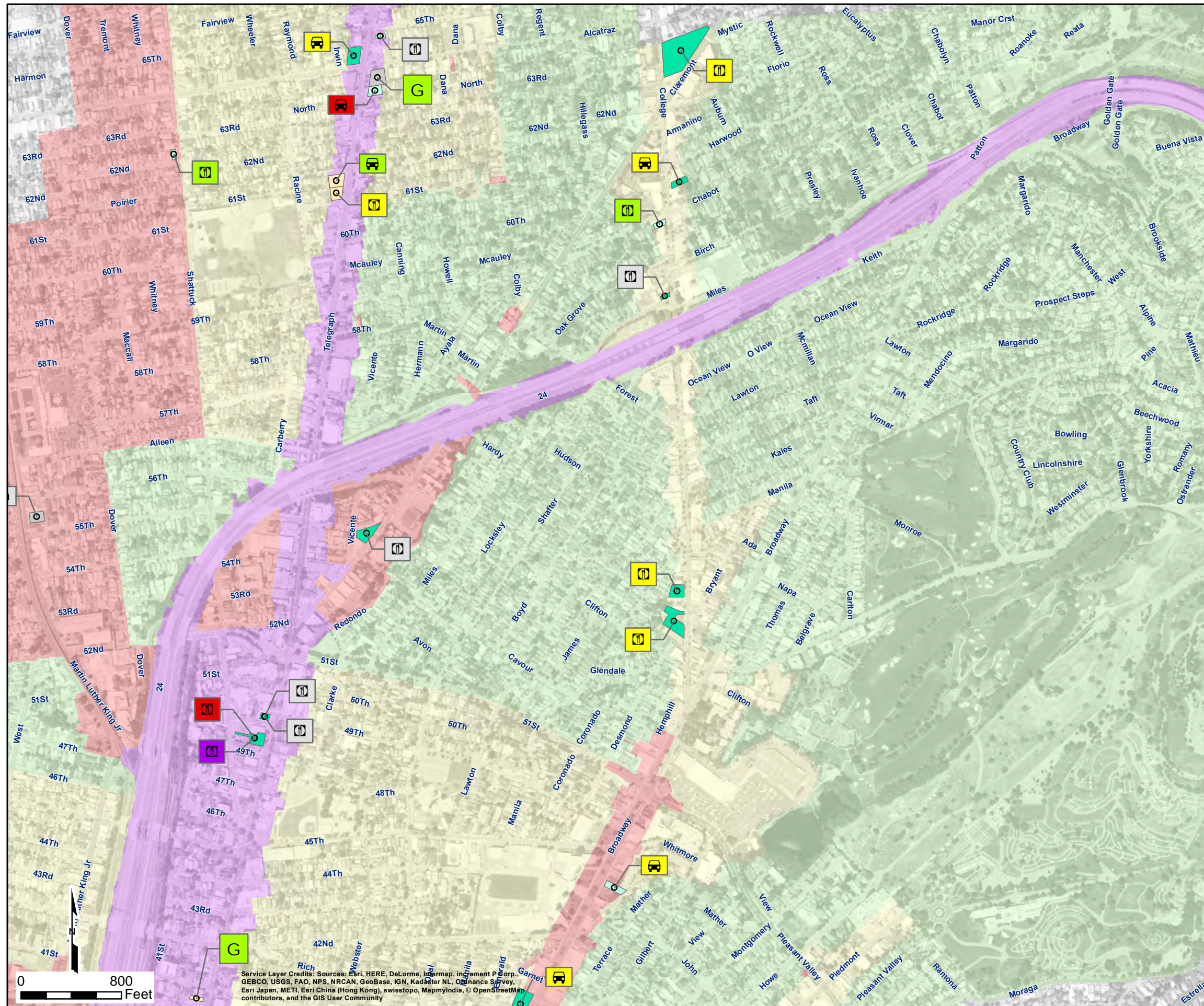


Facility Inspections and Trash Control Measures, FY 16/17
Figure 1 of 15
Oakland, California



Attachment

Date: 08/16/2017



Legend

Type of Facility

- G Grocery/Liquor Store
- Food Service Establishment
- Automotive/Gas Station
- C Commercial/Industrial
- FM Flea Market
- N Nursery

Trash Rating of Facilities' Ancillary Property (per visual assessment)

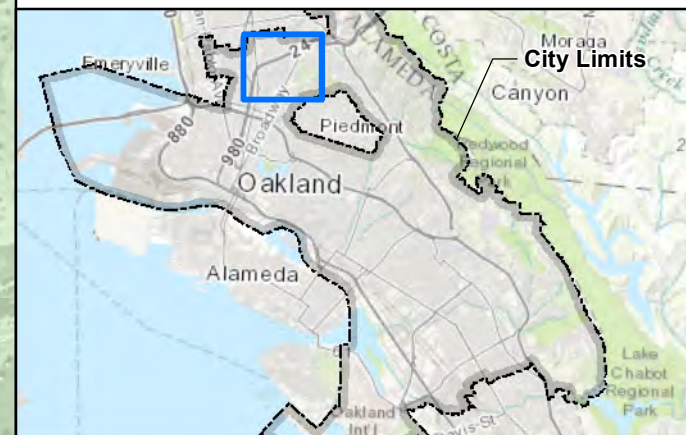
- A
- B
- C
- D
- N/A

Facilities' Cleaning Frequency in Right of Way

- + Daily
- + 4 - 6 times per week
- + Infrequent
- + N/A
- Unknown

Trash Generation Rate

- Low
- Medium
- High
- Very High



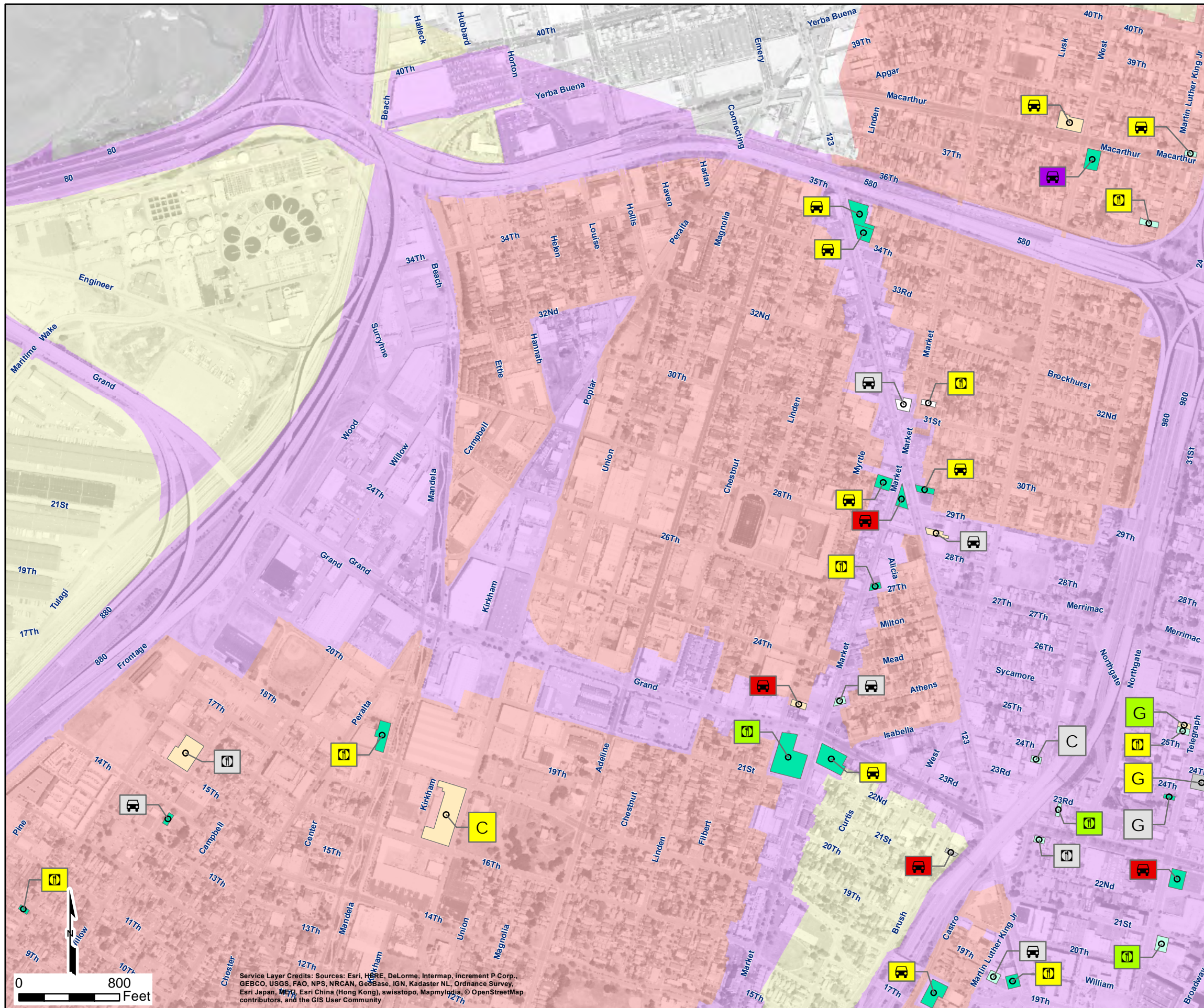
Facility Inspections and Trash Control Measures, FY 16/17
Figure 2 of 15
Oakland, California



Attachment

Date: 08/16/2017

Service Layer Credits: Sources: Esri, HERE, DeLorme, Intermap, increment P Corp., GEBCO, USGS, FAO, NPS, NRCAN, GeoBase, IGN, Kadaster NL, Ordnance Survey, Esri Japan, METI, Esri China (Hong Kong), swisstopo, Mapbox India, © OpenStreetMap contributors, and the GIS User Community



Legend

Type of Facility

- G Grocery/Liquor Store
- Food Service Establishment
- Automotive/Gas Station
- C Commercial/Industrial
- FM Flea Market
- N Nursery

Trash Rating of Facilities' Ancillary Property (per visual assessment)

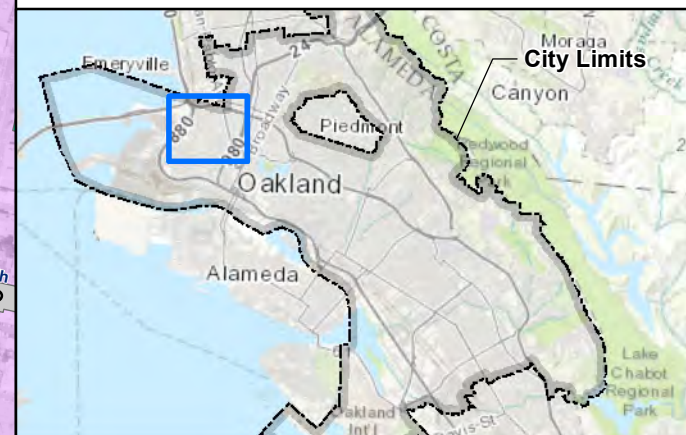
- A
- B
- C
- D
- N/A

Facilities' Cleaning Frequency in Right of Way

- + Daily
- + 4 - 6 times per week
- + Infrequent
- + N/A
- Unknown

Trash Generation Rate

- Low
- Medium
- High
- Very High



Facility Inspections and Trash Control Measures, FY 16/17
Figure 3 of 15
Oakland, California

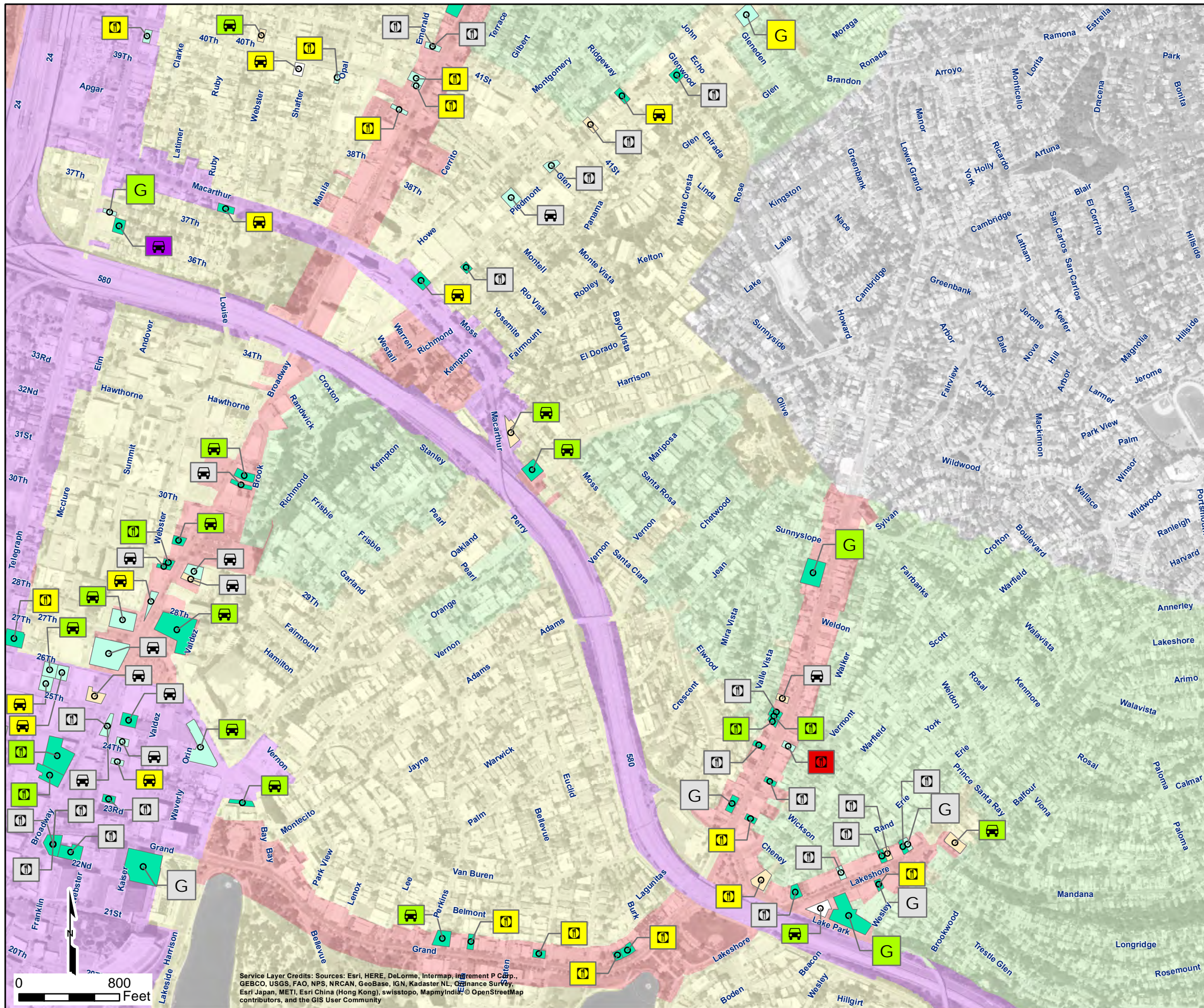


Attachment

Date: 08/16/2017



Service Layer Credits: Sources: Esri, HERE, DeLorme, Intermap, increment P Corp., GEBCO, USGS, FAO, NPS, NRCAN, GeoBase, IGN, Kadaster NL, Ordnance Survey, Esri Japan, Swisstopo, Esri China (Hong Kong), swisstopo, MapmyIndia, © OpenStreetMap contributors, and the GIS User Community



Legend

Type of Facility

- G Grocery/Liquor Store
- Food Service Establishment
- Automotive/Gas Station
- C Commercial/Industrial
- FM Flea Market
- N Nursery

Trash Rating of Facilities' Ancillary Property (per visual assessment)

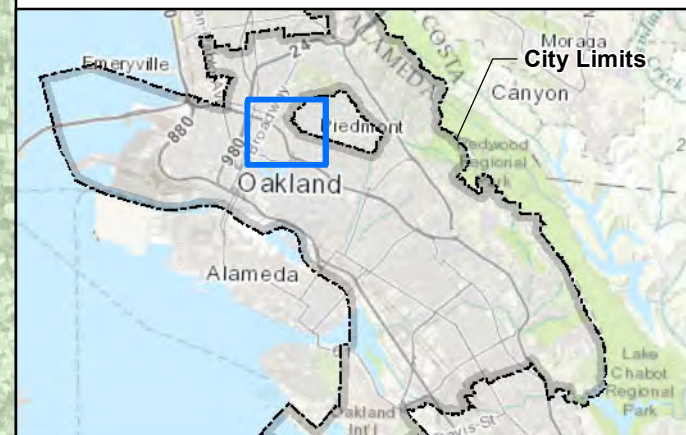
- A
- B
- C
- D
- N/A

Facilities' Cleaning Frequency in Right of Way

- Daily
- 4 - 6 times per week
- Infrequent
- N/A
- Unknown

Trash Generation Rate

- Low
- Medium
- High
- Very High



Facility Inspections and Trash Control Measures, FY 16/17
Figure 4 of 15
Oakland, California

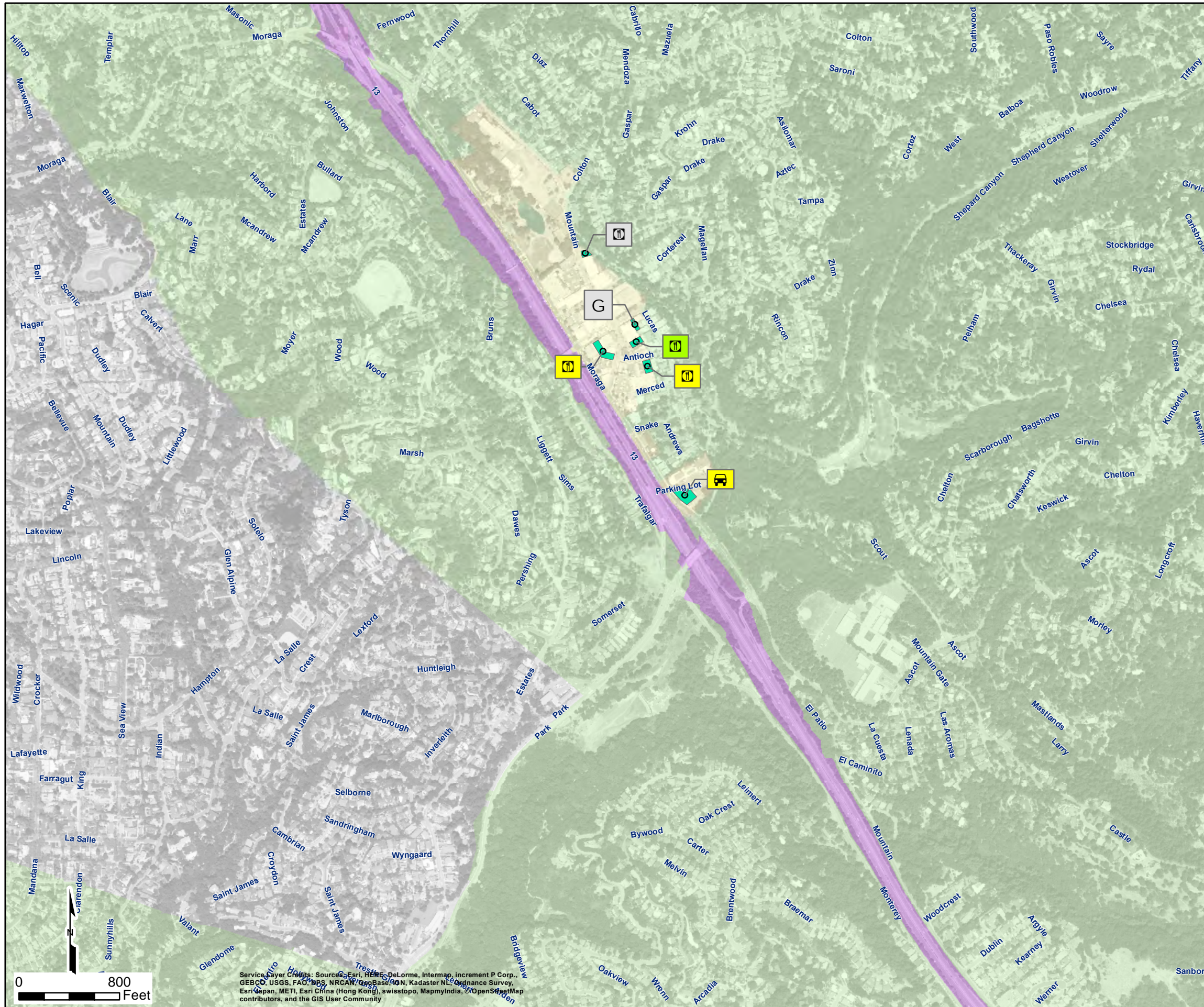


Attachment

Date: 08/16/2017



Service Layer Credits: Sources: Esri, HERE, DeLorme, Intermap, increment P Corp., GEBCO, USGS, FAO, NPS, NRCAN, GeoBase, IGN, Kadaster NL, Ordnance Survey, Esri Japan, METI, Esri China (Hong Kong), swisstopo, MapmyIndia, © OpenStreetMap contributors, and the GIS User Community



Legend

Type of Facility

- G Grocery/Liquor Store
- Food Service Establishment
- Automotive/Gas Station
- C Commercial/Industrial
- FM Flea Market
- N Nursery

Trash Rating of Facilities' Ancillary Property (per visual assessment)

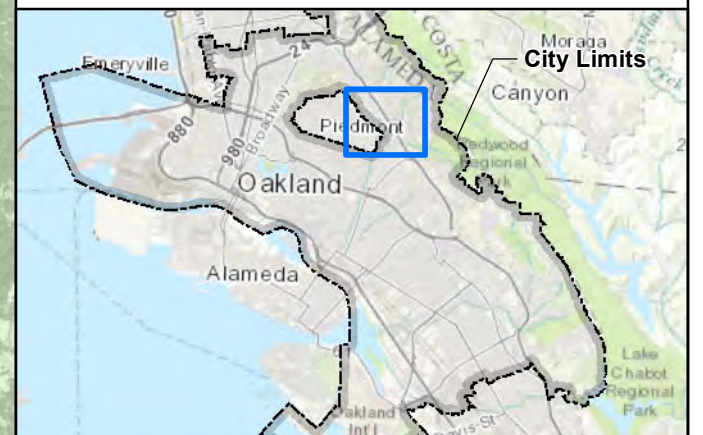
- A
- B
- C
- D
- N/A

Facilities' Cleaning Frequency in Right of Way

- + Daily
- + 4 - 6 times per week
- + Infrequent
- + N/A
- + Unknown

Trash Generation Rate

- Low
- Medium
- High
- Very High



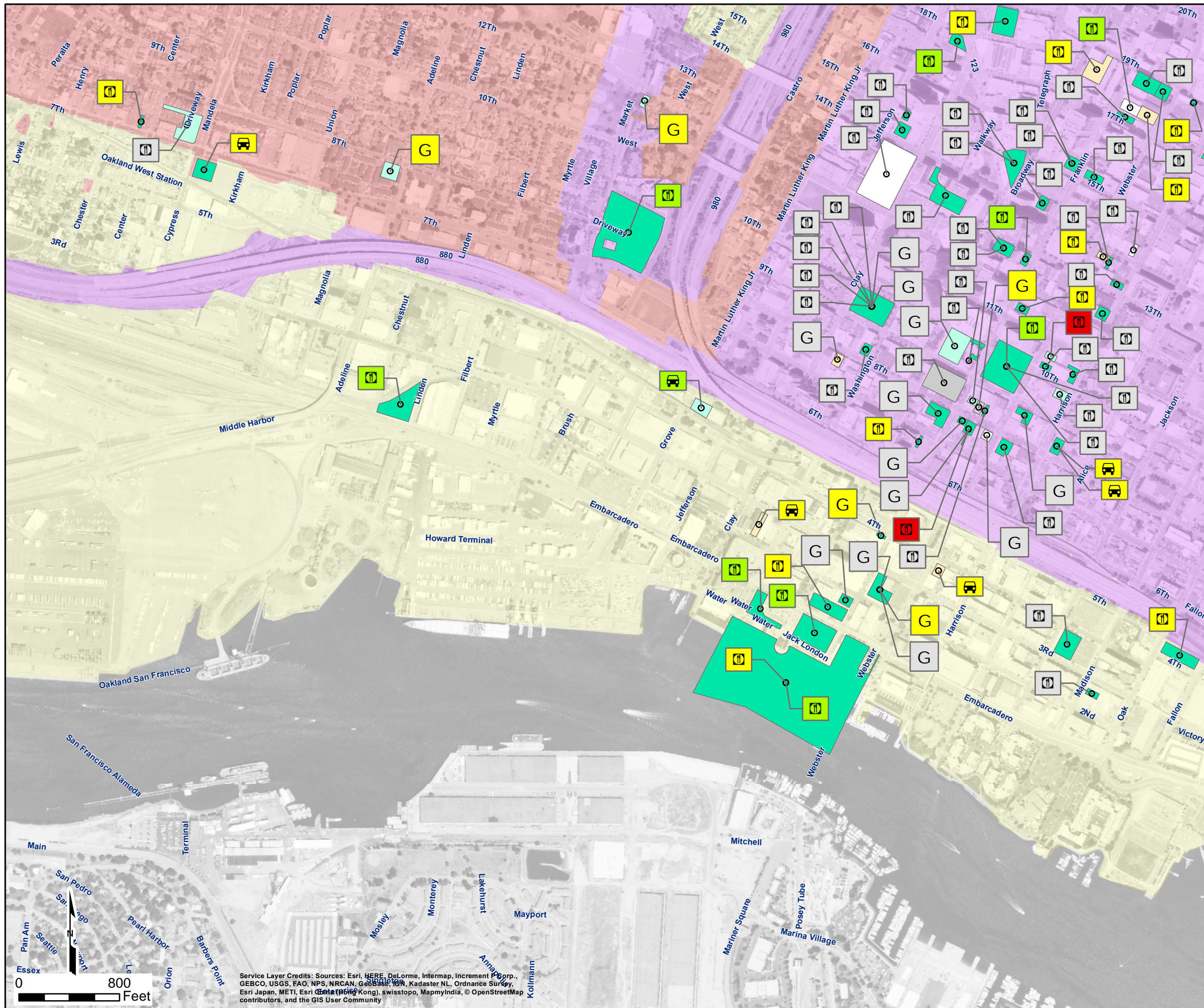
Service Layer Credits: Sources: Esri, HERE, DeLorme, Intermap, increment P Corp., GEBCO, USGS, FAO, NPS, NRCAN, Esri, Swisstopo, Mapbox, IGN, Kadaster NL, Ordnance Survey, Esri Japan, METI, Esri China (Hong Kong), Swisstopo, MapmyIndia, © OpenStreetMap contributors, and the GIS User Community

Facility Inspections and
Trash Control Measures,
FY 16/17
Figure 5 of 15
Oakland, California



Attachment

Date: 08/16/2017



Legend

Type of Facility

- Grocery/Liquor Store
- Food Service Establishment
- Automotive/Gas Station
- Commercial/Industrial
- Flea Market
- Nursery

Trash Rating of Facilities' Ancillary Property (per visual assessment)

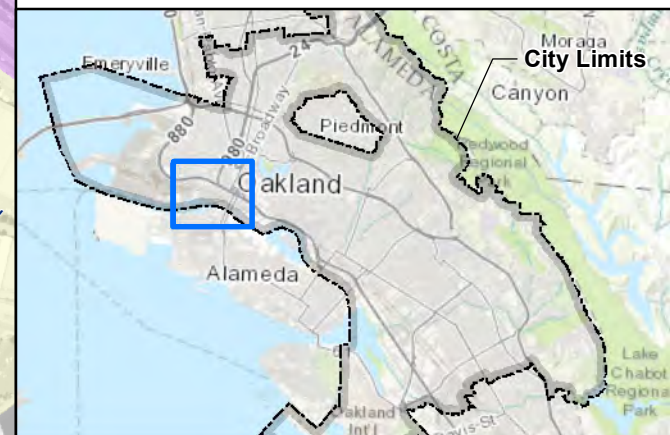
- A
- B
- C
- D
- N/A

Facilities' Cleaning Frequency in Right of Way

- Daily
- 4 - 6 times per week
- Infrequent
- N/A
- Unknown

Trash Generation Rate

- Low
- Medium
- High
- Very High



Facility Inspections and Trash Control Measures, FY 16/17
Figure 6 of 15
Oakland, California

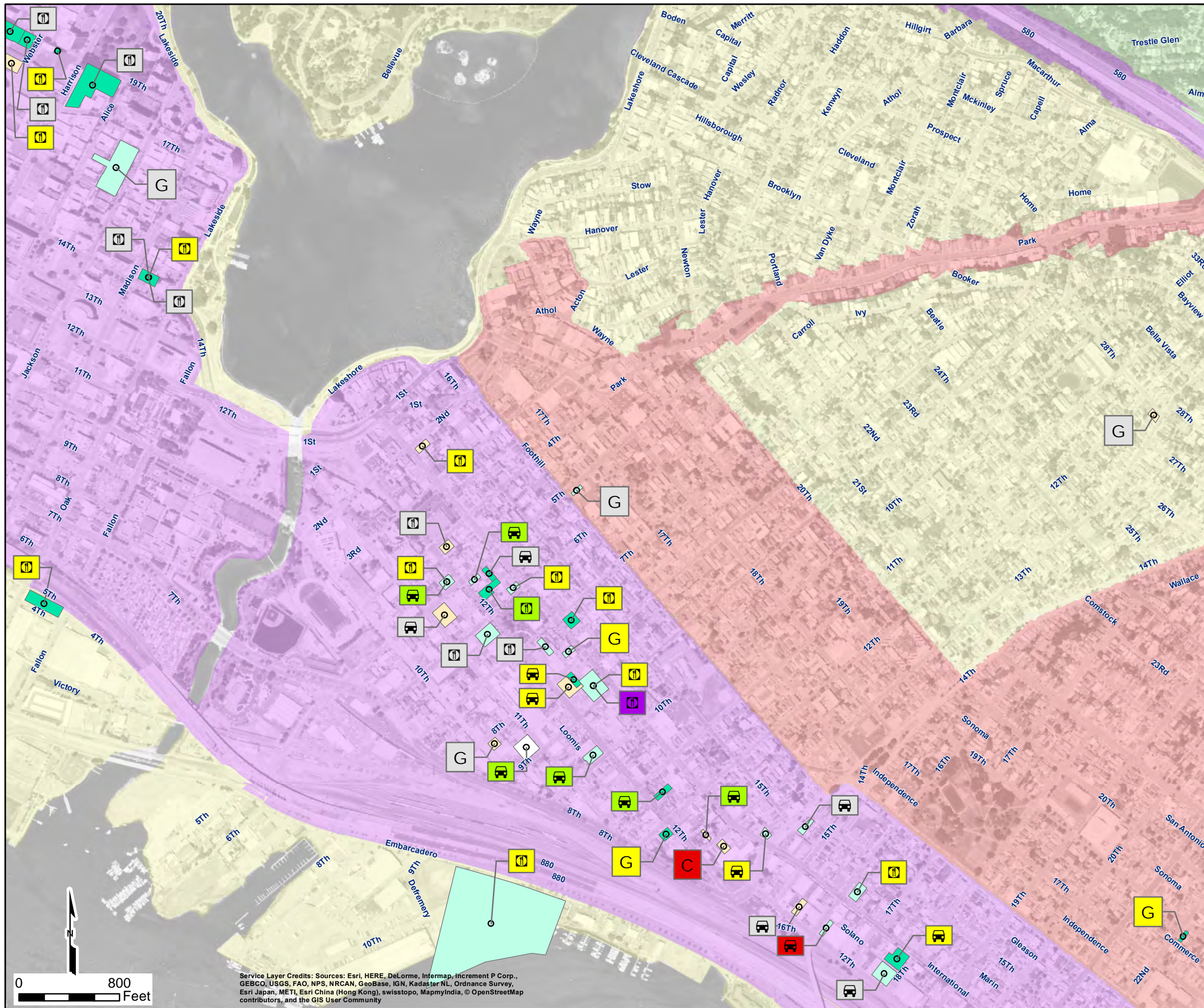


Attachment

Date: 08/16/2017



Service Layer Credits: Sources: Esri, HERE, DeLorme, Intermap, increment P Corp., GEBCO, USGS, FAO, NPS, NRCAN, GeBCO, IGN, Kadaster NL, Ordnance Survey, Esri Japan, METI, Esri (Hong Kong), swisstopo, MapmyIndia, © OpenStreetMap contributors, and the GIS User Community



Legend

Type of Facility

- G Grocery/Liquor Store
- FSE Food Service Establishment
- AGS Automotive/Gas Station
- C Commercial/Industrial
- FM Flea Market
- N Nursery

Trash Rating of Facilities' Ancillary Property (per visual assessment)

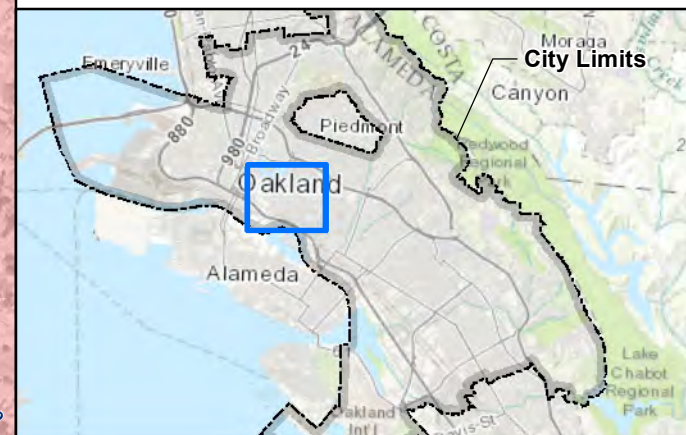
- A
- B
- C
- D
- N/A

Facilities' Cleaning Frequency in Right of Way

- Daily
- 4 - 6 times per week
- Infrequent
- N/A
- Unknown

Trash Generation Rate

- Low
- Medium
- High
- Very High



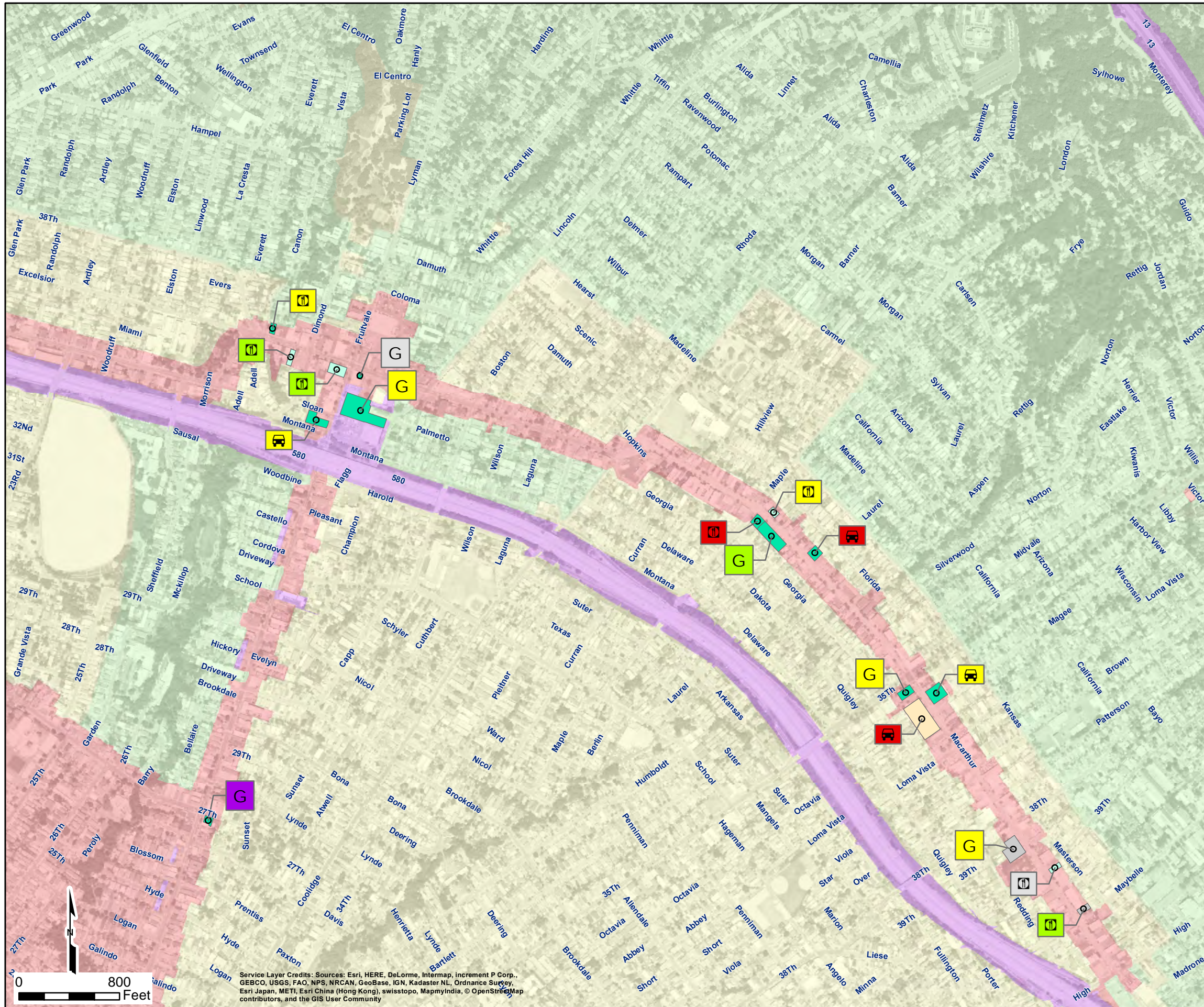
Service Layer Credits: Sources: Esri, HERE, DeLorme, Intermap, Incent P Corp., GEBCO, USGS, FAO, NPS, NRCAN, GeoBase, IGN, Kadaster NL, Ordnance Survey, Esri Japan, METI, Esri China (Hong Kong), swisstopo, MapmyIndia, © OpenStreetMap contributors, and the GIS User Community

Facility Inspections and
Trash Control Measures,
FY 16/17
Figure 7 of 15
Oakland, California



Attachment

Date: 08/16/2017



Legend

Type of Facility

- G Grocery/Liquor Store
- Food Service Establishment
- Automotive/Gas Station
- C Commercial/Industrial
- FM Flea Market
- N Nursery

Trash Rating of Facilities' Ancillary Property (per visual assessment)

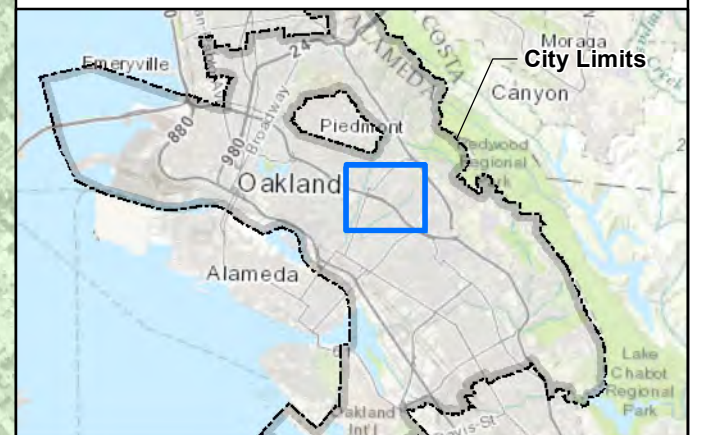
- A
- B
- C
- D
- N/A

Facilities' Cleaning Frequency in Right of Way

- + Daily
- + 4 - 6 times per week
- + Infrequent
- + N/A
- + Unknown

Trash Generation Rate

- Low
- Medium
- High
- Very High



Facility Inspections and Trash Control Measures, FY 16/17
Figure 8 of 15
Oakland, California

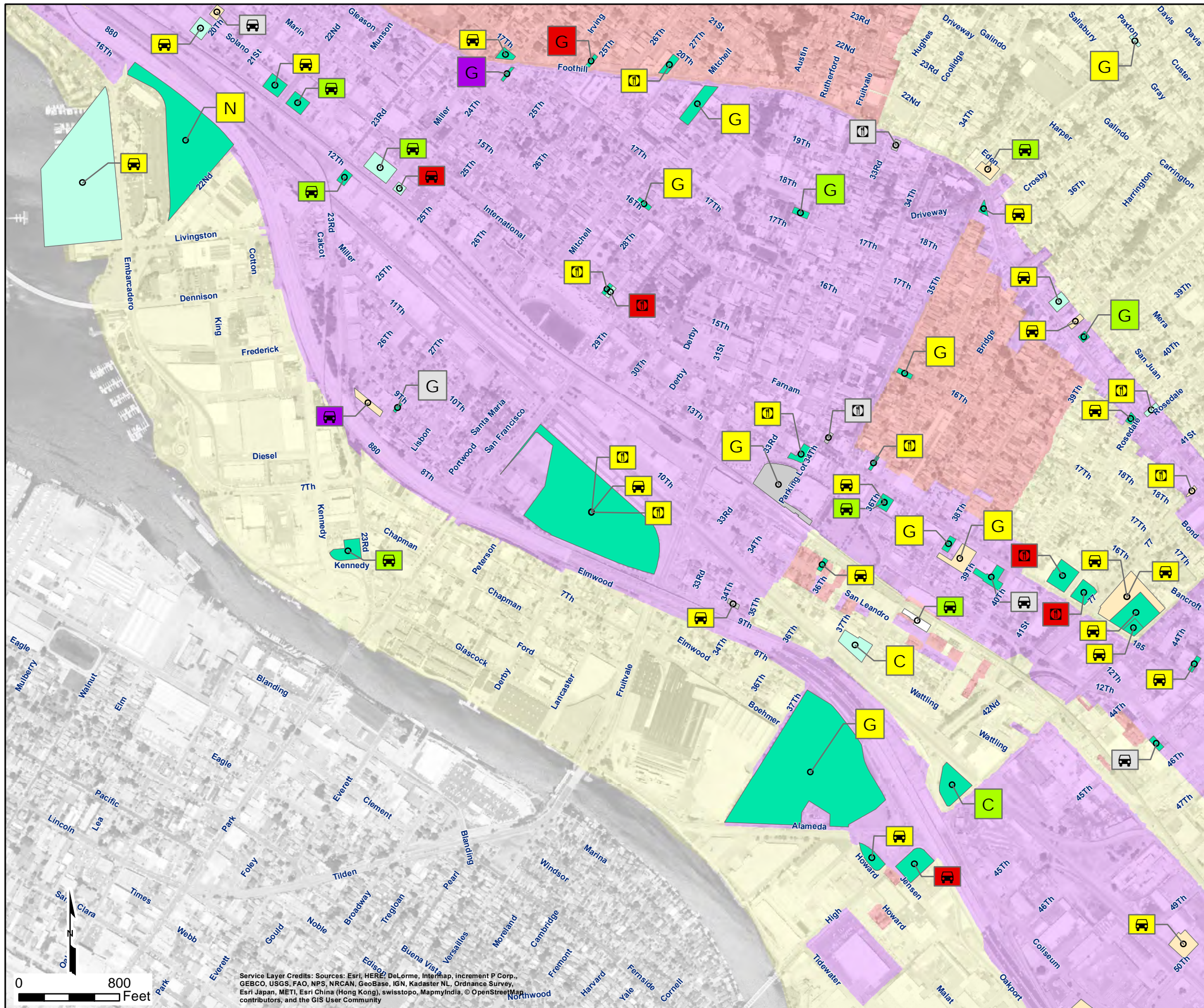


Attachment

Date: 08/16/2017



Service Layer Credits: Sources: Esri, HERE, DeLorme, Intermap, increment P Corp., GEBCO, USGS, FAO, NPS, NRCAN, GeoBase, IGN, Kadaster NL, Ordnance Survey, Esri Japan, METI, Esri China (Hong Kong), swisstopo, MapmyIndia, © OpenStreetMap contributors, and the GIS User Community



Legend

Type of Facility

- G Grocery/Liquor Store
- Food Service Establishment
- Automotive/Gas Station
- C Commercial/Industrial
- FM Flea Market
- N Nursery

Trash Rating of Facilities' Ancillary Property (per visual assessment)

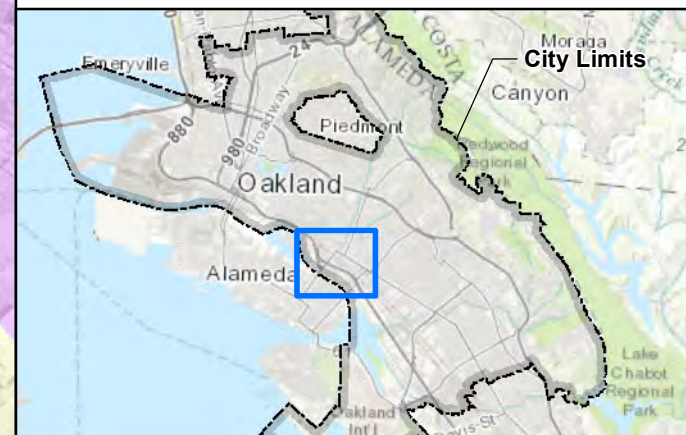
- A
- B
- C
- D
- N/A

Facilities' Cleaning Frequency in Right of Way

- + Daily
- + 4 - 6 times per week
- + Infrequent
- + N/A
- + Unknown

Trash Generation Rate

- Low
- Medium
- High
- Very High



Facility Inspections and Trash Control Measures, FY 16/17
Figure 9 of 15
Oakland, California

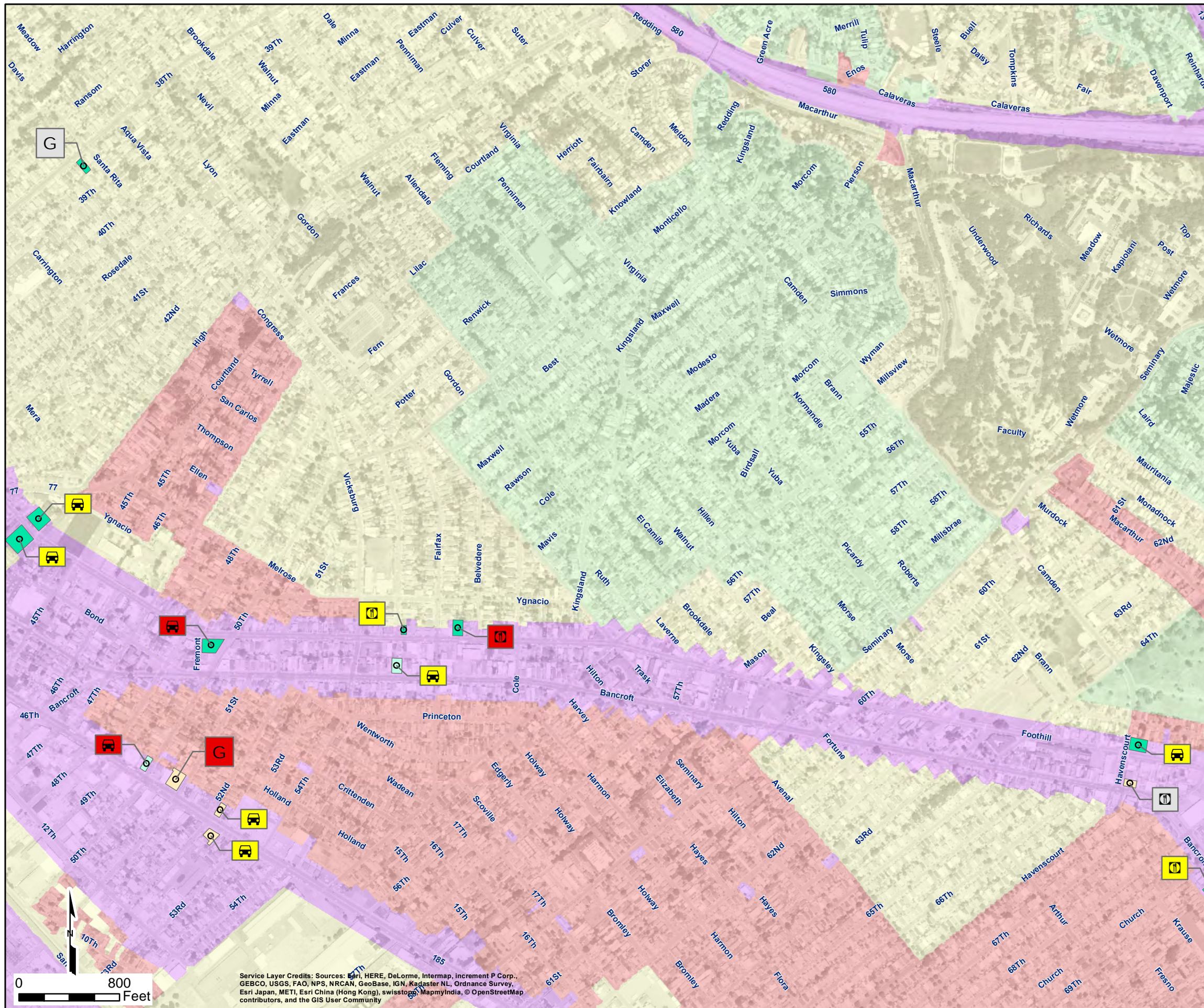


Attachment

Date: 08/16/2017



Service Layer Credits: Sources: Esri, HERE, DeLorme, Intermap, increment P Corp., GEBCO, USGS, FAO, NPS, NRCAN, GeoBase, IGN, Kadaster NL, Ordnance Survey, Esri Japan, METI, Esri China (Hong Kong), swisstopo, MapmyIndia, © OpenStreetMap contributors, and the GIS User Community



Legend

Type of Facility

- G Grocery/Liquor Store
- Food Service Establishment
- Automotive/Gas Station
- C Commercial/Industrial
- FM Flea Market
- N Nursery

Trash Rating of Facilities' Ancillary Property (per visual assessment)

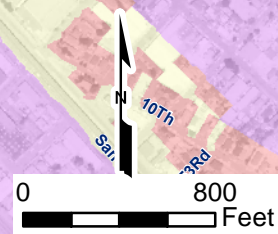
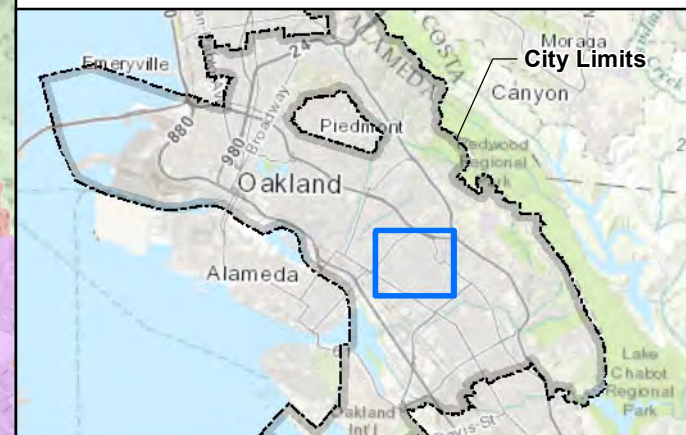
- A
- B
- C
- D
- N/A

Facilities' Cleaning Frequency in Right of Way

- + Daily
- + 4 - 6 times per week
- + Infrequent
- + N/A
- + Unknown

Trash Generation Rate

- Low
- Medium
- High
- Very High



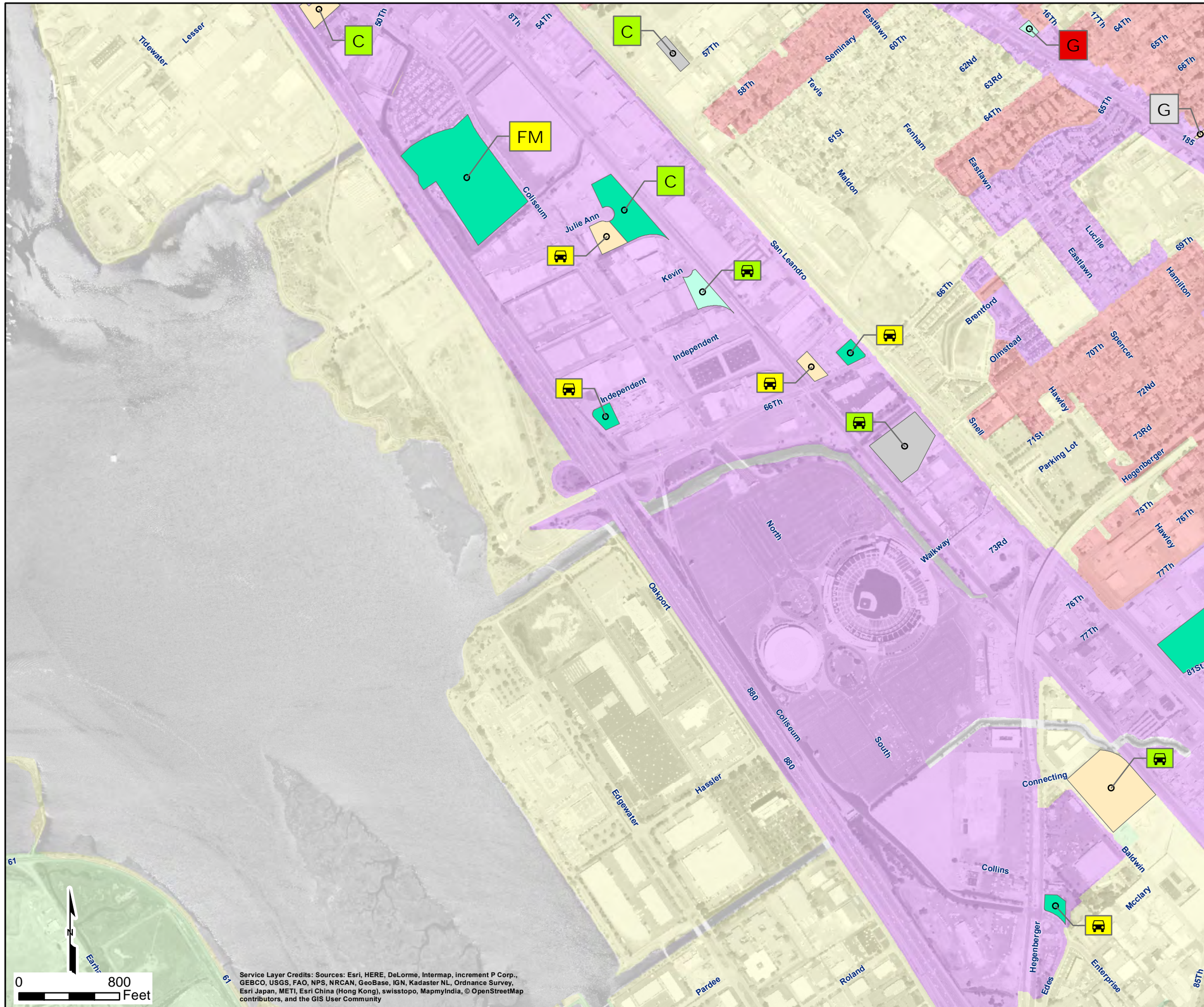
Service Layer Credits: Sources: Esri, HERE, DeLorme, Intermap, increment P Corp., GEBCO, USGS, FAO, NPS, NRCAN, GeoBase, IGN, Kadaster NL, Ordnance Survey, Esri Japan, METI, Esri China (Hong Kong), swisstopo, MapmyIndia, © OpenStreetMap contributors, and the GIS User Community

Facility Inspections and Trash Control Measures, FY 16/17
Figure 10 of 15
Oakland, California



Attachment

Date: 08/16/2017



Legend

Type of Facility

- G Grocery/Liquor Store
- Food Service Establishment
- Automotive/Gas Station
- C Commercial/Industrial
- FM Flea Market
- N Nursery

Trash Rating of Facilities' Ancillary Property (per visual assessment)

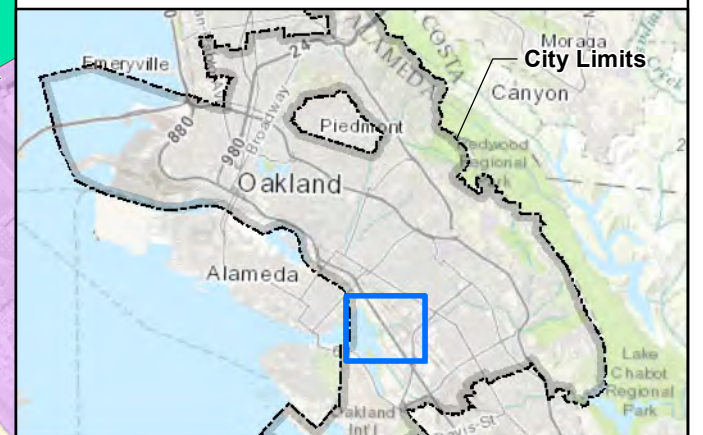
- A
- B
- C
- D
- N/A

Facilities' Cleaning Frequency in Right of Way

- + Daily
- + 4 - 6 times per week
- + Infrequent
- + N/A
- + Unknown

Trash Generation Rate

- Low
- Medium
- High
- Very High

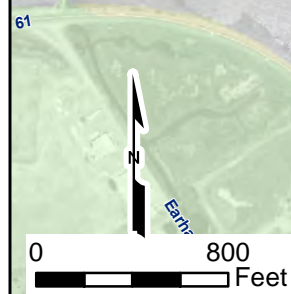


Facility Inspections and
Trash Control Measures,
FY 16/17
Figure 11 of 15
Oakland, California

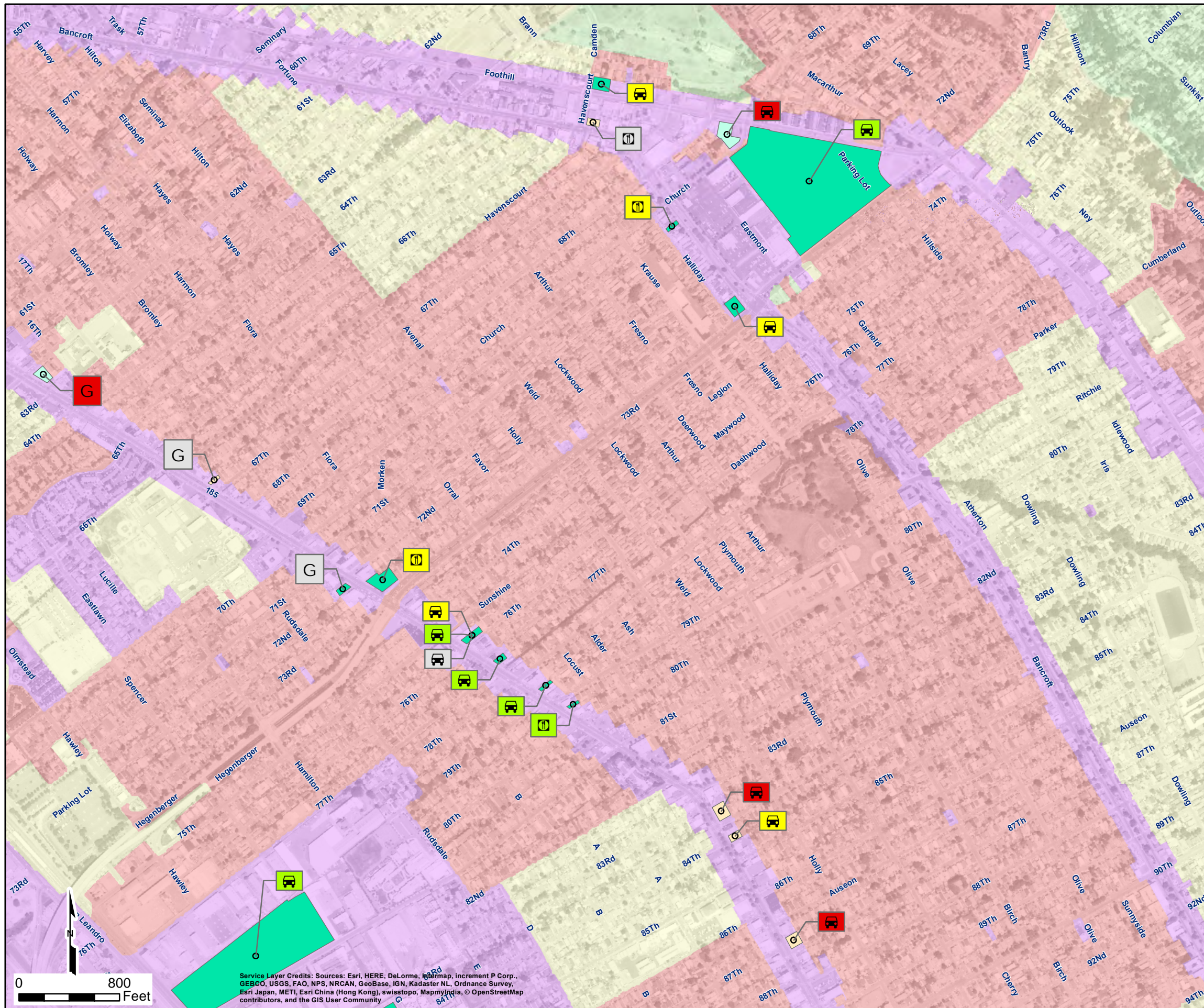


Attachment

Date: 08/16/2017



Service Layer Credits: Sources: Esri, HERE, DeLorme, Intermap, increment P Corp., GEBCO, USGS, FAO, NPS, NRCAN, GeoBase, IGN, Kadaster NL, Ordnance Survey, Esri Japan, METI, Esri China (Hong Kong), swisstopo, MapmyIndia, © OpenStreetMap contributors, and the GIS User Community



Legend

Type of Facility

- G Grocery/Liquor Store
- Food Service Establishment
- Automotive/Gas Station
- C Commercial/Industrial
- FM Flea Market
- N Nursery

Trash Rating of Facilities' Ancillary Property (per visual assessment)

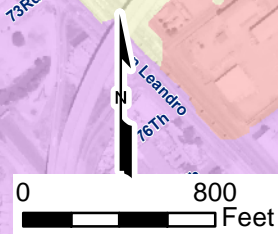
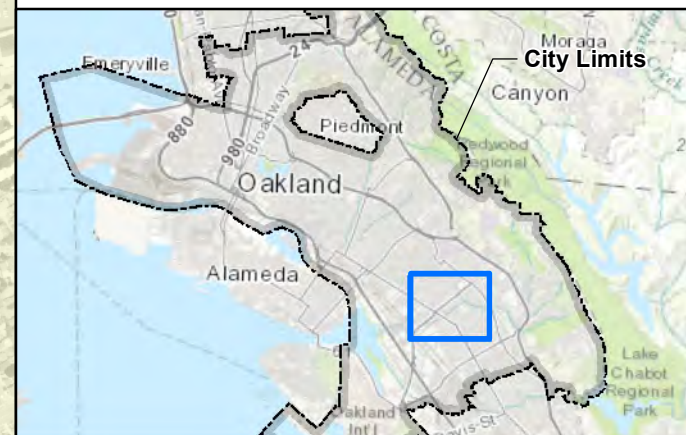
- A
- B
- C
- D
- N/A

Facilities' Cleaning Frequency in Right of Way

- Daily
- 4 - 6 times per week
- Infrequent
- N/A
- Unknown

Trash Generation Rate

- Low
- Medium
- High
- Very High



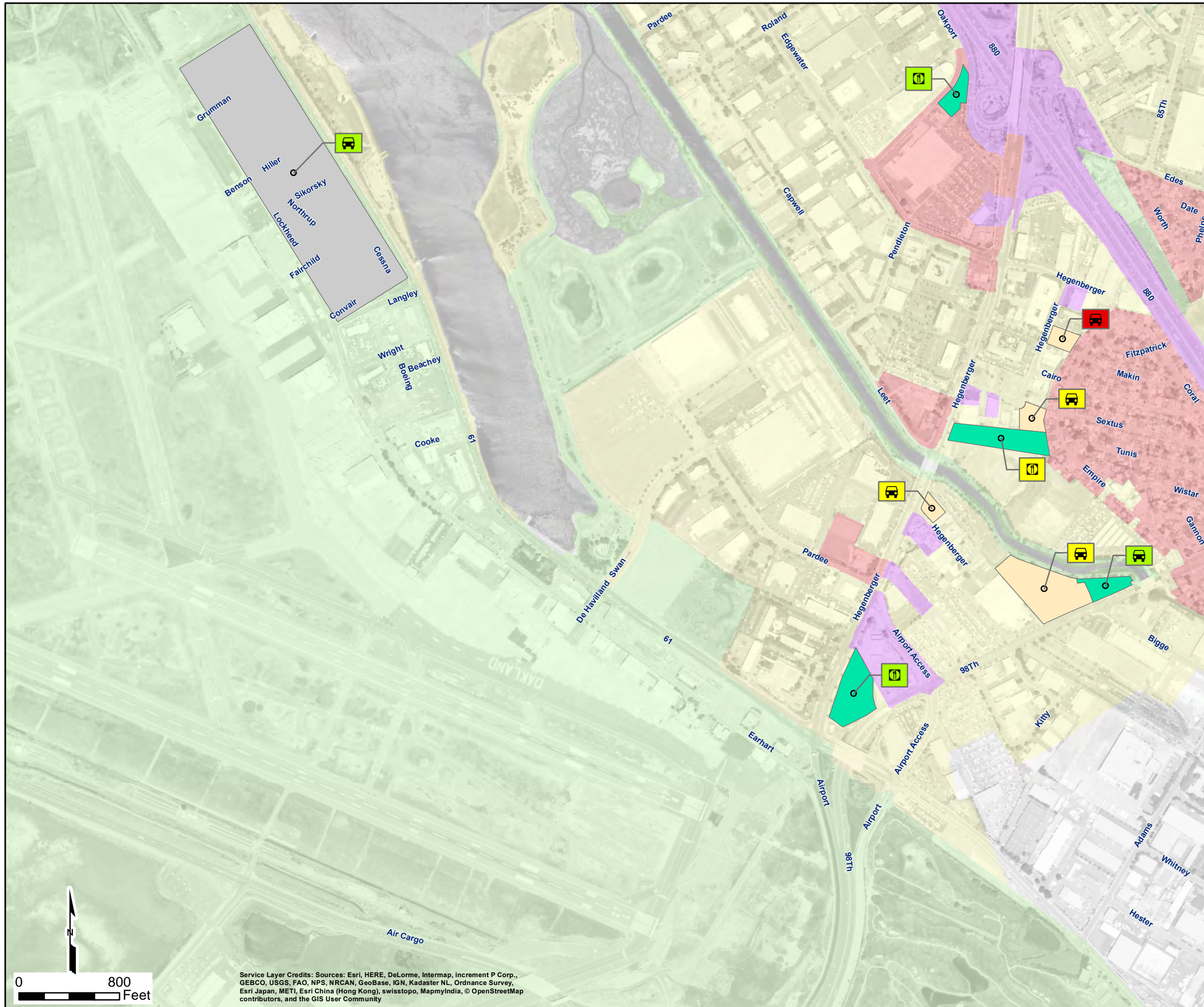
Service Layer Credits: Sources: Esri, HERE, DeLorme, Mapbox, Incent P Corp., GEBCO, USGS, FAO, NPS, NRCAN, GeoBase, IGN, Kadaster NL, Ordnance Survey, Esri Japan, METI, Esri China (Hong Kong), swisstopo, MapmyIndia, © OpenStreetMap contributors, and the GIS User Community

Facility Inspections and
Trash Control Measures,
FY 16/17
Figure 12 of 15
Oakland, California



Attachment

Date: 08/16/2017



Legend

Type of Facility

- G Grocery/Liquor Store
- Food Service Establishment
- Automotive/Gas Station
- C Commercial/Industrial
- FM Flea Market
- N Nursery

Trash Rating of Facilities' Ancillary Property (per visual assessment)

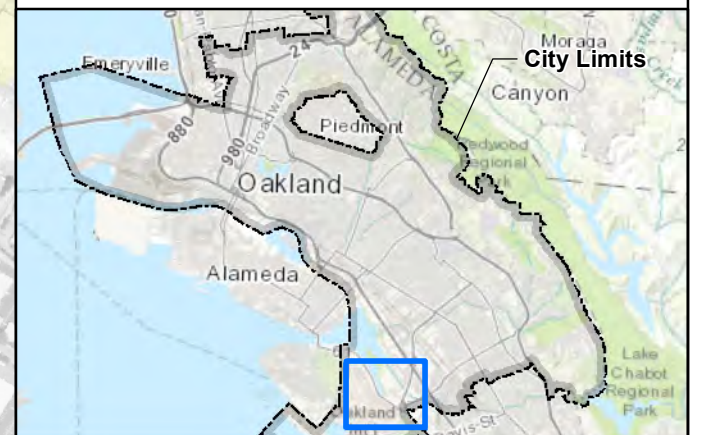
- A
- B
- C
- D
- N/A

Facilities' Cleaning Frequency in Right of Way

- Daily
- 4 - 6 times per week
- Infrequent
- N/A
- Unknown

Trash Generation Rate

- Low
- Medium
- High
- Very High



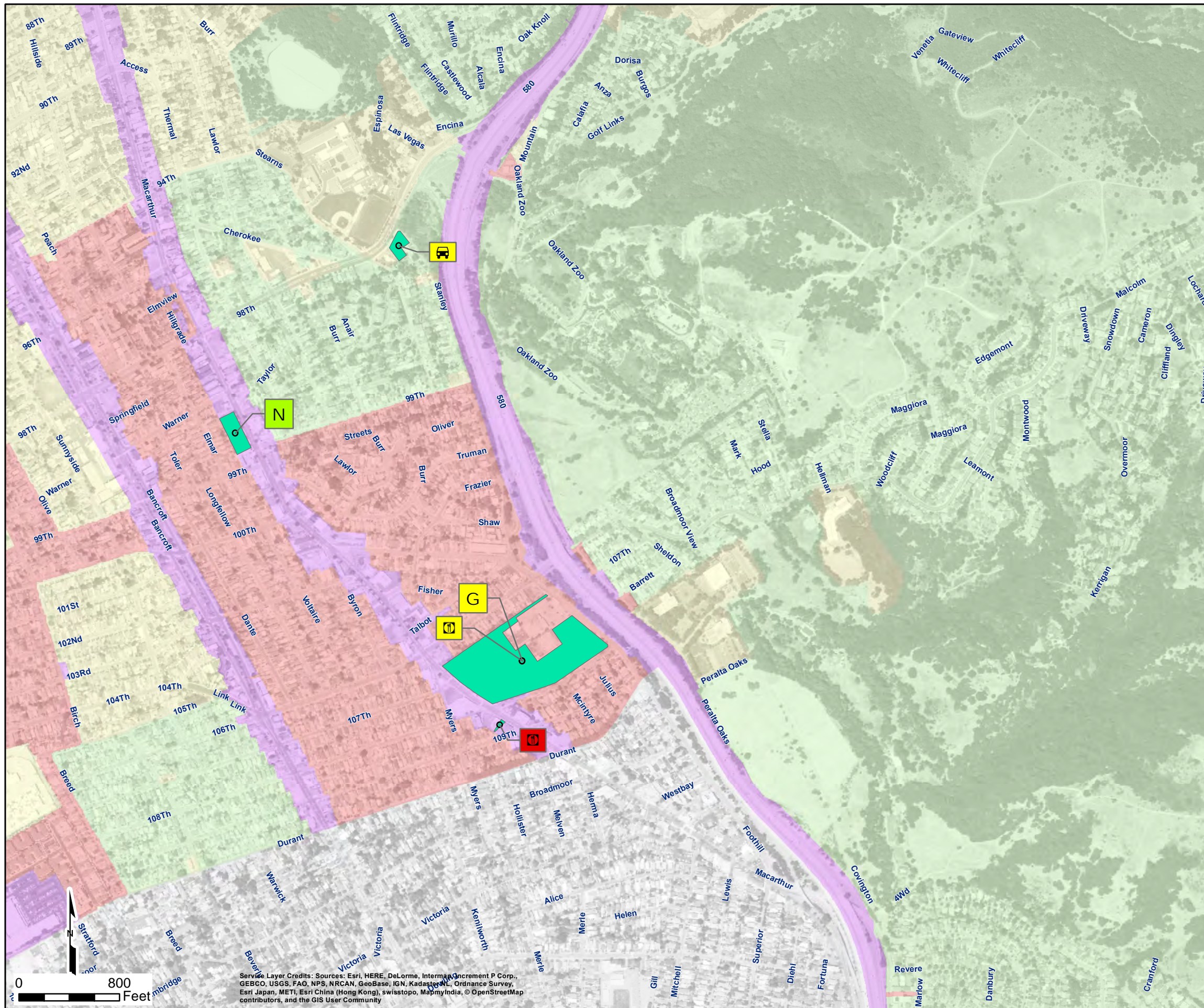
Service Layer Credits: Sources: Esri, HERE, DeLorme, Intermap, increment P Corp., GEBCO, USGS, FAO, NPS, NRCAN, GeoBase, IGN, Kadaster NL, Ordnance Survey, Esri Japan, METI, Esri China (Hong Kong), swisstopo, MapmyIndia, © OpenStreetMap contributors, and the GIS User Community

Facility Inspections and
Trash Control Measures,
FY 16/17
Figure 13 of 15
Oakland, California



Attachment

Date: 08/16/2017



Legend

Type of Facility

- G Grocery/Liquor Store
- Food Service Establishment
- Automotive/Gas Station
- C Commercial/Industrial
- FM Flea Market
- N Nursery

Trash Rating of Facilities' Ancillary Property (per visual assessment)

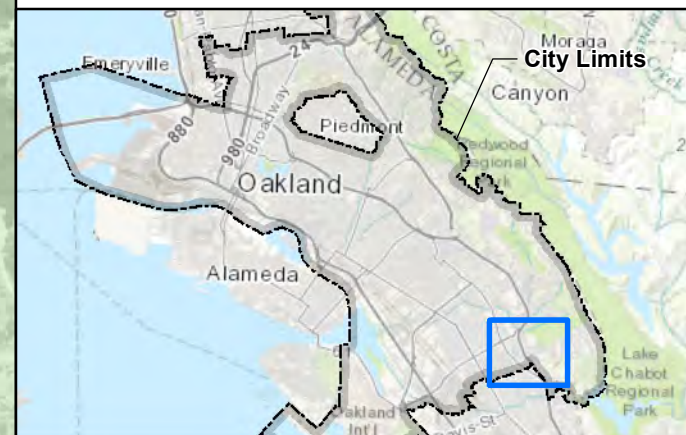
- A
- B
- C
- D
- N/A

Facilities' Cleaning Frequency in Right of Way

- + Daily
- + 4 - 6 times per week
- + Infrequent
- + N/A
- Unknown

Trash Generation Rate

- Low
- Medium
- High
- Very High



Facility Inspections and Trash Control Measures, FY 16/17
Figure 15 of 15
Oakland, California



Attachment

Date: 08/16/2017



Service Layer Credits: Sources: Esri, HERE, DeLorme, Intermap, increment P Corp., GEBCO, USGS, FAO, NPS, NRCAN, GeoBase, IGN, Kadaster NL, Ordnance Survey, Esri Japan, METI, Esri China (Hong Kong), swisstopo, MapmyIndia, © OpenStreetMap contributors, and the GIS User Community

ATTACHMENT C.10.16

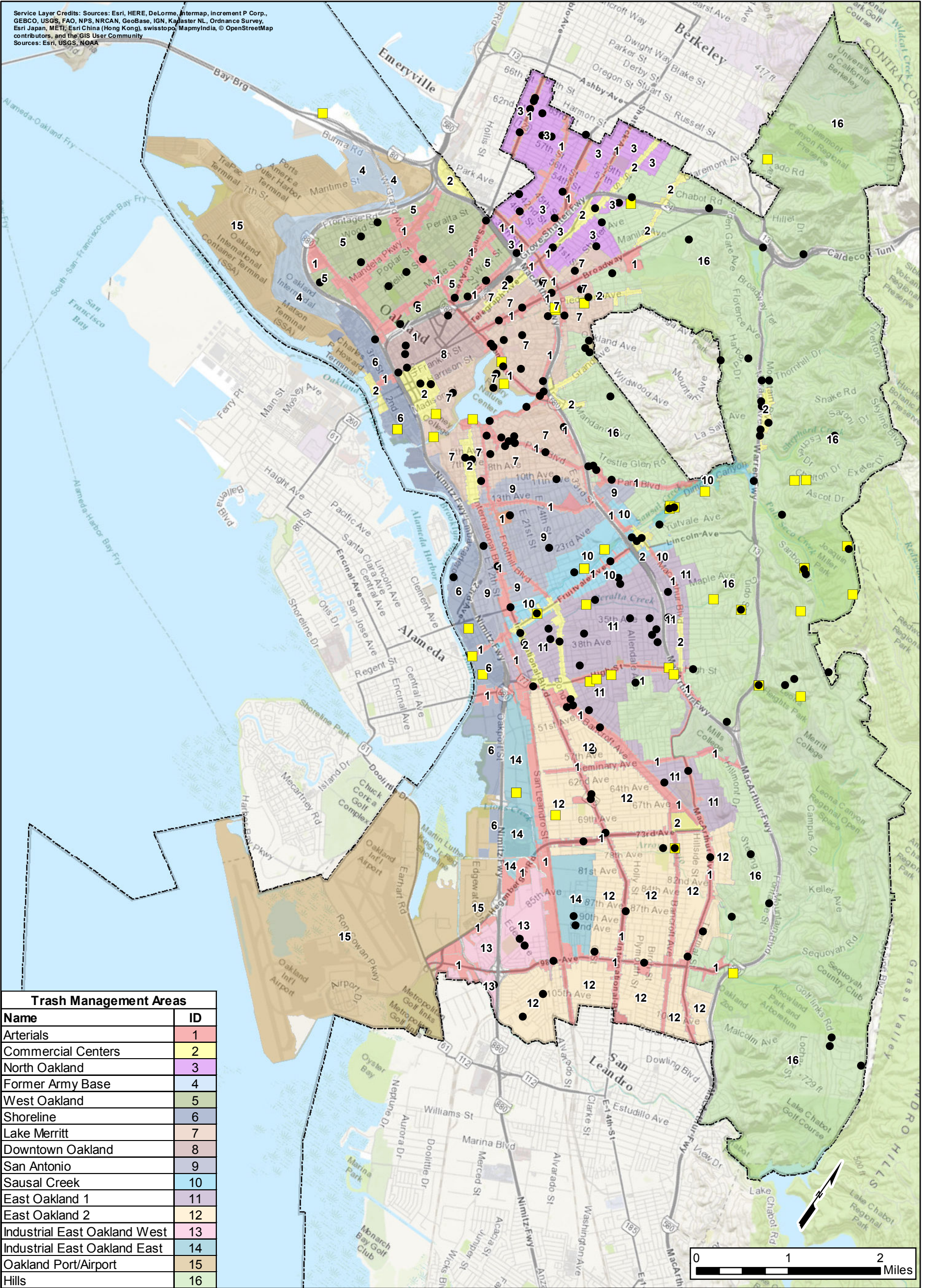
City of Oakland

Adopt a Spot and Adopt a Creek Confirmed Active Sites

FY 2016-2017

Adopt a Spot and Adopt a Creek Confirmed Active Sites - FY 2016-2017

Service Layer Credits: Sources: Esri, HERE, DeLorme, Intermap, increment P Corp., GEBCO, USGS, FAO, NPS, NRCAN, GeoBase, IGN, Kadaster NL, Ordnance Survey, Esri Japan, METI, Esri China (Hong Kong), swisstopo, MapmyIndia, © OpenStreetMap contributors, and the GIS User Community
Sources: Esri, USGS, NOAA



Trash Management Areas	
Name	ID
Arterials	1
Commercial Centers	2
North Oakland	3
Former Army Base	4
West Oakland	5
Shoreline	6
Lake Merritt	7
Downtown Oakland	8
San Antonio	9
Sausal Creek	10
East Oakland 1	11
East Oakland 2	12
Industrial East Oakland West	13
Industrial East Oakland East	14
Oakland Port/Airport	15
Hills	16

Legend

- Adopted Spot (all adopted spots, parks and medians)
- Adopted Creek Site
- ▭ Oakland City Limits

Adopt a Spot
and Trash Management Areas
FY 16/17
Oakland, California

Date: 09/15/2017



CITY OF OAKLAND

Attachment

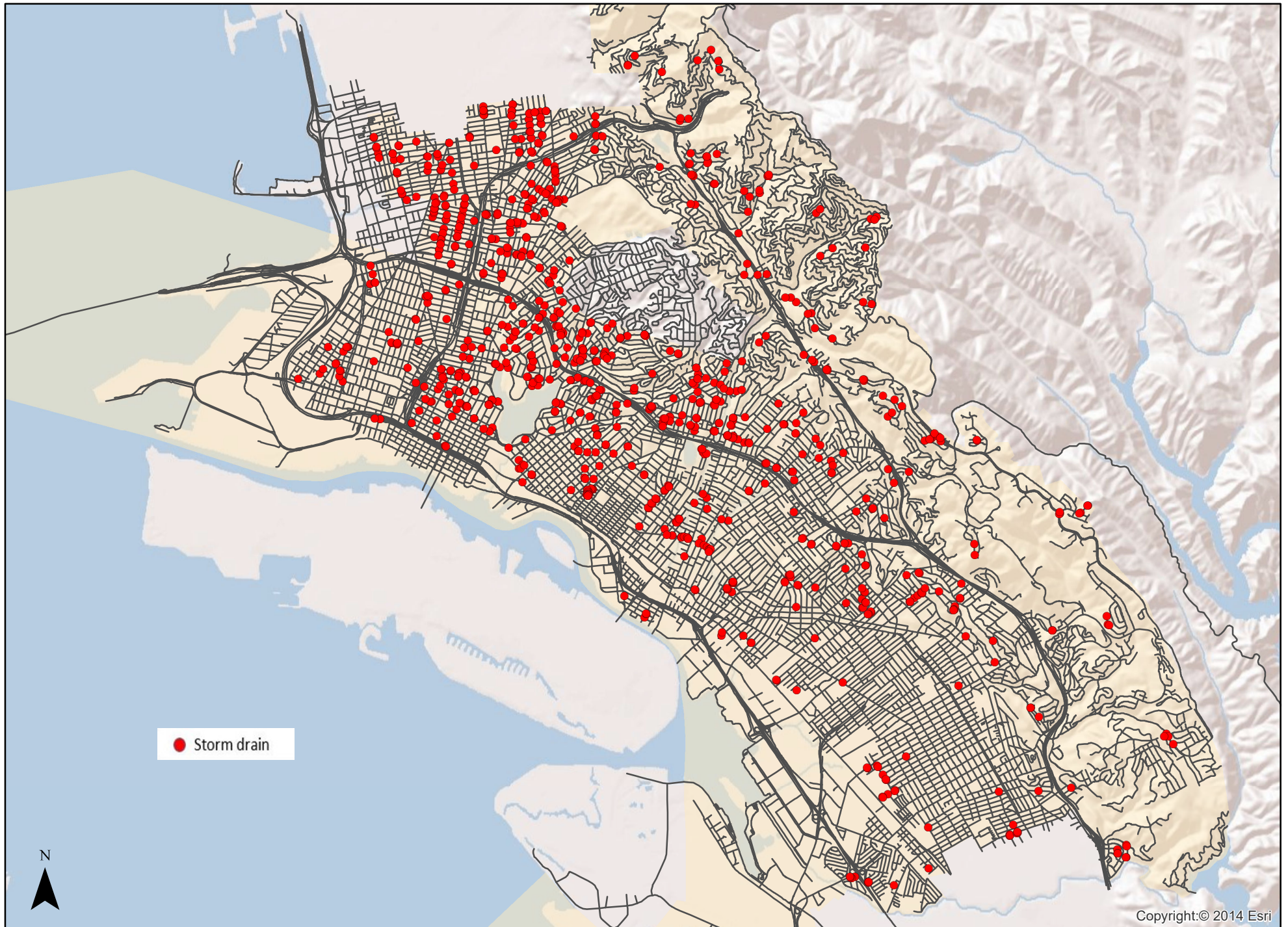
ATTACHMENT C.10.17

City of Oakland Adopt a Drain Volunteer Program Adopted

Storm Drains

FY 2016-2017

Oakland Adopt a Drain Volunteer Program - Adopted Storm Drains



● Storm drain

N

0 0.5 1 2 3 4 5 Miles

Copyright:© 2014 Esri

ATTACHMENT C.10.18

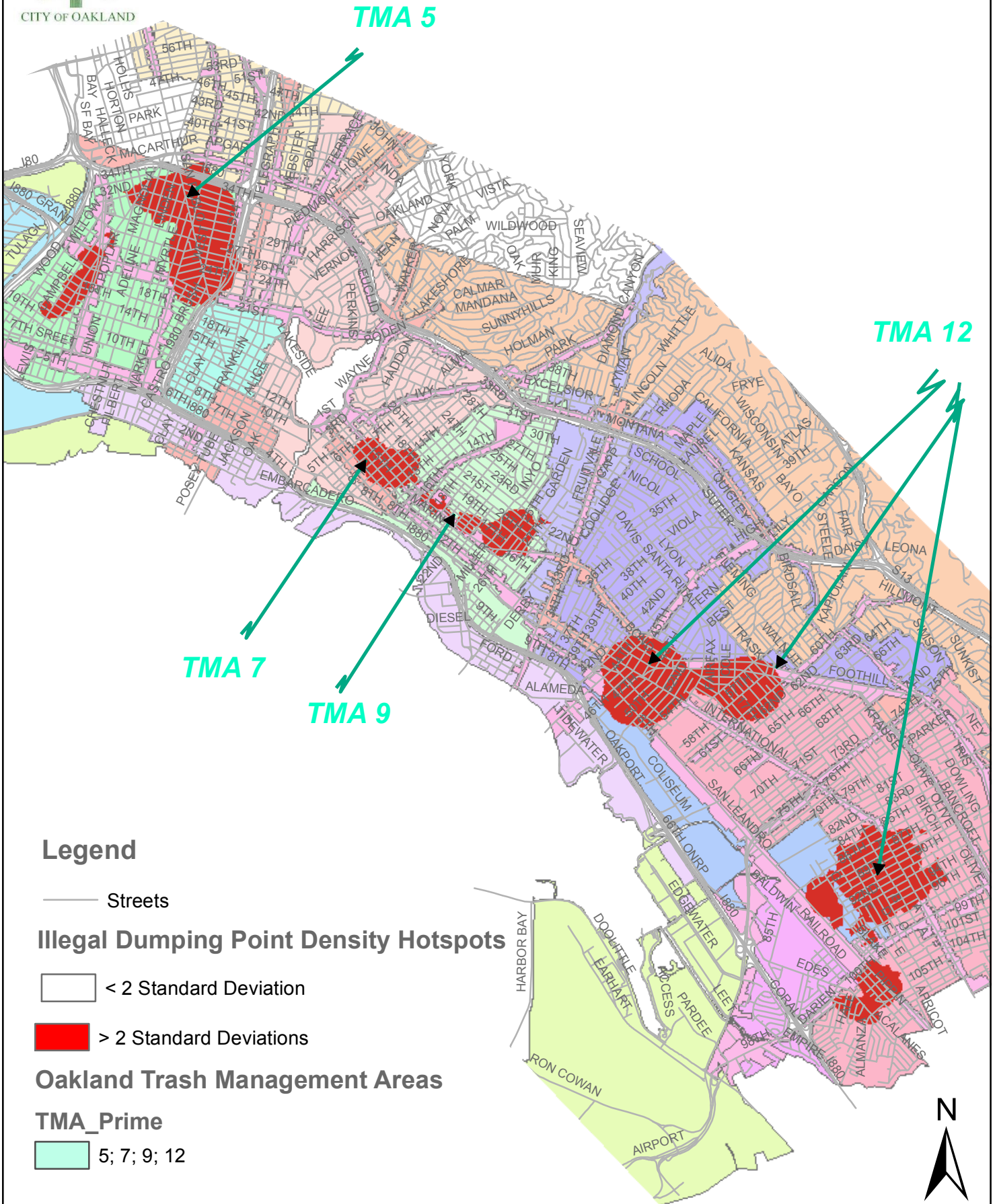
City of Oakland Density of Illegal Dumping Abatement Sites

FY 2016-2017



CITY OF OAKLAND

Density of Illegal Dumping Abatement Sites - FY 2016/2017



Legend

— Streets

Illegal Dumping Point Density Hotspots

□ < 2 Standard Deviation

■ > 2 Standard Deviations

Oakland Trash Management Areas

TMA_Prime

■ 5; 7; 9; 12

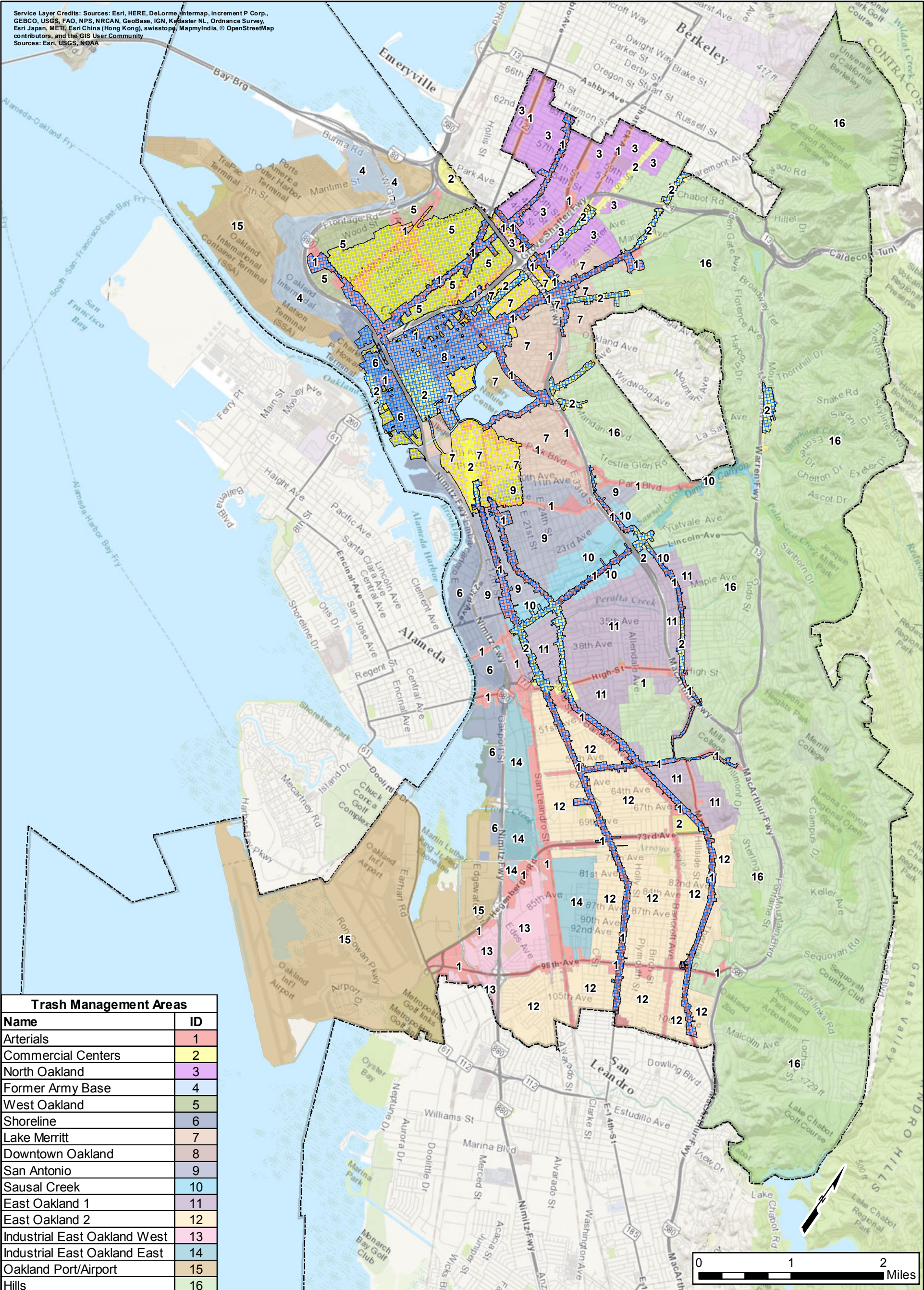


ATTACHMENT C.10.19




**City of Oakland Street Sweeping Frequency and Trash
Management Areas**

FY 2016-2017

Service Layer Credits: Sources: Esri, HERE, DeLorme, Intermap, increment P Corp., GEBCO, USGS, FAO, NPS, NRCAN, GeoBase, IGN, Kadaster NL, Ordnance Survey, Esri Japan, METI, Esri China (Hong Kong), swisstopo, MapmyIndia, © OpenStreetMap contributors, and the GIS User Community
Sources: Esri, USGS, NOAA




Trash Management Areas	
Name	ID
Arterials	1
Commercial Centers	2
North Oakland	3
Former Army Base	4
West Oakland	5
Shoreline	6
Lake Merritt	7
Downtown Oakland	8
San Antonio	9
Sausal Creek	10
East Oakland 1	11
East Oakland 2	12
Industrial East Oakland West	13
Industrial East Oakland East	14
Oakland Port/Airport	15
Hills	16

Legend	
	Sweep 3x/week or more
	Sweep 1x/week
	Oakland City Limits
(Non-cross-hatched areas swept at other frequency)	

Street Sweeping Frequency and Trash Management Areas
FY 16/17
Oakland, California

Date: 09/08/2017



Attachment

ATTACHMENT C.10.20

**Earth Team Zero Litter Annual Report to the Alameda
Countywide Clean Water Program**

FY 2016-2017



ALAMEDA COUNTY CLEAN WATER PROGRAM

Annual Report

June 30, 2017

Executive Summary

During 2016-17 a total of 86 students participated as interns in Earth Team's Zerolitter Internships during the 2016-2017 school year. So far, interns have engaged peers and community in a number of activities and anti-litter reduction projects. A total of 49,554 pieces of litter have been Identified, classified and mapped using our web based application zerolitter.org

On-campus activities and community events focused on litter reduction and watershed education. Student-interns met weekly for 2 hours after school each week and several weekends, for the entire school year to learn and acquire new skills and practice leadership opportunities. Students designed and participated in several action-oriented community events and projects. These events aimed to increase litter reduction awareness and change litter behaviors amongst the public. All events and project completions were followed by reflection activities and discussions that gave students the opportunity to discuss the successes and challenges of planning and implementing projects regarding waste reduction and awareness.

A total of 49 student-interns were directly involved with Zero-litter activities in 4 Alameda County Title 1 public schools: Oakland Tech, Oakland High, Alameda High and San Lorenzo High, with outreach activities benefiting a total student population of nearly 5,500 students and 3,579 community members, for a total project reach of nearly 10,000 this year.

At the end of the year, we had a total of 150 after-school meet-ups (380 hours total), with 33 field trips (142 hours), 99 workdays in-class or on-campus (177 hours) and 18 community events at 12 different locations. Over the course of the year 27,545 pieces of litter were mapped, classified and removed from sites. Near 75% of the litter consisted of plastics, including cigarette butts. About 20% is paper, and glass, metal, rubber and cloth follow at about 10% each. Cost per student-intern was \$1,500 for the year and cost per hour was below the national average for afterschool programs.

Students worked together to conduct several student-led Service Learning Projects with specific litter reduction and public engagement activities, these projects are described in more detail in the following pages of this report.

PROJECT BY THE NUMBERS 2016-17	
Recruitment and preparation	
Enrolled Interns	49
Recruitment Visits	5
Students Reached Project Presentation	2488
Project Visits (workdays: education and outreach)	
Total all project visits	150
Total class visits	99
Total Field Visits	33
Total community events	18
Total contact hours	381
Class hours	177
Field Hours	142
Visits/workdays by type	
Data Collection/ Field Trips	40
Action Planning days	15
Reflection / evaluation days	8
School outreach days	9
Community outreach days	11
Other	6
Project Outreach	
Total peers reached	2969
Total community reached	3579
Total population reached	9335

Waste Reduction Projects:

- Lunch Hour 3-Bin System at Oakland High
- Cigarette Recycling in Downtown Oakland
- Door to Door Compost Campaign
- Kayaking Clean Up
- Martin Luther King Jr.: Community Clean Up

Litter Awareness/Education Projects:

- 2017 Annual Litter March
- Rainbow Trout and Pet Waste Outreach Campaign
- Shoreline Festival
- 3-Bin System Climate Change Presentation
- Altamont Landfill Visit

Video and social media was used to document and disseminate project results and public participation. Project activities were well documented via school-specific blog sites.

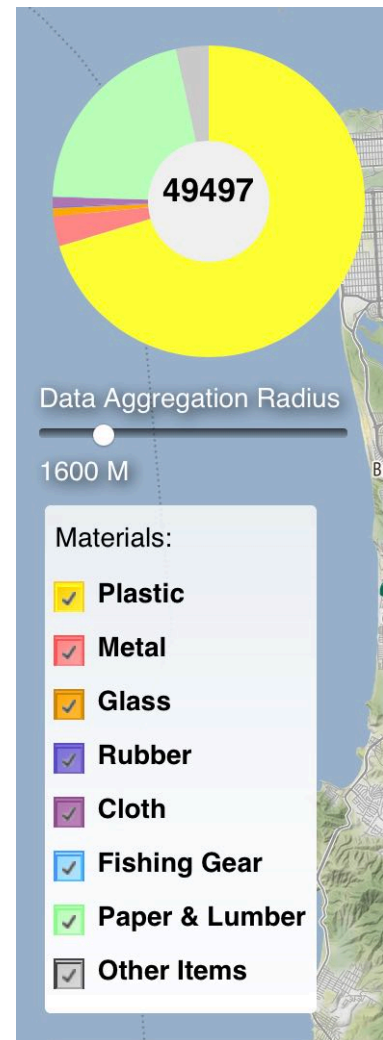
Expected Outcomes

The project activities successfully addressed the project outcomes for the year which included:

- Growth in positive attitudes and knowledge about watersheds and their connection with the protection of our resources.
- Reduction of litter and littering behaviors in school campuses, considered high trashing areas.
- Increase level of student engagement in outdoor activities.
- Increase student communication skills to be used at public education events.
- Effective use of science and technology tool to address and communicate effectively the litter problem and its possible solutions

All recruited interns that completed the yearlong internship reported an increase in confidence, public speaking, leadership skills, and a new found appreciation for teamwork. Students expressed that they felt better prepared to educate their peers about watershed and litter related issues. Interns learned to work as a team, utilizing one another's strengths, to complete multiple service learning projects. These projects would help with project outcomes on campus as well as on visible community sites, such as Downtown Oakland, Sausalito Bay, Martin Luther King Jr. Shoreline, Josie de la Cruz Park, Dimond Park, Point Pinole Shoreline, and the Altamont Landfill.

Students unveiled their findings throughout their internship, with presentations and discussions to and with peers, partnering organizations and the public. Students also were given the opportunity to share their experiences amongst their fellow interns at the annual Earth Team LEAF conference (Leadership and Environmental Action Forum) in October of 2016 and in May 2017 all while enjoying the beautiful ocean views of our local shorelines at Presidio National Park and Slide Ranch.



Project Activities

Main activities included:

1. 4 yearlong Zero-litter Internships with up to 14 students each in 4 campuses as an afterschool program that provided deeper knowledge, hands-on experience, practical monitoring skills and leadership opportunities.
2. 99 class presentations, 33 field events at 4 East Bay campuses and several community locations.
3. Implementation of several research-based service learning projects, using science and technology to plan and conduct litter reduction and education actions.
4. Projects engaged local organizations, businesses and their staff in student-led litter and watershed education opportunities.

Each internship was anchored on two-hour weekly after school meetings and 150 weekday or weekend outings totaling over 380 contact hours with Earth Team staff and community and field partners. Projects focused on litter reduction on campus as well as in the surrounding community to directly and indirectly support watershed health through litter removal and, community outreach,




education, and engagement. Initial

activities in the first semester emphasized data collection (Earth Team's Marine

Debris Tracker App) and designing data-driven solutions to encourage community involvement and student leadership. Activities included litter surveys, waste audits, posting on the project blog, hosting community events, leading community clean ups, presenting in classes and at conferences and negotiating with custodians, district members, students, teachers, city officials, community organizations and school

administration to help move waste reduction goals forward. Each group

of students was able to take a leadership role in creating and implementing litter and waste reduction solution on their campus and/or in their community throughout the year.



Interns used the Oakland High Environmental Science Academy, YES Conference, Oakland Recycles, Shoreline Festival, 2017 Annual Litter March, Dimond Park, and other meetings and field events to practice their public speaking outside of the internship space. In addition to field outings interns learned from and collaborated with Nancy Demming Sustainability Manager for Custodial and Nutrition Services OUSD, Jill Miller Restoration and Education Manager for Friends of Sausal Creek, Andrew Jones District Services Manager for Downtown Oakland Association, Ingrid Severson Oakland Zero Waste Outreach Coordinator for Waste Management of Alameda County Inc, and Sarah Flocker Environmental Protection Specialist with the Altamont Landfill.



Waste Reduction Service Learning Projects

Lunch Hour 3-Bin System

A long term waste reduction project to monitor a lunch hour 3-Bin system with ESA (Environmental Science Academy) Juniors at Oakland High School.

First semester primarily focused on working with the ESA Junior Academy, Oakland High School ESA Teachers, Custodial Staff, and other experts to coordinate a Lunch Hour 3-Bin System on campus.

First, Interns were visited by Nancy Demming, Sustainability Manager for Custodial and Nutrition Services Oakland Unified School District. Nancy gave great insight to why schools need to take more steps forward to better their waste management strategies. In addition to discussing the challenges and issues that can occur with trying to implement the 3-Bin system, interns collaborated to give their personal recommendations to the sorting signage that would be used at Oakland High, as well as multiple schools in the district.

Interns followed their discussion with a Waste Audit to get a more holistic understanding of the waste situation on campus. Interns sorted through 8 of Oakland High's trash bags, from various locations throughout campus, and collected data via 4 platforms.

A data collection team collected weight, volume and frequency of the trash being sorted. An observation team took pictures and notes documenting quotes as well as all the feels of a waste audit. Interns found that 90% of the landfill waste stream had the potential to be either composted or recycled. Interns created an Audit Report outlining their findings and providing recommendations for waste reduction on campus.

Interns used their information from the waste audit as foundational data to share with ESA Juniors. ESA Juniors are the students in charge of monitoring during lunch hours. Before ESA Juniors started the monitoring process Earth Team interns gave them a educational training to be



prepared for what was to come. Interns split into teams and created 3 different components to their presentation; pre/post survey, educational poster, and hands-on sorting bingo game. Interns supported ESA Juniors in their first

week of monitoring to prioritize understanding their perspective and give the opportunity for constructive feedback to Juniors to help ensure a successful 3-Bin system.

The Lunch Hour 3-Bin System officially kicked off in January of 2016 and has been going strong for the remainder of the year. Interns created a post-survey to allow ESA Juniors a time to

reflect on their experience. In addition, interns would like to present their findings to the ESA Academy and Oakland High School to assess feedback and promote progress as the 3-Bin system continues onward for years to come.

<https://oaklandhighearthteam.wordpress.com/2016/10/04/interns-learn-about-the-3-bin-system/>

<https://oaklandhighearthteam.wordpress.com/2016/10/17/interns-prepare-to-train-oakland-high-esa-juniors/>

<https://oaklandhighearthteam.wordpress.com/2016/11/04/interns-conduct-their-first-school-wide-waste-audit/>

<https://oaklandhighearthteam.wordpress.com/2016/11/10/interns-train-oh-environmental-science-academy-juniors/>

<https://oaklandhighearthteam.wordpress.com/2016/12/01/interns-help-esa-juniors-launch-3-bin-monitoring/>

Cigarette Recycling

A data-driven litter reduction project to assess progress and improvements of Cigarette Butt litter densities before and after the installation of Terracycle Recycling Ash Tray's in Downtown Oakland.

Oakland High Earth Team interns partnered with Andrew Jones, Program Director for Downtown Oakland Association for a pre/post litter survey on the Cig Reduction project with Terracycle.

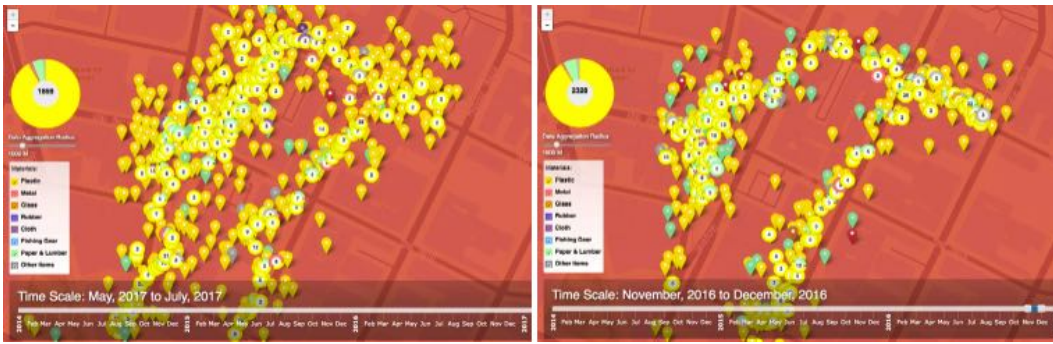


In November 2016, Interns conducted a pre-litter survey using the Marine Debris Tracker App. Interns initial pre-survey resulted in 2328 pieces of litter recorded, predominantly cigarette buds which are classified as plastic under the Marine Debris Tracker App.

Terracycle is an innovative recycling company that has become a global leader in recycling hard-to-recycle waste. In January of 2017, TerraCycle provided Downtown Oakland Association with cig butt recycling ashtrays. With the new infrastructure Downtown Oakland Association planned to decrease the amount of

cigarette buds that are thrown on the streets by putting the ashtrays in high traffic, bar scene areas. Instead of the cig buds going towards their normal destination, the landfill, TerraCycle will use a special process to convert the buds back into everyday products. The TerraCycle Ash Trays were placed in Downtown Oakland in January of 2017.

In May 2017, Interns revisited Downtown Oakland to take a post-litter survey to assess the progress of the implementation of the ash trays. Interns collected 1859 pieces of litter using the Marine Debris Tracker App. The data shows much improvement with the previous clean up totaling up to 2328 pieces of litter. For both of the Pre/Post Surveys data shows that btw 90-91% of the items picked up were plastic, this figure includes cig butts.



Interns recommended to continue working with Downtown Oakland Association in following years to do education campaigns about the Terracycle Ash Trays in order to see greater litter reduction numbers as well as build a cultural acceptance around the communities new infrastructure.

<https://oaklandhighearthteam.wordpress.com/2016/11/10/interns-collect-baseline-data-for-ashtray-project-in-downtown-oakland/>

<https://oaklandhighearthteam.wordpress.com/2017/06/01/interns-conduct-their-final-cig-survey/>

Door to Door Compost Campaign

A community engagement campaign to distribute compost bins and educate about the importance of composting.



Oakland Tech Earth Team Interns partnered up with Oakland Recycles and Envirolutions to educate their local community about composting. Oakland’s new waste management initiative starting back in July, where multi-family dwelling homes, known commonly as apartments, were provided a green cart for collecting their food waste and yard trimmings.

Interns worked to spread awareness about the benefits of composting, as well as provided free Compost Bins including informative/how-to brochures and flyers inside. First, students were trained on how to communicate about the benefits of composting, and how to incentivize the practice to the public.



Interns knocked on over 65 doors reaching a total of 18 locations. Interns handed out a total of 46 free composting bins, and recorded a total of 48 pledges from community members committing to join their neighbors and friends and compost at home.

<https://oaklandtehearhteam.wordpress.com/2016/12/01/interns-go-door-to-door-to-educating-their-community/>

Kayaking Clean Up

A litter reduction project to reduce trash on a secluded beach in Sausalito Bay.

On Saturday, April 1st, Oakland Tech interns partnered up with Environmental Traveling Companions on a one of a kind litter clean up. ETC's mission is to make the joy and challenge of outdoor adventures accessible to people with disabilities and under-resourced youth, inspiring self-confidence, connection to nature, and stewardship of the environment.

First, Interns were trained on proper water safety procedure for kayaking, and learned about the

history and wildlife of the area. The group kayaked to a secluded beach that could only be reached by boat/kayak. There, interns used the Marine Debris Tracker app to complete a litter survey of the secluded beach spot collecting over 150+ pieces of litter.



During this trip, interns were given an opportunity to deeper understand the holistic perspective of watershed health and how all areas, secluded or heavily populated, are being affected by society's every day actions. In addition, interns practiced leave no trace principles, leaving the clean up site better than

they found it.

<https://oaklandtehearhteam.wordpress.com/2017/04/18/interns-kayak-and-clean-up-the-beautiful-bay/>

Martin Luther King Jr Community Clean Up

A community litter reduction project at Martin Luther King Jr. Shoreline.

On Martin Luther King Jr. Day 2017, Oakland Tech Earth Team interns celebrated MLK Day in the beautiful outdoors. Interns were a part of a big volunteer event hosted by Save The Bay, a local organization who is working to protect, restore and celebrate the Bay.

Rachelle Cardona, Restoration Education and Community Engagement Specialist, educated and engaged the 65+ volunteer crew about how the group would work to restore the shoreline. This included pulling and removing invasive weeds that were having negative effects on the local natives.



The second half of the day focused on waste reduction. Earth Team presented to the community, educating the volunteer group about what citizen science is and how it can be used to create service learning projects that target litter issues at the source.



Our interns were the experts, and the community was invited to participate in this data collection by partnering up with an intern and shouting out types of litter as they were being picked up. A total of 3,741 pieces of litter were collected and recorded using the Marine Debris Tracker App. Interns received great feedback from the community, and was tremendously grateful for how supportive and intrigued the community was in the litter data collection work.

<https://oaklandtechearthteam.wordpress.com/2017/01/24/celebrating-the-king-himself-with-a-litter-clean-up/>

Litter Awareness/Education Projects

2017 Annual Litter March

An awareness building service learning projects engaging fellow peers and community members on a clean up to raise awareness about the effects of litter on the environment.

In March of 2017, Oakland High interns partnered with Friends of Sausal Creek to host the 2nd Annual Litter March Event at Josie de la Cruz Park. The purpose of this Litter March was to raise awareness of litter and the effects it has on our environment, as well as participate in waste reduction.

Oakland High Earth Team Interns worked for months planning and preparing for the event. This including choosing the walking routes, taking into consideration walking safety, public visibility, and frequency of trash along the route. Interns conducted surveys on two routes before selecting an official site for the March, collecting over 1,000 pieces of litter in the process using the Marine Debris Tracker App. In addition to route selection, interns created flyers, brochures, day-off scripts, event pages, signs and more to prepare for the day.



Over 100+ community members and fellow interns/students participated in the event. Together, the group went on a 2-mile March, shouting chants promoting litter awareness and taking action. Interns were cheered on throughout their walk by honking and screaming from passer byers. A total of 3,191 pieces of litter were collected and recorded using the Marine Debris Tracker App during duration of the Litter March.



Oakland High interns spent the following meeting celebrating the success of the event, as well as, reflecting on their experience and collaborating together recommendations for next year interns.

<https://oaklandhighearthteam.wordpress.com/2017/01/08/interns-kick-off-2nd-semester-with-litter-walk-through-the-streets-of-oakland/>

<https://oaklandhighearthteam.wordpress.com/2017/01/14/suja-fuels-oakland-highs-litter-walk/>

<https://oaklandhighearthteam.wordpress.com/2017/03/23/interns-lead-the-2nd-annual-litter-march/>

<https://oaklandhighearthteam.wordpress.com/2017/03/24/reflecting-on-the-litter-march/>

Rainbow Trout and Pet Waste Outreach Campaign

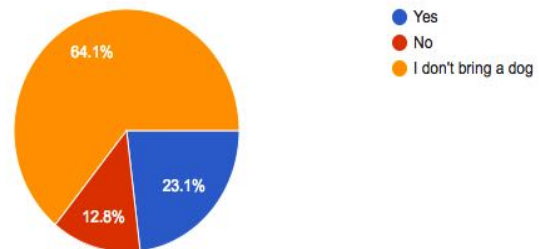
A qualitative data driven project to assess the general public knowledge of Rainbow Trout and the effects of dog waste on Sausal Creek.

In Spring of 2017, Oakland High Earth Team interns partnered with Friends of Sausal Creek (FOSC) on a project to gain a deeper understanding of the public's knowledge about Rainbow Trout and the effects dog waste can have on the local creek at Dimond Park, Oakland. Friends of Sausal Creek mission is to restore, maintain, and protect the Sausal Creek Watershed. In Summer of 2017, FOSC plan to put in signage educating the community about Rainbow Trout and the effects of Dog Waste. Oakland High Earth Team's purpose in the project is to assess the basic knowledge prior to the installation of signage, then again to survey post-signage installation in Fall of 2017.

Dimond Park has a creek that runs through it that is inhabited by Rainbow Trout. The rainbow trout are considered "at risk" in the bay area in terms of conservation. Their population is threatened by habitat loss and contaminants in their water (such as chemicals from dog poop that drain into the creek). Interns received education about the negative effects dog poop has on the local flora and fauna of the creek. Then, students worked with Jill, Education Coordinator for FOSC to develop a pre-survey that would be conducted March of 2017. Through pre/post surveys, interns hope to assess the success of additional signage throughout the park.

Do you trust your dog off of the leash?

39 responses



Interns surveyed a total of 39 community members, recording information such as distance from park, usage of park, knowledge of Rainbow Trout facts, off leash dog trust, and more. Interns reflected on their experience providing tips for next years interns as they prepare to conduct a post-survey after new signage is installed.

<https://oaklandhighearthteam.wordpress.com/2017/03/31/interns-prepare-a-survey-with-fosc/>

Shoreline Festival

A community engagement service learning project to educate the community about the decomposition of waste materials and the effects waste has on our watersheds.

In October of 2016, Oakland High Earth Team interns participated in the 13th Annual North Richmond Shoreline Festival event as part of a celebration for Bay Day. Bay Day is one official day every year for the entire Bay Area to come together and celebrate the Bay. The North Richmond Shoreline Festival had an estimated 1500 attendees that enjoyed speakers, activities, dancing and more.



Interns hosted a table to educate the public about waste reduction and watershed health. The table focused specifically about testing the public's knowledge about how long common items take to decompose. Interns developed an interactive game to give participants a hands on learning experience guessing the time frame for each item. Interns interacted with community members, conversing with them about the importance of separating and disposing of waste properly.

<https://oaklandhighearthteam.wordpress.com/2016/10/11/interns-spread-awareness-about-waste-issues-at-this-years-bay-day/>

3-Bin System Climate Change Presentation

A peer-to-peer education service learning project to share the successes and challenges of putting in a 3-Bin system at Oakland Tech High.

In February of 2017, Oakland Tech Interns hosted a workshop during the YES Conference, an annual conference gathering youth from all over the extended Bay Area. Over 500 students and educators attended the event. The purpose of the conference is to raise awareness about how everyday choices affect the planet and local communities. Specifically, it created an environment where youth from local schools could educate and interact with one another about environmental issues and discuss various solutions.



Oakland Tech Interns hosted a workshop called “The Benefits and Challenges of Implementing a 3-Bin System at Oakland Tech High”. Interns created a timeline of events, outlining each step taken to successfully implement the 3-Bin system on campus. Interns discussed the actions taken with the audience, in hopes to inspire action in their own schools to take on a similar project like the 3-Bin system.

In addition, interns discussed how waste and the 3-Bin system related to Climate Change. Sharing facts about landfills and how they are a leading contributor of greenhouse gases. Interns created an interactive hands-on activity that gave participants the opportunity to test their knowledge on how well they can sort into a 3-Bin system.

<https://oaklandtechearthteam.wordpress.com/2017/03/04/interns-present-at-the-yes-conference/>

Altamont Landfill Visit

An educational visit to the Altamont Landfill to foster a better understanding of waste disposal practices.



In December 2016, Interns from Oakland High, San Lorenzo High, and Oakland Tech High visited the Altamont Landfill, one of the biggest and most technologically advanced landfills in the nation. Joined by Sarah Fockler, Environmental Protection Specialist for Altamont Landfill Waste Management of Northern California, interns went on a driving tour of the 2,000 acre property.

Interns learned about the different factors landfill facilities have to be aware of, as well as how the landfill is trying to minimize their impacts. Like how methane, one of the major greenhouse gases, that is produced by the landfill is processed and converted into fuel for the transportation trucks to lug trash from the cities, Oakland being one of the biggest contributors.

The purpose of this trip was to foster a deeper understanding for how waste is disposed of and dealt with in large densities. Interns reflected on the experience, and expressed sadness intertwined with inspiration to continue the waste reduction work in and out of the Earth Team program.

<https://oaklandhighearthteam.wordpress.com/2016/12/15/interns-finish-of-the-year-with-a-visit-to-the-altamont-landfill/>

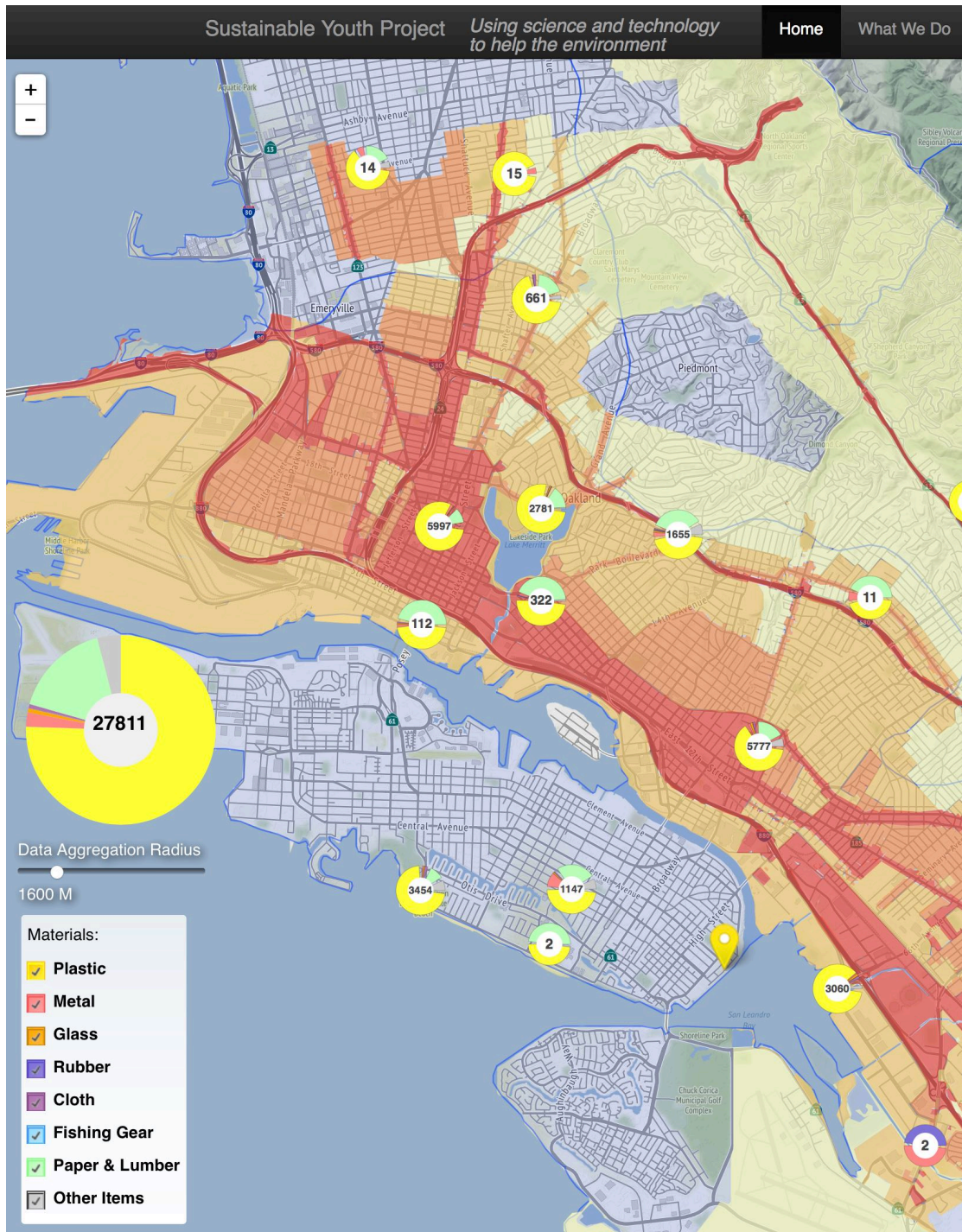
Evaluation and Intern Recommendations

Besides the detailed litter data collection stats available at our Zerolitter.org site, students participated in pre-and post surveys to measure attitudinal changes.

All interns were invited to an overnight stay in Fall 2016 at Presidio National Park for the first semester camping trip. In addition, all interns were invited to a two-night camp out at Slide Ranch for the 17th Annual Earth Team LEAF (Leadership and Environmental Action Forum) to share their experiences, challenges, and successes of their internship year. Interns participated in an one on one interview with their campus coordinator to complete their first semester were they

were given an opportunity to discuss positives, negatives, recommendations, and so on to Earth Team’s staff. In addition, interns participated in a written reflection to reflect on the internship experience and share their thoughts about the program implementation.

Litter ID and Removal Data



2016-17 Litter ID and Removal Data

Attitude Change Scores

The following are the results of the qualitative evaluation, using pre-and post surveys during the year with a set of 10 questions measuring behavior and attitudinal changes amongst the students.

Students provided feedback on projects and evaluated their personal growth through pre-and post surveys, writing samples, and interviews. Students showed a strong increase in knowledge, awareness, and enthusiasm for the environment as well as leadership, public speaking, team communication, and other professional skills because of the internship. Student best illustrate their growth and impact in their own words.

Interns in Earth Team's Waste Reduction Programs would like to continue to see projects that create tangible results like helping facilitate the 3-Bin system at Oakland High Campus. Students expressed a strong desire for more opportunities and events geared towards interacting with the community and fellow Earth Team interns from other schools like the 2017 Annual Litter March and Martin Luther King Jr. Community Clean Up. Interns felt valued and hopeful interacting with other environmentally leading organizations, and would like to continue to work with partners to reach a common goal of healthy ecosystems.

Student Quotes

"Today's trip to the landfill was awesome and fun. I was really mind-blown and couldn't believe how big the landfill is. It was a unbelievable experience for me getting to see what an actual landfill looks like for the very first time." -**Peter, OH Intern**

"Today's visit to the landfill really opened my eyes to the reality of our garbage situation and it's impact on our environment. I am really surprised at how much land is used just for the purpose of our waste and garbage." - **Cai, OH Intern**

"Through the workshop, we learned that even as youth, we could make a big difference in our communities as long as we speak up and fight for what we believe in." - **OT Intern**

"Litter Marches are a pretty effective way to spread environmental awareness because of the attention it attracts, the more audience it attracts, the more people are forced to face the problem. It also brings people together, but again, one litter march can only go so far, many creates a force." – **Cai, OH Intern**

"People saw us out there doing good things, and we took up their thoughts for at least two seconds. Some idea in their head that we should pick up our trash and look how much there is." – **Marie, OH Intern**

"What we did well as a team was that we stood together and spoke loud and proud about what we were doing and why were doing this" – **Peter, OH Intern**

“My favorite part was picking up the trash and seeing it go into the bag. Knowing from then on.. it won’t be floating around on our streets.” – **Marie, OH Intern**

“I got to meet new people and work together with them during the Litter March. Also, the fact that a lot of people honked at us shows that they care. Some were even cheering outside their car window.” – **Peter, OH Intern**

“Our biggest takeaway is that we are a small change that is part of a bigger movement that influences the world. We realized how much trash is in our creek and how vastly different places looked after we cleaned up the areas. We have also realized that individual work is fast but teamwork goes far.” - **OH Interns**

“What I thought was really cool about today is the fact that a group of strangers can work together to achieve a goal and help each other out along the way” - **Nicole, OT Intern**

“Interacting with the community made me feel like I am doing the right thing not just in my community, but in the world by picking up trash. It may not be a lot, but it made a difference.” -**Kelly, OH Intern**

“My favorite part of the day was being rewarded with appreciation from people who were nearby. I felt very honored to be able to be part of this because there was a lot of trash that was picked up in downtown.” - **Huong, OH Intern**

Media

During the school year, the project was extensively documented by students and staff using photography, social media, interviews, video, and a student blog. Click the “*Activity*” links below to explore media.

SCHOOL	BLOG
Oakland High	https://oaklandhighearthteam.wordpress.com/
Oakland Tech High	https://oaklandtechearthteam.wordpress.com/

Reflections

Over the course of the year, we learned not only that many hands make light work, but immense impact. This year’s internship resulted in positive environmental change both on their school specific campus, and local communities. Earth Team recognizes the overwhelming transformations of individuals as their understanding of environmental issues expanded, soft and hard skills developed, and desire to continue to make a positive impact became apparent. We found that by providing consistent structure, support and resources to a group of interns we were able to see many positive impacts far beyond just litter pick up events. Through this hands-on learning experience with our students it was obvious that inspiration was fostered, confidence

was increased, knowledge was expanded, skills were developed and ultimately environmental leaders were unveiled. Our interns are impactful leaders that will continue to bring awareness about litter issues and encourage actions that protect our water resources.

For 2016-2017 we plan to build on our previous successes and challenges to provide the best educational experience to our students. We will meet and surpass current standards of reducing litter through strategic awareness campaigns and events, while continuing to create tangible progress and empower our youth through student-ran Service Learning Projects. We aim to engage students, their peers, families, and community members to not only reduce litter through clean-ups, but engage in conversations about solutions to litter issues.

It has been our priority to maintain well organized on and off campus public activities to bring the best results. The collection of litter data using technologies like the Zero Litter app, Google Maps and other publicly available resources that are a part of the API economy serve as a tool to design well documented, highly focused, data-driven service learning projects that target specific litter-reduction objectives.

Thank you for supporting Earth Team as we work with students on their journey to become lifelong environmental stewards and leaders!

ATTACHMENT C.10.21

**City of Oakland Summary of Polystyrene Ban Enforcement
Actions**

FY 2016-2017

City of Oakland Summary of Polystyrene Ban Enforcement Actions FY 2016-2017

In FY 2016-2017, the City of Oakland inspected 484 businesses through its Stormwater business inspection program. Inspections were prioritized in very high and high trash generation areas and included inspections of grocery stores, gas stations, restaurants, auto maintenance facilities, and 17 other business types, such as nurseries. Inspectors assess compliance with the City’s Polystyrene Foam Food Service Ware Ordinance at each business and send a Notice of Violation (NOV) to each business found to be out of compliance. Thanks to an agreement reached in early FY 2017-2018, Public Works Environmental Services Division staff will now track violations and will refer second or subsequent violations to the City Administrator’s staff for enforcement/citation. The following table describes the number of inspected businesses in each of the City’s Trash Management Areas (TMAs) that received an NOV based on the FY 2016-2017 inspections:

TMA	TMA Name	Number of Businesses Inspected	Number of Inspected Businesses that received an NOV based on Polystyrene Ban Non-Compliance
TMA1	Arterials	178	5
TMA2	Commercial Centers	152	12
TMA3	North Oakland	6	0
TMA4	Former Army Base	1	0
TMA5	West Oakland	6	0
TMA6	Shoreline	23	0
TMA7	Lake Merritt Watershed	20	3
TMA8	Downtown Oakland	42	3
TMA9	San Antonio	17	2
TMA10	Sausal Creek	1	0
TMA11	East Oakland (1)	7	0
TMA12	East Oakland (2)	9	0
TMA13	Industrial East Oakland 1- West	6	0
TMA14	Industrial East Oakland 2 - East	12	0
TMA15	Port/Airport (non-jurisdictional)	4	0
TMA16	Hills	0	0
	Total	484	25

ATTACHMENT C.10.22

City of Oakland Polystyrene Ban Enforcement Letter

FY 2016-2017



CITY OF OAKLAND



250 Frank H. Ogawa Plaza, Suite 5301

OAKLAND, CALIFORNIA 94612-2034

Public Works Agency
Environmental Services Division

FAX (510) 238-7286
TDD (510) 238-3254

Date

Name

Business Name

Address

Oakland, CA 946xx

**Re: Formal Warning to Comply with Chapter 8.07, Title 8 of the Oakland Municipal Code:
Polystyrene Foam Food Service Ware**

Dear Name:

This is to inform you that this office has received complaints of the following violation of the Polystyrene Foam Food Service Ware Ordinance, Chapter 8.07 of Title 8 of the Oakland Municipal Code, at your business: Business Name located at Business Address

1. That your business serves prepared food on polystyrene foam food service ware.

The City reserves the right to inspect your business to determine whether you are in compliance with the terms of the above cited regulations. After Date, you must ensure that prepared foods are not served on polystyrene foam food service ware at Business Name.

To facilitate your compliance with the ordinance, please find enclosed a copy of the brochure that was sent to food vendors in July 2007. It contains additional information about the ordinance requirements, which you may find helpful. If your food service ware vendor is unaware of substitute products, you will find many helpful resources, including a Distributors List and a list of Bio-Based Products, at the City's Public Works Agency website, www.oaklandgreenware.com.

Thank you for your cooperation in helping to make our City a healthier place to do business. If you have any questions about this matter, you may contact the Recycling Hotline at (510) 238-SAVE (7283) for more information.

Sincerely,

Becky Dowdakin
Solid Waste & Recycling Program Supervisor

cc: PWA 2009 Polystyrene Foam File
Property Owner

Enclosure: Guide for Oakland Food Vendors

ATTACHMENT C.10.23

**City of Oakland Summary of Cleanups Used for Creek and
Shoreline Offset**

FY 2016-2017

Summary of Cleanups Used for Creek and Shoreline Offset

This Attachment provides the accounting for the creek and shoreline offset numbers from Section C.10.e of the City's Annual Report. The following is the formula provided in the MRP for calculating the offset for additional creek and shoreline cleanups:

$$1\% \text{ Reduction Offset (Volume)} = (12 A_{VH(2009)} + 4 A_{H(2009)} + A_{M(2009)}) OF$$

where:

$A_{VH(2009)}$ = total amount of 2009 very high trash generation category jurisdictional area

$A_{H(2009)}$ = total amount of 2009 high trash generation category jurisdictional area

$A_{M(2009)}$ = total amount of 2009 moderate trash generation category jurisdictional area

12 = Very High to Moderate weighing ratio

4 = High to Moderate weighing ratio

OF = offset factor equal to (7.5×0.033) for the 2016 performance guideline and 2017 mandatory trash load reduction deadline, where 7.5 is the conversion from acres to gallons based on trash generation rates and 0.033 is the three to one offset ratio, or (7.5×0.1) for the 2019 mandatory trash load reduction deadline, where 7.5 is the conversion from acres to gallons based on trash generation rates and 0.1 is the ten to one offset ratio.

Calculation

165,807 gallons of trash removed

Weighted Acres = $(12 A_{VH(2009)} + 4 A_{H(2009)} + A_{M(2009)})$

Weighted Acres = $(12)(3,403) + (4)(4,791) + 5,383$

Weighted Acres = $(40,836 + 19,164 + 5,383) = \mathbf{65,383}$

$65,383 \text{ Weighted Acres} \times 7.5 = 490,373 \text{ gallons}$

1% of gallons = 4,903.73 gallons

3:1 offset = 0.333

1% Reduction Offset (gallons) = $4,903.73 / 0.3333 = \mathbf{14,713 \text{ gallons}}$

Reduction (Offset) % = $165,807 / 14,713 = \mathbf{11.3\%}$

Table 1: Adopt a Creek Volunteer Totals

Creek	No. of Events	Total Hours	Trash Removed (Gallons)
Arroyo Viejo Creek	12	720	Not Reported
Courtland Creek	564	1,824	Not Reported
Glen Echo Creek	109	1,113	15
Harwood Creek	60	1,152	Not Reported
Horseshoe Creek	97	192	90
Lake Merritt	345	5,792.5	6,480
Lake Merritt	1	1	60
Lake Merritt	1	45	150
Lake Merritt Channel	24	720	5,400
Lion Creek	30	554	1,770
Peralta Creek	21	421	480
Sausal Creek	740	10,984.75	2,550
Seminary Creek	4	80	Not Reported
Shoreline	49	3,492	12,000
Temescal Creek	1	230	513
Total	2,058	27,321.25	29,508

Table 2: Earth Day and Creek to Bay Day Volunteer Totals

Event	No. of Volunteers	Total Hours	Trash Removed (Gallons)
Earth Day 2017	2,283	7,126	47,018
creek/shoreline	1,359	3,750	22,508
Creek to Bay Day 2016	904	2,405	26,385
creek/shoreline	835	2,182	18,555
Total	3,187	9,530	73,403
Creek/shoreline Totals	2,194	5,932	41,063

Table 3: Additional Cleanups at Trash Hot Spots Volunteer Totals

Site #	Hot Spot sites	Creek	Date	Total Hours	Trash Removed (gallons)
1	Arroyo Viejo Park	Arroyo Viejo Creek	monthly	386	2,000
1	Arroyo Viejo Park	Arroyo Viejo Creek	4/22/17	123	1,520
1	Arroyo Viejo Park	Arroyo Viejo Creek	7/6/17	10	360
1	Arroyo Viejo Park	Arroyo Viejo Creek	7/13/17	10	300
1	Arroyo Viejo Park	Arroyo Viejo Creek	7/20/17	10	330
1	Arroyo Viejo Park	Arroyo Viejo Creek	7/27/17	10	360
1	Arroyo Viejo Park	Arroyo Viejo Creek	8/3/17	10	300
1	Arroyo Viejo Park	Arroyo Viejo Creek	8/10/17	5	300
2	Barry Place	Sausal Creek	monthly	176	912
2	Barry Place	Sausal Creek	4/22/17	21	30
3	Cesar Chavez Park	Peralta Creek	4/22/17	104	900
3	Cesar Chavez Park	Peralta Creek	7/20/16	40	600
3	Cesar Chavez Park	Peralta Creek	8/5/16	40	540
3	Cesar Chavez Park	Peralta Creek	8/11/16	40	570
3	Cesar Chavez Park	Peralta Creek	8/18/16	20	300
3	Cesar Chavez Park	Peralta Creek	8/3/17	40	240
4	Courtland Creek Park	Courtland Creek	7/6 & 7/16	80	810
4	Courtland Creek Park	Courtland Creek	7/10,11 & 13/16	120	1,080

4	Courtland Creek Park	Courtland Creek	7/17,18 & 20/16	120	1,320
4	Courtland Creek Park	Courtland Creek	7/24,25 & 27/16	120	1,200
4	Courtland Creek Park	Courtland Creek	7/31/16, 8/1 & 3/17	120	1,020
4	Courtland Creek Park	Courtland Creek	8/7,8 & 10/17	120	1,260
4	Courtland Creek Park	Courtland Creek	weekly	576	5,472
4	Courtland Creek Park	Courtland Creek	4/22/2017	45	600
5, 6 & 7	Damon Slough (3 sites)	Damon Slough	6/29/17	40	1,500
8 & 9	East Creek Slough	East Creek Slough	weekly	Not Reported	Not Reported
8 & 9	East Creek Slough	East Creek Slough	3/15/17	200	1,200
8 & 9	East Creek Slough	East Creek Slough	4/22/17	60	600
10	Fruitvale Bridge Park	Sausal Creek	weekly	192	5,472
10	Fruitvale Bridge Park	Sausal Creek	4/22/17	45	360
11 & 12	Lake Merritt (3 sites)	Lake Merritt	weekly	5,779	31,200
11 & 12	Lake Merritt (3 sites)	Lake Merritt	4/22/17	280	7,620
13	Lake Merritt Channel	Lake Merritt	4/22/17	180	11,040
13	Lake Merritt Channel	Lake Merritt	2x/month	460	13,500
3	Rainbow Recreation Center	Seminary Creek	7/7/17	10	240
4	Rainbow Recreation Center	Seminary Creek	7/10/17	10	270
4	Rainbow Recreation Center	Seminary Creek	7/14/17	10	270
4	Rainbow Recreation Center	Seminary Creek	7/18/17	10	360
4	Rainbow Recreation Center	Seminary Creek	7/28/17	10	360
4	Rainbow Recreation Center	Seminary Creek	7/31/17	10	420
4	Rainbow Recreation Center	Seminary Creek	8/1/17	10	450

4	Rainbow Recreation Center	Seminary Creek	8/4/17	10	360
4	Rainbow Recreation Center	Seminary Creek	8/7/17	10	270
4	Rainbow Recreation Center	Seminary Creek	8/8/17	10	420
Total				9,682	98,236