



FILED
OFFICE OF THE CITY CLERK
OAKLAND

2019 NOV 26 PM 5:01

AGENDA REPORT

TO: Sabrina B. Landreth
City Administrator

FROM: Sara Bedford
Director, Human Services

SUBJECT: PATH Framework and Budget Policy
Priorities

DATE: November 26, 2019

City Administrator Approval

Date: 11/26/19

RECOMMENDATION

Staff Recommends That The City Council Receive And Take Action On A Report And Recommendations, Including Regarding Funding Policy Priorities, On The City's Five Year Framework To Address Homelessness In Oakland For Fiscal Years 2020-2024.

EXECUTIVE SUMMARY

This report provides an overview of the Permanent Access To Housing (PATH) Framework, the City's updated five year strategies (Fiscal Years 2020- 2024) to address homelessness in Oakland. This report summarizes the framework's major goals, strategies, costs and recommendations for immediate next steps.

This report asks the City Council to adopt recommendations for short term budget policy priorities and to adopt the PATH Framework document in principle.

The PATH Framework organizes strategies to address homelessness under three major themes:

1. Prevention strategies to keep people from becoming homeless
2. Emergency strategies to shelter and rehouse households and improve health and safety on the street.
3. Creation of affordable, extremely low income and permanent supportive housing units prioritized for households experiencing homelessness.

The work described is aligned with the Alameda County's Everyone Home Plan, but is responsive to the specific needs of Oaklanders. Oakland has approximately 50 percent of the county's homeless population, so the City of Oakland must be a leader in the work to address this crisis. In Oakland, 70 percent of people who are homeless are African American compared to 24 percent of the general population. The City's work must be defined by what works for African Americans first and foremost in order to reduce racial disparities.

Item: _____
Life Enrichment Committee
December 4, 2019

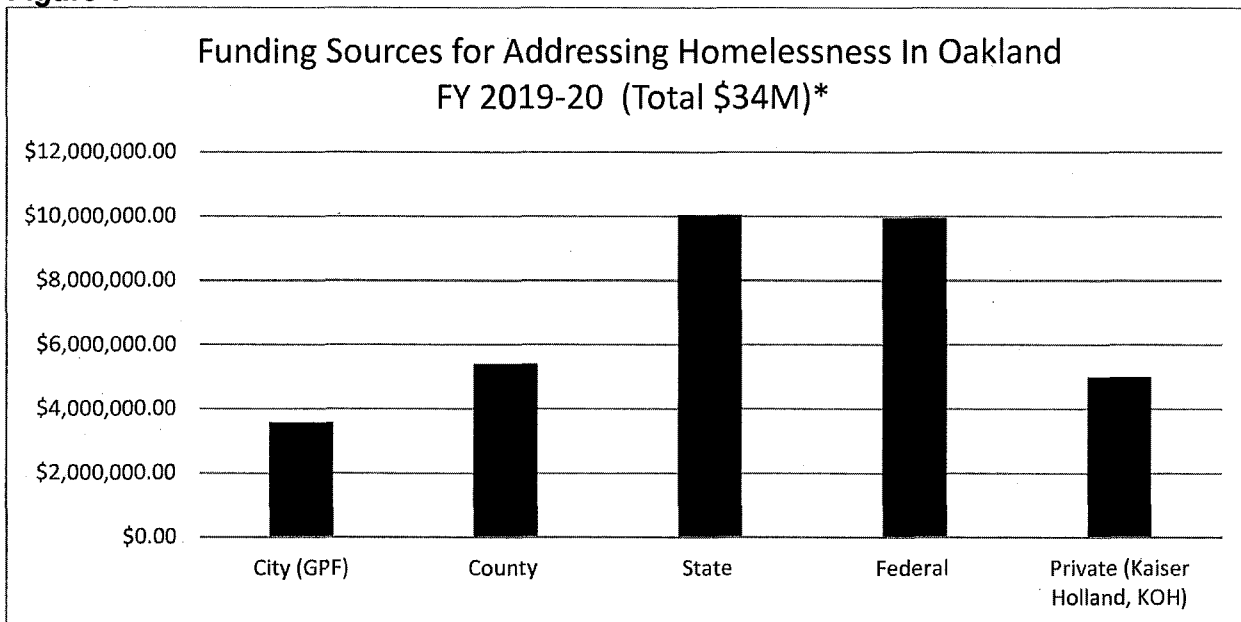
BACKGROUND / LEGISLATIVE HISTORY

In October 2019, the City Council Life Enrichment Committee received a report titled *Informational Report on City's Five Year Plan to Address Homelessness in Oakland (Attachment C)*. At this meeting, staff provided an introduction to the updated plan, summarized the process used to develop the plan, and outlined the plan's major goals, strategies, and next steps. Based on feedback from the Committee members and other stakeholders, additional refinements to the framework were made over the past several weeks (a glossary of terms is included in *Attachment B*).

Current Snap Shot of Services and Funding-

For the 2019-2020 fiscal year (FY), the Human Services Department has a budget of approximately \$30 million through a combination of federal, state, county, city and private funds (see **Figure 1** below). One-time State HEAP (Homeless Emergency Assistance Program) funds account for one-third of the total operating budget. Federal HUD (Housing and Urban Development) funding, comprised of multiple grants, also accounts for one-third of the total operating budget. City, County, and private funding collectively account for the remaining third. Additional private funding, such as Keep Oakland Housed (KOH), is also included in the funding sources chart below.

Figure 1



*Includes City controlled resources and coordinated private dollars such as Keep Oakland Housed.

Approximately 54 percent of the total funds (\$18.1 million) are part of the City's ongoing homelessness funding and approximately 46 percent (\$16.4 million) are one-time funds with an end date in the next 12 – 24 months (see **Figure 2** below). The one-time funding is comprised largely of: 1) State HEAP funds which will be largely expended by June 2020; 2) County Coordinated Entry funds which expire in December 2020; and, 3) Kaiser Foundation funding for the Holland program expiring in June 2021. In addition, the privately funded Keep Oakland Housed anti-displacement and homelessness prevention funding is scheduled to end June 2020. *Addressing the pending shortfalls that will occur when one-time funding ends is a critical budget priority that will be discussed later in this report (see **Table 2**).*

Figure 2

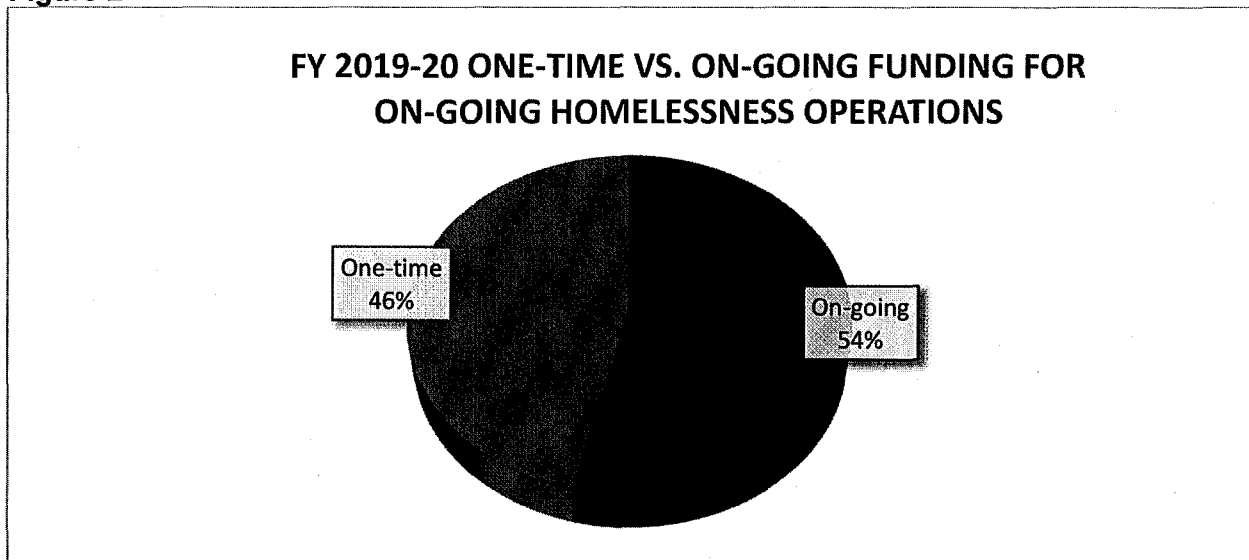
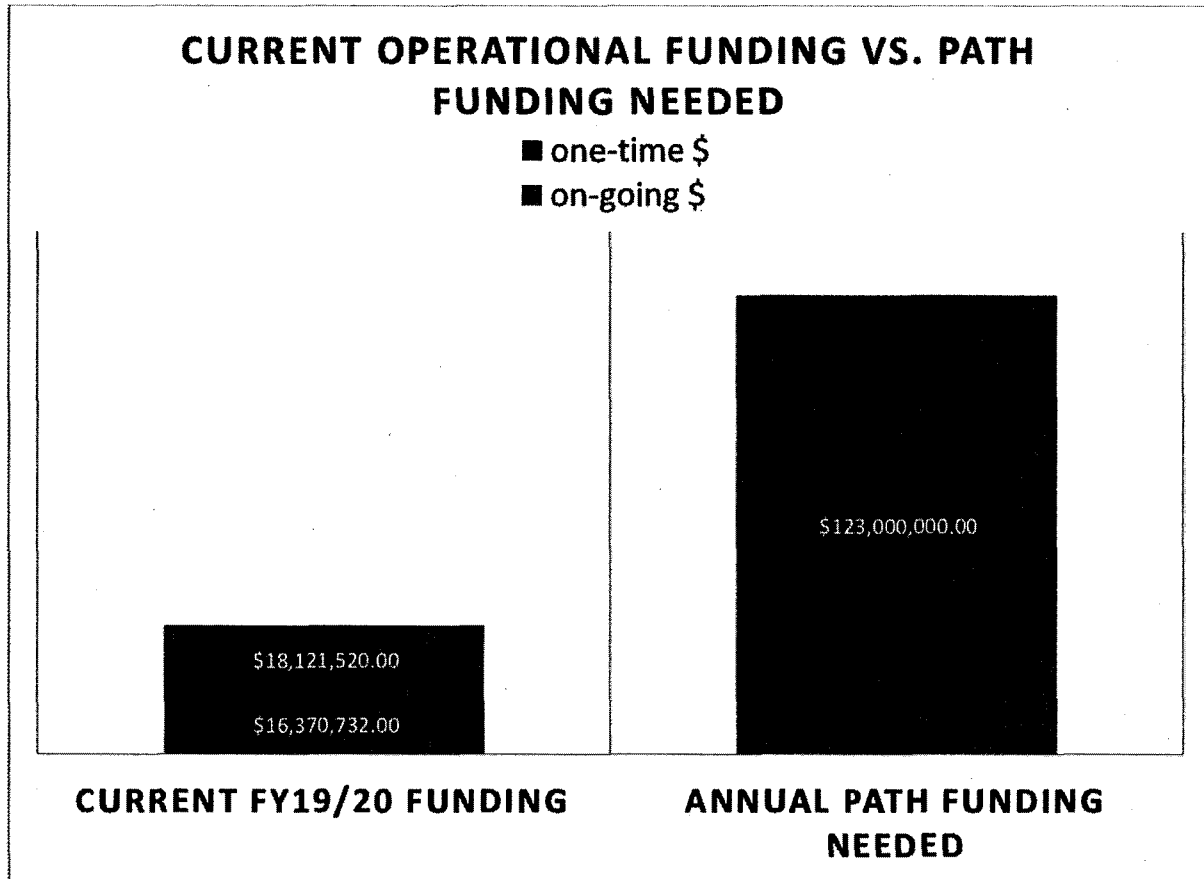


Figure 3



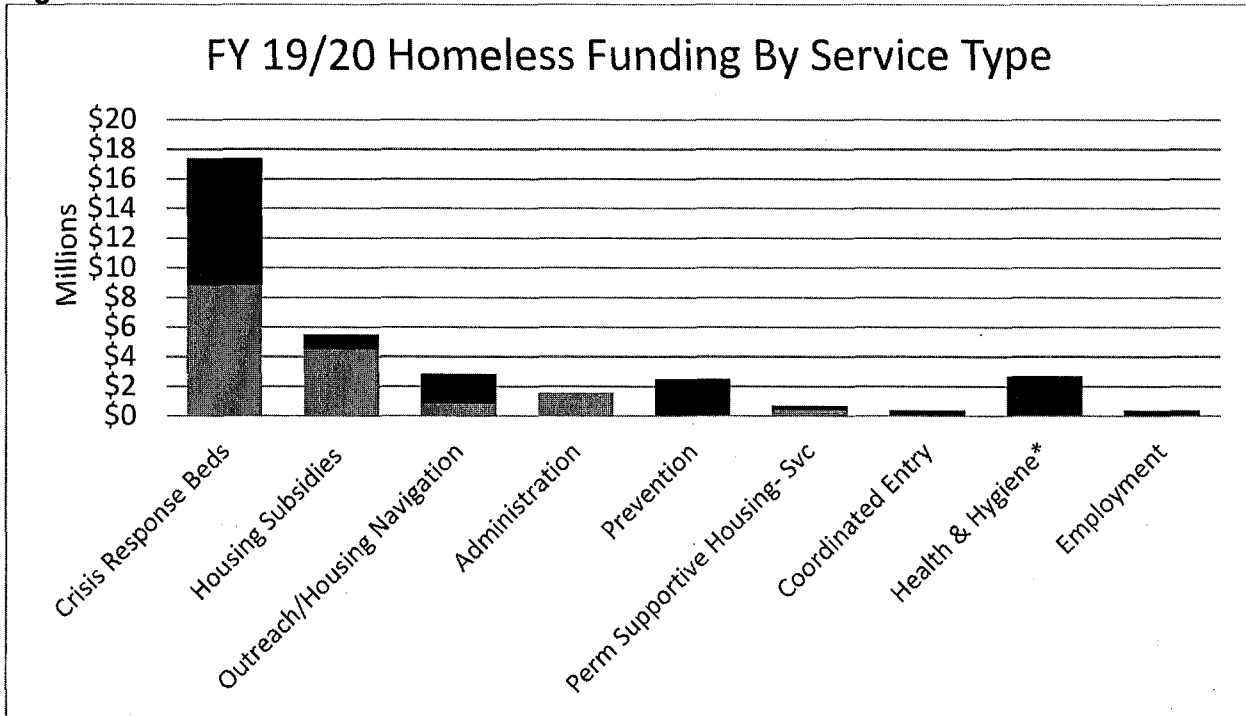
None of the funding referenced above includes the substantial investments in housing through local bonds and other sources. These funds also do not include significant investments of private funding that have supported homeless initiatives in Oakland in recent years. And, in addition to direct County resources given to the City of Oakland, there are many more investments from the County that more broadly support homeless services. These include investments in affordable housing development that are allocated countywide, as well as Permanent Supportive Housing (PSH) programs such as Shelter plus Care. County behavioral health and substance abuse services also provide significant services to homeless individuals.

It is especially important to recognize that the \$34.5 million in current funding to operate homeless services is less than one-third of the \$123 million in on-going funds that the PATH Framework calls for to develop a system of care that can handle the current crisis (see **Figure 3**, above). If fully implemented, the PATH Framework would require Oakland and its partners to raise over \$100 million for on-going services as well as \$220 million in capital financing for building acquisition and development.

Figure 4 below illustrates the amount currently spent on each type of intervention and reflects the total operating budget for the Community Housing Services Division of the Human Services Department, along with significant investments of private funds that impact the Oakland system

(e.g., Keep Oakland Housed, Kaiser Foundation). It illustrates the funding spent on each type of intervention and whether that funding is one-time versus ongoing.

Figure 4



*includes Police and Public Works



With current levels of investments, the City can expect to see little to no change in the level of homelessness in Oakland and will likely see a continuing increase. The current level of investments falls short of the true costs outlined in the PATH Framework which are \$123M/ year.

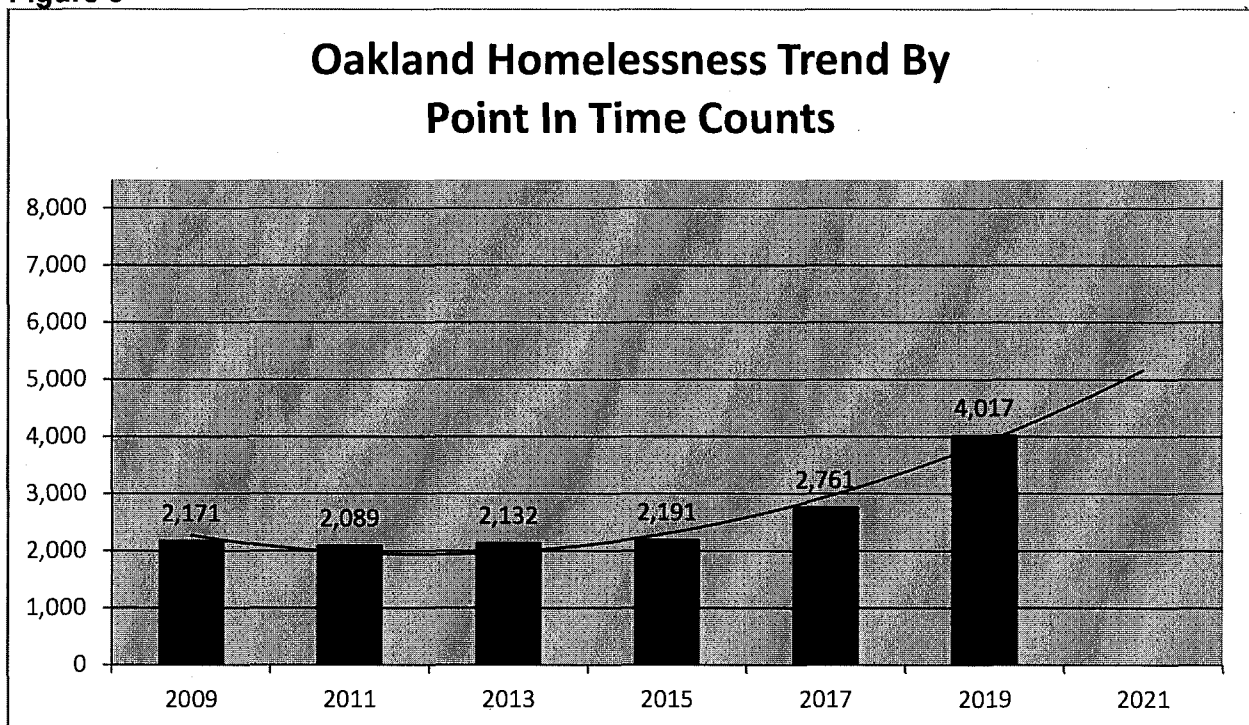
ANALYSIS AND POLICY ALTERNATIVES

The City of Oakland, along with many other communities in this country, is facing a humanitarian crisis of neighbors who find themselves homeless. On a single night in January 2019, more than 4,000 people were experiencing homelessness in Oakland. Nearly four out of five (79 percent) of the people experiencing homelessness in Oakland are unsheltered and live outdoors or in tents or vehicles, often along the city's streets and in parks. These numbers represent an unprecedented 47 percent increase in total homelessness in Oakland, and a 63 percent increase in unsheltered homelessness since 2017. These numbers account for only a fraction of the people who become homeless over the course of a year.

The crisis that precedes someone becoming homeless varies significantly and ranges from a mental or physical health crisis, to job loss, to property loss due to inadequate estate planning. But what is common to all is that the longer one is homeless the worse one's health becomes, the more likely family and friendship networks are frayed, and the harder it becomes to obtain, maintain, and sustain stable housing.

The increasing rates of homelessness in Oakland over the past six years are demonstrated in **Figure 5** below.

Figure 5



In order to successfully reduce, prevent and end Oakland's trend of escalating homelessness, City leaders and community partners must have a shared understanding of the drivers of homelessness. The main drivers of homelessness in Oakland include:

- Structural racism
- Insufficient controls on the rental housing market that create vulnerability and housing instability for tenants
- Insufficient housing units that are affordable to households with the lowest incomes, including particularly those whose incomes are below 20 percent of Area Median Income (AMI)
- Systemic barriers that often prevent residents who are returning home from incarceration from living with family members and/or accessing both public and private rental housing and employment opportunities
- Inadequate pay and benefits for many of the jobs that are available in the community, and insufficient access to quality employment opportunities that pay wages that meet the cost of housing

In Oakland, the drivers of homelessness fall most squarely on the backs of the African American community who, due to long standing structurally racist practices such as red lining and employment discrimination, are most vulnerable to losing their homes. Over 70 percent of individuals who are homeless in Oakland are African American, while they represent only 24 percent of the City's population. The work of addressing homelessness in Oakland must be defined by what works for African Americans first and foremost in order to reduce the racial disparities in homelessness in Oakland.

The framework commits to using data in a transparent and public way to evaluate outcomes such that racial disparities in homelessness are eliminated. It also acknowledges that current resources are insufficient, and the overall crisis cannot be resolved without expanding revenues dedicated to this issue and engaging government and the private sector at every level in this effort.

While the City of Oakland alone cannot afford the level of investment outlined in the framework, strategically engaging public and private partners will be critical to resolving the suffering so many Oaklanders are experiencing on the street. The PATH document provides a framework that can guide investments of locally controlled resources, focus the power and influence of the community's leaders and stakeholders, align the efforts of local public agencies and community partners, and engage others toward shared commitments to end homelessness.

Overview of the PATH Framework (Attachment A)

Framework Vision: Homelessness should be rare, brief, and one-time (Functional Zero).

Framework Goal: Reduce the number of people experiencing homelessness in Oakland.

The framework outlines specific strategies to reduce homelessness in Oakland including:

- Fewer people become homeless each year
- More people return to housing as quickly as possible
- Crisis response beds are maintained, improved (by adding exit resources) and expanded
- People who have been homeless have the incomes and supports they need to avoid returning to homelessness
- Expand the supply of deeply affordable and supportive housing for Oakland's most vulnerable residents
- Address impacts of unsheltered homelessness on sheltered and unsheltered neighbors

This framework recognizes that providing someone with a bed in an emergency shelter or transitional housing program offers a critical stepping-stone toward housing stability but alone is insufficient. Preventing vulnerable residents from becoming homeless and expanding the supply of deeply affordable and supportive housing, especially for seniors and persons with disabilities, are necessary elements for solving homelessness.

All strategies proposed in the framework are grounded in the following commitments:

- Addressing equity by eliminating racial disparities in the rates at which people experience homelessness, and rates they exit to stable housing

- Aligning Oakland resources and policies with partners in the private sector and in county, state, and federal governments
- Learning from and using best practices based on evidence about what works

A summary of the framework’s goals, impact and costs is below (**Table 1**).

Table 1

Summary of strategies and investments needed¹		
Goal and primary strategies	Cost per household (average)	Investment needed
Racial Equity Evaluation and Capacity Building		
<ul style="list-style-type: none"> • Evaluation of effectiveness of local programs with focus on disaggregating data by race and identifying what works for African Americans. • Capacity building for City and community partners to address racial bias and support staff of color moving into leadership roles. 	n/a	\$600,000/ year
Fewer people become homeless		
<ul style="list-style-type: none"> • Implement prevention programs targeted to people most at risk of homelessness • Strengthen anti-displacement efforts 	\$3,500 to \$4,000 per household	\$2.5 million / year
More people return to housing as quickly as possible		
<ul style="list-style-type: none"> • Provide housing problem-solving support, including flexible financial help • Expand Rapid re-housing programs 	\$3,000 per household for housing problem-solving \$15,000 per household for rapid re-housing	\$12 million / year to serve 1,000 households
Expand, improve, and maintain crisis response beds		
<ul style="list-style-type: none"> • Add 800 beds within the next 2 years • Ensure ongoing funding for existing and new crisis response beds 	\$22,500 per bed to operate emergency shelter or transitional housing programs	\$16 million one-time funding for capital costs to purchase or construct 800 beds using sprung shelter model

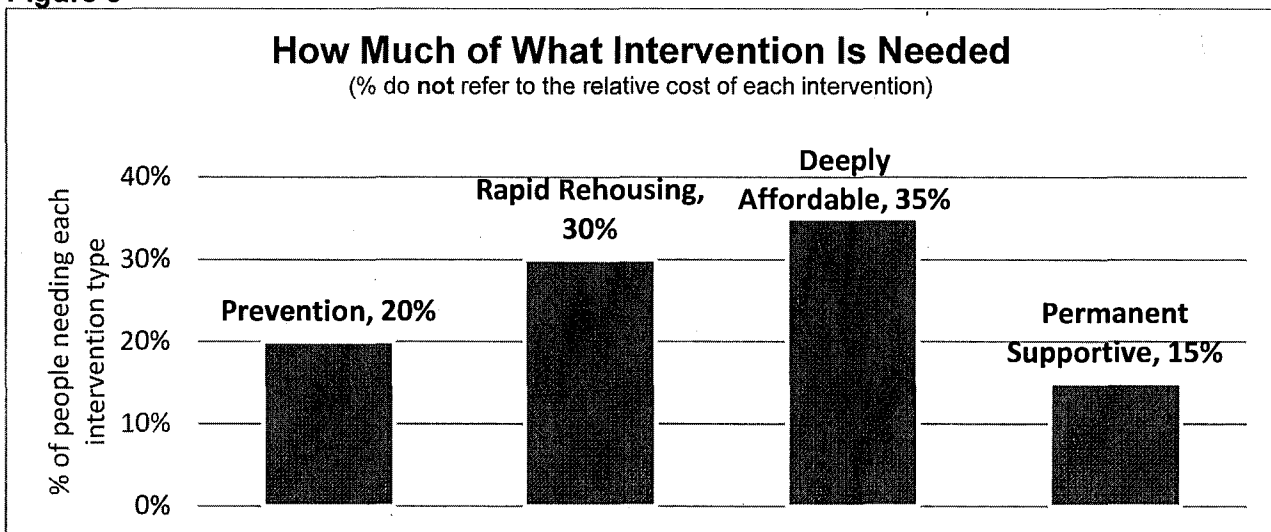
¹ This table provides a summary of the major strategies and significant costs, but it is not a complete list

<ul style="list-style-type: none"> • Reduce barriers to entry • Provide funding to help people exit to housing 		By year 2: \$22.5 million / year for operating costs of new and recently added shelter / transitional housing
Expand supply of deeply affordable and supportive housing for Oakland's most vulnerable residents		
<ul style="list-style-type: none"> • Create at least 3,000 units of deeply affordable housing opportunities • Create at least 2,000 units of permanent supportive housing • Use a mix of strategies that include construction of new or rehabilitated housing units, project-based and tenant-based rent subsidies (including shallow subsidies), prioritizing homeless people for available affordable housing • Landlord incentives and support for housing search & move-in costs for people using tenant-based subsidies 	<p>\$16,800 / year per household for rent subsidies – or \$10,000 / year per household for shallow rent subsidies</p> <p>\$2,400 to \$7,000 / year per household for supportive services</p> <p>\$75,000 to \$150,000 per unit local funding for capital to leverage other funds to construct or rehabilitate deeply affordable and permanent supportive housing</p>	<p>\$77 million / year for rent subsidies and/or supportive services for 5,000 households in deeply affordable and supportive housing</p> <p>\$1 million / year for landlord incentives, housing navigation & move-in costs</p> <p>\$204 million local capital funding (one-time) to produce 750 units deeply affordable housing and 750 units permanent supportive housing</p>
Increasing and stabilizing income for people who have been homeless		
<ul style="list-style-type: none"> • Create low barrier work opportunities • Support access to job training and education • Embed employment specialists in programs that serve homeless people 	<p>\$10,000 per person for low barrier work opportunities</p> <p>\$6,000 per person to support access to job training</p> <p>\$110,000/ year per employment specialist</p>	<p>\$1 million / year for 100 slots in low barrier work program</p> <p>\$800,000/ year for flex funds to access job training and education</p> <p>\$660,000 / year for 6 employment specialists</p>
Address impacts of unsheltered homelessness		
<ul style="list-style-type: none"> • Augment health and hygiene services to encampments • Add 2 Public Works Crews • Add 2 Oakland Police Department teams 	<p>\$50,000/ year per encampment</p> <p>\$1.1 million / year per Public Works Crew</p> <p>\$880,000/ year per OPD Team</p>	\$5.96 million / year
TOTAL		\$123.22 million/year \$220 million one-time capital over 5 years

System Modeling – How Much of Which Intervention Is needed

The five-year framework is based on Oakland specific data analysis and system modeling that begins with the number of people homeless in Oakland in 2019. From that number the modeling estimates the number of people who could have had their homelessness prevented. And, of the remaining people, the model estimates the type and amount of interventions needed to end their homelessness. Twenty percent of people could have their homelessness prevented, thirty percent of people need a Rapid Rehousing intervention to end their homelessness, thirty-five percent of people need deeply affordable housing to end their homelessness and fifteen percent need deeply affordable housing coupled with intensive services to end their homelessness (see **Figure 6** below).

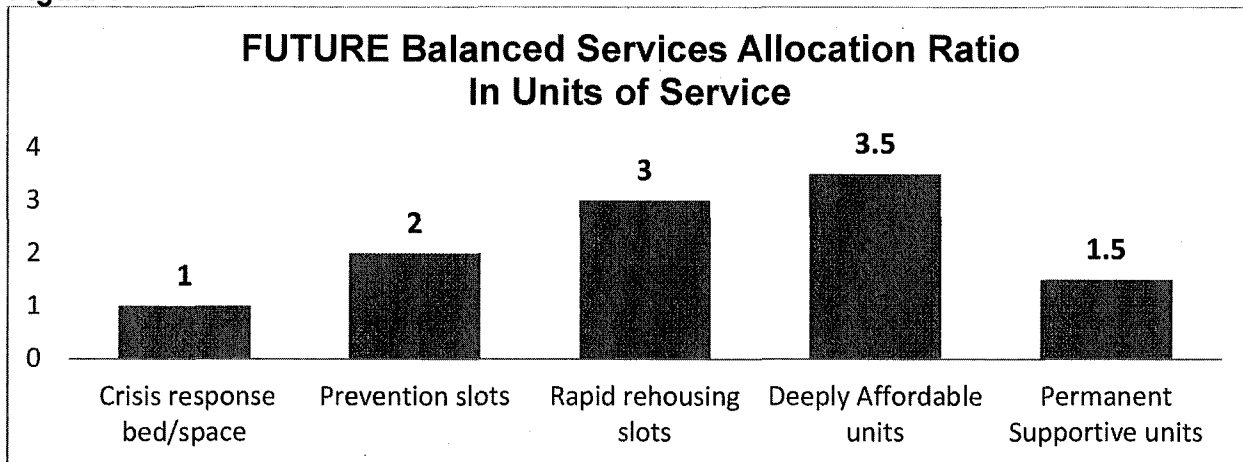
Figure 6



Making Strategic and Balanced Investments Across Strategies

This system modeling can help drive future decision making about where to allocate existing and new homeless resources. An idealized funding ratio, based on currently available data about what people need to prevent or end their homelessness, is illustrated in **Figure 7** below. It shows that for every one (1) crisis response bed/space that is maintained or created, at least two (2) prevention slots should be funded, three (3) rapid rehousing slots should be created, 3.5 deeply affordable housing opportunities should be created and 1.5 permanent supportive housing opportunities should be created. This ideal ratio illustrates that in a system with adequate prevention resources and adequate affordable housing options available, the average length of stay in a crisis response bed can be shortened ensure that bed serves more than one person per year and also that additional people may be immediately re-housed from the street without a shelter stay.

Figure 7



These ratios are based on units of service. Costs for a unit of service vary across intervention types.

This ratio is a general guide for making funding decisions with an eye toward the system as a whole. While each individual funding allocation will not be split across these five strategies, keeping an eye on how investments are being made overall ensures that decisions are guided by strategy and data. If one strategy is richly funded by a dedicated funding source, the ratio serves as a reminder to consider other strategies for future flexible funding. The funding ratios combined with some of the implementation strategies outlined in the five-year framework have already begun to inform collaborative funding proposals between City staff and other stakeholders.

The same strategic approach could be taken when considering funding for specific populations such as families, seniors, transition aged youth (18-24), people who are chronically homeless, and single adults to ensure that all unsheltered residents of Oakland are being considered in funding decisions. While each individual funding allocation may not be split across specific populations, understanding the demographics of who is homeless in Oakland and what funding is targeting those populations (including private sources) should help inform funding decisions.

Lastly, another strategic approach to funding decisions is to ensure that every dollar spent on homeless services is leveraging other funds whenever possible. Examples are contained in the five-year framework such as adding flexible dollars and supportive services to the City's existing crisis response beds to increase the exits to permanent housing and therefore allow that bed to serve more people in a given year. It is more cost effective to improve the outcomes of existing beds before creating new beds. Another example is to fund employment specialist positions embedded in Rapid Rehousing and Prevention programs to help recently housed individuals increase their income and maintain their housing.

Funding and Policy Decisions in the Current Environment

While the funding ratios illustrate an ideal funding scenario, funding decisions must also be flexible enough to address immediate crises. In the past two years, the City of Oakland has had a 63 percent increase in unsheltered homelessness, which is a crisis that must be urgently addressed. For this reason, staff recommends investing heavily in the crisis response and

prevention ends of the spectrum over the next two years in order to reduce the flow of people into homelessness and to reduce the numbers of people sleeping on the streets each night. At the same time, staff recommends maintaining a strong focus on the permanent housing end of the spectrum through policy decisions, expedited development, and specific advocacy efforts at the county, state and federal level.

Over the past two years, the City has increased its supply of crisis response beds/spaces by approximately 800 spaces, including shelter beds, community cabins and safe parking. All of these efforts are funded with one-time funding including State HEAP funds, Kaiser funds, and City General Purpose Fund. By FY 2020-21 the City will begin losing some of its crisis response beds if additional funding is not allocated to maintain the current level of beds. By FY 2021-22, even more crisis response beds will be lost if funding is not identified. As illustrated in **Table 2** below, the following strategies will be unfunded in the next 1-2 years:

- By FY 20/21, the 60 new family shelter beds, as well as the majority of safe parking spaces and some of the Community Cabins beds will be unfunded.
- By FY 21/22, the 60 new family shelter beds, along with 100 shelter beds at St. Vincent de Paul (SVdP), all safe parking interventions, all Community Cabins, and over half of the 85 beds at the Holland will be unfunded.
- Additional services and interventions that are only partially funded in FY 20/21 and fully unfunded by FY 21/22 include targeted homeless prevention, employment interventions, and health and hygiene interventions.

Table 2 FUNDING FORECAST FOR A PORTION OF OAKLAND'S HOMELESS SERVICES THROUGH FY 2021-22						
Includes existing services that may be lost and recommended expanded interventions						
STRATEGY	UNIT OF SERVICE	FY 19/20	FY 20/21		FY 21/22	
TARGETED HOMELESS PREVENTION						
Households most at risk of homelessness	700 households/year	\$1,600,000	\$2,500,000	FUNDED	\$2,500,000	UNFUNDED
TOTAL FUNDED			\$2,500,000		\$0	
TOTAL UNFUNDED			\$0		\$2,500,000	
MAINTAIN EXISTING BEDS/SPACES						
Brick and mortar (e.g. Holland)	245 beds	\$3,950,000	\$2,500,000	UNFUNDED	\$4,000,000	UNFUNDED
Community Cabins	232 beds	\$5,100,000	\$3,000,000	FUNDED*	\$5,100,000	UNFUNDED
			\$2,100,000	UNFUNDED		
Safe Parking	215 people	\$1,300,000	\$2,000,000	UNFUNDED	\$2,000,000	UNFUNDED
			\$300,000	FUNDED*		
TOTAL FUNDED			\$3,300,000		\$0	
TOTAL UNFUNDED			\$6,600,000		\$11,400,000	
IMPROVE EXITS FROM EXISTING BEDS/SPACES						
200 existing beds***	200 beds	\$0	\$1,600,000	UNFUNDED	\$1,600,000	UNFUNDED
TOTAL FUNDED			\$0		\$0	
TOTAL UNFUNDED			\$1,600,000		\$1,600,000	
INCREASE AND SUSTAIN INCOME						
Low barrier work opportunities	60 people	\$350,000	\$1,500,000	FUNDED*	\$500,000	UNFUNDED
Employment Specialists***	N/A	\$0	\$330,000	UNFUNDED	\$500,000	UNFUNDED
TOTAL FUNDED			\$1,500,000		\$0	
TOTAL UNFUNDED			\$330,000		\$1,000,000	
RACIAL EQUITY EVALUATION AND CAPACITY BUILDING						
Equity Evaluation***	N/A	\$0	\$600,000	UNFUNDED	\$600,000	UNFUNDED
TOTAL FUNDED			\$0		\$0	
TOTAL UNFUNDED			\$600,000		\$600,000	
HEALTH AND HYGEINE INTERVENTIONS						
Portable toilets, wash stations, mobile showers, (\$2M= OPD, PW costs)***	22 sites	\$2,700,000**	\$2,400,000**	FUNDED*	\$2,000,000**	FUNDED
			\$600,000	UNFUNDED	\$1,000,000	UNFUNDED
TOTAL FUNDED			\$2,400,000		\$2,000,000	
TOTAL UNFUNDED			\$600,000		\$1,000,000	
TOTAL FUNDED			\$9,700,000		\$2,000,000	
TOTAL UNFUNDED			\$9,730,000		\$18,100,000	

*Funded in FY 2020-21 adopted budget w/ State Homeless Housing Assistance and Prevention (HHAP) funds.

**Includes \$2M for Police and Public Works across all 3 fiscal years. Recommend \$1M to augment services to current sites in FY 2020-21 and FY 2021-22 to add drinking water, more frequent showers and laundry services.

*** Recommendations for new or augmented strategies.

Notes:

- Potential funding sources to fill gaps: Measure W Vacant Property Tax, County Revenue Measure on the ballot in November 2020, Parks/Homelessness Revenue Measure on the ballot March 2020, State HHAP funds
- Permanent Affordable & Supportive Housing units added with City Measure KK & County A1 funding

Given the upcoming funding cliffs, staff recommends that the City Council adopt the immediate budget priorities in **Figure 8** below to guide funding decisions for the FY 2020-21 mid-cycle budget and for the next two years. These priorities would also guide the use of the next allocation of state funding.

Figure 8

FY19/21 Budget Policy Priorities	Rationale
Preserve existing capacity of and improvements to homeless prevention, crisis response beds/spaces, as well as health and hygiene.	Current system has 800 new crisis response beds/spaces added in the past two years - all funded by one time dollars and at risk of ending over the next one to two years. To preserve the initial capital investment, maintaining the operational costs of existing resources should be the highest priority.
Improve efficiency of existing beds to be housing focused – add exit resources both subsidies and services,	Attaching exit resources to crisis beds increases exits to permanent housing <i>and</i> increases flow through shelter, allowing each bed to be used more than one time / year
Improve program evaluation, data analysis, and agency capacity building with a focus on racial equity	Eliminating racial disparities in the rates at which people experience homelessness, and the rates they exit to stable housing is a priority for the PATH framework and requires strong evaluation, disaggregated data analysis, and provider support.
Increase crisis response bed/space capacity, including appropriate ratios of prevention, rapid rehousing, and exit resources.	Estimate 200 additional crisis response beds/spaces need to be created in the next two years (FY 20/21, FY 21/22)
Expand prevention services beyond initial ratio --keeping people from becoming homeless who are at highest risk of ending up on the street.	Preventing homelessness both reduces trauma to a household and is more cost effective than serving households after they become homeless. Estimates are that 20% of homeless households could be prevented with targeted prevention resources – funding and support services
Move towards implementing the full PATH Framework using the service ratio as a guide for prioritizing what service levels to increase first.	

Staff recommends that the following policy decisions in **Figure 9**, and others, be considered by the City Council in the coming months.

Figure 9

FY 19/21 Short-term Policy Priorities	Rationale
All new prevention/anti displacement funding above current levels be used for targeted homeless prevention	Sustaining current anti displacement funding to ensure that households are assisted to remain in their communities is essential. However, funding targeted to people most likely to become homeless should be the focus of new funding above current allocations.
Work towards setting a policy goal to dedicate 40% of funding for affordable housing in Oakland to create deeply affordable housing for people experiencing homelessness with incomes below 20% AMI*.	Building and operating affordable housing at the 20% AMI level is extremely difficult for developers and housing providers and requires added subsidies. It is crucial to have a policy which will <i>ensure</i> that a set proportion of affordable housing dollars are dedicated to extremely low income units for people who are homeless and at risk of homelessness.
Provide clarity and policy direction about the use of public lands and buildings to address homelessness and affordable housing.	The City is regularly approached by groups of people interested in using public lands and public buildings to address homelessness. Without a clear public land policy there is a risk of missing opportunities to address the affordable housing and homelessness crisis and an inability to guide decisions in a consistent and transparent manner...
Explore regulatory changes to allow manufactured homes and residential use of RVs (and other mobile home type vehicles) on private land in Oakland.	Increasing numbers of people are losing their homes and/or finding RVs to be only affordable option. The need for safe parking for these vehicles is growing and all avenues for space should be explored and pilot programs considered.
Work with nearby cities to develop a regional approach to managing RV dwellers including aligned policies on parking regulations, permitting, and determining proof of residency for prioritization of resources.	As homelessness increases and the Bay Area experiences an increase in people living in their vehicles, all communities must do their share to address the needs of RV dwellers. Surrounding communities are enacting limits and bans on people living in RV's in their community which may drive some people into Oakland. Consistent approaches to managing this issue across the region will ensure that no one area is bearing an undue burden.
Work with Alameda County to ensure planned sales tax for homelessness reflects	Alameda County Supervisors are currently developing a potential sales tax measure for the November 2020 ballot. This represents a

PATH Framework and Funding Priorities, as well as maximizes coordination and leverage.	critical opportunity for better alignment of resources and true impact towards meeting the PATH Framework goals.
--	--

*Requires source of operating support and services be identified for each unit.

FISCAL IMPACT

Staff recommends that the City Council adopt the budget policy priorities listed above to use as a guiding framework for near term funding allocation decisions. However, there are no fiscal impacts or costs at this time.

PUBLIC OUTREACH / INTEREST

This framework, and the associated strategies, was developed collaboratively through interviews with a wide range of stakeholders including people experiencing homelessness, social service professionals, homeless advocates, housed neighborhood leaders, elected officials, philanthropic partners, and county partners.

COORDINATION

Coordination has occurred between the Human Services Department, the Housing and Community Development Department, the Economic Development Department, the Department of Race and Equity, and the City Administrator's Office.

SUSTAINABLE OPPORTUNITIES

Economic: As noted in the report, all funds proposed in this report are for the purpose of providing housing and services to prevent, address and end homelessness.

Environmental: The provision of housing and services for homeless persons is intended to address the environmental degradation caused by homeless families and individuals precariously housed or living on the streets.


Race and Equity: The expenditure of these funds is targeted to the most vulnerable and at-risk populations in this City and is providing essential and basic human services, housing and support.

ACTION REQUESTED OF THE CITY COUNCIL

Receive And Take Action On A Report And Recommendations, Including Regarding Funding Policy Priorities, On The City's Five Year Framework To Address Homelessness In Oakland For Fiscal Years 2020-2024

For questions regarding this report, please contact Lara Tannenbaum, Community Housing Services, Manager, at 238-6187.

Respectfully submitted,


SARA BEDFORD
Director, Human Services Department

Prepared by:
Lara Tannenbaum, Manager
Community Housing Services

Attachments (3):

- A: Five Year Framework
- B: Glossary of Terms
- C: October 19, 2019 LEC Report: Informational Report on City's Five Year Plan to Address Homelessness in Oakland.