REDISTRICTING PARTNERS

City of Oakland

Draft Plan F with Current Lines Overlay

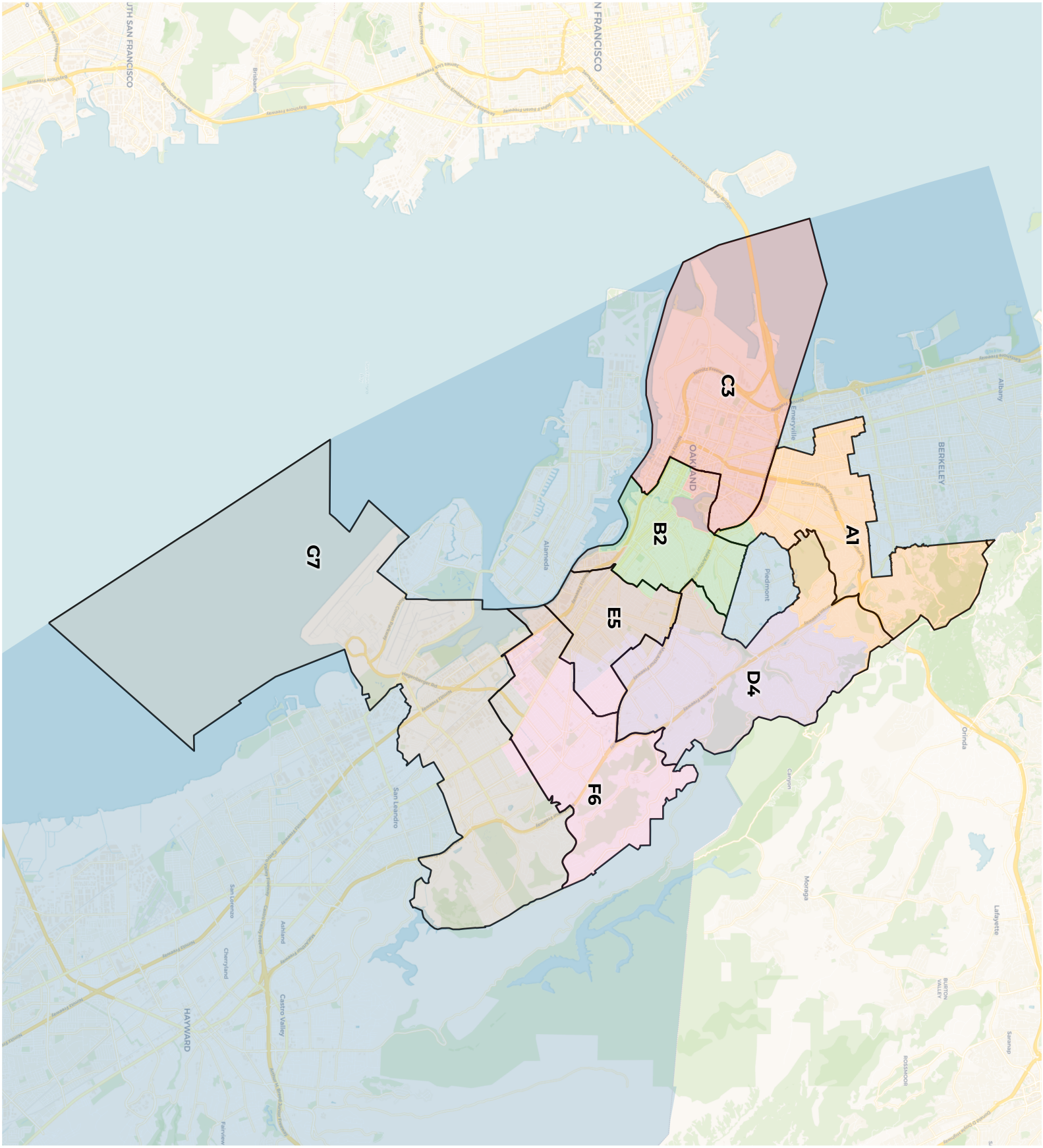

REDISTRICTING PARTNERS

City of Oakland

Draft Plan F with Current Lines Overlay

2020 Census

	A1	B2	C3	D4	E5	F6	G7
Population	62,964	62,951	64,472	62,970	62,616	62,631	63,287
Deviation	-163	-176	1,345	-157	-511	-496	160
Deviation %	-0.3%	-0.3%	2.1%	-0.2%	-0.8%	-0.8%	0.3%
Other	38,376	21,627	25,930	35,217	11,596	11,511	8,172
Other %	60.9%	34.4%	40.2%	55.9%	18.5%	18.4%	12.9%
Latino	7,385	10,843	10,879	9,383	28,964	27,185	32,384
Latino %	11.7%	17.2%	16.9%	14.9%	46.3%	43.4%	51.2%
Asian	7,295	21,701	10,225	11,015	11,306	4,700	3,678
Asian %	11.6%	34.5%	15.9%	17.5%	18.1%	7.5%	5.8%
Black	9,908	8,780	17,438	7,355	10,750	19,235	19,053
Black %	15.7%	13.9%	27.0%	11.7%	17.2%	30.7%	30.1%

Citizen Voting Age Population (CVAP)

	A1	B2	C3	D4	E5	F6	G7
Total CVAP	48,727	42,330	42,731	45,515	33,716	34,753	32,992
Other CVAP	31,247	16,861	18,427	27,547	7,613	8,028	6,059
Other CVAP %	64.1%	39.8%	43.1%	60.5%	22.6%	23.1%	18.4%
Latino CVAP	3,925	4,655	4,519	4,151	9,394	7,750	8,764
Latino CVAP %	8.1%	11.0%	10.6%	9.1%	27.9%	22.3%	26.6%
Asian CVAP	5,588	13,578	5,808	8,302	7,622	3,365	1,913
Asian CVAP %	11.5%	32.1%	13.6%	18.2%	22.6%	9.7%	5.8%
Black CVAP	7,966	7,236	13,977	5,515	9,088	15,610	16,256
Black CVAP %	16.3%	17.1%	32.7%	12.1%	27.0%	44.9%	49.3%

REDISTRICTING PARTNERS

City of Oakland

Draft Plan F with Current Lines Overlay

District A1

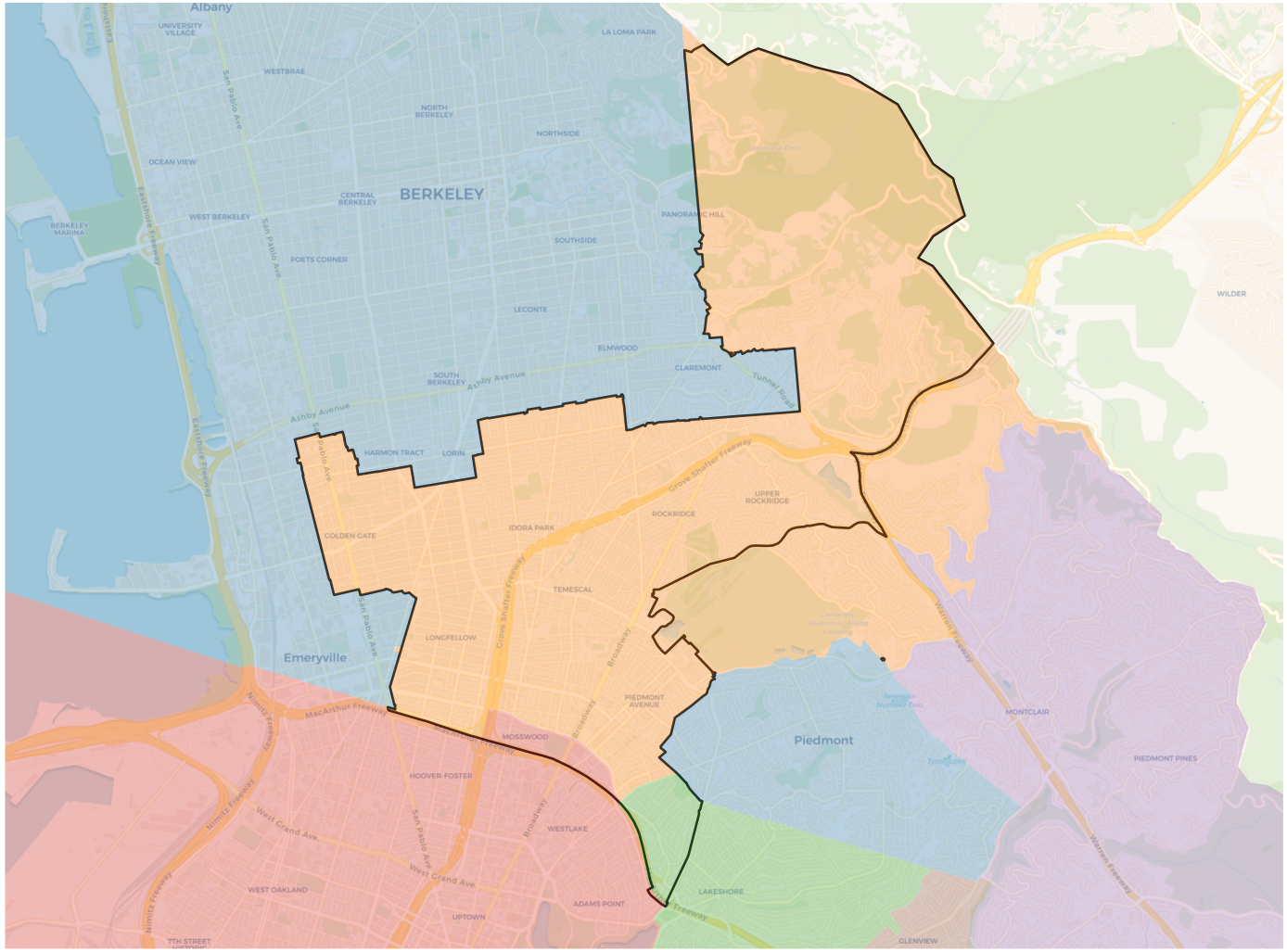

2020 Census

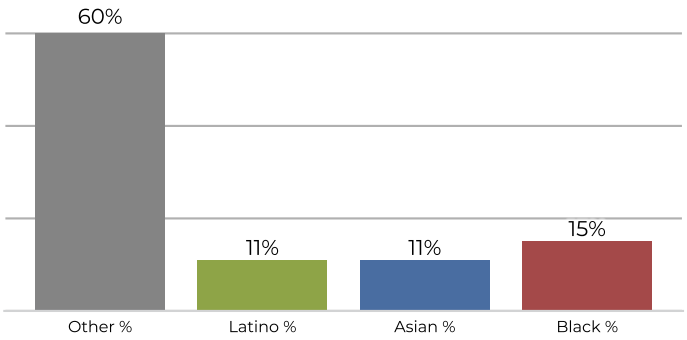

Citizen Voting Age Population

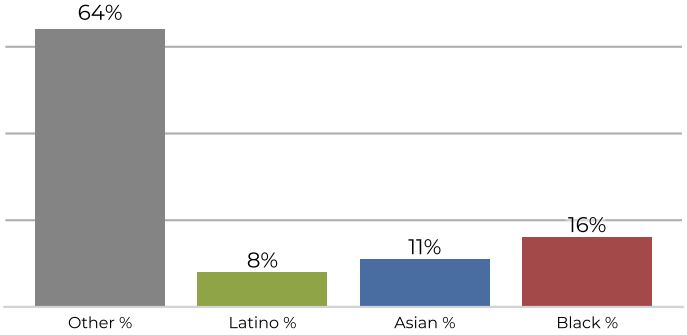

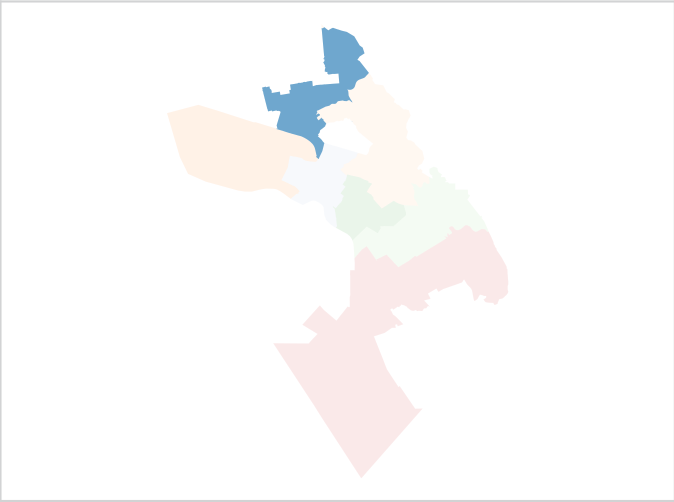

Population	Deviation	Deviation %	Other	Other %	Latino	Latino %	Asian	Asian %	Black	Black %
62,964	-163	-0.3%	38,376	60.9%	7,385	11.7%	7,295	11.6%	9,908	15.7%

Total CVAP	Other CVAP	Other CVAP %	Latino CVAP	Latino CVAP %	Asian CVAP	Asian CVAP %	Black CVAP	Black CVAP %
48,727	31,247	64.1%	3,925	8.1%	5,588	11.5%	7,966	16.3%

REDISTRICTING PARTNERS

City of Oakland

Draft Plan F with Current Lines Overlay

District B2

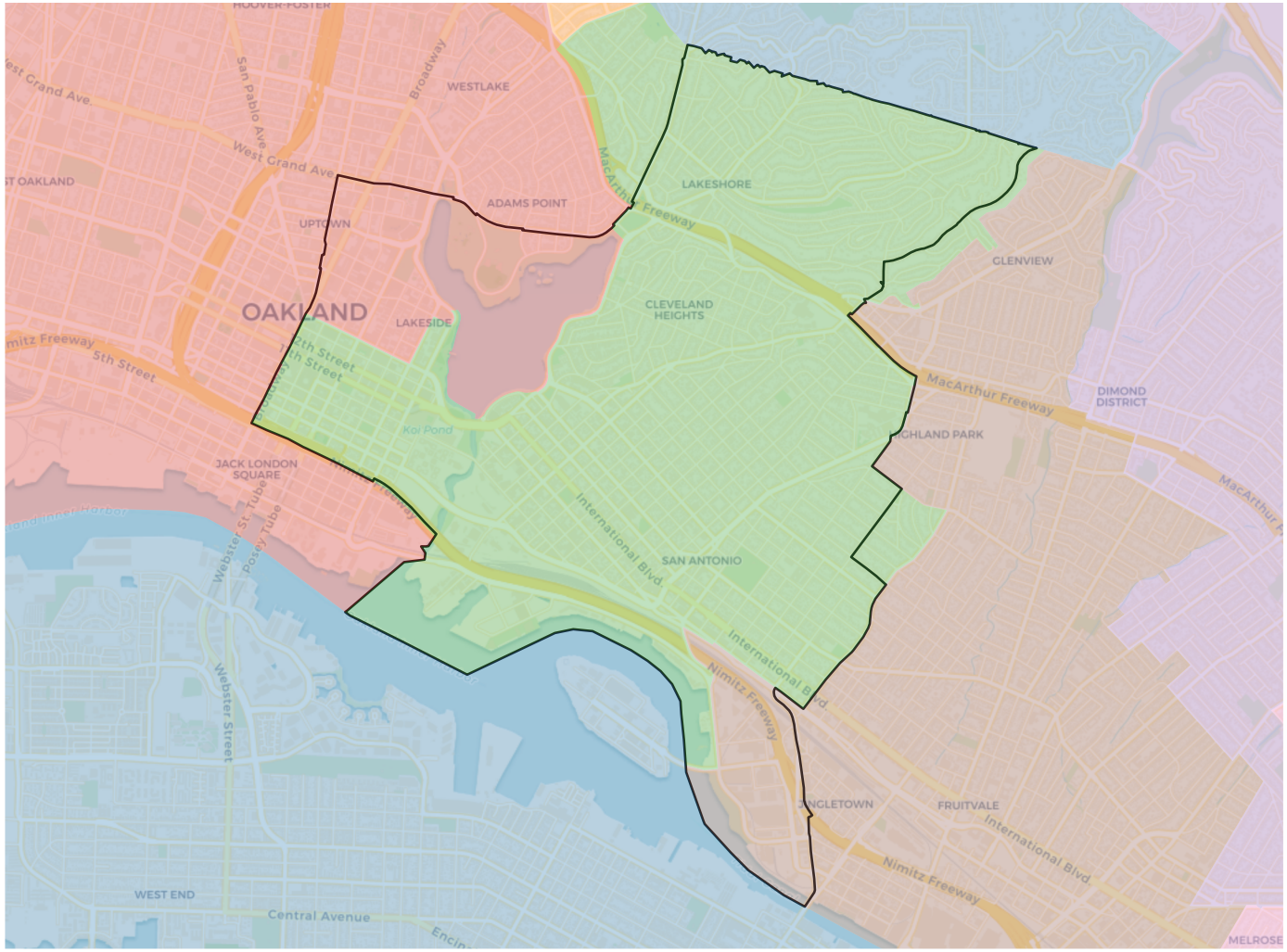

Population	Deviation	Deviation %	Other	Other %	Latino	Latino %	Asian	Asian %	Black	Black %
62,951	-176	-0.3%	21,627	34.4%	10,843	17.2%	21,701	34.5%	8,780	13.9%

Total CVAP	Other CVAP	Other CVAP %	Latino CVAP	Latino CVAP %	Asian CVAP	Asian CVAP %	Black CVAP	Black CVAP %
42,330	16,861	39.8%	4,655	11.0%	13,578	32.1%	7,236	17.1%

2020 Census

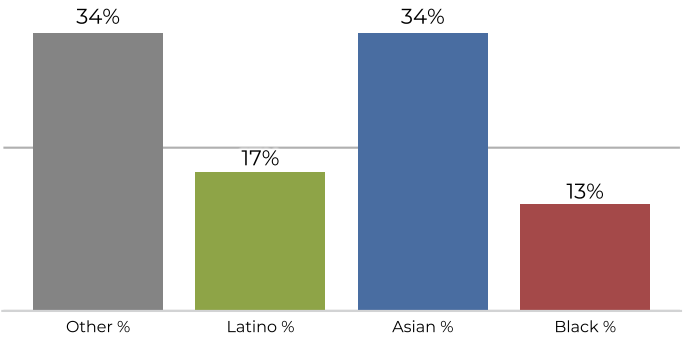

Citizen Voting Age Population

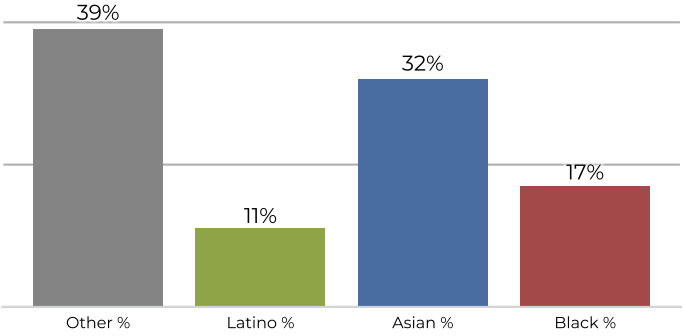

REDISTRICTING PARTNERS

City of Oakland

Draft Plan F with Current Lines Overlay

District C3

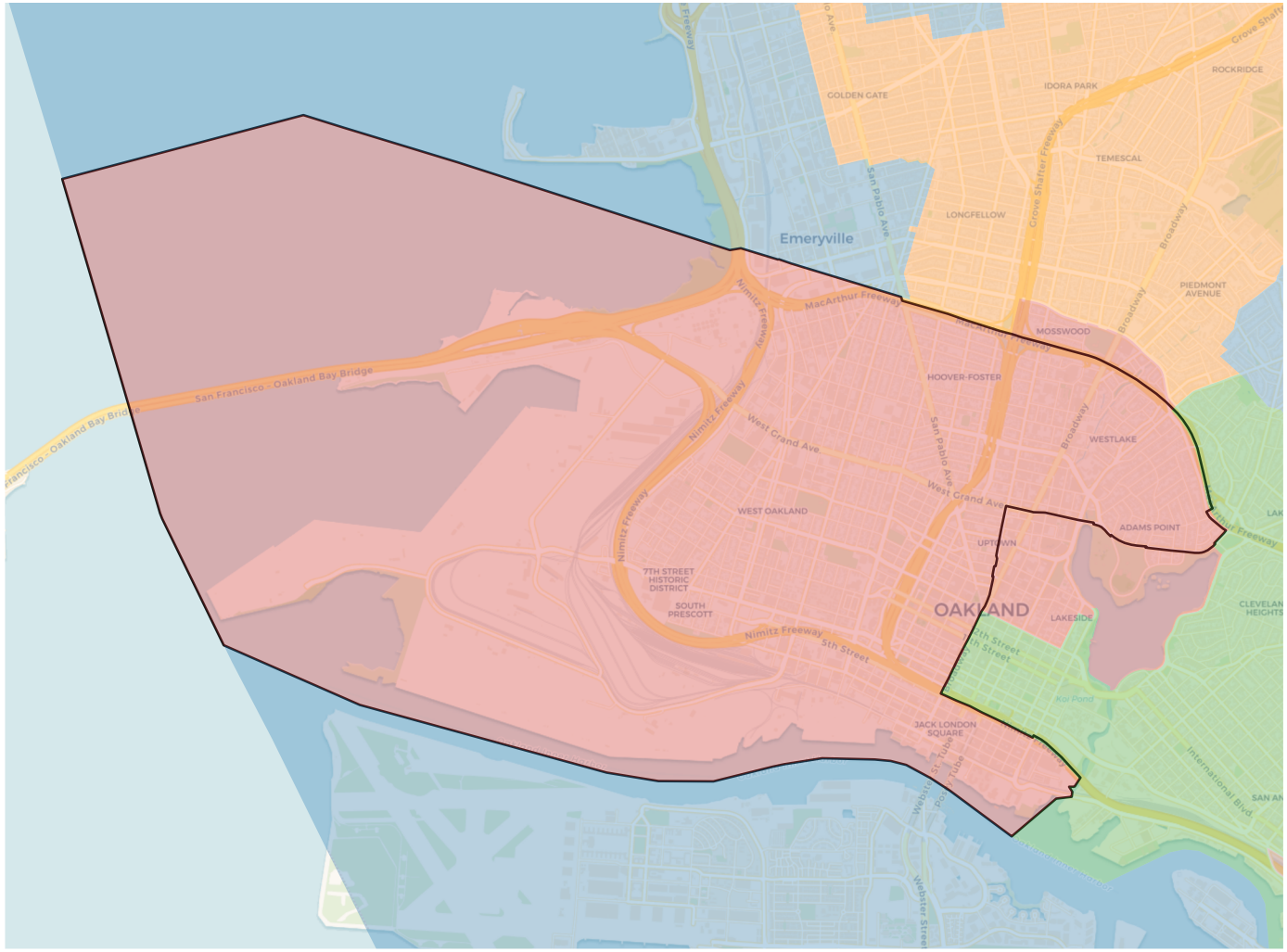

2020 Census

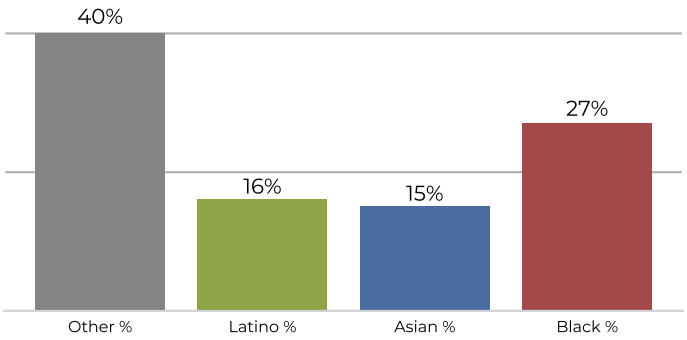

Citizen Voting Age Population

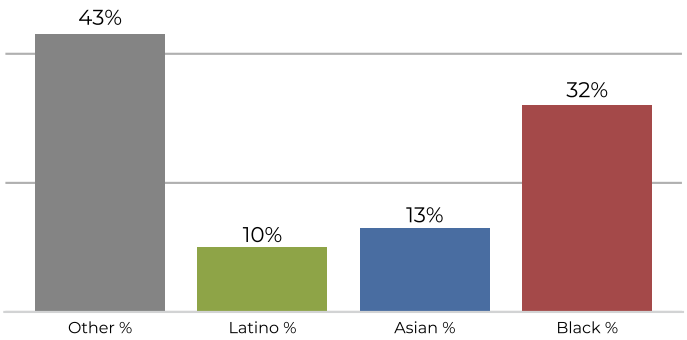

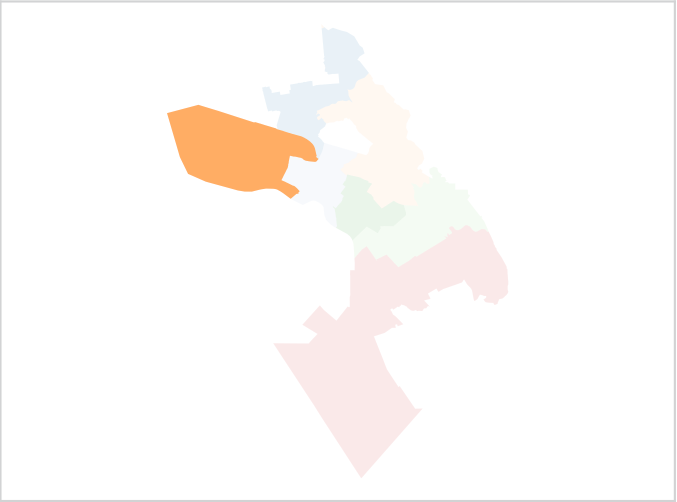

Population	Deviation	Deviation %	Other	Other %	Latino	Latino %	Asian	Asian %	Black	Black %
64,472	1,345	2.1%	25,930	40.2%	10,879	16.9%	10,225	15.9%	17,438	27.0%

Total CVAP	Other CVAP	Other CVAP %	Latino CVAP	Latino CVAP %	Asian CVAP	Asian CVAP %	Black CVAP	Black CVAP %
42,731	18,427	43.1%	4,519	10.6%	5,808	13.6%	13,977	32.7%

REDISTRICTING PARTNERS

City of Oakland

Draft Plan F with Current Lines Overlay

District D4

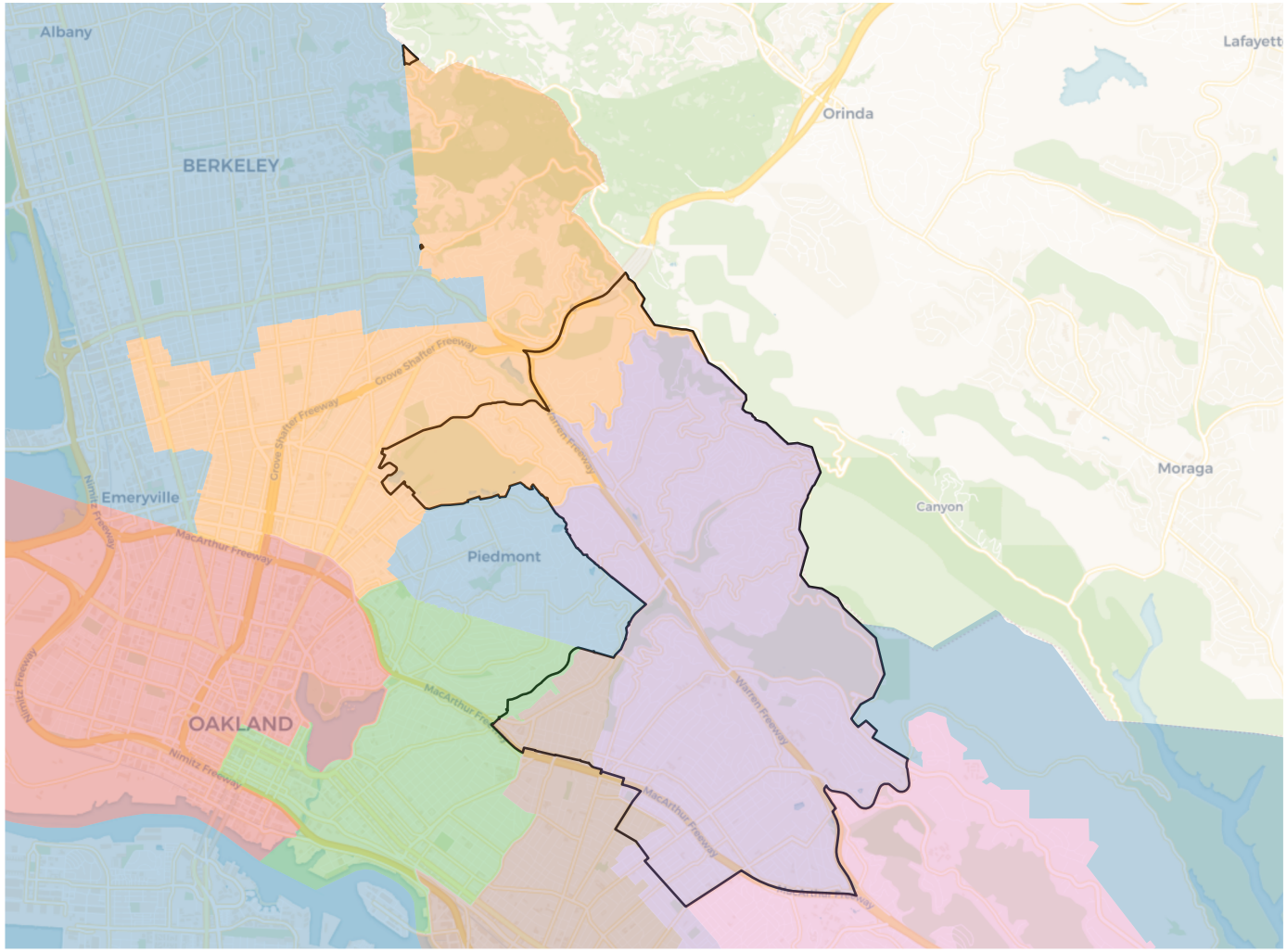

2020 Census

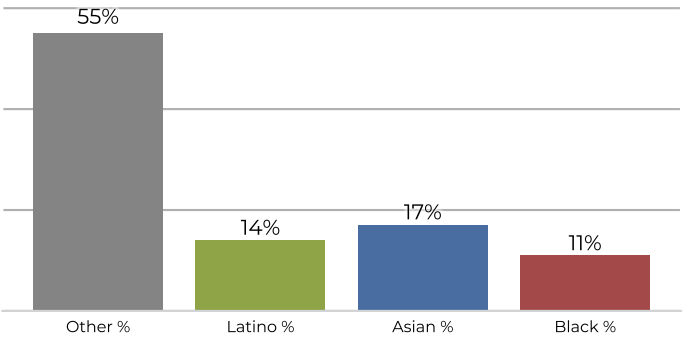

Citizen Voting Age Population

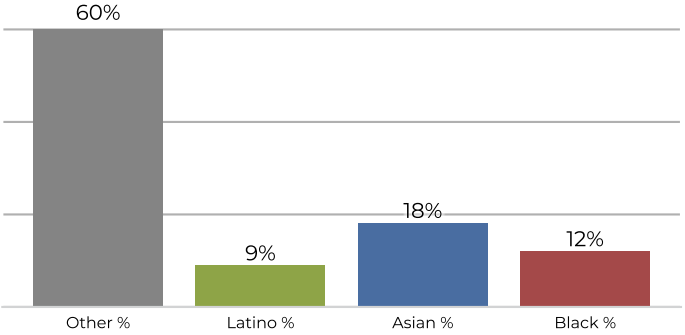

Population	Deviation	Deviation %	Other	Other %	Latino	Latino %	Asian	Asian %	Black	Black %
62,970	-157	-0.2%	35,217	55.9%	9,383	14.9%	11,015	17.5%	7,355	11.7%

Total CVAP	Other CVAP	Other CVAP %	Latino CVAP	Latino CVAP %	Asian CVAP	Asian CVAP %	Black CVAP	Black CVAP %
45,515	27,547	60.5%	4,151	9.1%	8,302	18.2%	5,515	12.1%

REDISTRICTING PARTNERS

City of Oakland

Draft Plan F with Current Lines Overlay

District E5

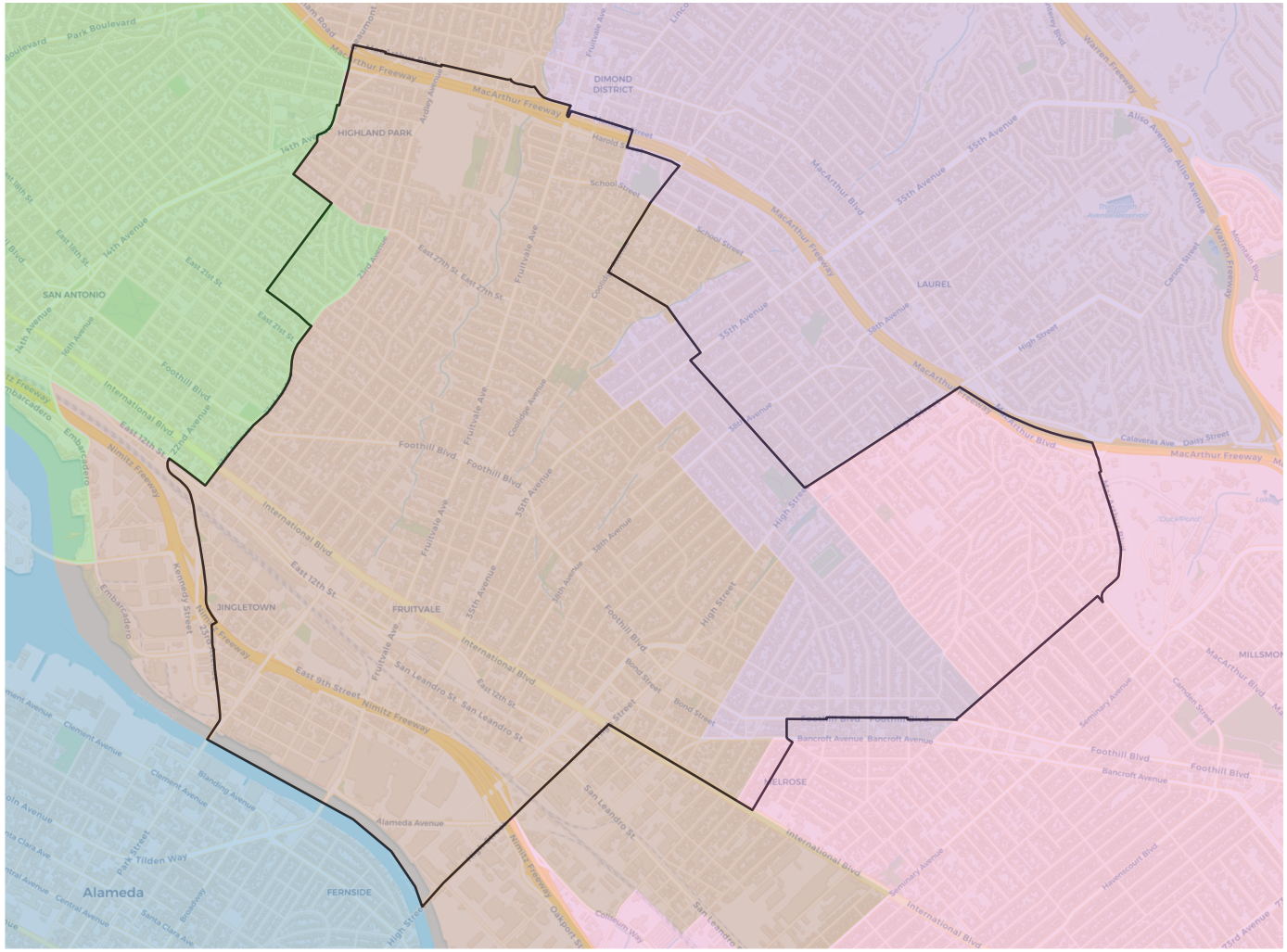

2020 Census

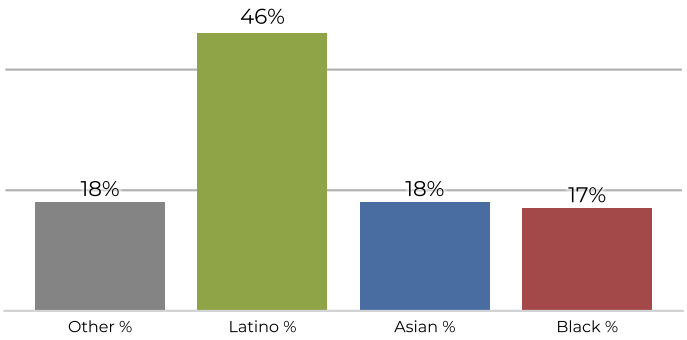

Citizen Voting Age Population

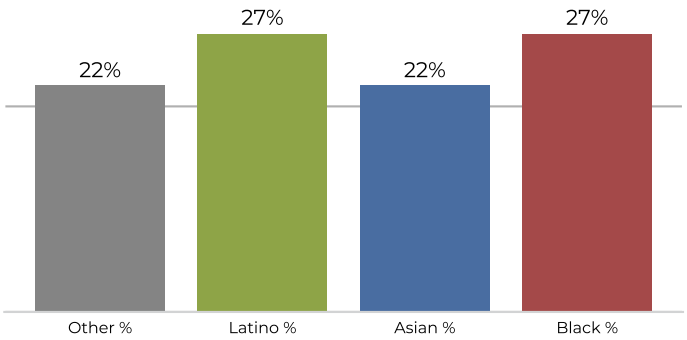

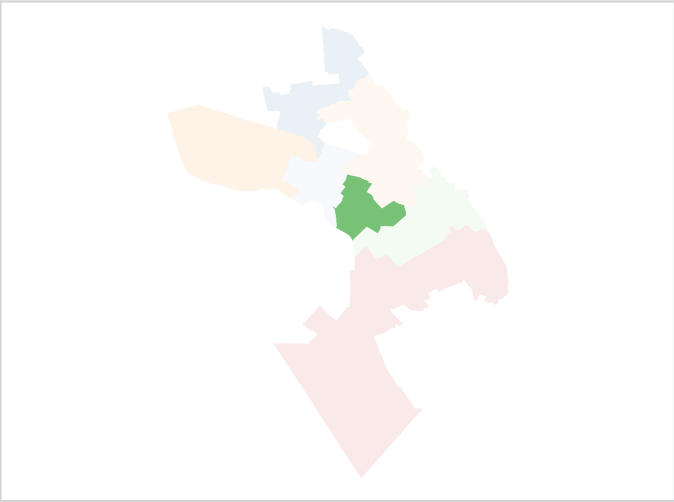

Population	Deviation	Deviation %	Other	Other %	Latino	Latino %	Asian	Asian %	Black	Black %
62,616	-511	-0.8%	11,596	18.5%	28,964	46.3%	11,306	18.1%	10,750	17.2%

Total CVAP	Other CVAP	Other CVAP %	Latino CVAP	Latino CVAP %	Asian CVAP	Asian CVAP %	Black CVAP	Black CVAP %
33,716	7,613	22.6%	9,394	27.9%	7,622	22.6%	9,088	27.0%

REDISTRICTING PARTNERS

City of Oakland

Draft Plan F with Current Lines Overlay

District F6

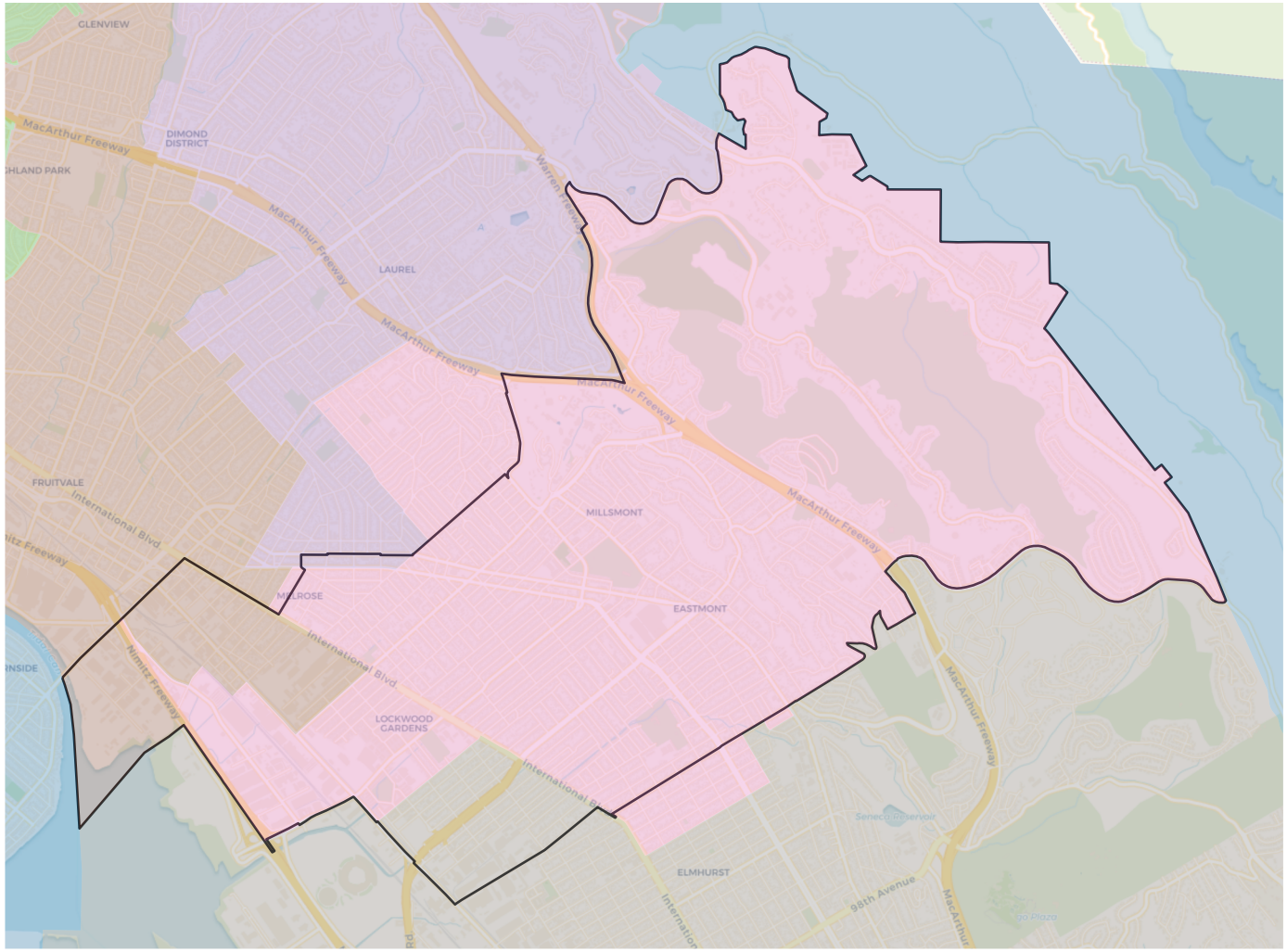

Population	Deviation	Deviation %	Other	Other %	Latino	Latino %	Asian	Asian %	Black	Black %
62,631	-496	-0.8%	11,511	18.4%	27,185	43.4%	4,700	7.5%	19,235	30.7%

Total CVAP	Other CVAP	Other CVAP %	Latino CVAP	Latino CVAP %	Asian CVAP	Asian CVAP %	Black CVAP	Black CVAP %
34,753	8,028	23.1%	7,750	22.3%	3,365	9.7%	15,610	44.9%

2020 Census

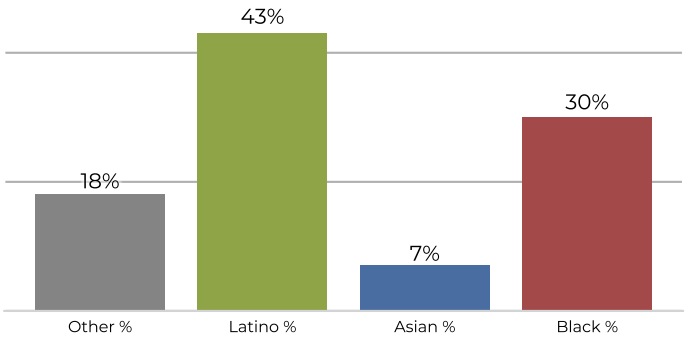

Citizen Voting Age Population

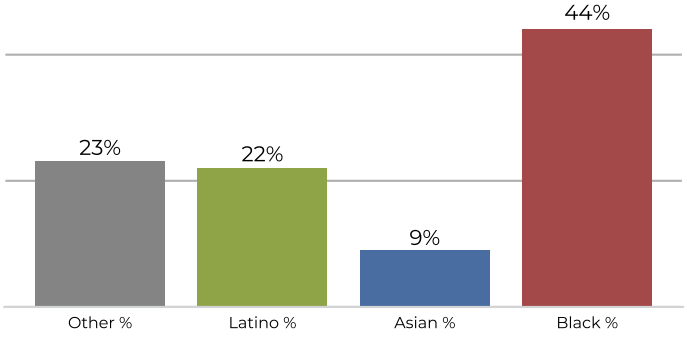

REDISTRICTING PARTNERS

City of Oakland

Draft Plan F with Current Lines Overlay

District G7

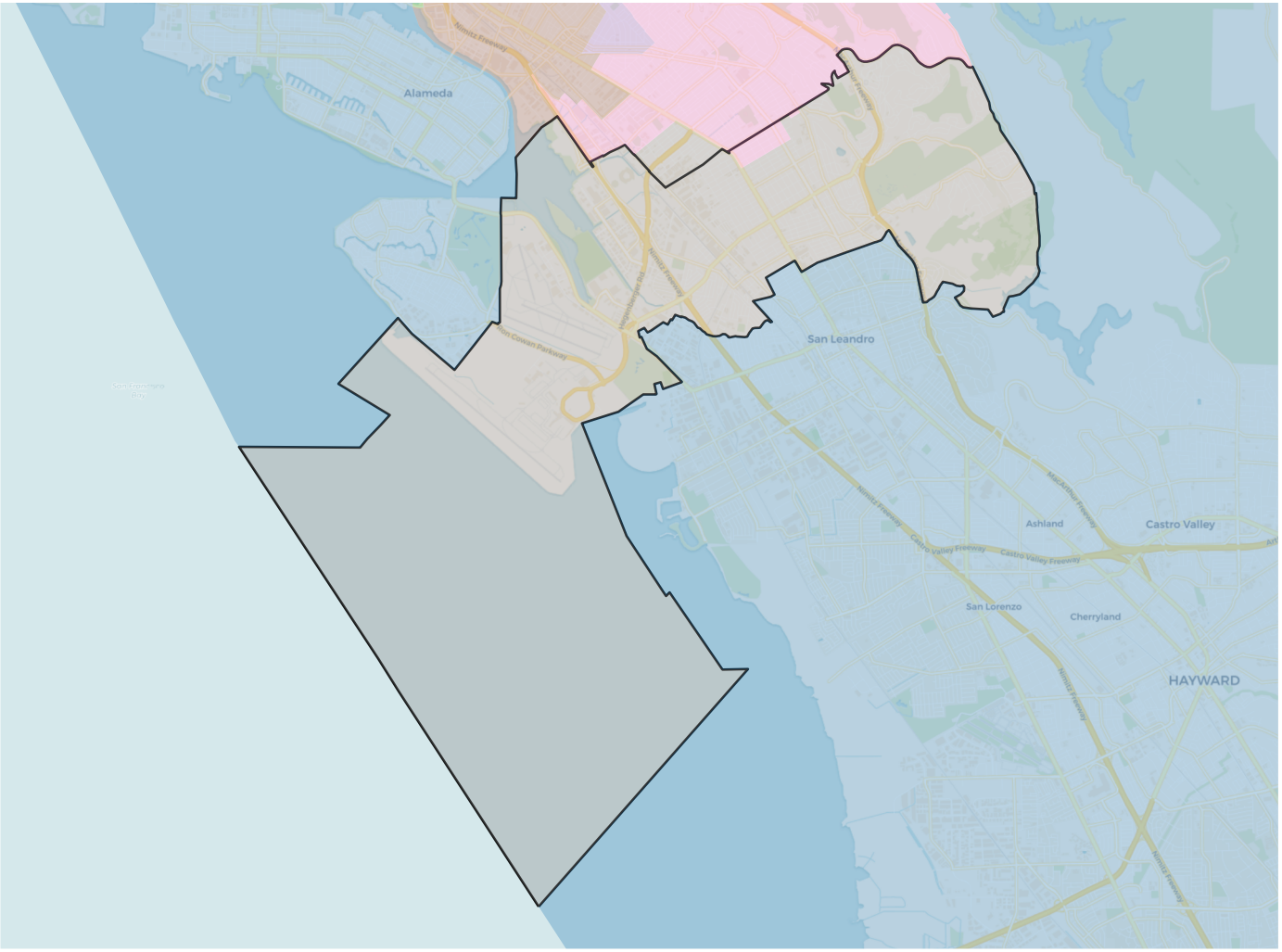

2020 Census

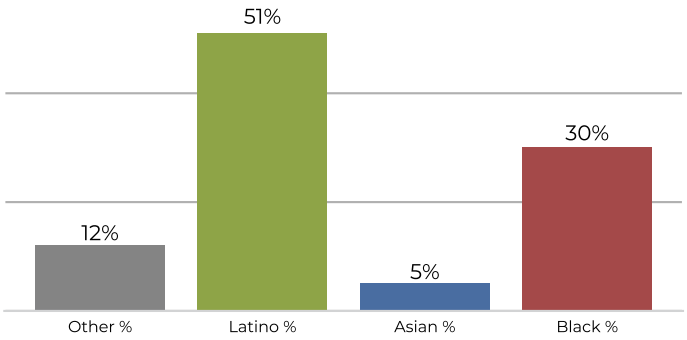

Citizen Voting Age Population

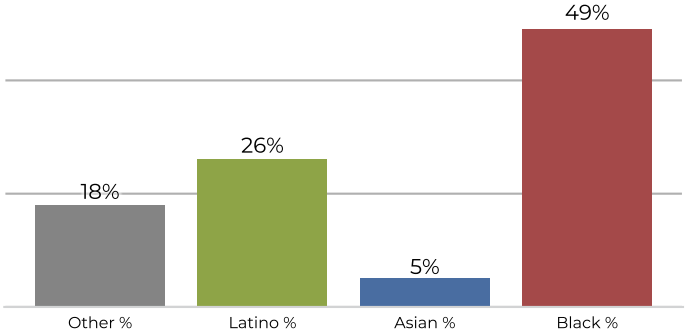

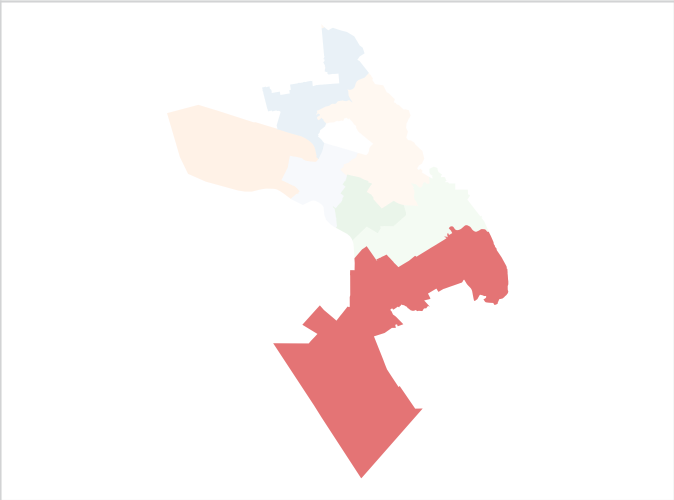

Population	Deviation	Deviation %	Other	Other %	Latino	Latino %	Asian	Asian %	Black	Black %
63,287	160	0.3%	8,172	12.9%	32,384	51.2%	3,678	5.8%	19,053	30.1%

Total CVAP	Other CVAP	Other CVAP %	Latino CVAP	Latino CVAP %	Asian CVAP	Asian CVAP %	Black CVAP	Black CVAP %
32,992	6,059	18.4%	8,764	26.6%	1,913	5.8%	16,256	49.3%