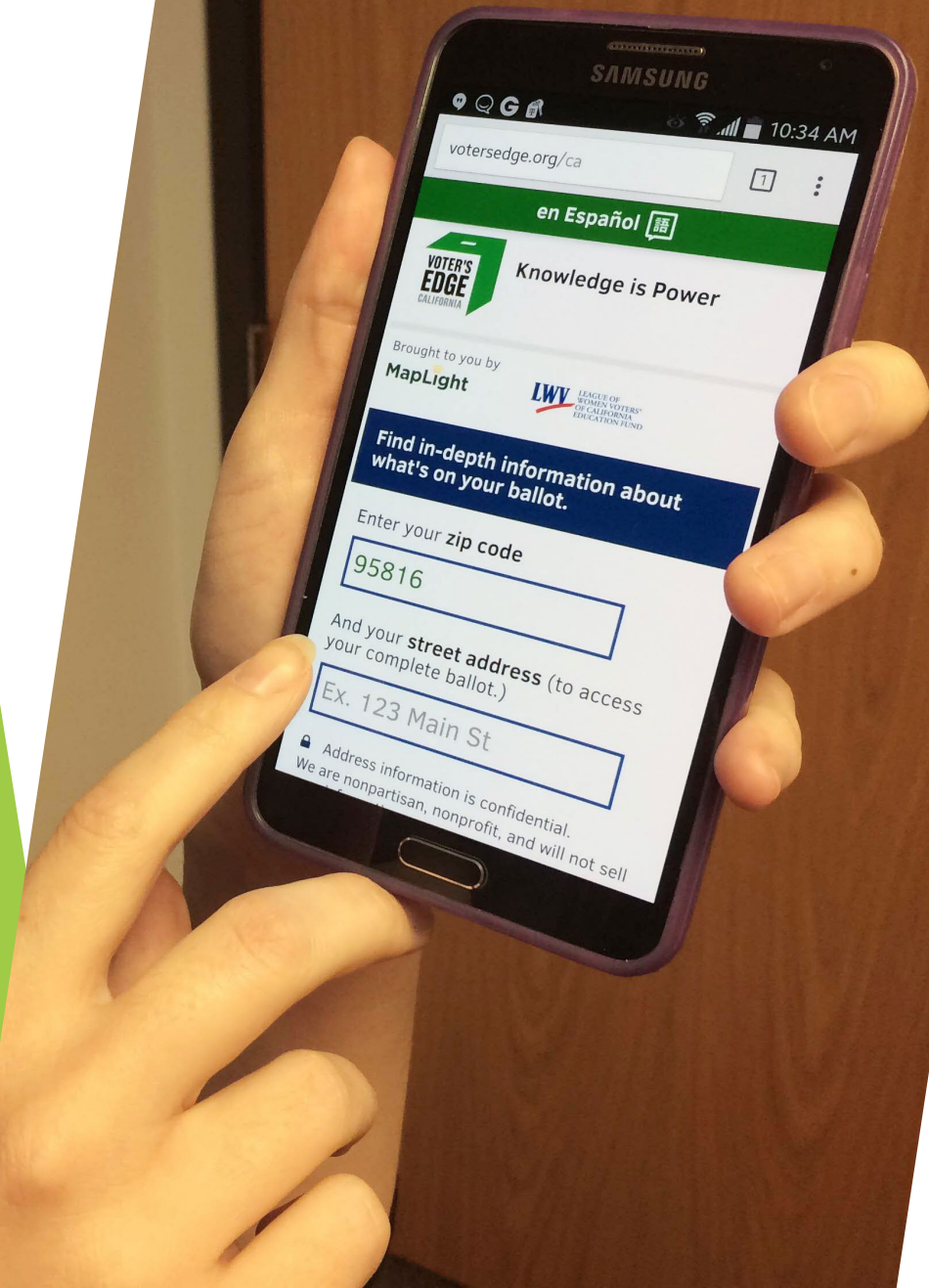




**SHARON STONE**

SSTONE@LWVC.ORG

Membership & Technology  
Manager, League of Women  
Voters of California



Comprehensive resource to help you be better prepared to vote.

- ▶ Preview of what's on your ballot.
- ▶ Candidate populated content.
- ▶ Simplified ballot measure explanations.
- ▶ Ways to return your ballot.

- ▶ Full coverage that includes local elections in 37 counties
- ▶ Over 100 volunteers entering content and collaborating with candidates
- ▶ Campaign finance data for state measures and candidates



Tuesday November 8, 2022 — California General Election

Election Home Candidates Measures Voting Info My Choices

1 / 139

State of California - Attorney General

Next

## Attorney General — State of California

Get the facts on the California candidates running for election to the Attorney General — State of California Find out their top 3 priorities, their experience, and who supports them.

About this office

News and links

### Candidates

You can vote for 1 of these 2 candidates.

COMPARE



**Rob Bonta**  
Democratic  
California Attorney General

#### Top 3 Priorities

1. Protecting Public Safety
2. Taking illegal guns off our streets
3. Defending abortion rights

COMPARE PROFILE

+ MY CHOICE



**Nathan Hochman**  
Republican  
General Counsel

#### Top 3 Priorities

1. Prevent Crime
2. End the Opioid Epidemic
3. Tackle the Homelessness Problem

COMPARE PROFILE

+ MY CHOICE

## Item 9b - Stone's presentation

Tuesday November 8, 2022 — California General Election

Election Home Candidates Measures Voting Info My Choices

1 / 139

United States Senate Candidate for Senator Full Term



Next Contest



Alex Padilla

Appointed United States Senator

Who else is running?

- Mark P. Meuser
Alex Padilla

Candidate has provided information.

Thank candidate for sharing their information on Voter's Edge.

My Top 3 Priorities

- To ensure every eligible voter has free and ready access to the ballot box through voting rights reform.
To ensure every family has access to clean water and unpolluted air, including through passage of the Green New Deal.
Reforming our immigration system to include pathways to citizenship, especially for our immigrant essential workers who courageously worked on the frontlines of the COVID-19 pandemic.

Experience

Who supports this candidate?

- Organizations (25)
Elected Officials (52)

Who gave money to this candidate?

Contributions

Total money raised: \$10,199,125

Top contributors that gave money to support the candidate, by organization:

Table with 5 rows showing top contributors: Employees of Hueston Hennigan LLP (\$123,800), Edison International and employees (\$62,400), Employees of E&J Gallo Winery (\$54,325), Comcast Corporation and employees (\$45,300), Employees of Cotchett, Pitre & McCarthy (\$37,150).

More information about contributions

Source: MapLight analysis of data from the Federal Election Commission.

Item 9b - Stone's presentation

# Candidate content policies

- ▶ Volunteers cannot add or edit candidate content.
- ▶ Candidates cannot:
  - ▶ Use vulgar language
  - ▶ Mention an opponent by name or title
  - ▶ Say “I am the **only** candidate to do x, y, z....”

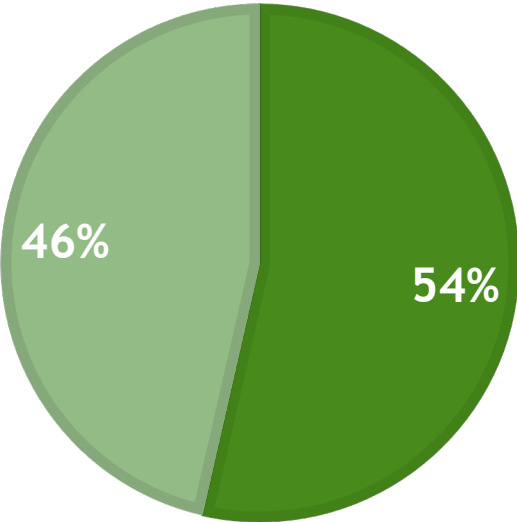
# Candidate photo policies

- ▶ Photos may be rejected if:
  - ▶ The image is not of sufficient quality to be used
  - ▶ The image is not a head shot of the candidate (contains other people or animals, features props or prominent text, is not sufficiently framed, etc.)
  - ▶ The image contains violent, sexually explicit, or other inappropriate content

# CANDIDATE PARTICIPATION November 2020 Elections

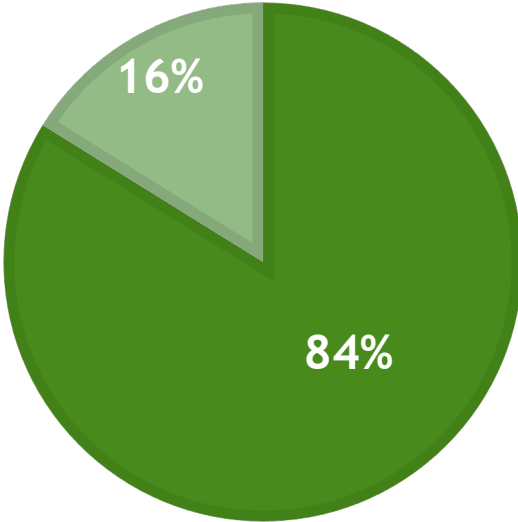
## State of California

▶ 3,365 out of 6,283 candidates (54%)



## Alameda County

▶ 244 out of 291 candidates (84%)



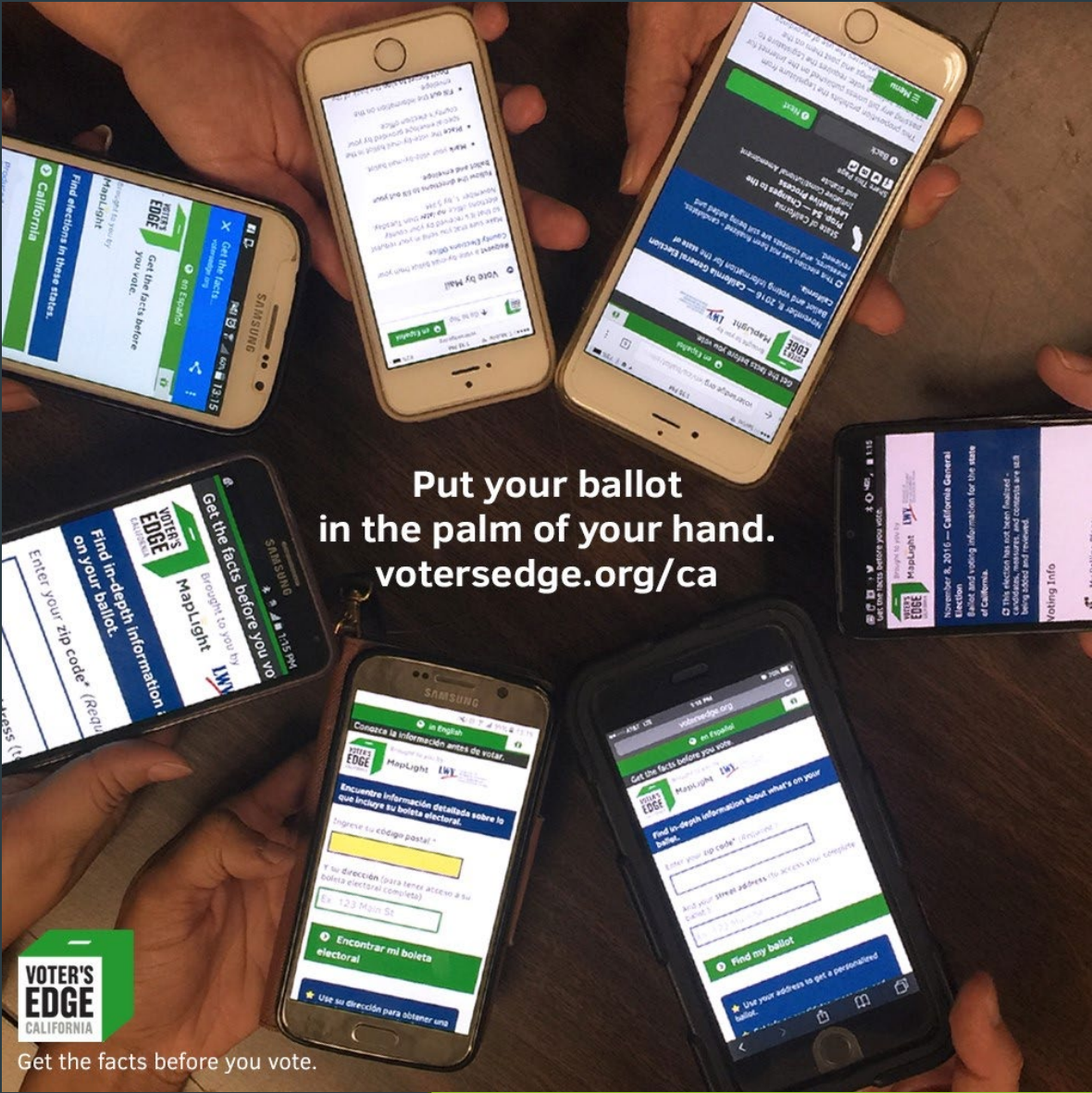
# ACQUISITION

Organic search is overwhelmingly the primary source of traffic to Voter's Edge.

	2016 General	2018 General	2020 General	2022 General
Organic Search	55%	74%	87%	83.9%
Direct	16%	18%	9%	10.6%
Referral	16%	5%	3%	5.2%
Social	8%	2%	1%	0.3%
Paid Search/Ads	8%	1%	0%	0%



# DEVICE USAGE

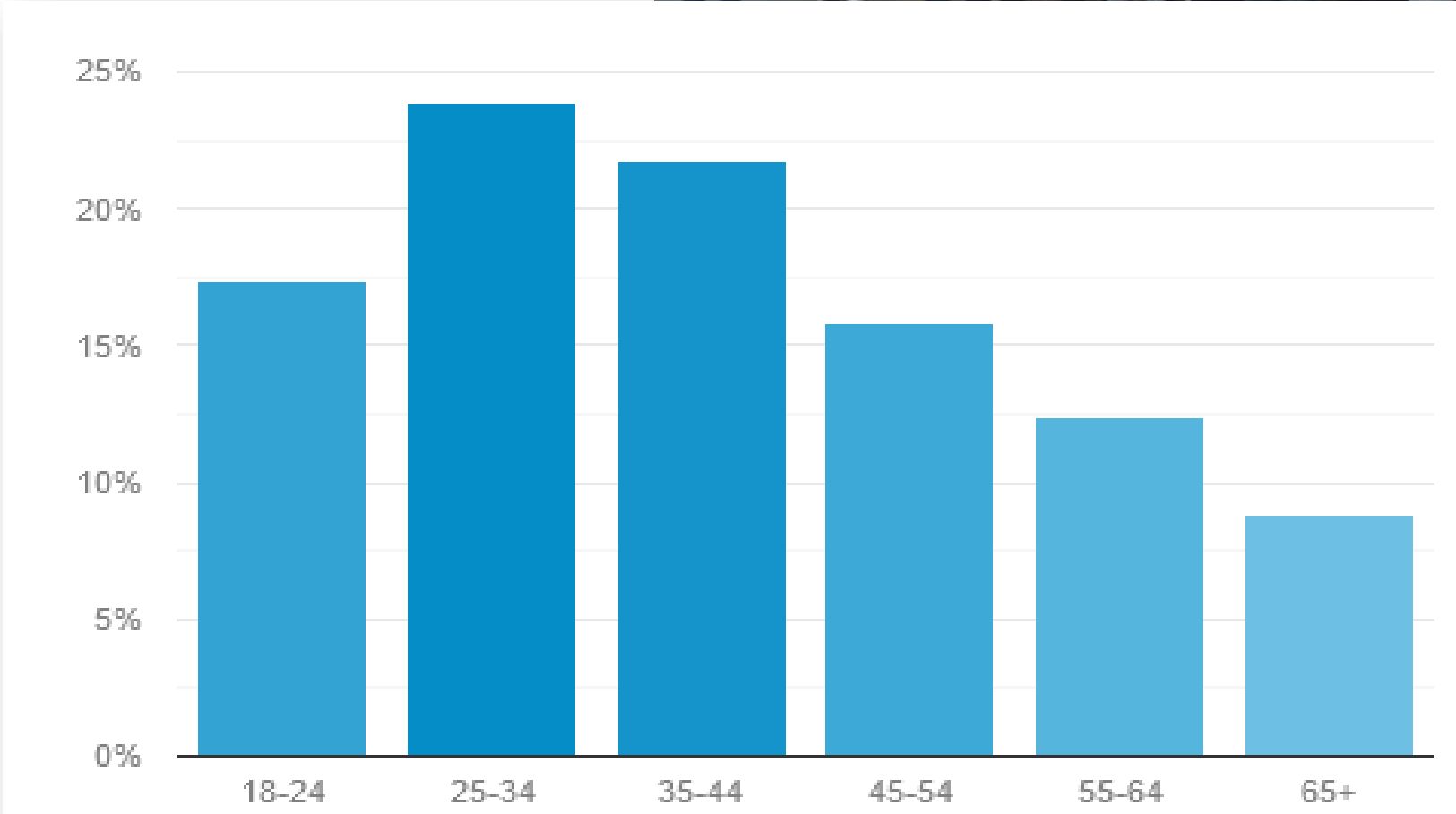
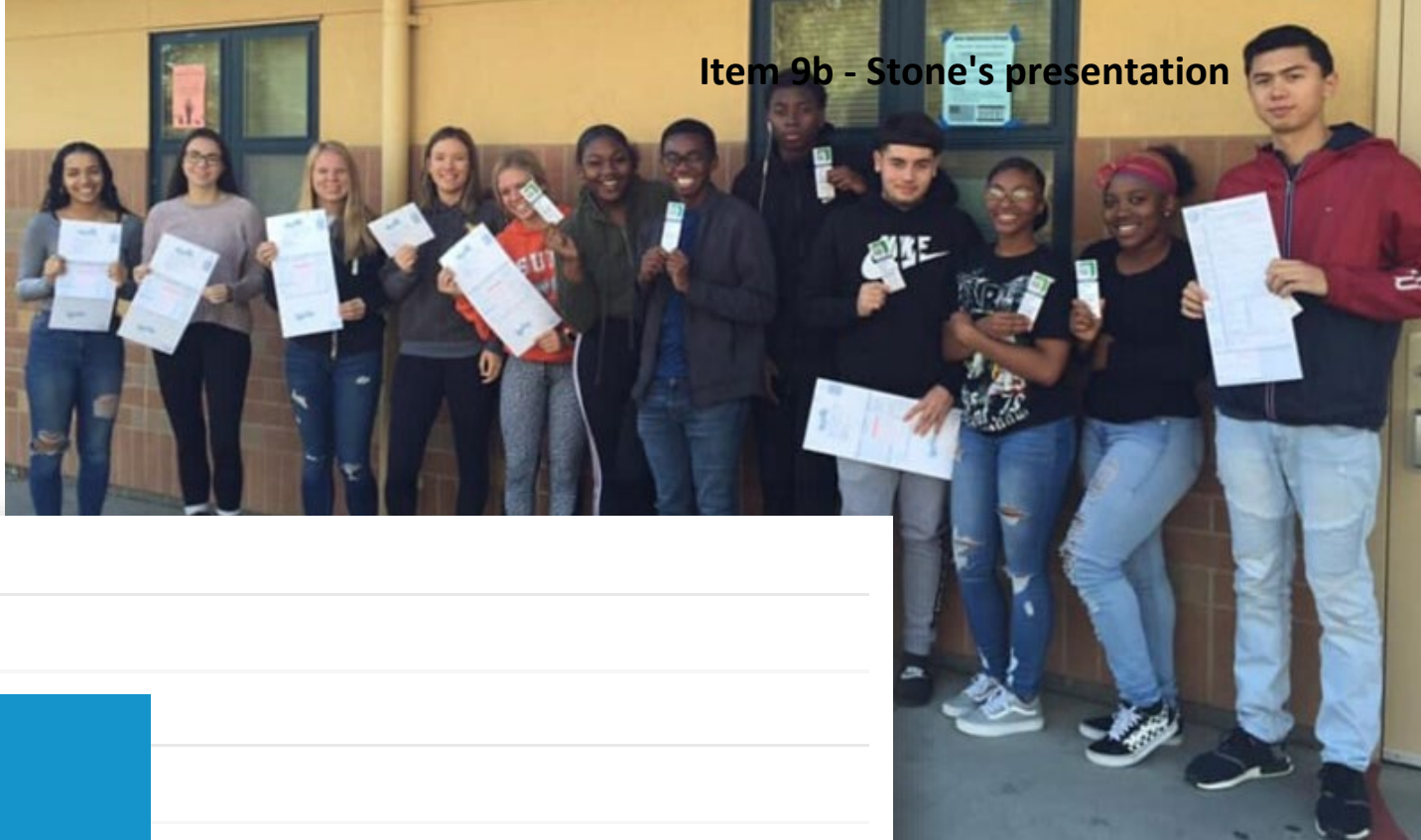


Put your ballot  
in the palm of your hand.  
[votersedge.org/ca](https://votersedge.org/ca)

Device Type	Users	% of Total
Mobile	536,939	63%
Desktop	300,721	35%
Tablet	14,926	2%

► The trend in mobile device usage continues upwards except for a slight dip during the 2022 primary (at 52%). In 2020, 57% used a mobile device, up from March 2020 (50%) and Nov 2018 (45%).

# DEMOGRAPHICS BY AGE





# VOTER'S EDGE SITE USAGE

	2016 General	2018 Primary	2018 General	2020 Primary	2020 General	2022 Primary	2022 General
<b>Total users</b>	1,046,420	430,711	1,673,391	489,577	1,549,545	914,281	1,226,699
<b>% of actual voters</b>	7.16%	6.66%	13.16%	5.07%	9.48%	13.50%	15.37%





**THANK YOU!  
QUESTIONS?**