




SHARON STONE

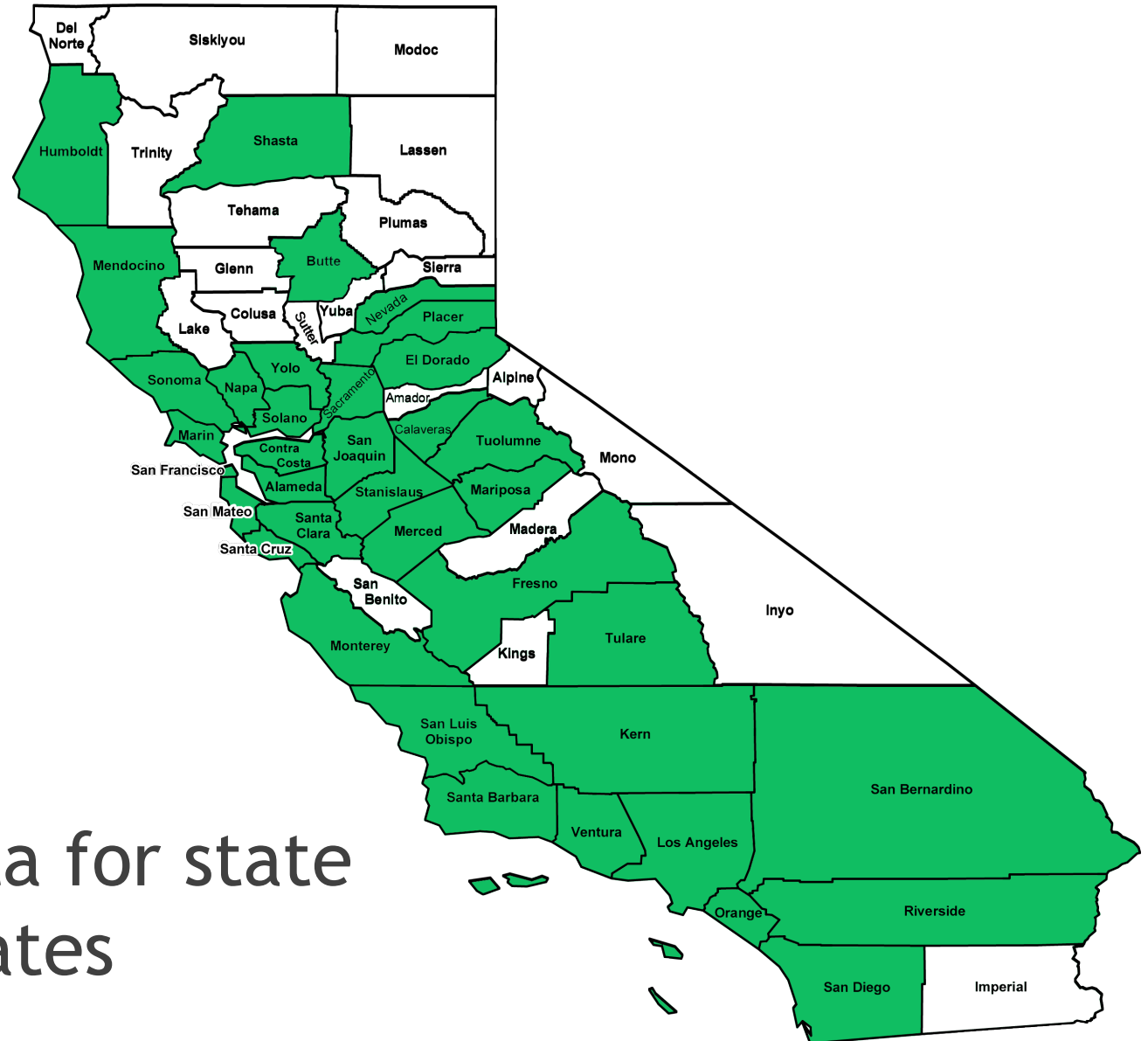
SSTONE@LWVC.ORG

Membership & Technology
Manager, League of Women
Voters of California



Comprehensive resource to help you be better prepared to vote.

- ▶ Preview of what's on your ballot.
- ▶ Candidate populated content.
- ▶ Simplified ballot measure explanations.
- ▶ Ways to return your ballot.



- Campaign finance data for state measures and candidates

Tuesday November 8, 2022 — California General Election

Election Home

Candidates

Measures

Voting Info

My Choices

1 / 139



State of California - Attorney General



Next

Attorney General — State of California

Get the facts on the California candidates running for election to the Attorney General — State of California
Find out their top 3 priorities, their experience, and who supports them.

About this office

News and links

Candidates

You can vote for 1 of these 2 candidates.

COMPARE



Rob Bonta

Democratic
California Attorney
General

Top 3 Priorities

1. Protecting Public Safety
2. Taking illegal guns off our streets
3. Defending abortion rights

COMPARE

PROFILE

+ MY CHOICE



Nathan Hochman

Republican
General Counsel

Top 3 Priorities

1. Prevent Crime
2. End the Opioid Epidemic
3. Tackle the Homelessness Problem

COMPARE

PROFILE

+ MY CHOICE

Item 8b - Stone's presentation

Tuesday November 8, 2022 — California General Election

[Election Home](#)
[Candidates](#)
[Measures](#)
[Voting Info](#)
[My Choices](#)

1 / 139



United States Senate
Candidate for **Senator**
Full Term



[Next Contest](#)



Alex Padilla

Appointed United States Senator

Candidate has provided information.

Thank candidate for sharing their information on Voter's Edge.

My Top 3 Priorities

- To ensure every eligible voter has free and ready access to the ballot box through voting rights reform.
- To ensure every family has access to clean water and unpolluted air, including through passage of the Green New Deal.
- Reforming our immigration system to include pathways to citizenship, especially for our immigrant essential workers who courageously worked on the frontlines of the COVID-19 pandemic.

+ Experience

Who supports this candidate?

+ Organizations (25)

+ Elected Officials (52)

Who gave money to this candidate?

Contributions

Total money raised: **\$10,199,125**

Top contributors that gave money to support the candidate, by organization:

1	Employees of Hueston Hennigan LLP	\$123,800	
2	Edison International and employees	\$62,400	
3	Employees of E&J Gallo Winery	\$54,325	
4	Comcast Corporation and employees	\$45,300	
5	Employees of Cotchett, Pitre & McCarthy	\$37,150	

+ More information about contributions

Source: MapLight analysis of data from the Federal Election Commission.

Item 8b - Stone's presentation

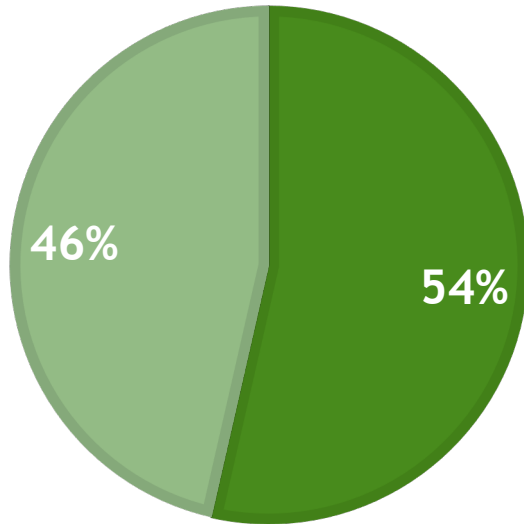
Candidate content policies

- ▶ Volunteers cannot add or edit candidate content.
- ▶ Candidates cannot:
 - ▶ Use vulgar language
 - ▶ Mention an opponent by name or title
 - ▶ Say “I am the **only** candidate to do x, y, z....”
- ▶ Photos may be rejected if:
 - ▶ The image is not of sufficient quality to be used
 - ▶ The image is not a head shot of the candidate (contains other people or animals, features props or prominent text, is not sufficiently framed, etc.)
 - ▶ The image contains violent, sexually explicit, or other inappropriate content

CANDIDATE PARTICIPATION November 2020 Elections

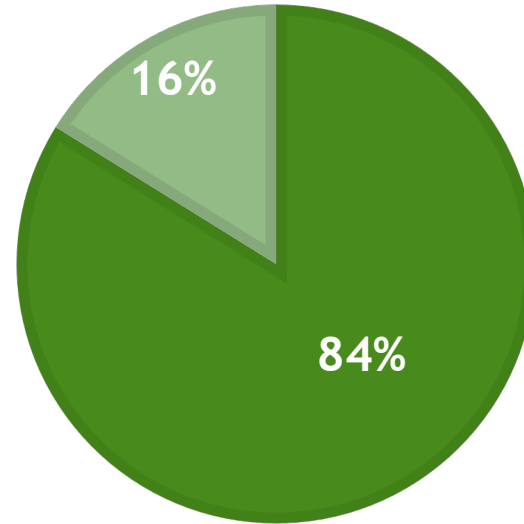
State of California

- ▶ 3,365 out of 6,283 candidates (54%)



Alameda County

- ▶ 244 out of 291 candidates (84%)



ACQUISITION

Organic search is overwhelmingly the primary source of traffic to Voter's Edge.

	2016 General	2018 General	2020 General	2022 General
Organic Search	55%	74%	87%	83.9%
Direct	16%	18%	9%	10.6%
Referral	16%	5%	3%	5.2%
Social	8%	2%	1%	0.3%
Paid Search/Ads	8%	1%	0%	0%

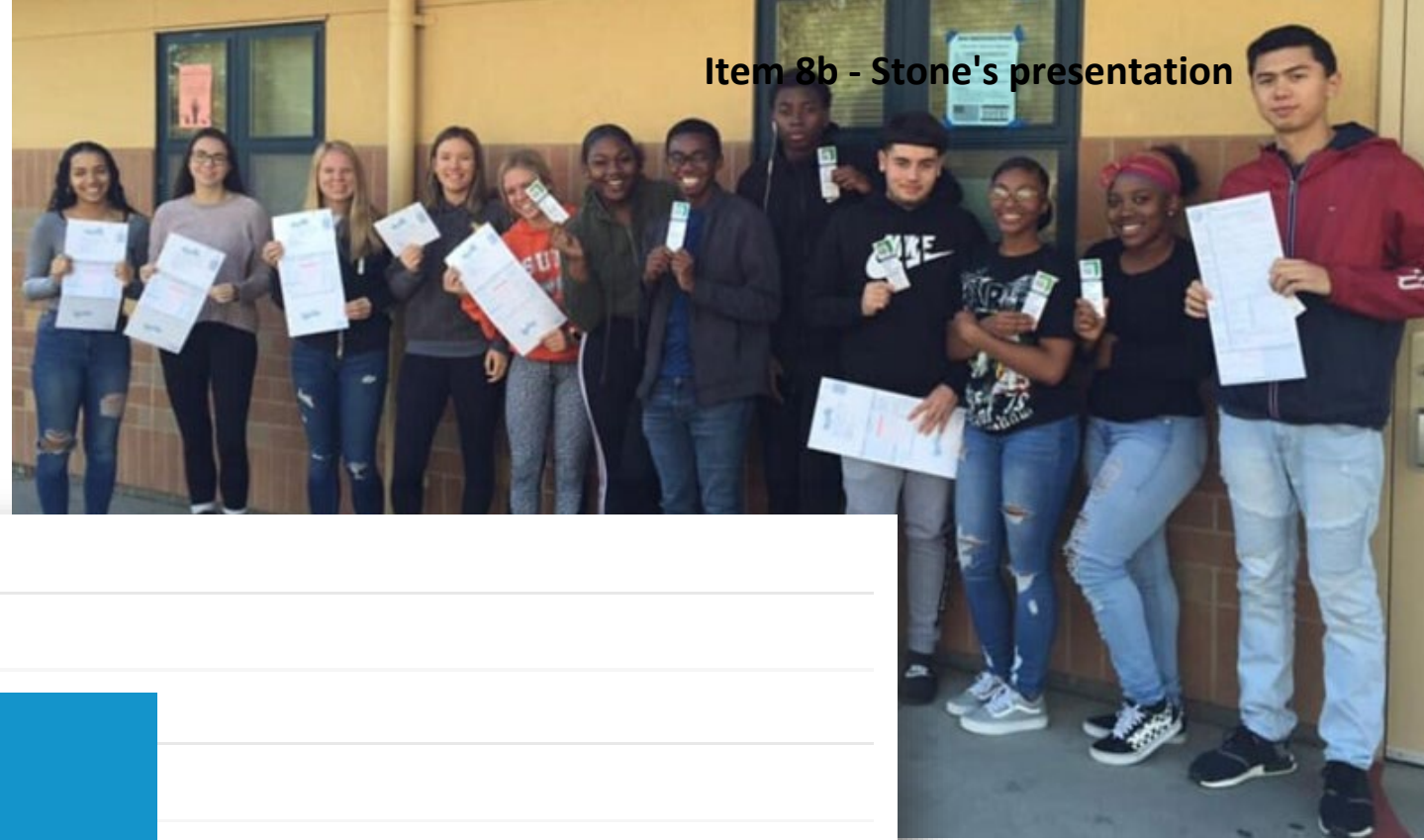
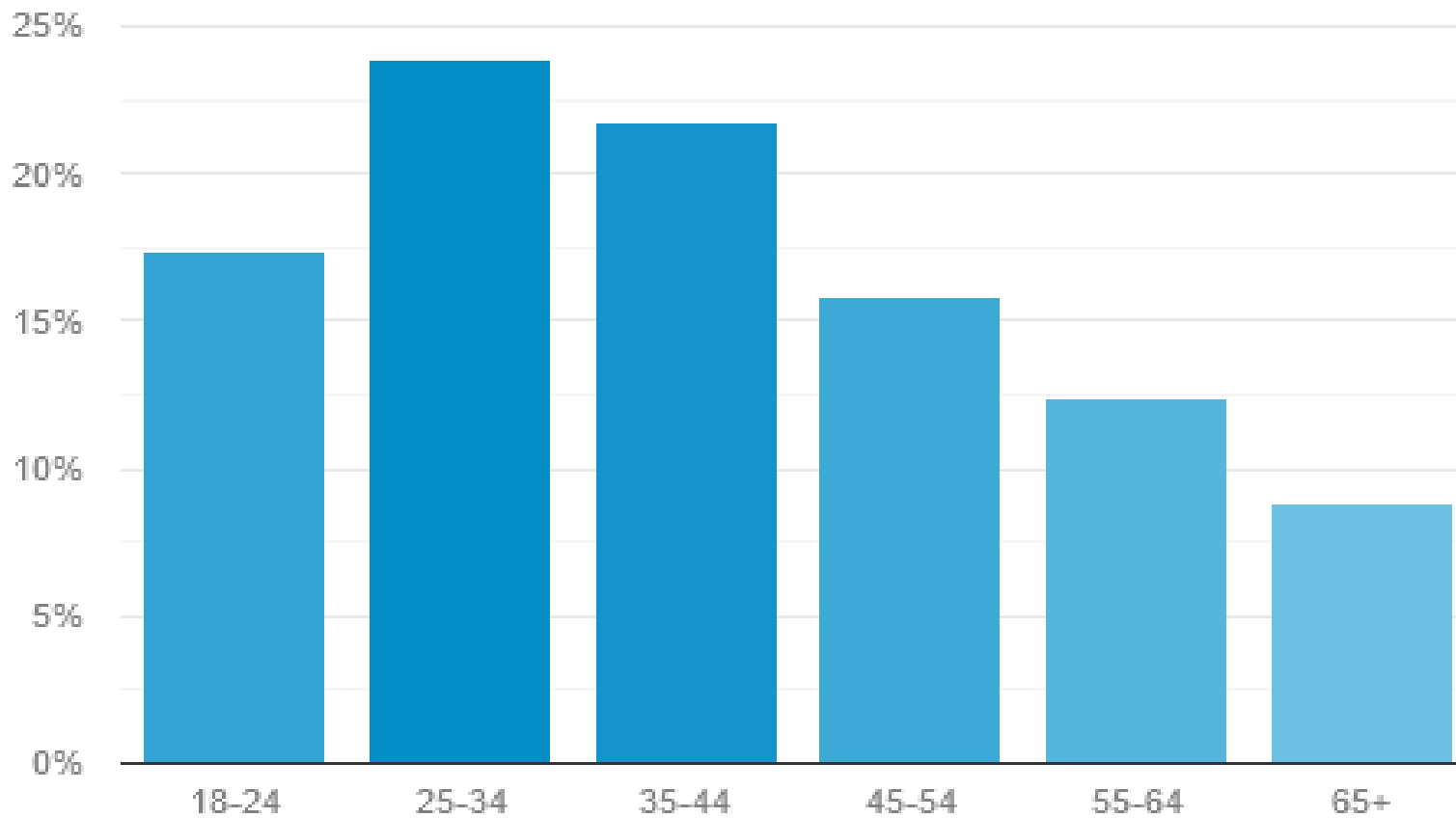
DEVICE USAGE

Device Type	Users	% of Total
Mobile	536,939	63%
Desktop	300,721	35%
Tablet	14,926	2%

► The trend in mobile device usage continues upwards except for a slight dip during the 2022 primary (at 52%). In 2020, 57% used a mobile device, up from March 2020 (50%) and Nov 2018 (45%).



DEMOGRAPHICS BY AGE



VOTER'S EDGE SITE USAGE

	2016 General	2018 Primary	2018 General	2020 Primary	2020 General	2022 Primary	2022 General
Total users	1,046,420	430,711	1,673,391	489,577	1,549,545	914,281	1,226,699
% of actual voters	7.16%	6.66%	13.16%	5.07%	9.48%	13.50%	15.37%





THANK YOU! QUESTIONS?