

Flex Streets

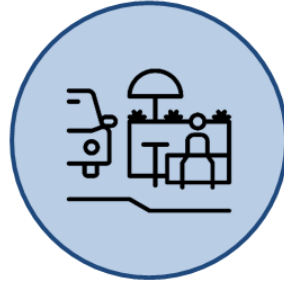
DRAFT Parklet Guidelines



Types of Flex Streets



Sidewalk Cafe



Parklet



Street Closure



Mobile Food Vending

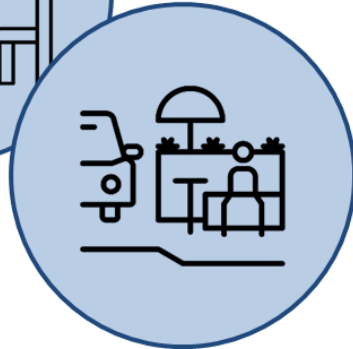
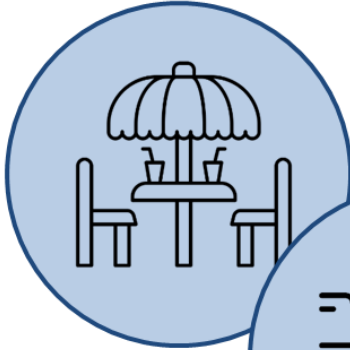


Public Property



Private Property

Permitting Results



140+

Sidewalk Cafés
& Parklets



13 Street Closures



60+ Mobile Food
Vendors

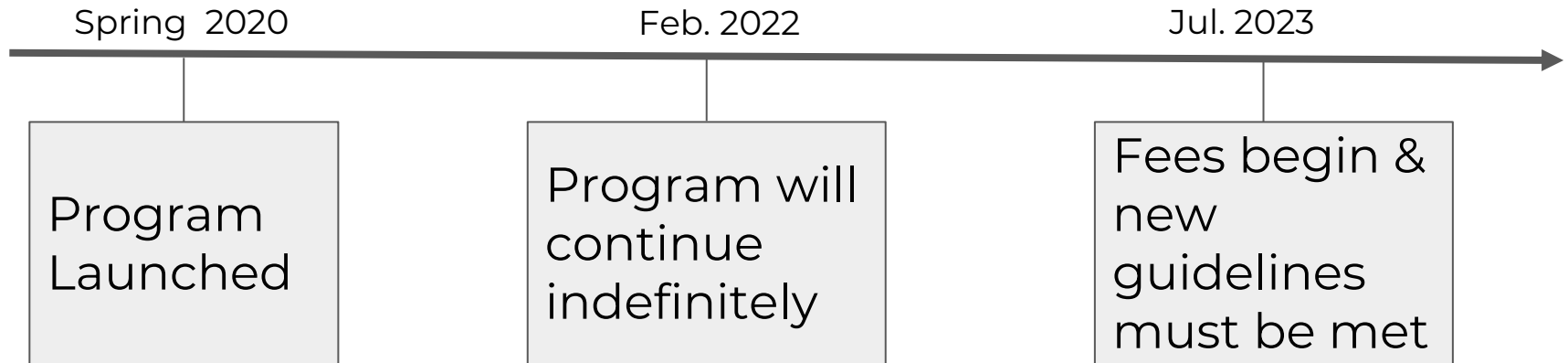


Quick
Turnaround

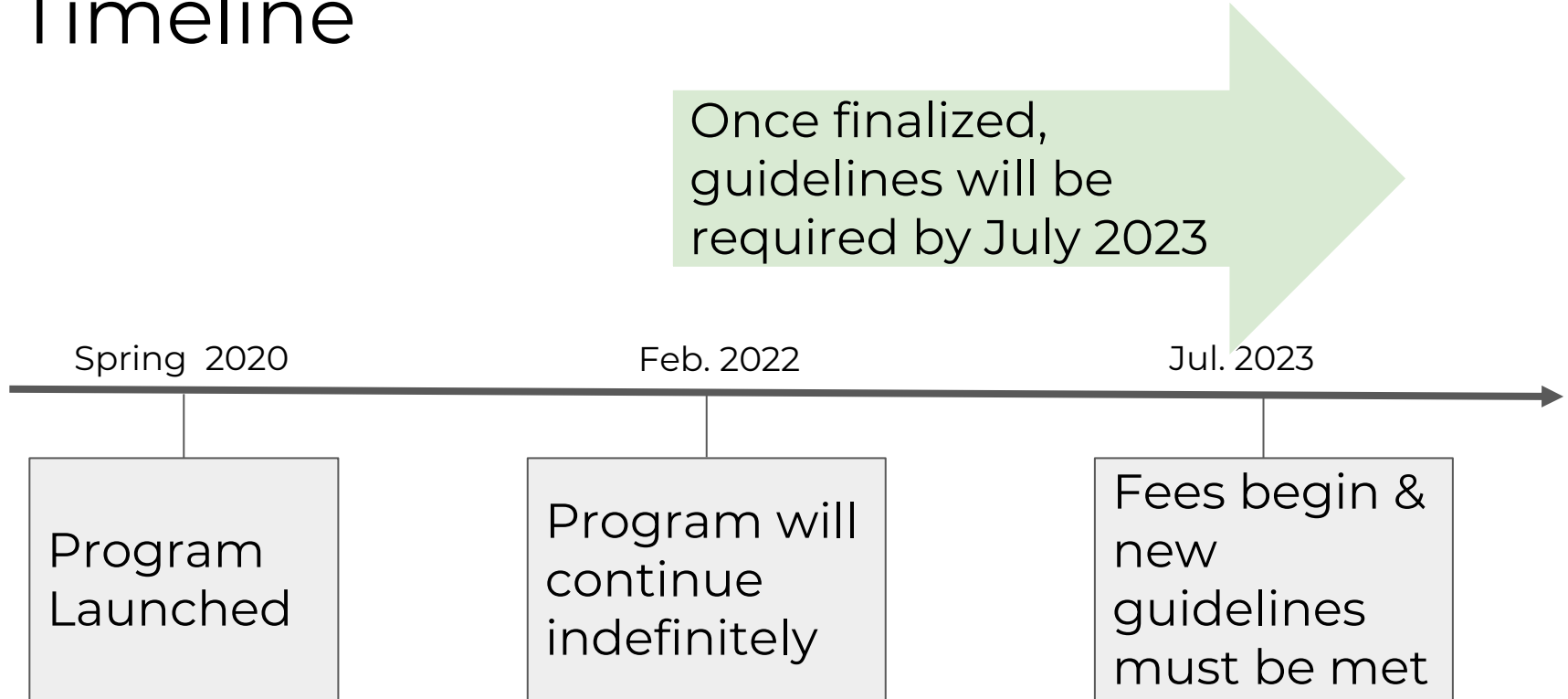


Repurposed
Space

Timeline



Timeline



Draft Parklet Guidelines

Developed through interdepartmental coordination & referencing relevant codes to ensure parklets meet safety and accessibility goals

Reminder: Parklets are in the shared Right of Way, and must be movable/modular



Considerations

1. Do these guidelines help clarify what is/isn't allowed?
2. Do these guidelines address any issues experienced by your stakeholders?
3. What concerns do you have that we should be aware of?



Topics

1. Location & Operations
2. Design
3. Traffic Safety
4. Accessibility
5. Fire Safety
6. Relocation/Removal

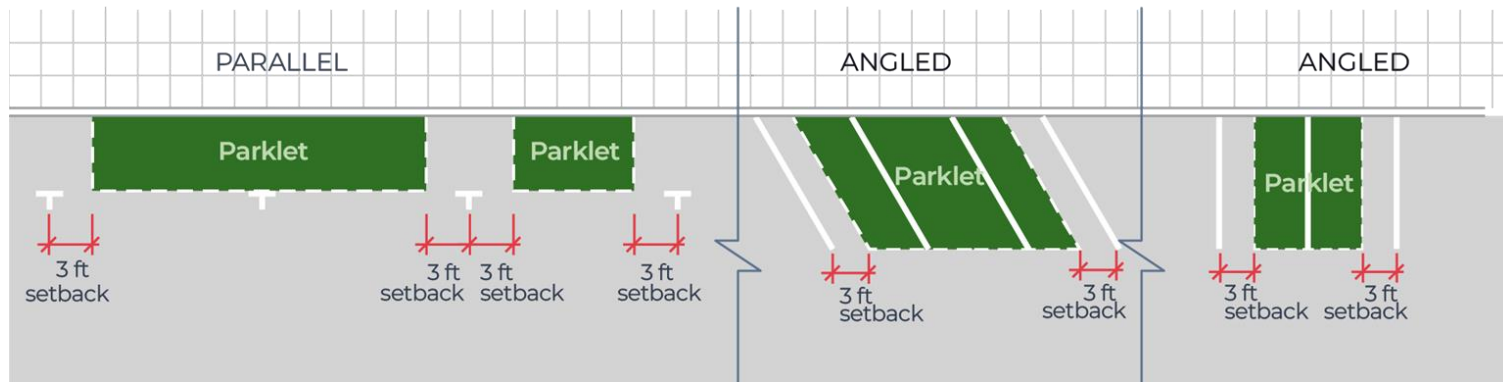


1. Location & Operation - parklet size and location

- 2 parallel or 3 diagonal spaces
- No parklets in blue, green, yellow, or white zones
- No parklets in bus stops, unless coordinated with AC Transit

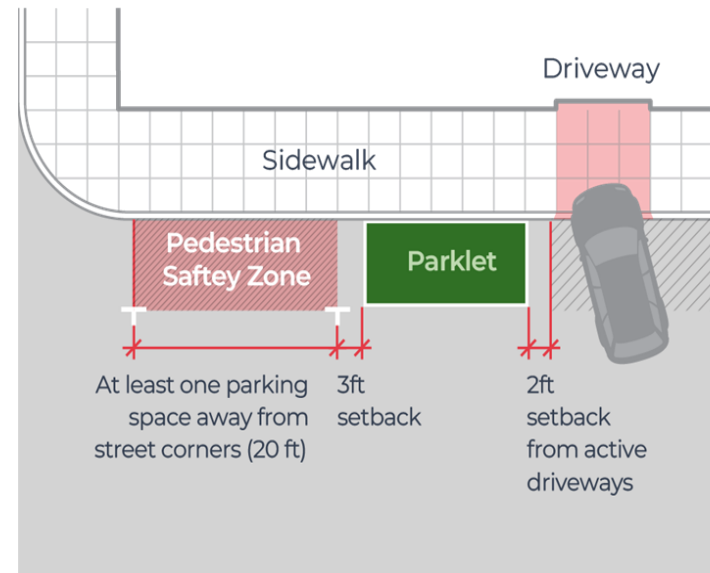
Important Location Criteria for Parking or Curbside Lane Shared Spaces

Note that structures located on angled parking must be angled to match the roadway striping



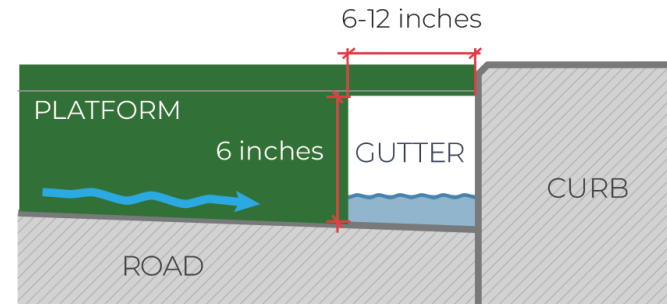
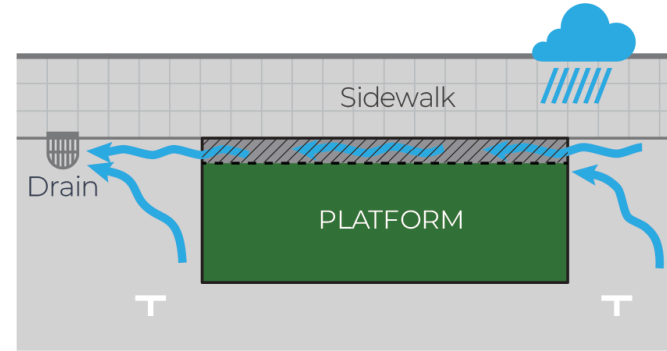
1. Location & Operation - visibility

- Parklets cannot be in red zones, safety zones, or within 20' – 40' of intersections (40' when street includes a protected bike lane) unless they are 75% transparent; no structures allowed above railing height
- 2' setback from drivewalks

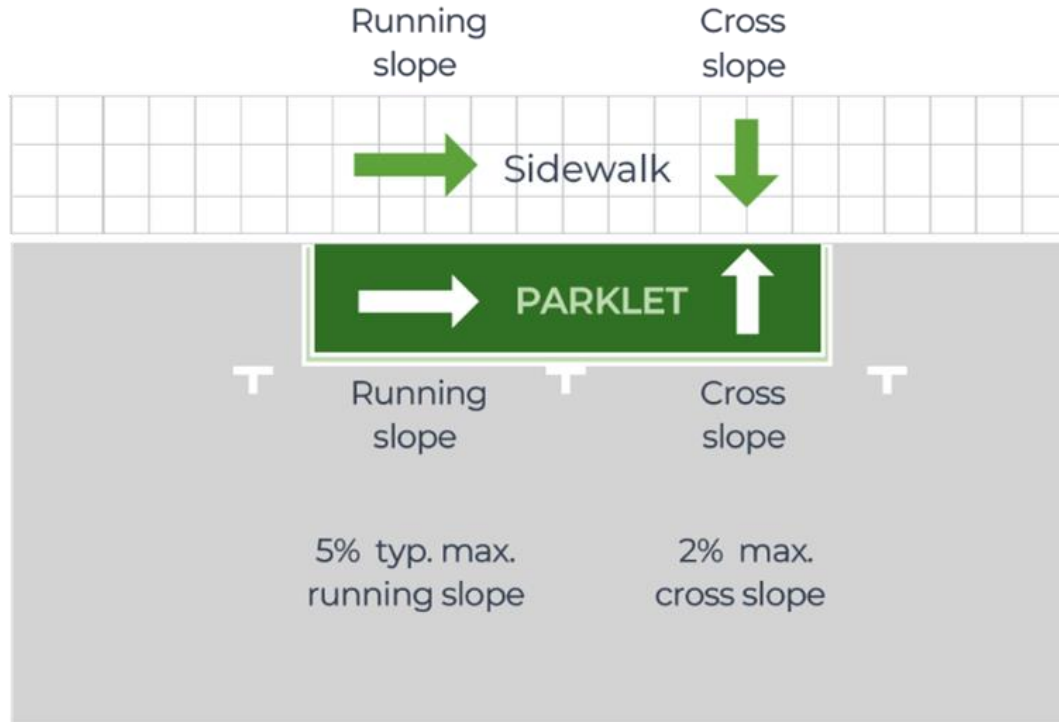


1. Location & Operation – access

- Parklet shall not restrict access to utilities, drains, or other public facilities
- Must allow for curbside drainage

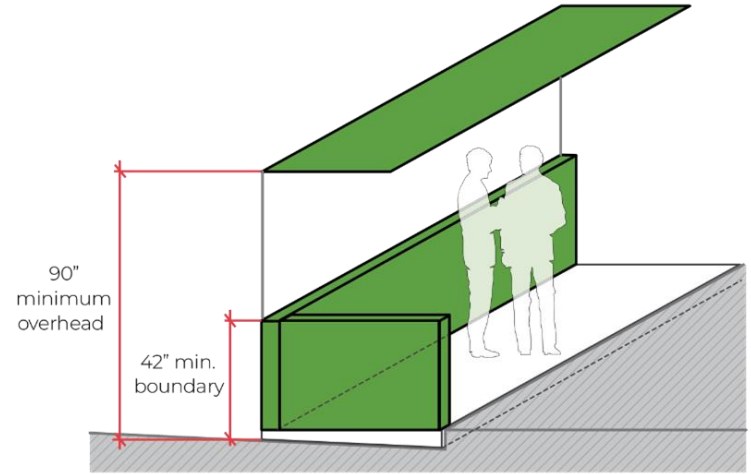


2. Design – slope



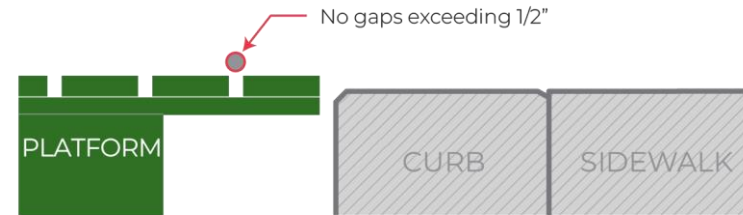
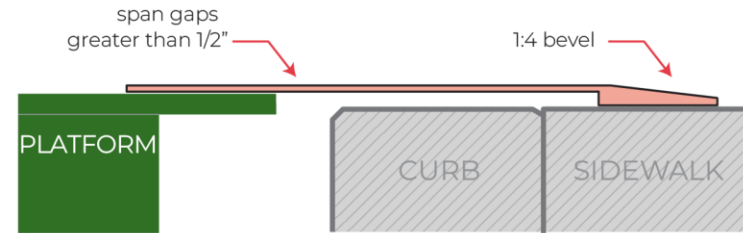
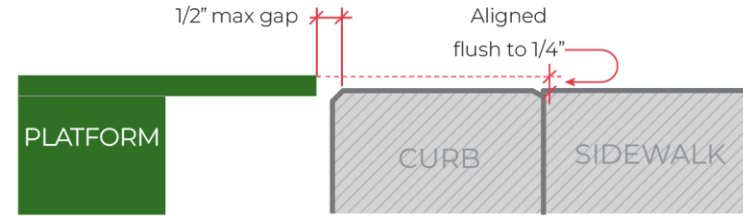
Design – walls

- 3 sides are required, similar to a railing
- Transparency b/t 42 - 90" is required



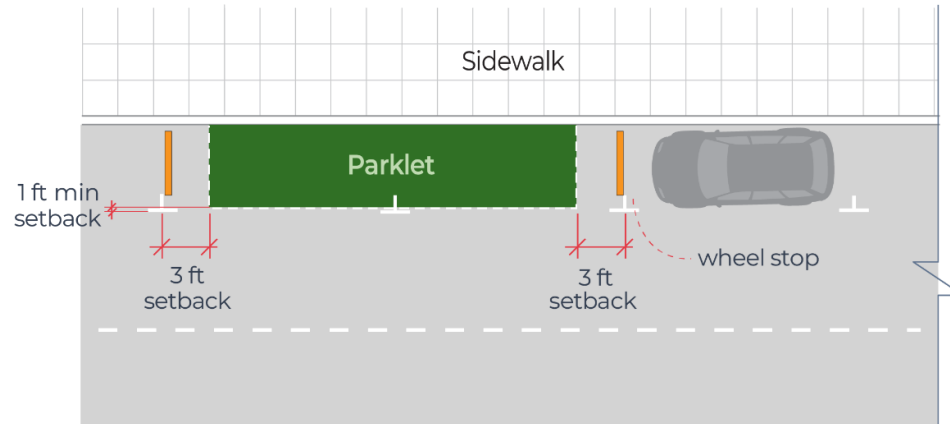
Design – platforms

- Must support live loads up to 100 pound per square foot (psf)
- Must be accessible (see graphics to right)



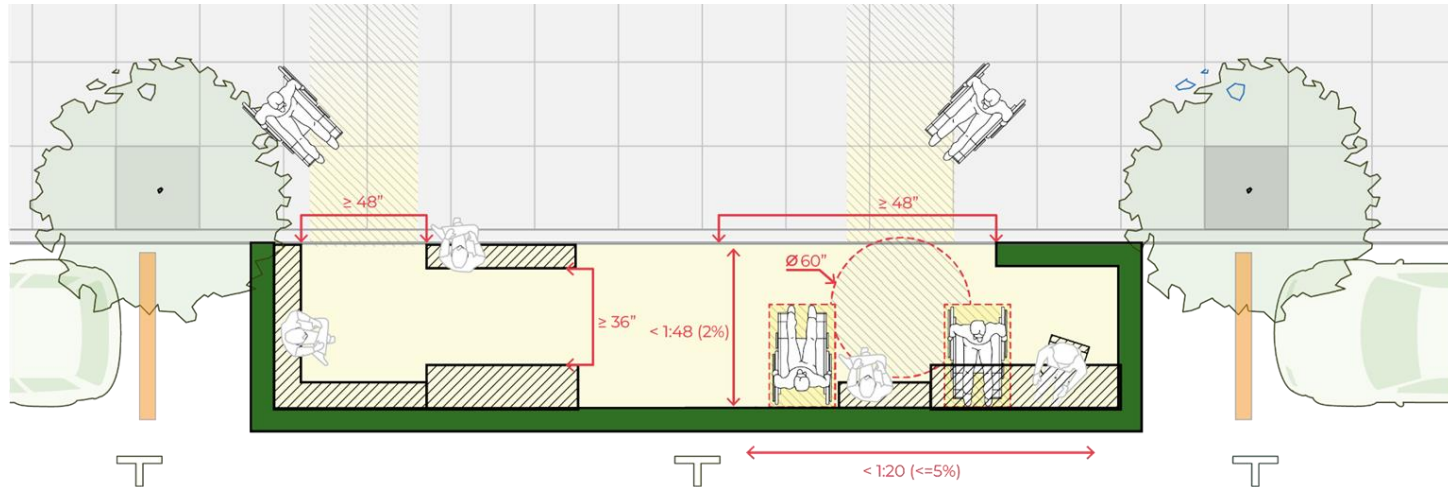
3. Traffic Safety

- Safety Measures for All Parklets:
 - Wheel stops + reflective posts + 3 ft
 - Reflective tape/markers along traffic edge
 - 12" from moving lane
- Safety Measures for 30 mph streets:
 - Stronger barricades along traffic edge



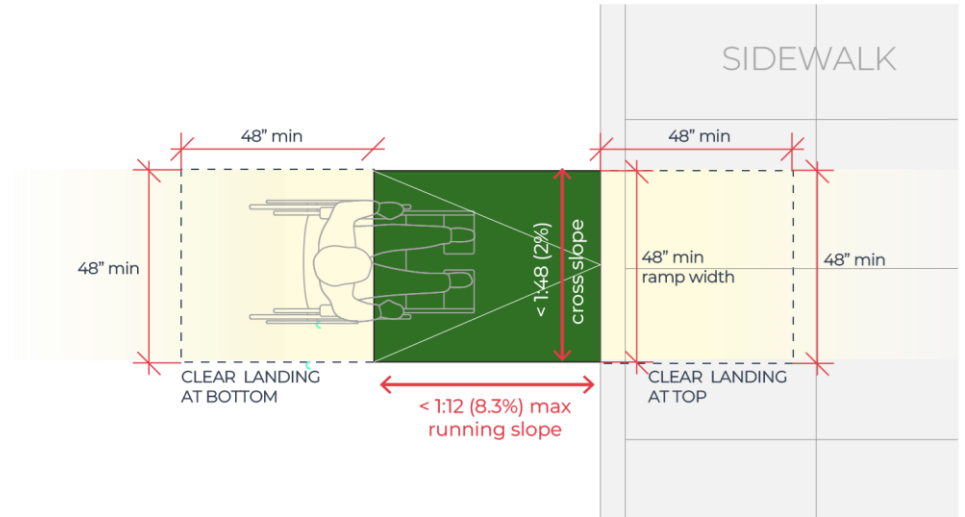
4. Accessibility - circulation

- Parklets encouraged to be at sidewalk level; must have accessible entrance every 20'; 48" wide
- Interior circulation and wheelchair turning space
- No more than ¼" vertical elevation change



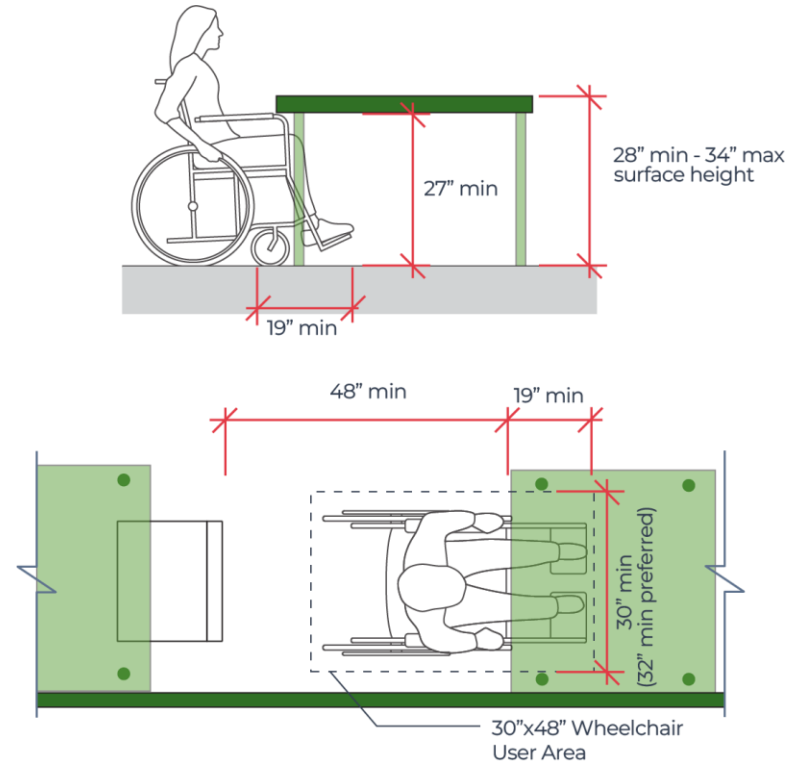
4. Accessibility - ramps

- Ramp slope no more than 1:12 or 8.3%
- Clear level landing at top and bottom
- Edge protection
- Firm, slip resistant material
- Handrails required for more than 5% slope



4. Accessibility - seating

- 5% and at least one of each type of seating must be accessible
- Describes in detail what the requirements are for each type of seating (table, bar, bench)
- Requires 4 feet clear b/t accessible seating and nearest obstruction



5. Fire Safety

- No tripping hazards across the sidewalk
- Electric heaters recommended
 - Must be 3' from combustible materials
- Propane heaters:
 - Need an additional permit
 - Cannot be used during fire season in high fire severity zones
 - No canopies/roofs

Considerations

1. Do these guidelines help clarify what is/isn't allowed?
2. Do these guidelines address any issues experienced by your stakeholders?
3. What concerns do you have that we should be aware of?



Next Steps

1. Collecting feedback on these guidelines for the next month
2. Will review comments and edit
3. Aim to finalize the guidelines by July 1, 2022
4. Will develop fees for City Council adoption before July 1, 2023 to support permit reviews and inspections



Thank you!

Nicole Ferrara, Policy &
Intergovernmental Affairs Advisor
nferrara@oaklandca.gov

