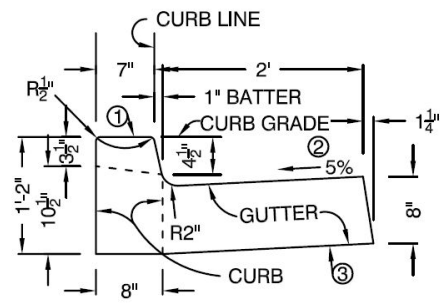
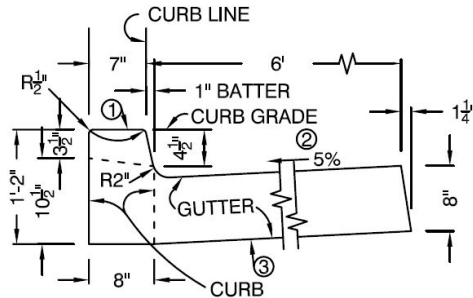


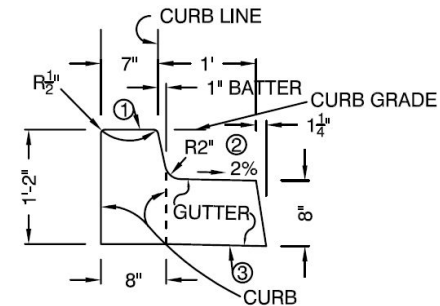
TYPE "A"



TYPE "B"

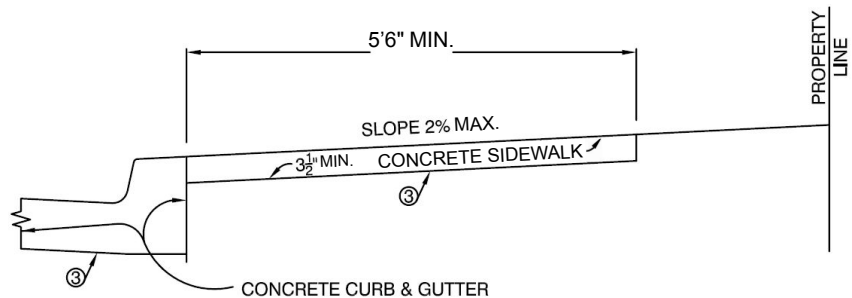


TYPE "C"



TYPE "D"

**CURB AND GUTTER
PROFILE**



**SIDEWALK
PROFILE**

NOTES

1. OMIT THIS PORTION OF CURB AT DRIVEWAYS.
2. STANDARD SLOPE EXCEPT AS SHOWN ON PLANS.
3. PLACE 4" OF PROCESSED AGGREGATE BASE (TYPE A) UNDER CURB, GUTTER AND SIDEWALK UNLESS OTHERWISE DIRECTED BY THE ENGINEER.

NOTE: THIS PLAN IS NOT A LEGAL ENGINEERING DOCUMENT BUT AN ELECTRONIC DUPLICATE. THE SIGNED CITY OF OAKLAND STANDARD DETAILS FOR PUBLIC WORKS CONSTRUCTION IS AVAILABLE FOR PURCHASE FROM THE CONTRACT ADMINISTRATION DEPARTMENT

CITY OF OAKLAND

DESIGN AND CONSTRUCTION SERVICES DEPARTMENT



**CONCRETE CURB,
GUTTER, AND SIDEWALK**

ENGINEERING DESIGN MANAGER

DATE: JANUARY 2002
REV. DATE SEPTEMBER 2022

DWG

S-1