REDISTRICTING PARTNERS

City of Oakland

Draft Plan F4 with Neighborhoods

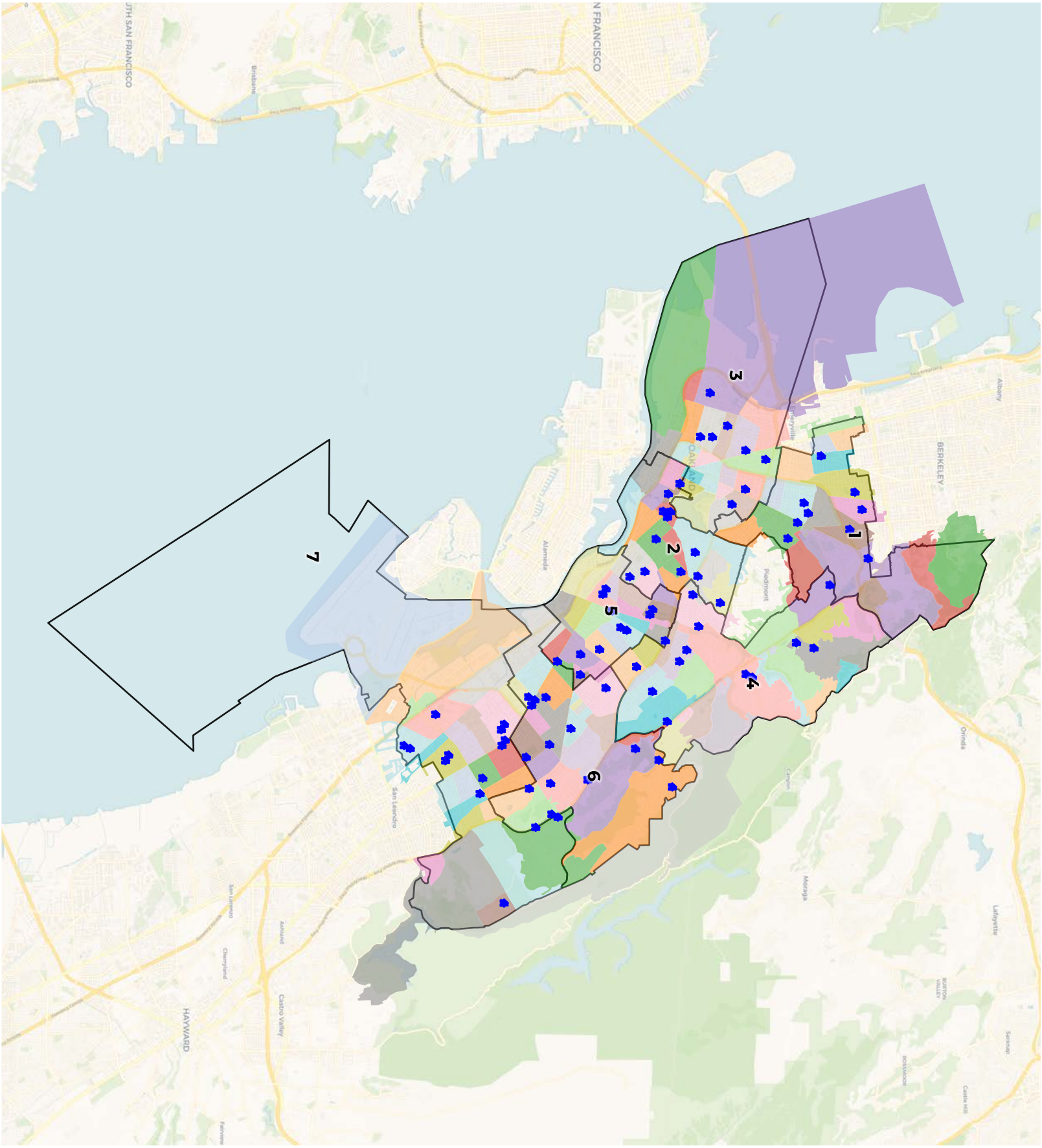

REDISTRICTING PARTNERS

City of Oakland

Draft Plan F4 with Neighborhoods

2020 Census

	1	2	3	4	5	6	7
Population	65,059	59,548	65,829	62,022	61,463	63,053	64,917
Deviation	1,932	-3,579	2,702	-1,105	-1,664	-74	1,790
Deviation %	3.1%	-5.7%	4.3%	-1.8%	-2.6%	-0.1%	2.8%
Other	39,583	20,845	25,869	34,556	10,216	13,535	7,825
Other %	60.8%	35.0%	39.3%	55.7%	16.6%	21.5%	12.1%
Latino	7,478	9,993	11,105	9,301	30,670	23,360	35,116
Latino %	11.5%	16.8%	16.9%	15.0%	49.9%	37.0%	54.1%
Asian	7,561	20,580	11,345	10,886	10,991	4,931	3,626
Asian %	11.6%	34.6%	17.2%	17.6%	17.9%	7.8%	5.6%
Black	10,437	8,130	17,510	7,279	9,586	21,227	18,350
Black %	16.0%	13.7%	26.6%	11.7%	15.6%	33.7%	28.3%

Citizen Voting Age Population (CVAP)

	1	2	3	4	5	6	7
Total CVAP	50,959	39,861	43,738	44,745	30,995	38,216	32,250
Other CVAP	32,651	15,771	18,543	27,029	6,743	9,539	5,507
Other CVAP %	64.1%	39.6%	42.4%	60.4%	21.8%	25.0%	17.1%
Latino CVAP	4,055	4,350	4,697	4,091	9,511	7,146	9,308
Latino CVAP %	8.0%	10.9%	10.7%	9.1%	30.7%	18.7%	28.9%
Asian CVAP	5,486	13,135	6,496	8,193	7,368	3,636	1,861
Asian CVAP %	10.8%	33.0%	14.9%	18.3%	23.8%	9.5%	5.8%
Black CVAP	8,767	6,605	14,002	5,431	7,373	17,895	15,574
Black CVAP %	17.2%	16.6%	32.0%	12.1%	23.8%	46.8%	48.3%

REDISTRICTING PARTNERS

City of Oakland

Draft Plan F4 with Neighborhoods

District 1

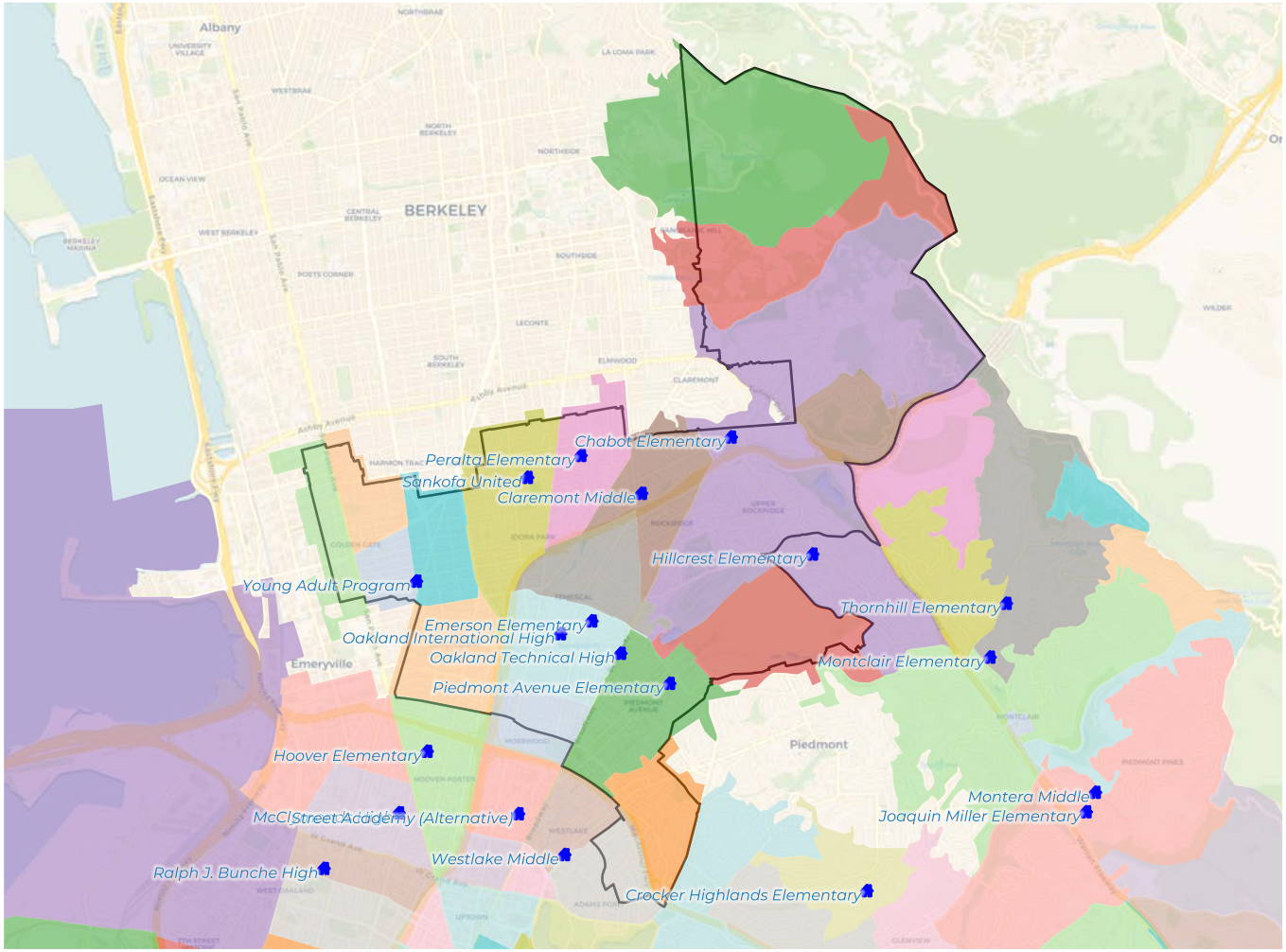

2020 Census

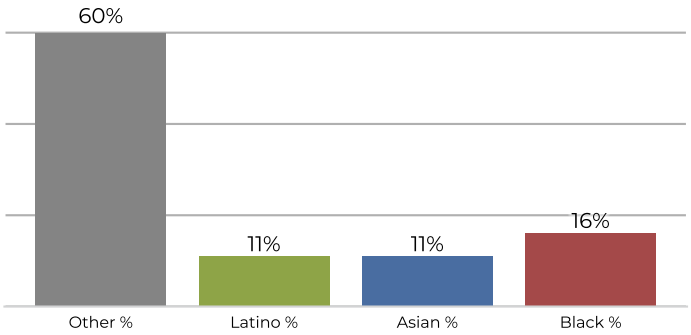

Citizen Voting Age Population

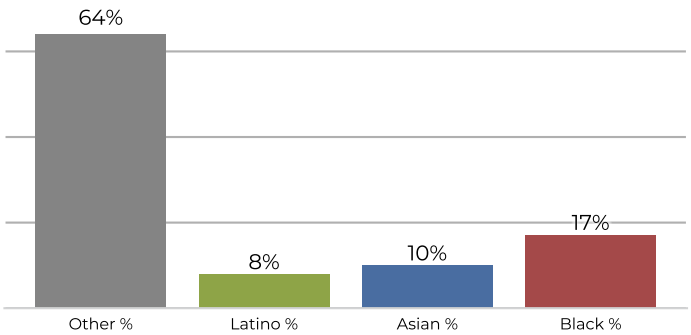

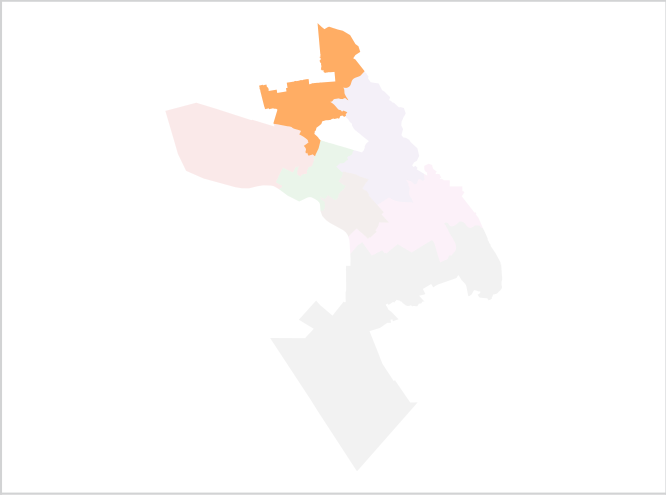

Population	Deviation	Deviation %	Other	Other %	Latino	Latino %	Asian	Asian %	Black	Black %
65,059	1,932	3.1%	39,583	60.8%	7,478	11.5%	7,561	11.6%	10,437	16.0%

Total CVAP	Other CVAP	Other CVAP %	Latino CVAP	Latino CVAP %	Asian CVAP	Asian CVAP %	Black CVAP	Black CVAP %
50,959	32,651	64.1%	4,055	8.0%	5,486	10.8%	8,767	17.2%

REDISTRICTING PARTNERS

City of Oakland

Draft Plan F4 with Neighborhoods

District 2

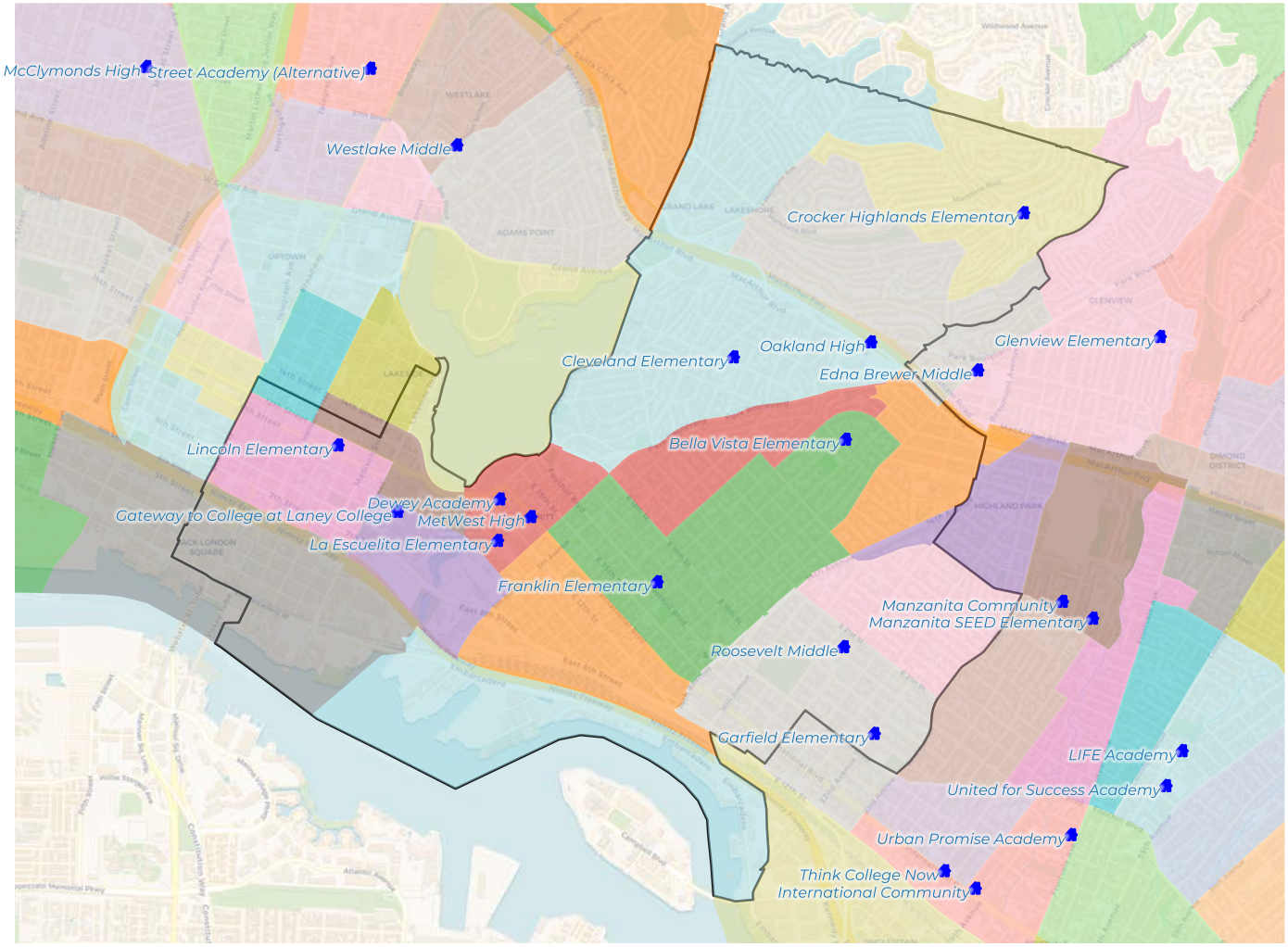

2020 Census

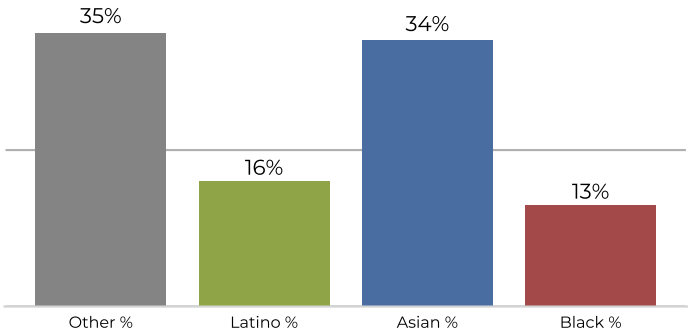

Citizen Voting Age Population

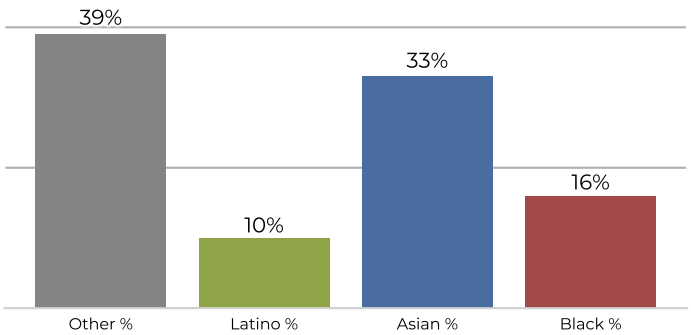

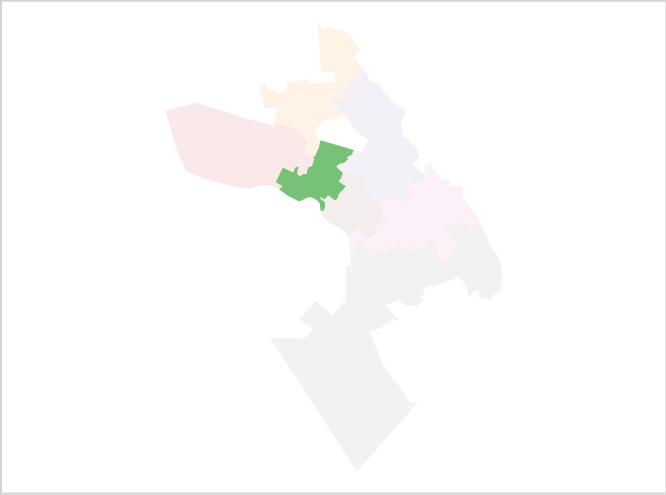

Population	Deviation	Deviation %	Other	Other %	Latino	Latino %	Asian	Asian %	Black	Black %
59,548	-3,579	-5.7%	20,845	35.0%	9,993	16.8%	20,580	34.6%	8,130	13.7%

Total CVAP	Other CVAP	Other CVAP %	Latino CVAP	Latino CVAP %	Asian CVAP	Asian CVAP %	Black CVAP	Black CVAP %
39,861	15,771	39.6%	4,350	10.9%	13,135	33.0%	6,605	16.6%

REDISTRICTING PARTNERS

City of Oakland

Draft Plan F4 with Neighborhoods

District 3

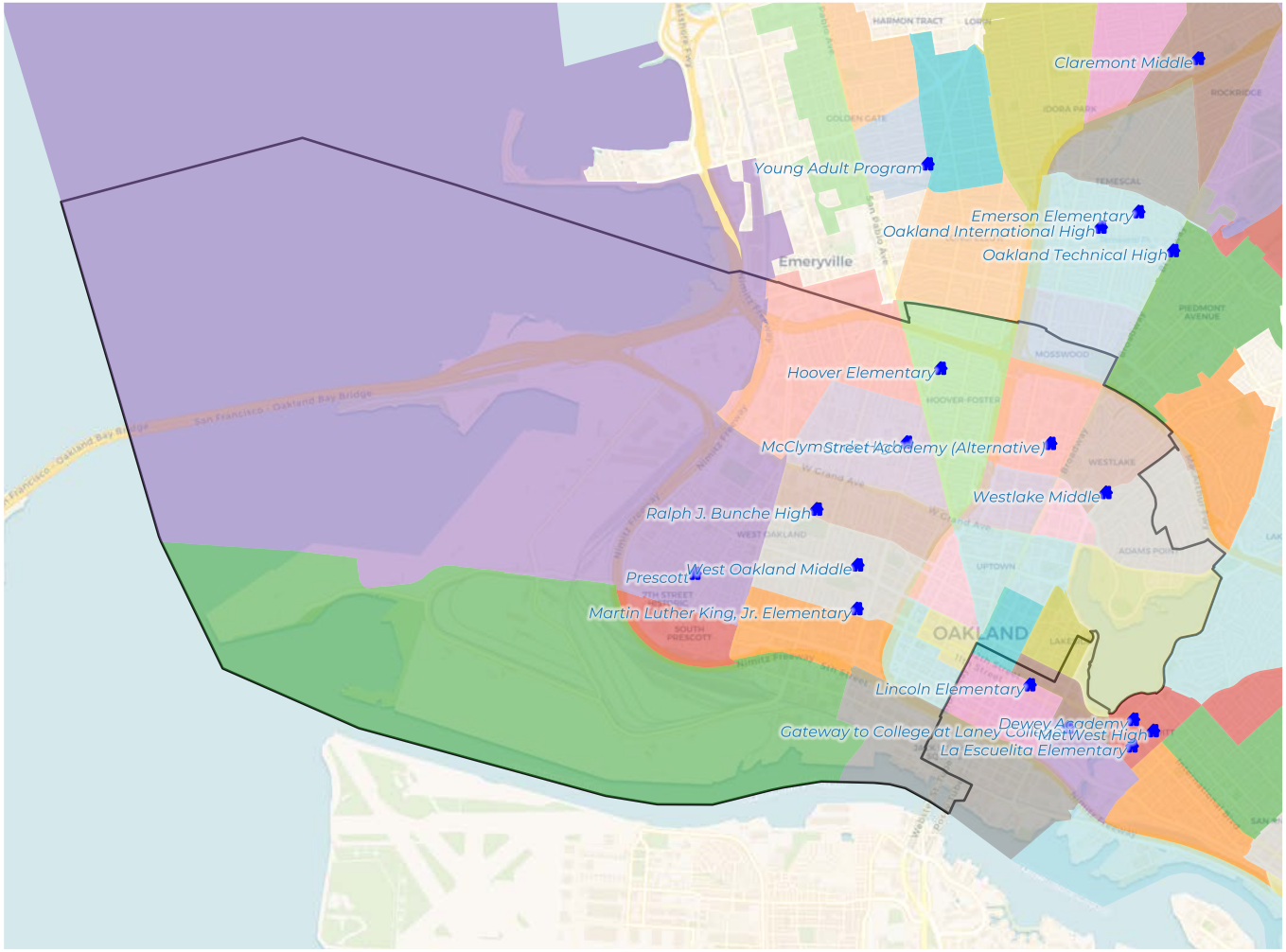

2020 Census

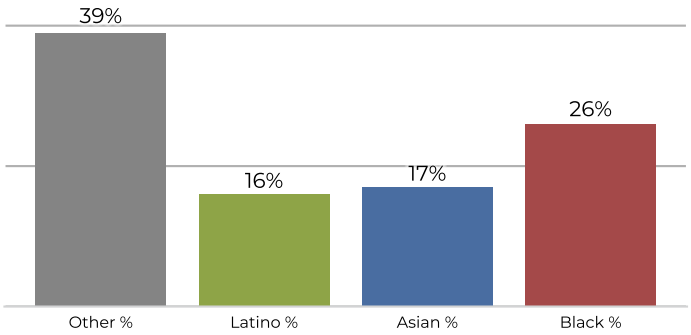

Citizen Voting Age Population

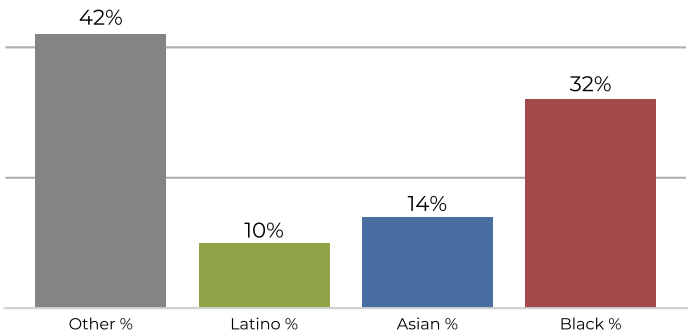

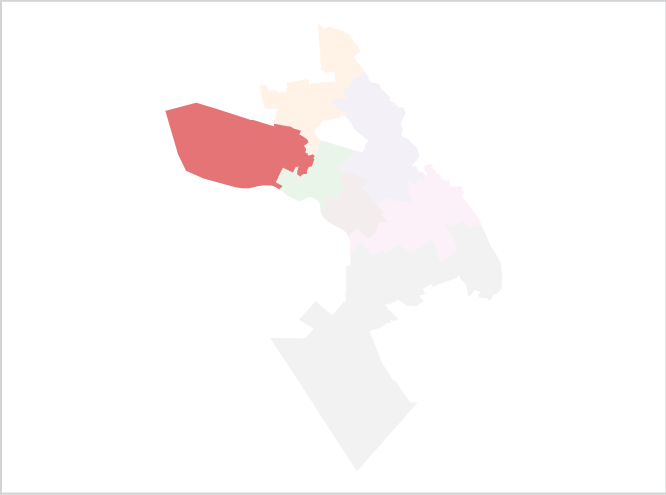

Population	Deviation	Deviation %	Other	Other %	Latino	Latino %	Asian	Asian %	Black	Black %
65,829	2,702	4.3%	25,869	39.3%	11,105	16.9%	11,345	17.2%	17,510	26.6%

Total CVAP	Other CVAP	Other CVAP %	Latino CVAP	Latino CVAP %	Asian CVAP	Asian CVAP %	Black CVAP	Black CVAP %
43,738	18,543	42.4%	4,697	10.7%	6,496	14.9%	14,002	32.0%

REDISTRICTING PARTNERS

City of Oakland

Draft Plan F4 with Neighborhoods

District 4

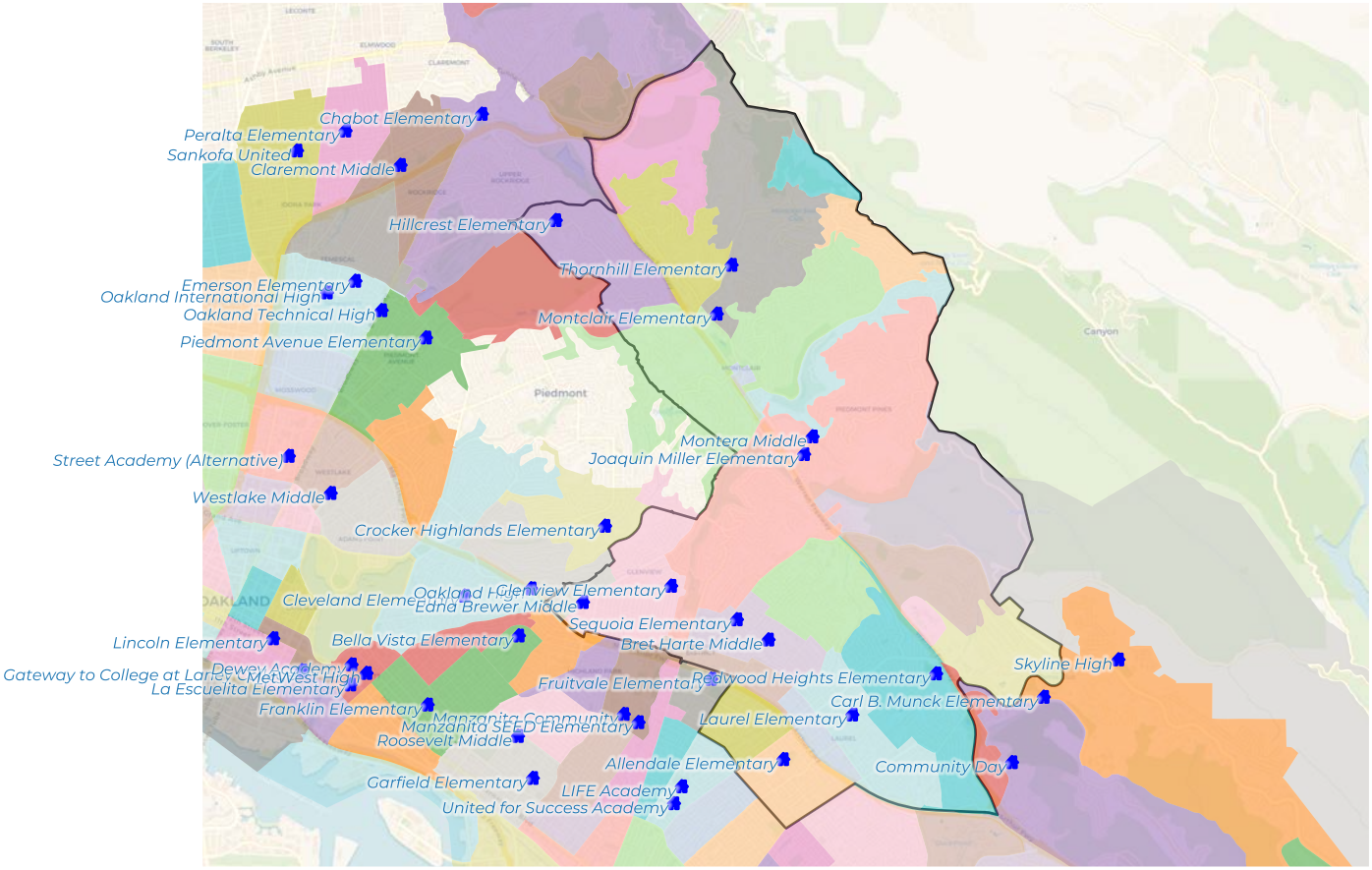

2020 Census

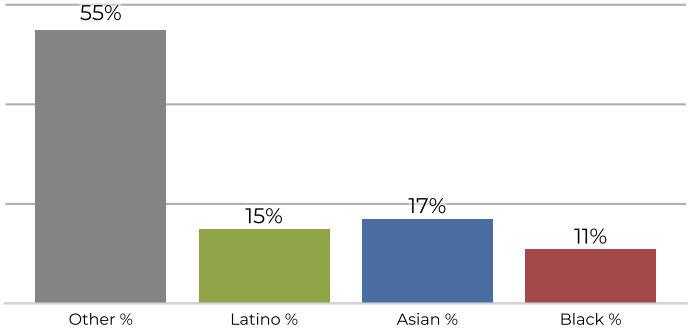

Citizen Voting Age Population

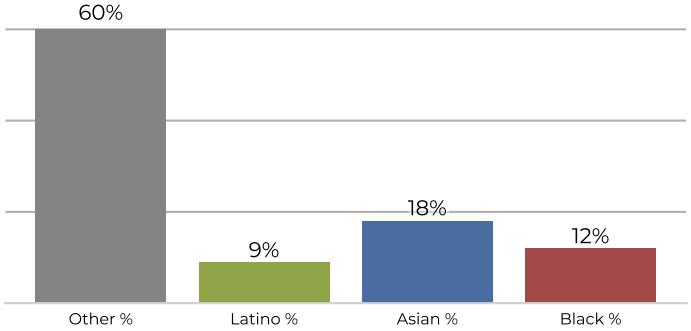

Population	Deviation	Deviation %	Other	Other %	Latino	Latino %	Asian	Asian %	Black	Black %
62,022	-1,105	-1.8%	34,556	55.7%	9,301	15.0%	10,886	17.6%	7,279	11.7%

Total CVAP	Other CVAP	Other CVAP %	Latino CVAP	Latino CVAP %	Asian CVAP	Asian CVAP %	Black CVAP	Black CVAP %
44,745	27,029	60.4%	4,091	9.1%	8,193	18.3%	5,431	12.1%

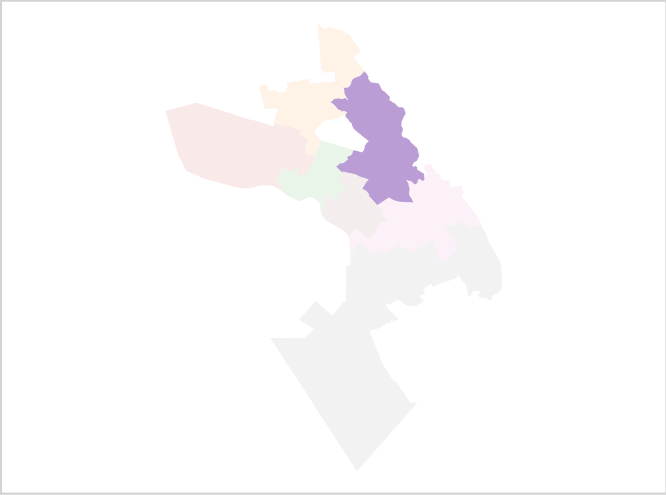

REDISTRICTING PARTNERS

City of Oakland

Draft Plan F4 with Neighborhoods

District 5

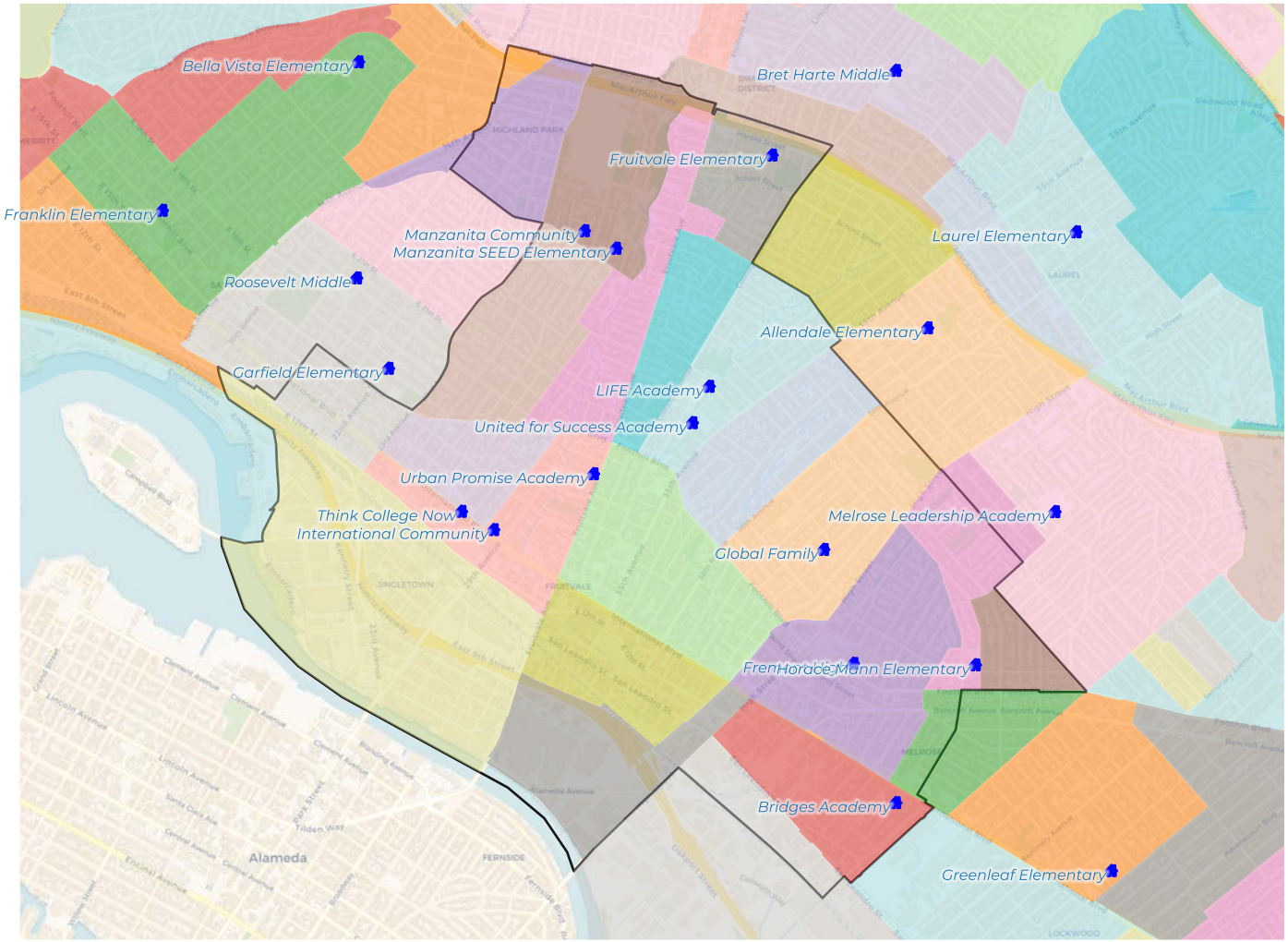

2020 Census

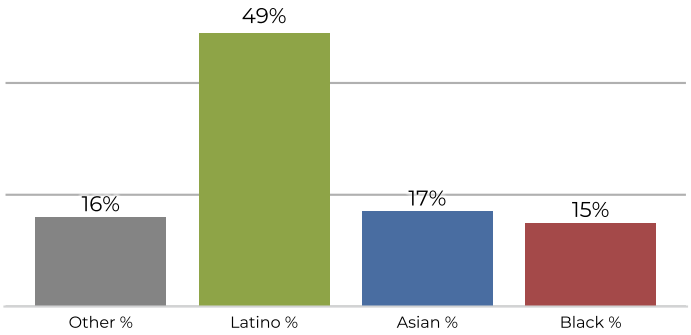

Citizen Voting Age Population

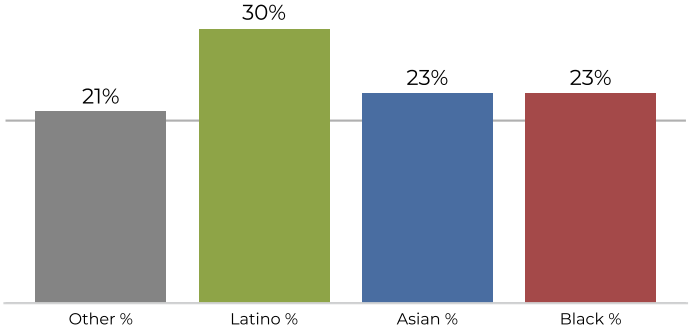

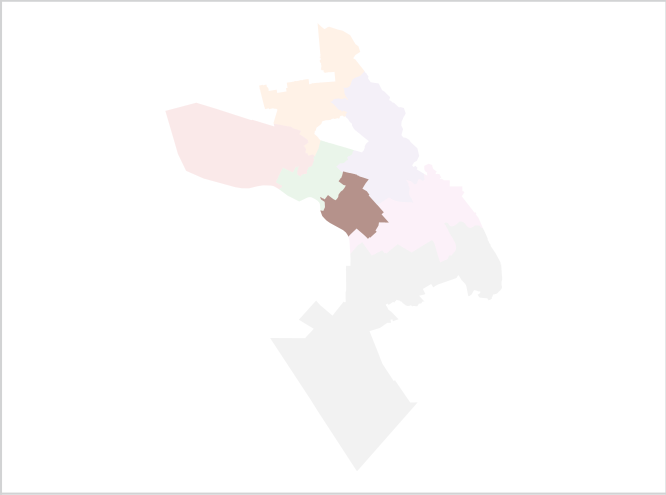

Population	Deviation	Deviation %	Other	Other %	Latino	Latino %	Asian	Asian %	Black	Black %
61,463	-1,664	-2.6%	10,216	16.6%	30,670	49.9%	10,991	17.9%	9,586	15.6%

Total CVAP	Other CVAP	Other CVAP %	Latino CVAP	Latino CVAP %	Asian CVAP	Asian CVAP %	Black CVAP	Black CVAP %
30,995	6,743	21.8%	9,511	30.7%	7,368	23.8%	7,373	23.8%

REDISTRICTING PARTNERS

City of Oakland

Draft Plan F4 with Neighborhoods

District 6

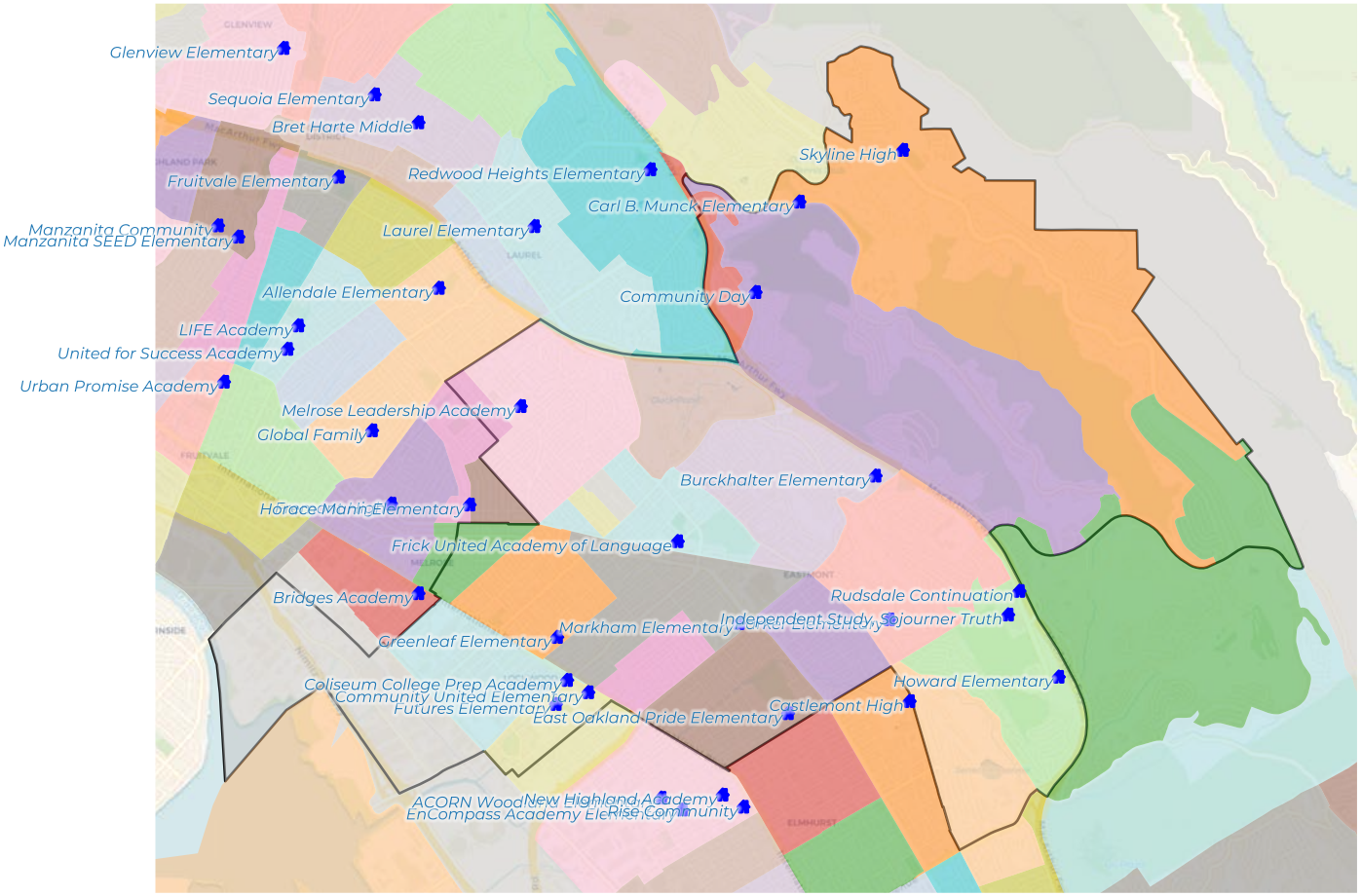

2020 Census

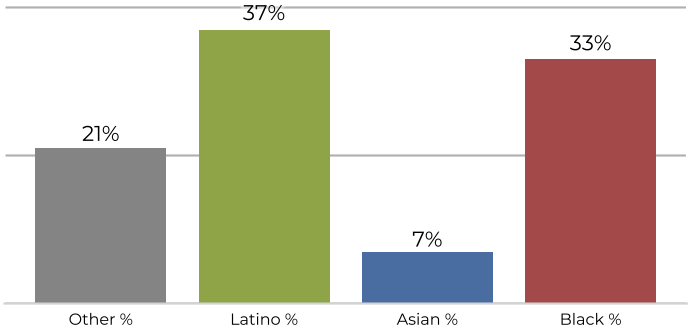

Citizen Voting Age Population

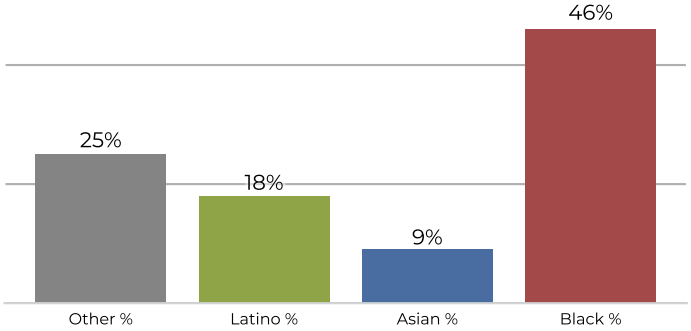

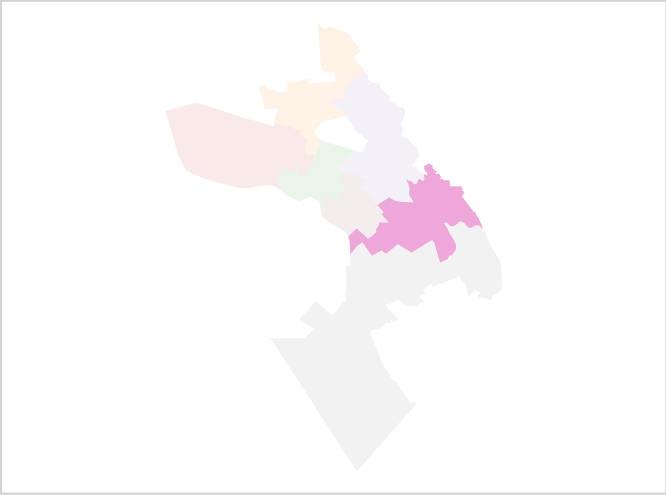

Population	Deviation	Deviation %	Other	Other %	Latino	Latino %	Asian	Asian %	Black	Black %
63,053	-74	-0.1%	13,535	21.5%	23,360	37.0%	4,931	7.8%	21,227	33.7%

Total CVAP	Other CVAP	Other CVAP %	Latino CVAP	Latino CVAP %	Asian CVAP	Asian CVAP %	Black CVAP	Black CVAP %
38,216	9,539	25.0%	7,146	18.7%	3,636	9.5%	17,895	46.8%

REDISTRICTING PARTNERS

City of Oakland

Draft Plan F4 with Neighborhoods

District 7

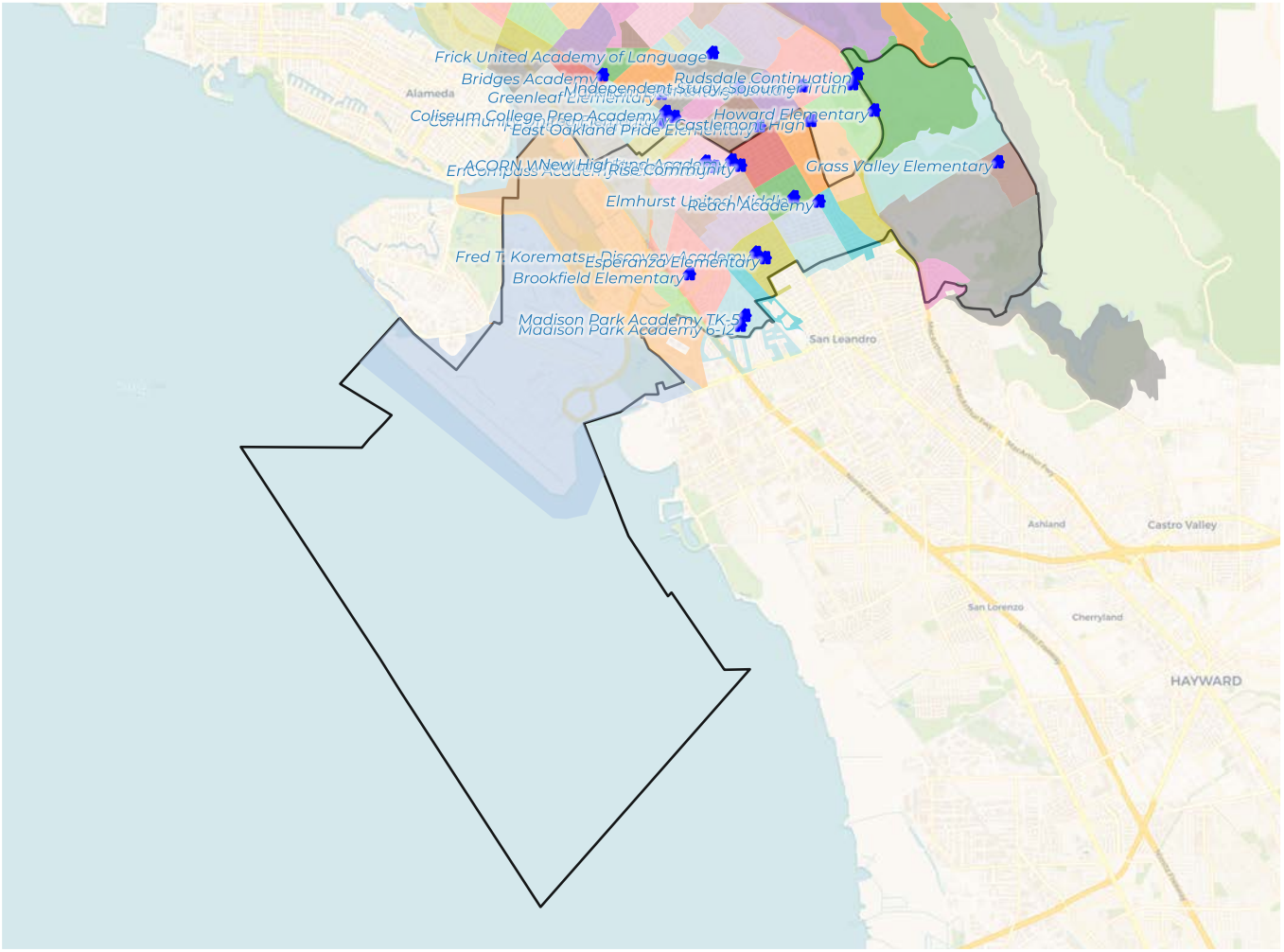

2020 Census

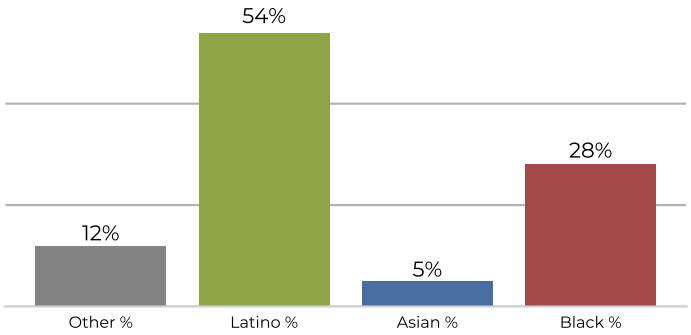

Citizen Voting Age Population

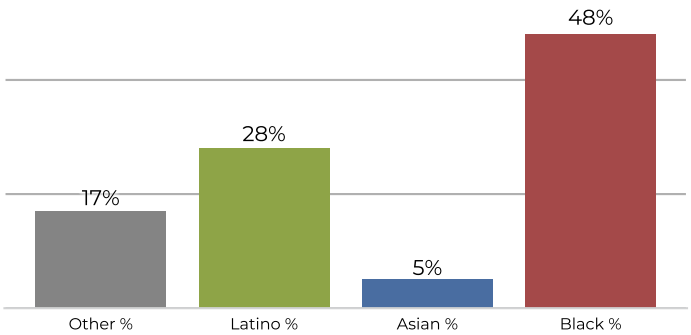

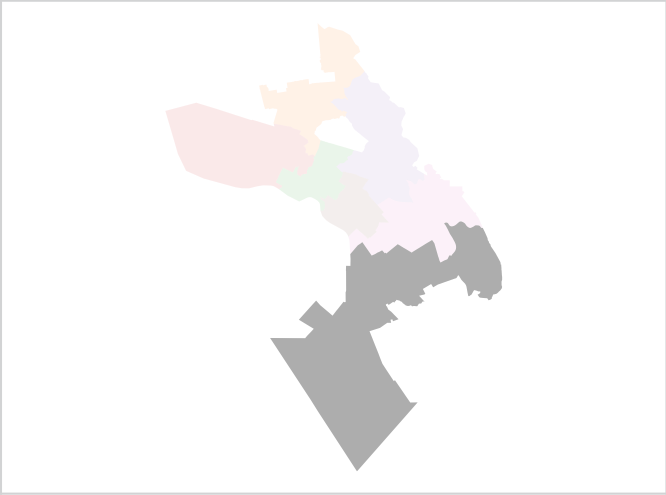

Population	Deviation	Deviation %	Other	Other %	Latino	Latino %	Asian	Asian %	Black	Black %
64,917	1,790	2.8%	7,825	12.1%	35,116	54.1%	3,626	5.6%	18,350	28.3%

Total CVAP	Other CVAP	Other CVAP %	Latino CVAP	Latino CVAP %	Asian CVAP	Asian CVAP %	Black CVAP	Black CVAP %
32,250	5,507	17.1%	9,308	28.9%	1,861	5.8%	15,574	48.3%