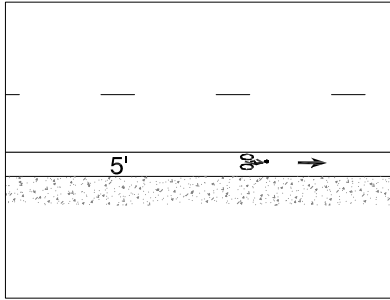
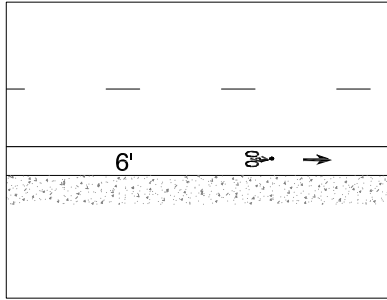


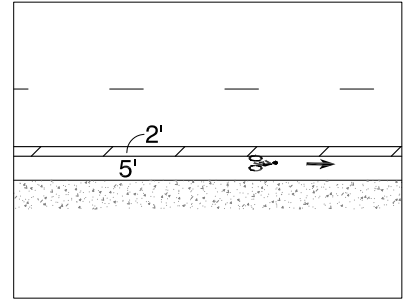
5' WIDTH



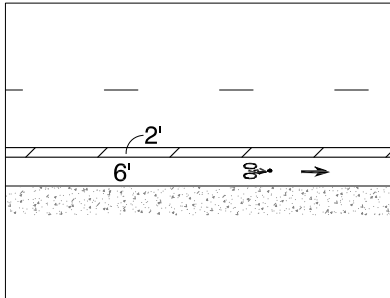
6' WIDTH



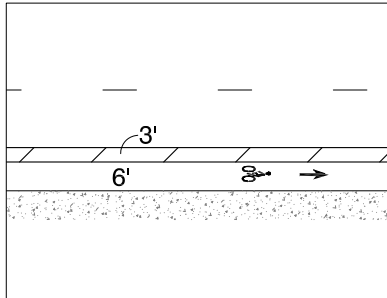
7' WIDTH



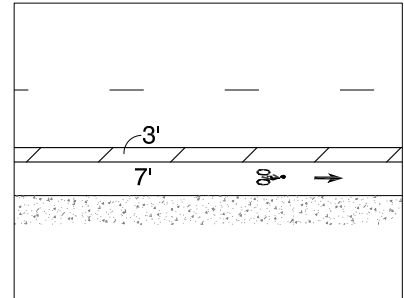
8' WIDTH



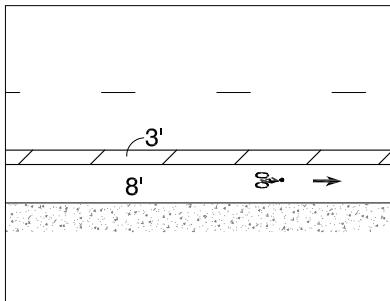
9' WIDTH



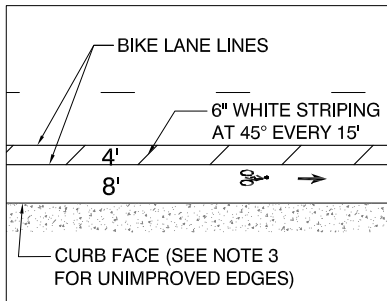
10' WIDTH



11' WIDTH

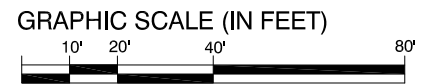


12' WIDTH



NOTES

1. The desired minimum width for a curbside bike lane is 5 feet, measured from the face of curb. However, on extremely constrained, low-speed roadways, where other lanes cannot be narrowed, a 4-foot wide curbside bike lane may be used if there is no gutter present or if the gutter is wider than 4-feet.
2. If existing drainage inlets (DIs) protrude into the bike lane, the bike lane should be at least 6-feet wide. For bike lanes less than 6-feet wide, the inlets should be moved if practical. All drainage inlet grates must be bicycle friendly and fit within their frames with no gaps larger than 1/2-inch.
3. If the edge of the road is unimproved (i.e. no curb and/or sidewalk), add a bike lane line to delineate the right side of the bike lane.
4. Curbside bike lanes with striped buffers may include additional vertical separation elements. See Cross-Section Detail CS-4 for minimum parking separated bike lane widths.



CITY OF OAKLAND

DEPARTMENT OF TRANSPORTATION | SAFE STREETS DIVISION  
 BICYCLE & PEDESTRIAN PROGRAM  
 250 FRANK H. OGAWA PLAZA, SUITE 4314 \* OAKLAND CA, 94612  
 EMAIL: blkeped@oaklandca.gov

CURBSIDE BIKE LANE  
 AND  
 BUFFER WIDTHS

CROSS-SECTION  
 DETAILS

SCALE: 1" = 40'

DWG. NO.

CS-3

DATE: MAR 2021