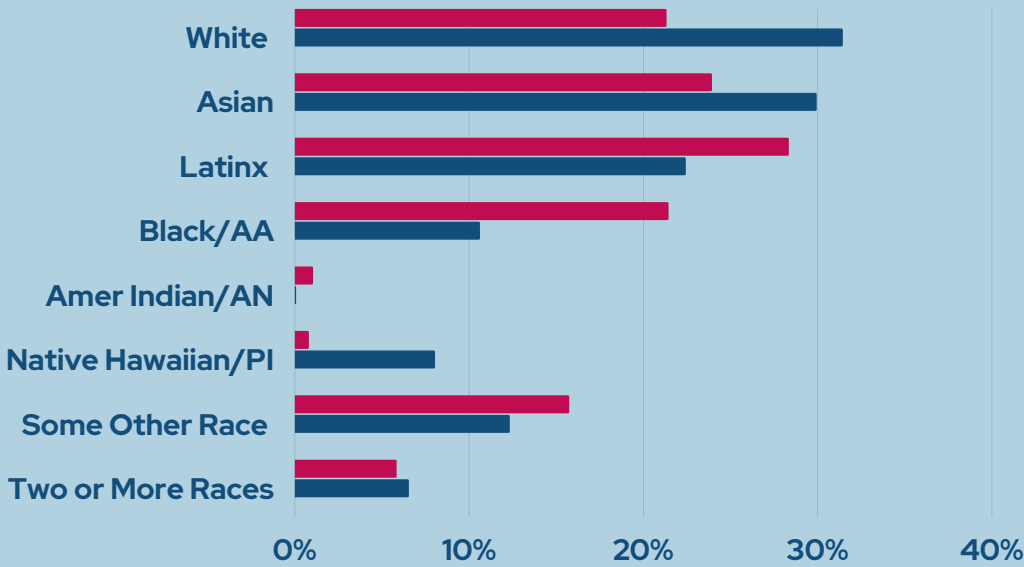


Community Needs Assessment

2020-21




Alameda County Population Living in Poverty by Race/Ethnicity vs Alameda County Population by Race/Ethnicity



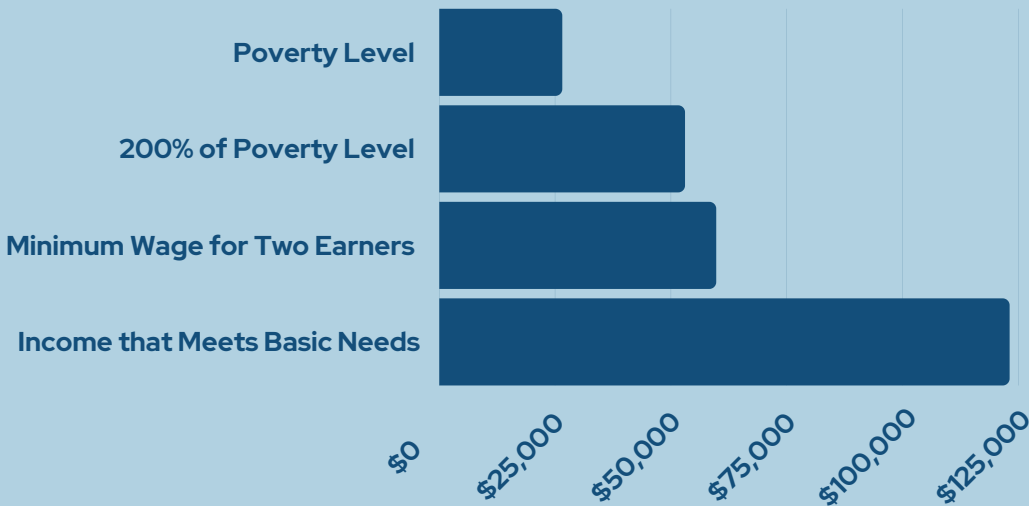
161,580

people live in poverty in Alameda County




One out of four people living in poverty in Alameda County are children under age 18

Annual Income for Family of 4 in Alameda County by Type



70,538


people live in poverty in Oakland



One out of three people living in poverty in Oakland are children under age 18

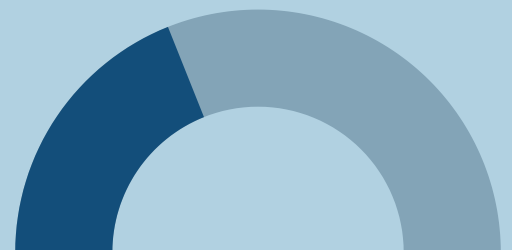
40%

of single female-headed households with children under 18 have incomes below the poverty level



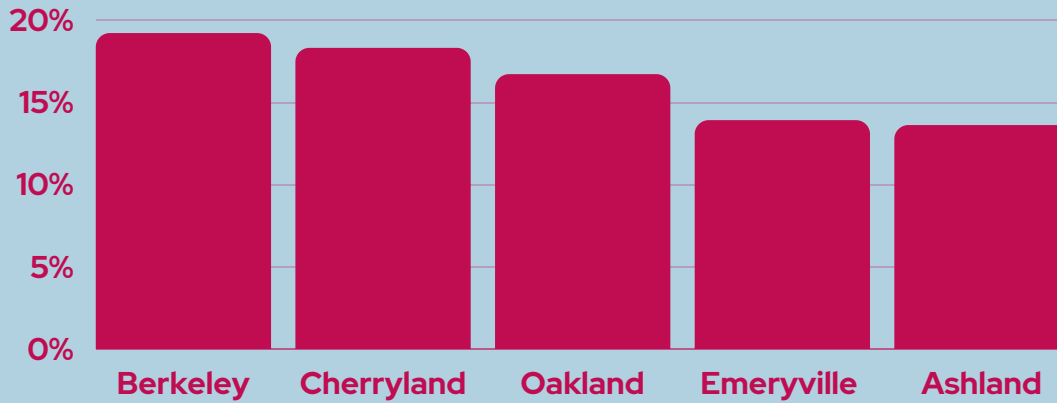
37.9%

of all Alameda County residents receive public health insurance coverage via Medicare, Medicaid, or VA Health Coverage




Community Needs Assessment 2020-21

Five Cities and Unincorporated Areas with the Highest Percentages of Residents Living in Poverty



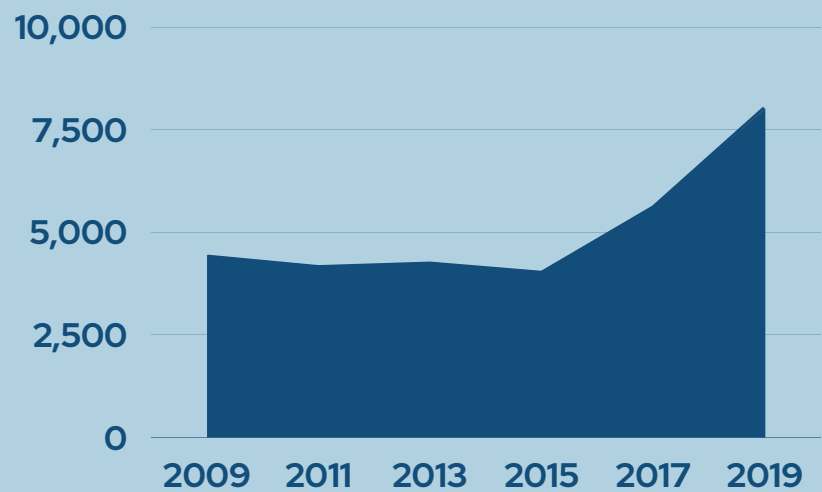
41.7%

of Alameda County students qualify for free or reduced priced meals



Three out of four single Alameda County seniors live below 200% of the poverty level

Unhoused Population of Alameda County



Just Under Half of Alameda County Renters are Rent Burdened



11%

of all Alameda County residents were food insecure in March of 2021

For more information about the Alameda County - Oakland Community Action Partnership visit:
www.AC-OCAP.com

