



Latest Announcement: ****The City of Oakland just launched a Cannabis Application!****



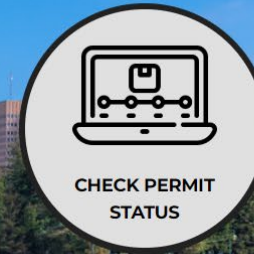
APPLY FOR PERMIT



SCHEDULE
INSPECTION



PAY FEE



CHECK PERMIT
STATUS




FIRE INSPECTION
REPORT



PLANNING AND
BUILDING CODES



REGISTER PROPERTY/
FILE COMPLAINT



TUTORIAL VIDEO

This is the City's Permit Center Homepage. The first step is to create your account. Please click on "REGISTER|LOGIN" in the upper right corner.



To apply for permits, please log in below or register for a new account. Review the options available to select the registration that's right for you.

[Need Permit Guidance?](#)

EXISTING USER

- You have an activated account
- Received confirmation from City of Oakland

Login

REGISTRATION

- Step 1: Create account for basic access
- Step 2: Submit documentation for full access
- Step 3: Apply for permits online

Register



Get Zoning Clearance

Apply Now



Get Letter of Determination

Apply Now



Watch Video Tutorials

Watch Now

This is where you will create a new account. Click "Register" to start the process for creating an account.

Login Information

STEP 1 OF 2: ACCOUNT DETAILS

* Required Fields

USERNAME:*

E-MAIL ADDRESS:*

PASSWORD:*

REENTER PASSWORD*

SELECT A SECURITY QUESTION:*

Select


ANSWER:*

Here you will fill out the login information for your account. Be sure to keep this information somewhere safe for future use of the portal.

Select Contact Type (Please select "Applicant" for the Contact Detail)

STEP 2 OF 2: CONTACT DETAILS

When you are asked to enter Zip +4, please enter your zip code, then 0000. (94444-0000)

CONTACT DETAILS FOR:
Select 

BACK



Please make sure to select "Applicant" on the drop-down menu and fill out the requested information. After completing the form, click "Submit".

Once completed, you will receive a confirmation email asking you to activate your account. Please click on the link in the email to finish the account creation process. If no confirmation email was received, please contact cannabisapp@oaklandca.gov for assistance.

Account Verification



Auto_Sender@Accela.com
To CannabisApp

-  This sender Auto_Sender@Accela.com is from outside your organization.
-  If there are problems with how this message is displayed, click here to view it in a web browser.



Tue 1/7/2025 9:17 AM

You don't often get email from auto_sender@accela.com. [Learn why this is important](#)

Welcome to the City of Oakland Online Permit Center!

Please click [HERE](#) to activate your account.

Should you have any questions regarding User Registration, please email to pbdaccelaregistration@oaklandca.gov

Once your account has been activated, you will receive a confirmation email with your username and a link to the Citizen Portal, allowing you to now login and apply, renew, and/or update applications.


Welcome to the City of Oakland Citizen Portal



support@accela.com
To CannabisApp



Tue 1/7/2025 9:

 This sender support@accela.com is from outside your organization.

You don't often get email from support@accela.com. [Learn why this is important](#)

Welcome to the City of Oakland Online Permit Center. Your online account registration is now complete and the account is activated.

You can visit the Citizen Portal 24x7 via the web address shown below:

<https://aca-prod.accela.com/OAKLAND>

Your registered user account name is: **CannabisUser1**

Should you have any questions, please email to pbdaccelaregistration@oaklandca.gov