

- LEGEND:**
- BIKE LANE SYMBOL AND ARROW, PER CITY OF OAKLAND STANDARD DETAIL RM-1
 - PARKING STALL "TEE" PER CITY OF OAKLAND STANDARD DETAIL RM-11
 - ARROW TYPE IV (L/R) PER CALTRANS STANDARD PLAN A24A
 - "STOP" PAVEMENT MARKINGS PER CALTRANS STANDARD PLAN A24D AND A24E
 - GREEN PAVEMENT MARKING
 - GREEN BIKE LANE INTERSECTION MARKING PER CITY OF OAKLAND STANDARD DETAIL RM-9
 - TRAFFIC STRIPE DETAIL NO. PER CALTRANS STANDARD PLANS
 - CYCLE TRACK LANE STRIPE PER DETAIL ON THIS SHEET
 - ARROW TYPE VII (L/R) PER CALTRANS STANDARD PLAN A24A
 - ISA MARKING PER CALTRANS STANDARD PLAN A90A
 - ARROW TYPE I (10') PER CALTRANS STANDARD PLAN A24A

- CONSTRUCTION NOTES:**
1. INSTALL WHITE CONTINENTAL CROSSWALK PER CITY OF OAKLAND STANDARD DETAIL RM-4 AND RM-4A
 2. INSTALL 1' WIDE WHITE THERMOPLASTIC STRIPING 8' FROM CROSSWALK UNLESS OTHERWISE NOTED
 3. INSTALL BIKE LANE INTERSECTION MARKING DETAIL PER CITY OF OAKLAND DETAIL GB-4. SPACE MARKINGS PER DETAILS UNLESS OTHERWISE SHOWN.
 4. INSTALL ACCESSIBLE DIAGONAL PARKING STALL PER CALTRANS STANDARD PLAN A90B
 5. INSTALL ACCESSIBLE PARALLEL PARKING STALL PER CALTRANS STANDARD PLAN A90B
 6. INSTALL 6" WHITE STRIPE EVERY 5' O.C. AT 45 DEGREES.
 7. PAINT CURB YELLOW
 8. PAINT CURB BLUE
 9. INSTALL BIKE BOX PER CITY OF OAKLAND STANDARD DETAIL RM-8 AND RM-8A
 10. INSTALL CA MUTCD R99C (CA) SIGN
 11. INSTALL CA MUTCD R81 (CA) SIGN
 12. INSTALL CA MUTCD R7-1 SIGN

CITY OF OAKLAND
DEPARTMENT OF TRANSPORTATION
250 FRANK H. OGAWA PLAZA, SUITE 4314
OAKLAND, CA 94612
(510) 238-3437
FAX (510) 238-7227

**PLANS FOR THE CONSTRUCTION OF
27TH STREET COMPLETE STREETS PROJECT**

No.	DATE	BY	REFERENCE

WOOD RODGERS
BUILDING RELATIONSHIPS ONE PROJECT AT A TIME
3301 C ST, BLDG. 100-B TEL 916.341.7760
SACRAMENTO, CA 95816 FAX 916.341.7767

CHECKED BY	S. ROBINSON
DESIGNED BY	T. ROPER
DRAWN BY	T. ROPER

CONSTRUCTION PLANS:

SIGNAGE AND STRIPING PLAN

C1003978

SCALE: HOR: 1"=20' VERT: DATE: 06/2023	SHEET NO. T-1.1 55 OF 68
---	--------------------------------

DRAWING NAME: J:\003978 Oakland Transportation On-Call\TO 27th Street\Civil\Draw\02_Sheets\C_55-STRP01-27th.dwg
PLOT DATE: 06-28-24
PLOT BY: T. ROPER

CONSTRUCTION NOTES:

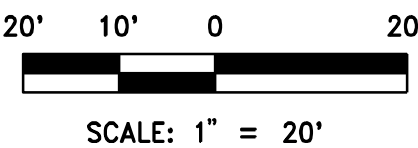
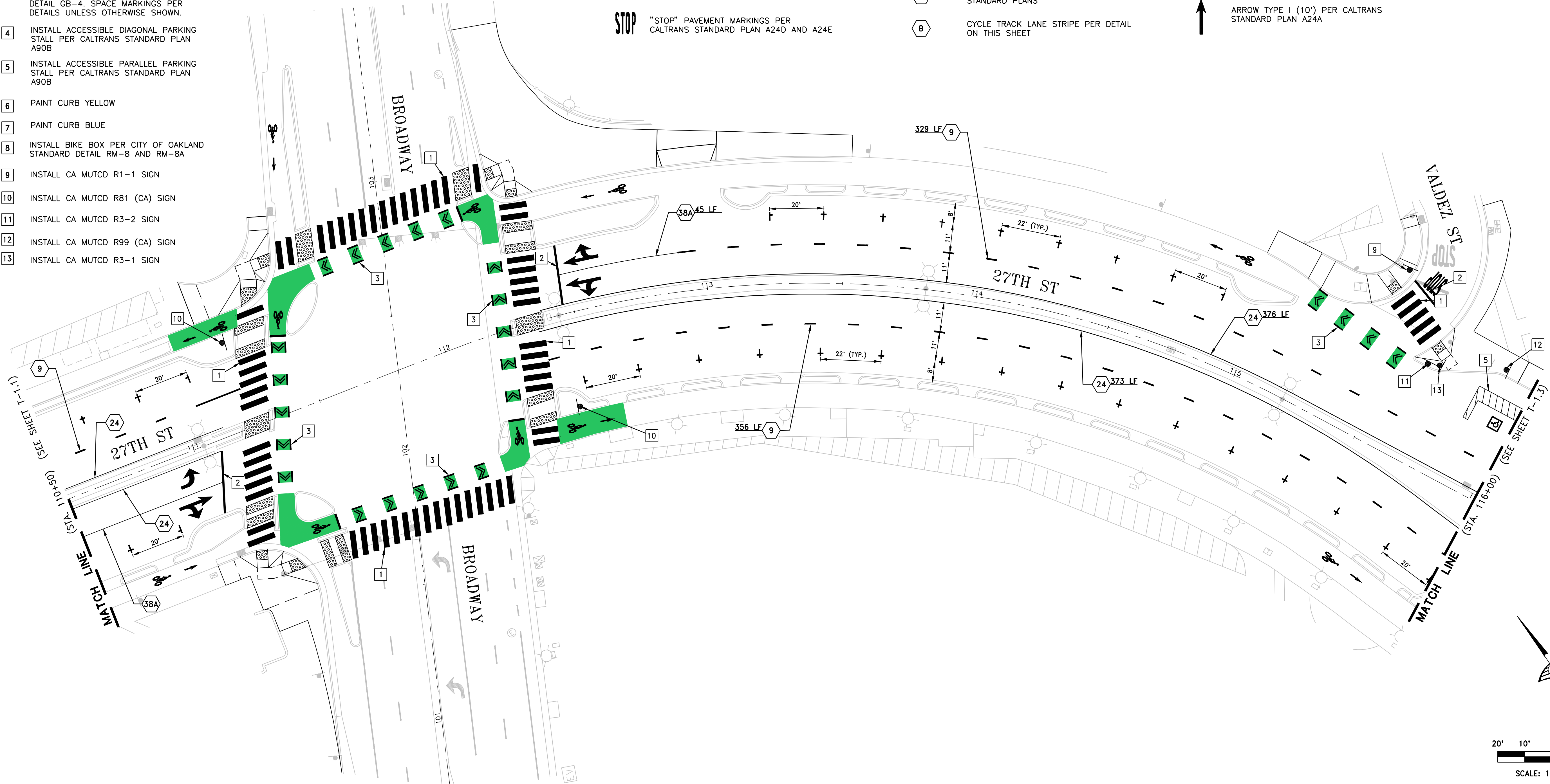
- 1 INSTALL WHITE CONTINENTAL CROSSWALK PER CITY OF OAKLAND STANDARD DETAIL RM-4 AND RM-4A
- 2 INSTALL 1' WIDE WHITE THERMOPLASTIC STRIPING 8' FROM CROSSWALK UNLESS OTHERWISE NOTED
- 3 INSTALL BIKE LANE INTERSECTION MARKING DETAIL PER CITY OF OAKLAND DETAIL GB-4. SPACE MARKINGS PER DETAILS UNLESS OTHERWISE SHOWN.
- 4 INSTALL ACCESSIBLE DIAGONAL PARKING STALL PER CALTRANS STANDARD PLAN A90B
- 5 INSTALL ACCESSIBLE PARALLEL PARKING STALL PER CALTRANS STANDARD PLAN A90B
- 6 PAINT CURB YELLOW
- 7 PAINT CURB BLUE
- 8 INSTALL BIKE BOX PER CITY OF OAKLAND STANDARD DETAIL RM-8 AND RM-8A
- 9 INSTALL CA MUTCD R1-1 SIGN
- 10 INSTALL CA MUTCD R81 (CA) SIGN
- 11 INSTALL CA MUTCD R3-2 SIGN
- 12 INSTALL CA MUTCD R99 (CA) SIGN
- 13 INSTALL CA MUTCD R3-1 SIGN

LEGEND:


- BIKE LANE SYMBOL AND ARROW, PER CITY OF OAKLAND STANDARD DETAIL RM-1
- PARKING STALL "TEE" PER CITY OF OAKLAND STANDARD DETAIL RM-11
- ARROW TYPE IV (L/R) PER CALTRANS STANDARD PLAN A24A
- "STOP" PAVEMENT MARKINGS PER CALTRANS STANDARD PLAN A24D AND A24E

- GREEN PAVEMENT MARKING
- GREEN BIKE LANE INTERSECTION MARKING PER CITY OF OAKLAND STANDARD DETAIL RM-9
- TRAFFIC STRIPE DETAIL NO. PER CALTRANS STANDARD PLANS
- CYCLE TRACK LANE STRIPE PER DETAIL ON THIS SHEET

- ARROW TYPE VII (L/R) PER CALTRANS STANDARD PLAN A24A
- ISA MARKING PER CALTRANS STANDARD PLAN A90A
- ARROW TYPE I (10') PER CALTRANS STANDARD PLAN A24A



CAUTION: THIS PLAN MAY BE REDUCED



CITY OF OAKLAND
DEPARTMENT OF TRANSPORTATION
250 FRANK H. OGAWA PLAZA, SUITE 4314
OAKLAND, CA 94612
(510) 238-3437
FAX (510) 238-7227

PLANS FOR THE CONSTRUCTION OF
27TH STREET COMPLETE STREETS PROJECT

No.	DATE	BY	REFERENCE

CONSTRUCTION PLANS:

SIGNAGE AND STRIPING PLAN

C1003978

SCALE:
HOR: 1"=20'
VERT:
DATE: 06/2023

SHEET NO.
T-1.2
56 OF 68

DRAWING NAME: J:\003978 Oakland Transportation On-Call\T-1.2 27th Street\Civil\Draw\02_Sheets\C_56-STRP02-27th.dwg
PLOT DATE: 06-27-24
PLOT BY: troper

LEGEND:

BIKE LANE SYMBOL AND ARROW, PER CITY OF OAKLAND STANDARD DETAIL RM-1

PARKING STALL "TEE" PER CITY OF OAKLAND STANDARD DETAIL RM-11

ARROW TYPE IV (L/R) PER CALTRANS STANDARD PLAN A24A

"STOP" PAVEMENT MARKINGS PER CALTRANS STANDARD PLAN A24D AND A24E

GREEN PAVEMENT MARKING

GREEN BIKE LANE INTERSECTION MARKING PER CITY OF OAKLAND STANDARD DETAIL RM-9

TRAFFIC STRIPE DETAIL NO. PER CALTRANS STANDARD PLANS

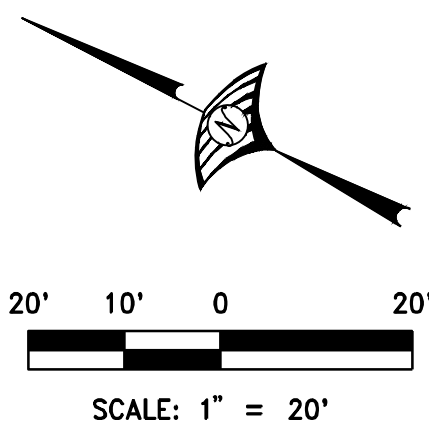
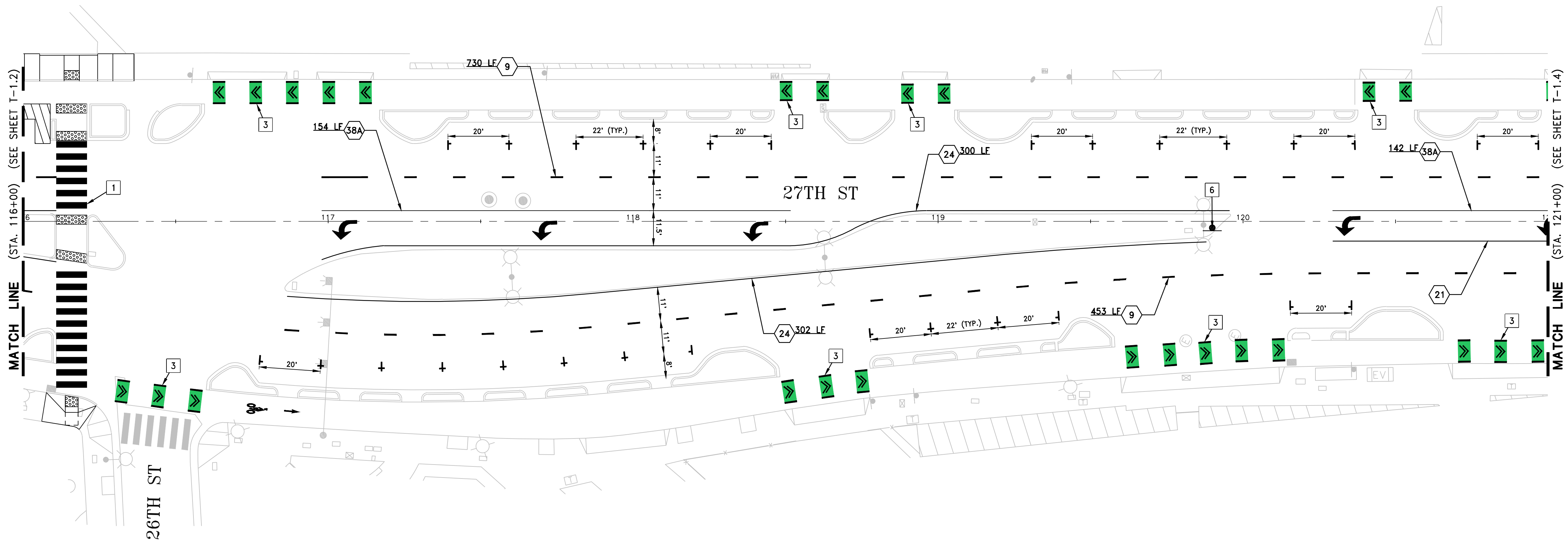
CYCLE TRACK LANE STRIPE PER DETAIL ON THIS SHEET

ARROW TYPE VII (L/R) PER CALTRANS STANDARD PLAN A24A

ISA MARKING PER CALTRANS STANDARD PLAN A90A

ARROW TYPE I (10') PER CALTRANS STANDARD PLAN A24A

- CONSTRUCTION NOTES:
1. INSTALL WHITE CONTINENTAL CROSSWALK PER CITY OF OAKLAND STANDARD DETAIL RM-4 AND RM-4A
 2. INSTALL 1' WIDE WHITE THERMOPLASTIC STRIPING 8" FROM CROSSWALK UNLESS OTHERWISE NOTED
 3. INSTALL BIKE LANE INTERSECTION MARKING DETAIL PER CITY OF OAKLAND DETAIL GB-4. SPACE MARKINGS PER DETAILS UNLESS OTHERWISE SHOWN.
 4. INSTALL ACCESSIBLE DIAGONAL PARKING STALL PER CALTRANS STANDARD PLAN A90B
 5. INSTALL ACCESSIBLE PARALLEL PARKING STALL PER CALTRANS STANDARD PLAN A90B
 6. INSTALL CA MUTCD R3-2 SIGN
 7. PAINT CURB YELLOW
 8. PAINT CURB BLUE
 9. INSTALL BIKE BOX PER CITY OF OAKLAND STANDARD DETAIL RM-8 AND RM-8A



WOOD RODGERS
BUILDING RELATIONSHIPS ONE PROJECT AT A TIME
3301 C ST, BLDG. 100-B TEL 916.341.7760
SACRAMENTO, CA 95816 FAX 916.341.7767

CHECKED BY S. ROBINSON

DESIGNED BY T. ROPER

DRAWN BY T. ROPER

CONSTRUCTION PLANS:

SIGNAGE AND STRIPING PLAN

C1003978

SCALE: HOR: 1"=20' VERT: DATE: 06/2023	SHEET NO. T-1.3 57 OF 68
---	--------------------------------

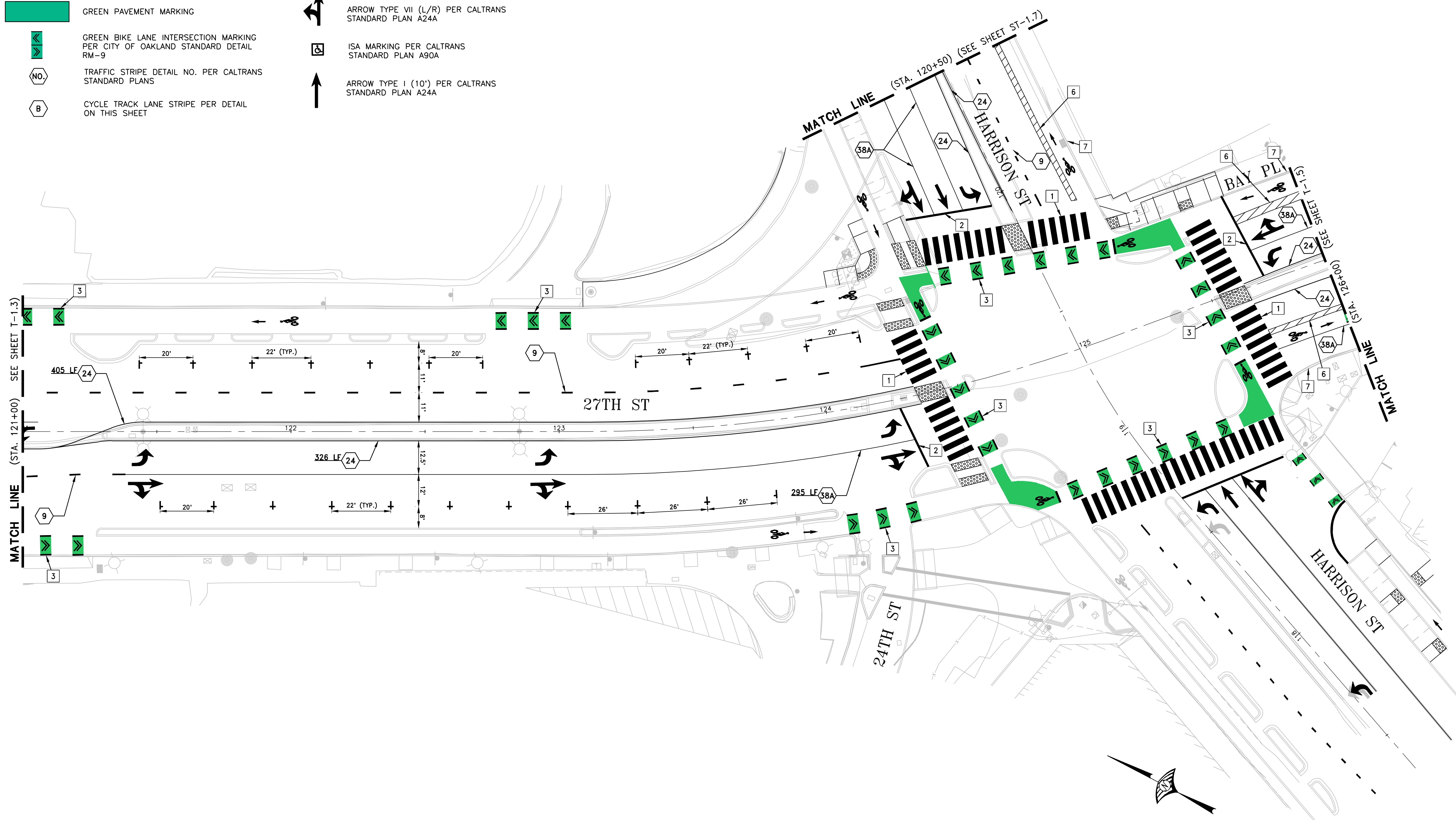
- LEGEND:**
- BIKE LANE SYMBOL AND ARROW, PER CITY OF OAKLAND STANDARD DETAIL RM-1
 - PARKING STALL "TEE" PER CITY OF OAKLAND STANDARD DETAIL RM-11
 - ARROW TYPE IV (L/R) PER CALTRANS STANDARD PLAN A24A
 - "STOP" PAVEMENT MARKINGS PER CALTRANS STANDARD PLAN A24D AND A24E

- GREEN PAVEMENT MARKING
- GREEN BIKE LANE INTERSECTION MARKING PER CITY OF OAKLAND STANDARD DETAIL RM-9
- TRAFFIC STRIPE DETAIL NO. PER CALTRANS STANDARD PLANS
- CYCLE TRACK LANE STRIPE PER DETAIL ON THIS SHEET


- ARROW TYPE VII (L/R) PER CALTRANS STANDARD PLAN A24A
- ISA MARKING PER CALTRANS STANDARD PLAN A90A
- ARROW TYPE I (10') PER CALTRANS STANDARD PLAN A24A

CONSTRUCTION NOTES:

- INSTALL WHITE CONTINENTAL CROSSWALK PER CITY OF OAKLAND STANDARD DETAIL RM-4 AND RM-4A
- INSTALL 1' WIDE WHITE THERMOPLASTIC STRIPING 8' FROM CROSSWALK UNLESS OTHERWISE NOTED
- INSTALL BIKE LANE INTERSECTION MARKING DETAIL PER CITY OF OAKLAND DETAIL GB-4. SPACE MARKINGS PER DETAILS UNLESS OTHERWISE SHOWN.
- INSTALL ACCESSIBLE DIAGONAL PARKING STALL PER CALTRANS STANDARD PLAN A90B
- INSTALL ACCESSIBLE PARALLEL PARKING STALL PER CALTRANS STANDARD PLAN A90B
- INSTALL 6" WHITE STRIPE EVERY 5' O.C. AT 45 DEGREES.
- PAINT CURB RED
- PAINT CURB YELLOW
- PAINT CURB BLUE
- INSTALL BIKE BOX PER CITY OF OAKLAND STANDARD DETAIL RM-8 AND RM-8A



CAUTION: THIS PLAN MAY BE REDUCED



CITY OF OAKLAND

DEPARTMENT OF TRANSPORTATION
250 FRANK H. OGAWA PLAZA, SUITE 4314
OAKLAND, CA 94612
(510) 238-3437
FAX (510) 238-7227

**PLANS FOR THE CONSTRUCTION OF
27TH STREET COMPLETE STREETS PROJECT**

No.	DATE	BY	REFERENCE

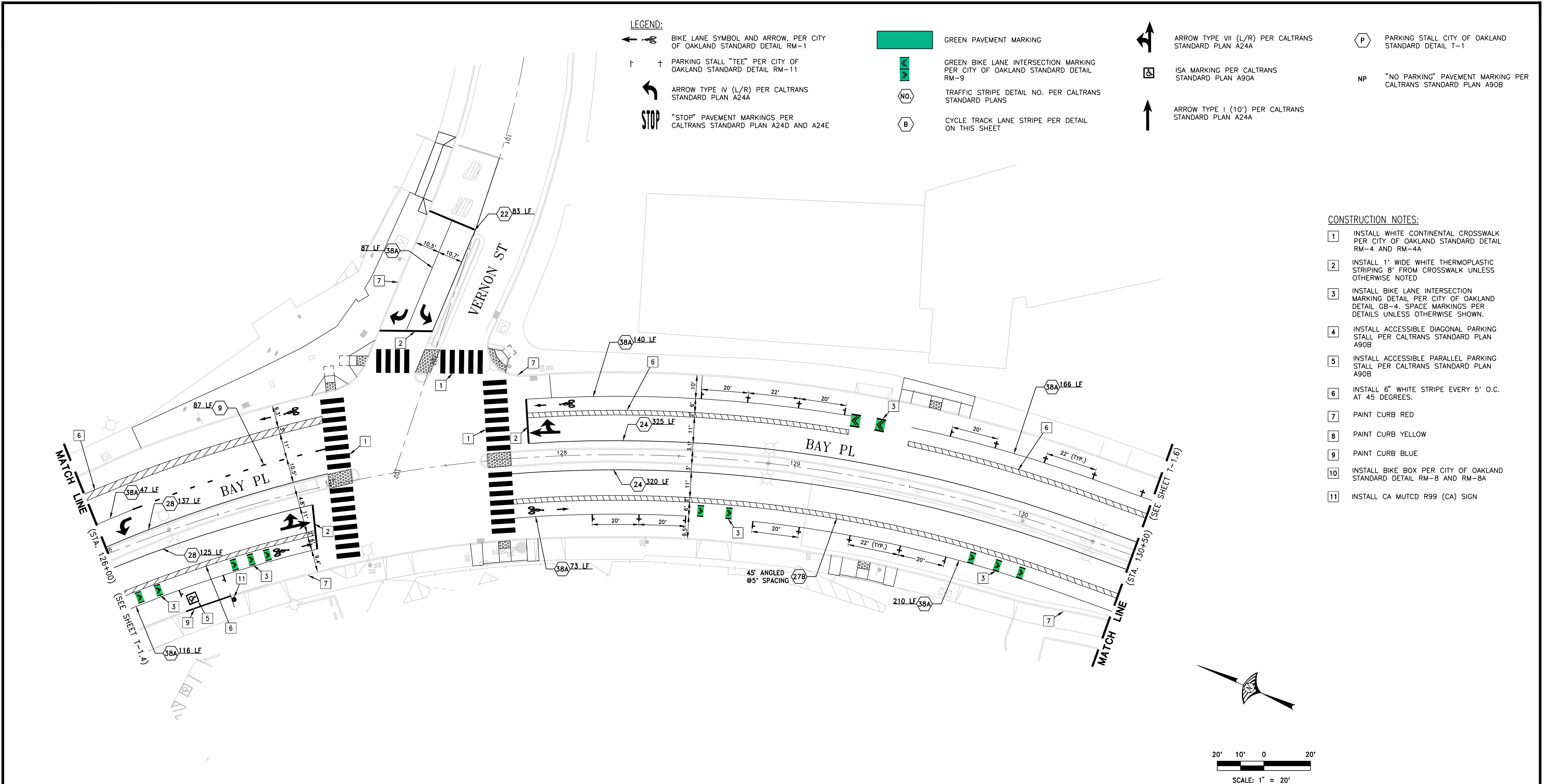
CONSTRUCTION PLANS:

SIGNAGE AND STRIPING PLAN

C1003978

SCALE: 1"=20'
HOR: VERT: DATE: 06/2023
SHEET NO. T-1.4
58 OF 68

DRAWING NAME: J:\003978 Oakland Transportation On-Call\T-1.4 27th Street\Civil\Draw\02_Sheets\C_58-STRP04-27th.dwg
PLOT DATE: 06-27-24
PLOT BY: TROPER



CAUTION: THIS PLAN MAY BE REDUCED

CITY OF OAKLAND
DEPARTMENT OF TRANSPORTATION
250 FRANK H. OGAWA PLAZA, SUITE 4314
OAKLAND, CA 94612
(510) 238-3437
FAX (510) 238-7227

PLANS FOR THE CONSTRUCTION OF
27TH STREET COMPLETE STREETS PROJECT

No.	DATE	BY	REFERENCE

WOOD RODGERS
BUILDING RELATIONSHIPS ONE PROJECT AT A TIME
3301 C ST., BLDG. 100-B TEL 916.341.7760
SACRAMENTO, CA 95816 FAX 916.341.7767

CHECKED BY	S. ROBINSON
DESIGNED BY	T. ROPER
DRAWN BY	T. ROPER

CONSTRUCTION PLANS:

SIGNAGE AND STRIPING PLAN

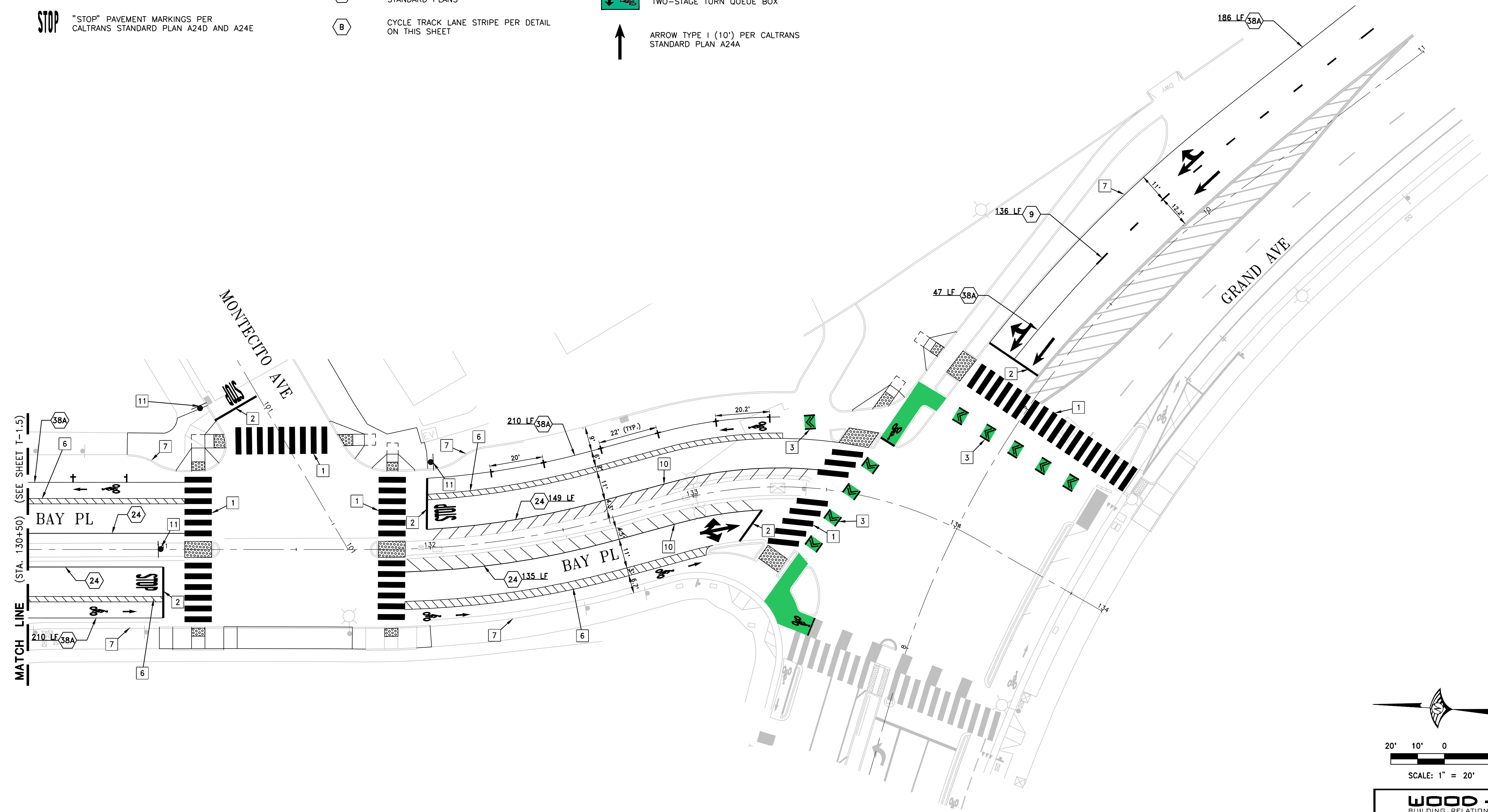
C1003978

SCALE: HOR: 1"=20' VERT: DATE: 06/2023	SHEET NO. T-1.5 59 OF 68
---	--------------------------------

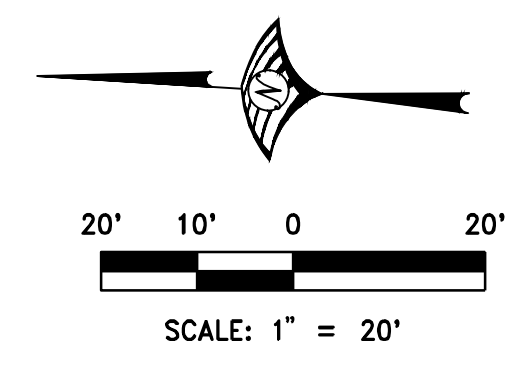
DRAWING NAME: J:\003978 Oakland Transportation On-Call\T0 27th Street\Civil\Draw\02_Sheets\C_59-STRPOS-27th.dwg
PLOT DATE: 06-27-24
PLOT BY: troper

- LEGEND:
- BIKE LANE SYMBOL AND ARROW, PER CITY OF OAKLAND STANDARD DETAIL RM-1
 - PARKING STALL "TEE" PER CITY OF OAKLAND STANDARD DETAIL RM-11
 - ARROW TYPE IV (L/R) PER CALTRANS STANDARD PLAN A24A
 - "STOP" PAVEMENT MARKINGS PER CALTRANS STANDARD PLAN A24D AND A24E


- GREEN PAVEMENT MARKING
- GREEN BIKE LANE INTERSECTION MARKING PER CITY OF OAKLAND STANDARD DETAIL RM-9
- TRAFFIC STRIPE DETAIL NO. PER CALTRANS STANDARD PLANS
- CYCLE TRACK LANE STRIPE PER DETAIL ON THIS SHEET
- ARROW TYPE VII (L/R) PER CALTRANS STANDARD PLAN A24A
- ISA MARKING PER CALTRANS STANDARD PLAN A90A
- TWO-STAGE TURN QUEUE BOX
- ARROW TYPE I (10') PER CALTRANS STANDARD PLAN A24A



- CONSTRUCTION NOTES:
- 1. INSTALL WHITE CONTINENTAL CROSSWALK PER CITY OF OAKLAND STANDARD DETAIL RM-4 AND RM-4A
 - 2. INSTALL 1' WIDE WHITE THERMOPLASTIC STRIPING 8" FROM CROSSWALK UNLESS OTHERWISE NOTED
 - 3. INSTALL BIKE LANE INTERSECTION MARKING DETAIL PER CITY OF OAKLAND DETAIL GB-4. SPACE MARKINGS PER DETAILS UNLESS OTHERWISE SHOWN.
 - 4. INSTALL ACCESSIBLE, DIAGONAL PARKING STALL PER CALTRANS STANDARD PLAN A90B
 - 5. INSTALL ACCESSIBLE PARALLEL PARKING STALL PER CALTRANS STANDARD PLAN A90B
 - 6. INSTALL 6" WHITE STRIPE EVERY 5' O.C. AT 45 DEGREES.
 - 7. PAINT CURB RED
 - 8. PAINT CURB YELLOW
 - 9. PAINT CURB BLUE
 - 10. INSTALL 6" YELLOW STRIPE EVERY 5' O.C. AT 45 DEGREES.
 - 11. INSTALL CA MUTCD R1-1 (CA) SIGN



CAUTION: THIS PLAN MAY BE REDUCED



CITY OF OAKLAND

DEPARTMENT OF TRANSPORTATION

250 FRANK H. OGAWA PLAZA, SUITE 4314
OAKLAND, CA 94612
(510) 238-3437
FAX (510) 238-7227

PLANS FOR THE CONSTRUCTION OF
27TH STREET COMPLETE STREETS PROJECT

No.	DATE	BY	REFERENCE

WOOD RODGERS

BUILDING RELATIONSHIPS ONE PROJECT AT A TIME

3301 C ST, BLDG. 100-B TEL 916.341.7760
SACRAMENTO, CA 95816 FAX 916.341.7767

CHECKED BY

S. ROBINSON

DESIGNED BY

T. ROPER

DRAWN BY

T. ROPER

CONSTRUCTION PLANS:

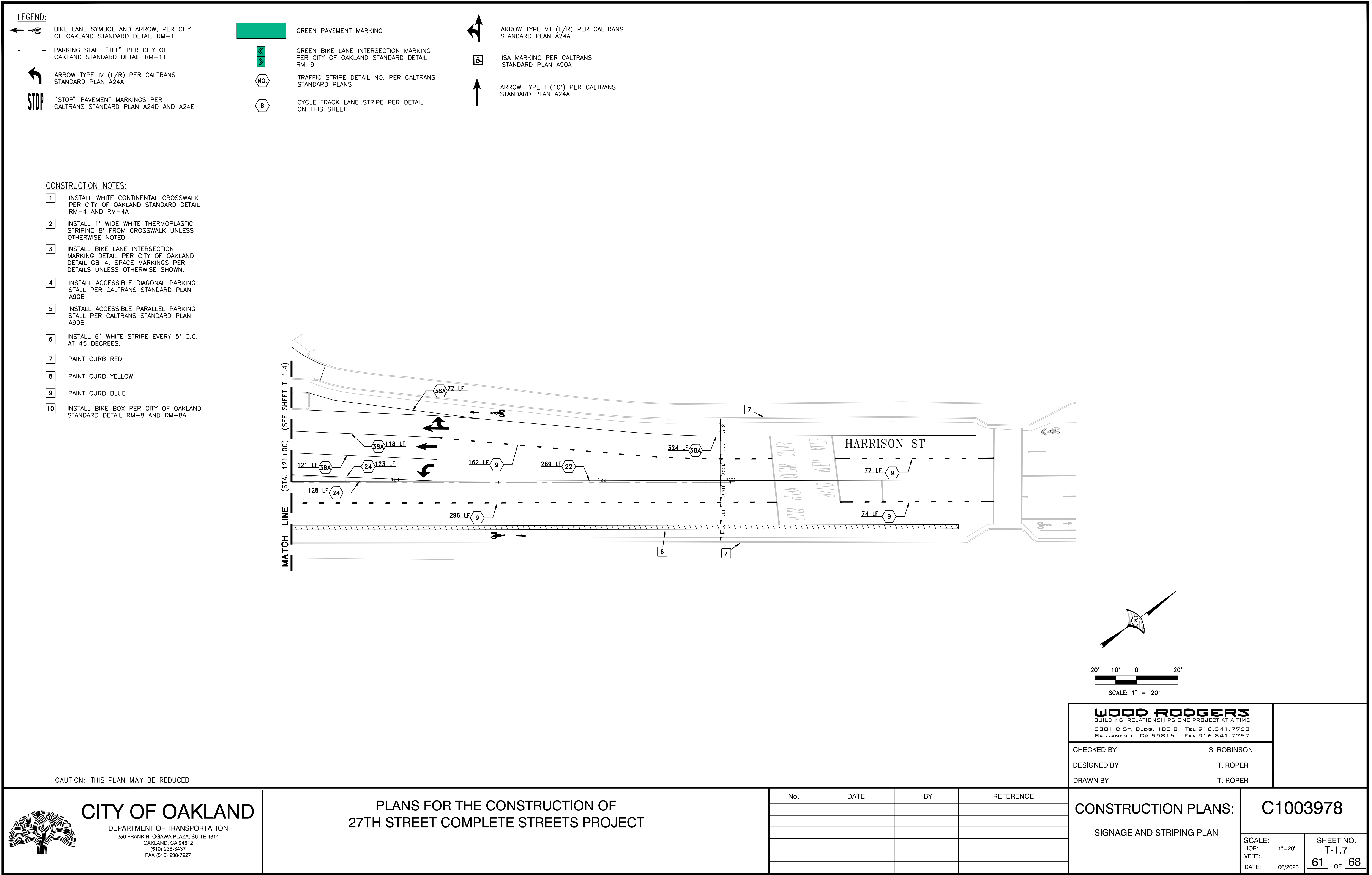
SIGNAGE AND STRIPING PLAN

C1003978

SCALE:
HOR: 1"=20'
VERT:
DATE: 06/2023

SHEET NO.
T-1.6
60 OF 68

J:\Jobs\8785 Oakland Transportation On-Call\TO 27th Street\Civil\Draw\02_Sheets\C_60-STRP06-27th.dwg
06/27/24
Tropen



ARROW TYPE VII (L/R) PER CALTRANS STANDARD PLAN A24A

ISA MARKING PER CALTRANS STANDARD PLAN A90A

ARROW TYPE I (10') PER CALTRANS STANDARD PLAN A24A

1

INSTALL WHITE CONTINENTAL CROSSWALK PER CITY OF OAKLAND STANDARD DETAIL RM-4 AND RM-4A

2

INSTALL 1' WIDE WHITE THERMOPLASTIC STRIPING 8' FROM CROSSWALK UNLESS OTHERWISE NOTED

3

INSTALL BIKE LANE INTERSECTION MARKING DETAIL PER CITY OF OAKLAND DETAIL GB-4. SPACE MARKINGS PER DETAILS UNLESS OTHERWISE SHOWN.

4

INSTALL ACCESSIBLE DIAGONAL PARKING STALL PER CALTRANS STANDARD PLAN A90B

5

INSTALL ACCESSIBLE PARALLEL PARKING STALL PER CALTRANS STANDARD PLAN A90B

6

INSTALL 6" WHITE STRIPE EVERY 5' O.C. AT 45 DEGREES.

7

PAINT CURB RED

8

PAINT CURB YELLOW

9

PAINT CURB BLUE

10

INSTALL BIKE BOX PER CITY OF OAKLAND STANDARD DETAIL RM-8 AND RM-8A

WOOD RODGERS

BUILDING RELATIONSHIPS ONE PROJECT AT A TIME

3301 C ST, BLDG. 100-B TEL 916.341.7760

SACRAMENTO, CA 95816 FAX 916.341.7767

CHECKED BY

S. ROBINSON

DESIGNED BY

T. ROPER

DRAWN BY

T. ROPER

CONSTRUCTION PLANS:

SIGNAGE AND STRIPING PLAN

C1003978

SCALE: 1"=20'

HOR: 1"=20'

VERT: 61

DATE: 06/2023

SHEET NO. T-1.7

OF 68

CAUTION: THIS PLAN MAY BE REDUCED

CITY OF OAKLAND

DEPARTMENT OF TRANSPORTATION

250 FRANK H. OGAWA PLAZA, SUITE 4314

OAKLAND, CA 94612

(510) 238-3437

FAX (510) 238-7227

PLANS FOR THE CONSTRUCTION OF

27TH STREET COMPLETE STREETS PROJECT

No.	DATE	BY	REFERENCE

DRAWING NAME: J:\Jobs\8785 Oakland Transportation On-Call\TO 27th Street\Civil\Draw\02_Sheets\C_61-STRP07-27th.dwg
PLOT DATE: 06-27-24
PLOT BY: T. ROPER