


Alameda County-Oakland Community Action Partnership



What is the Community Services Block Grant (CSBG)?


- Federal funding to support local Community Action Agencies which are governed by the principle of community self help
- Funding is based on a calendar year (Jan-Dec)
- Funds are block granted to the States for oversight and administration
- States calculate and distribute funds to local Community Action Agencies based on the number of people documented in the US Census as living in poverty

(Governed by State Government Code Section 12725-12729)

History of Community Action

1964

President Lyndon B. Johnson declares “War on Poverty” and signs the Economic Opportunity Act of 1964, establishing Community Action Agencies



History of Community Action, cont'd

- 1971** Community Action brought Head Start to the City – Department of Human Services
- 1977** Community Action helped start the Oakland Paratransit for the Elderly (OPED)
- 1979** Community Action served as advocate to start the City's Multi-Senior Service Program (MSSP)
- 1998** Community Action received \$2 million dollars to implement a Welfare-to-Work program
- 2003** Community Action helped secure a \$1 million dollar grant for Project Choice (EITC Launched)
- 2005** Community Action secured \$250,000 from USDA for Food Stamp Outreach
- 2007** Community Action secured \$250,000 from HHS for IDA's
- 2009** Community Action received \$1.2 million in ARRA funding and Bank On Oakland is launched
- 2011** OCAP expanded throughout Alameda County creating AC-OCAP
- 2019** AC-OCAP received \$176,000 from State Franchise Tax Board to support Alameda County EITC Coalition
- 2020** AC-OCAP received \$1.9 million in Coronavirus Aid, Relief, And Economic Security (CARES) Act Funding
- 2021** AC-OCAP celebrates 50th Anniversary of Helping People ... Changing Lives

Alameda County - Oakland Community Action Partnership (AC-OCAP)

VISION STATEMENT

To end poverty within the City of Oakland and throughout Alameda County

MISSION STATEMENT

To improve our community by creating pathways that lead to economic empowerment and prosperity

PURPOSE

The Community Action Partnership has the responsibility to plan, develop, and execute efforts to alleviate poverty and work toward systemic change to enhance the opportunities for families of low-income throughout Alameda County to achieve self-sufficiency

AC-OCAP's Self-Sufficiency Definition

Having the means and opportunity to meet a range of individual needs

Governance of Community Action Partnership (CAP)

Mandated Three Part Administering Board Structure (18 members)

1. Public Official Representatives (6)

- Oakland City Council Members
 - Councilmember Carroll Fife (District 3)
 - Councilmember Noel Gallo (District 5)
 - Councilmember Treva Reid (District 7)
- City of Oakland Mayor
 - Mayor Libby Schaaf
- Alameda County Board of Supervisors
 - Supervisor Wilma Chan (District 3)
 - Supervisor Nate Miley (District 4)

2. Representatives of private groups and interests (3)

- Oakland Rotary
- Alameda County Social Services
- United Seniors

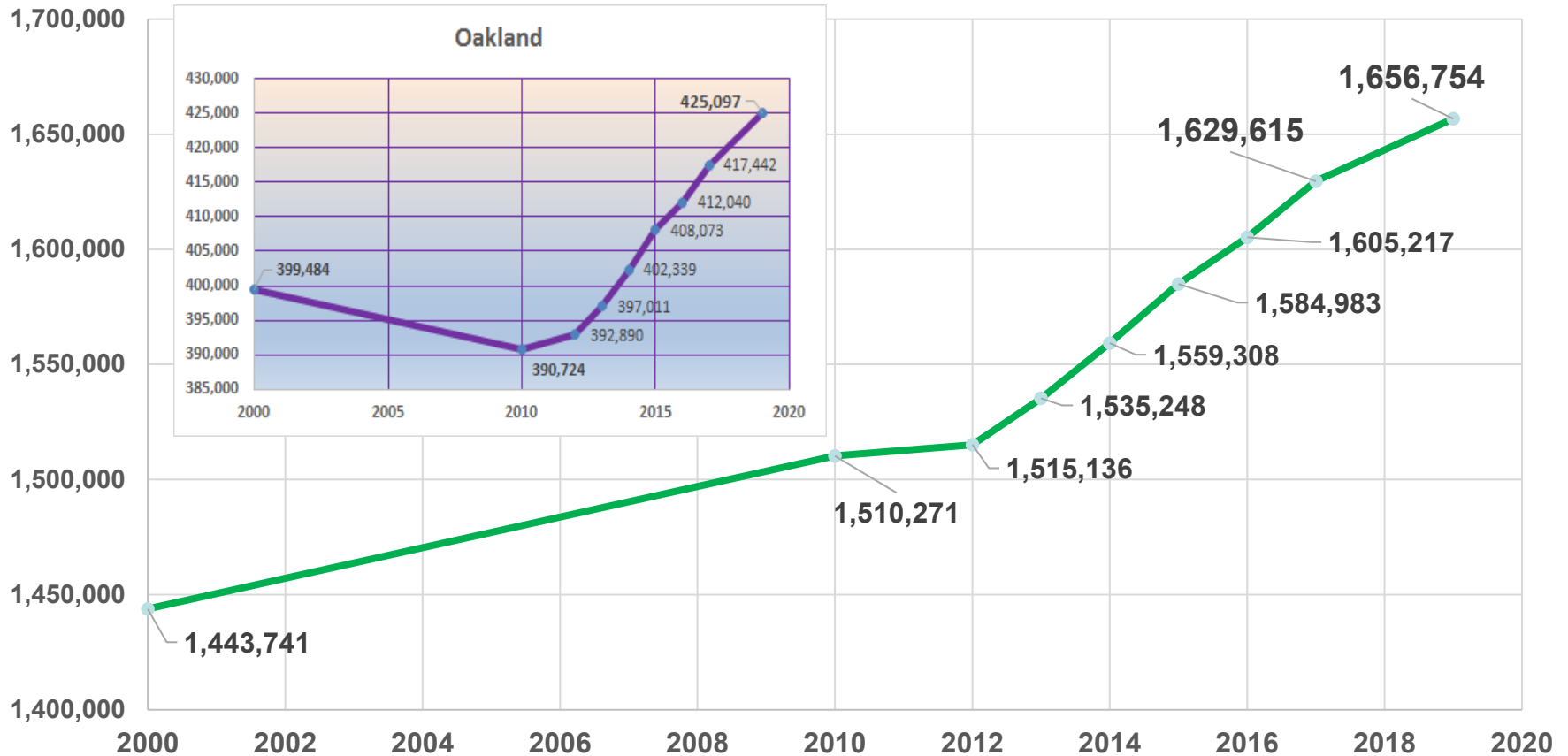
3. “Not fewer” than 1/3 are democratically elected/ selected from the low-income community (9)

- (7) Low-income residents from Oakland
- (2) Low-income Alameda County residents



Alameda County's Community Demographics

Population Growth



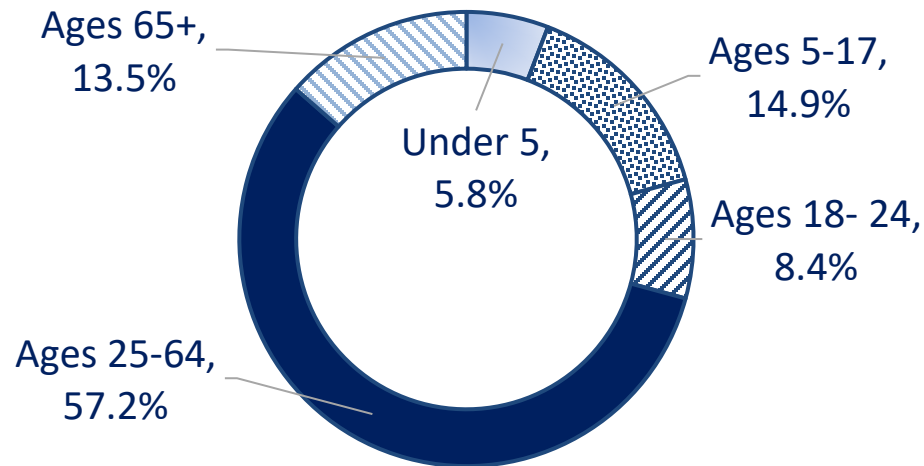
Source: US Census 2000 and 2010; ACS 5-Year Estimates - 2008-2012, 2009-2013, 2010-2014, 2011-2015, 2012-2016, 2013-2017, 2014-2018, and 2015-2019 – B01003 Total Population

Alameda County's Community Demographics

2015 - 2019 American Community Survey:

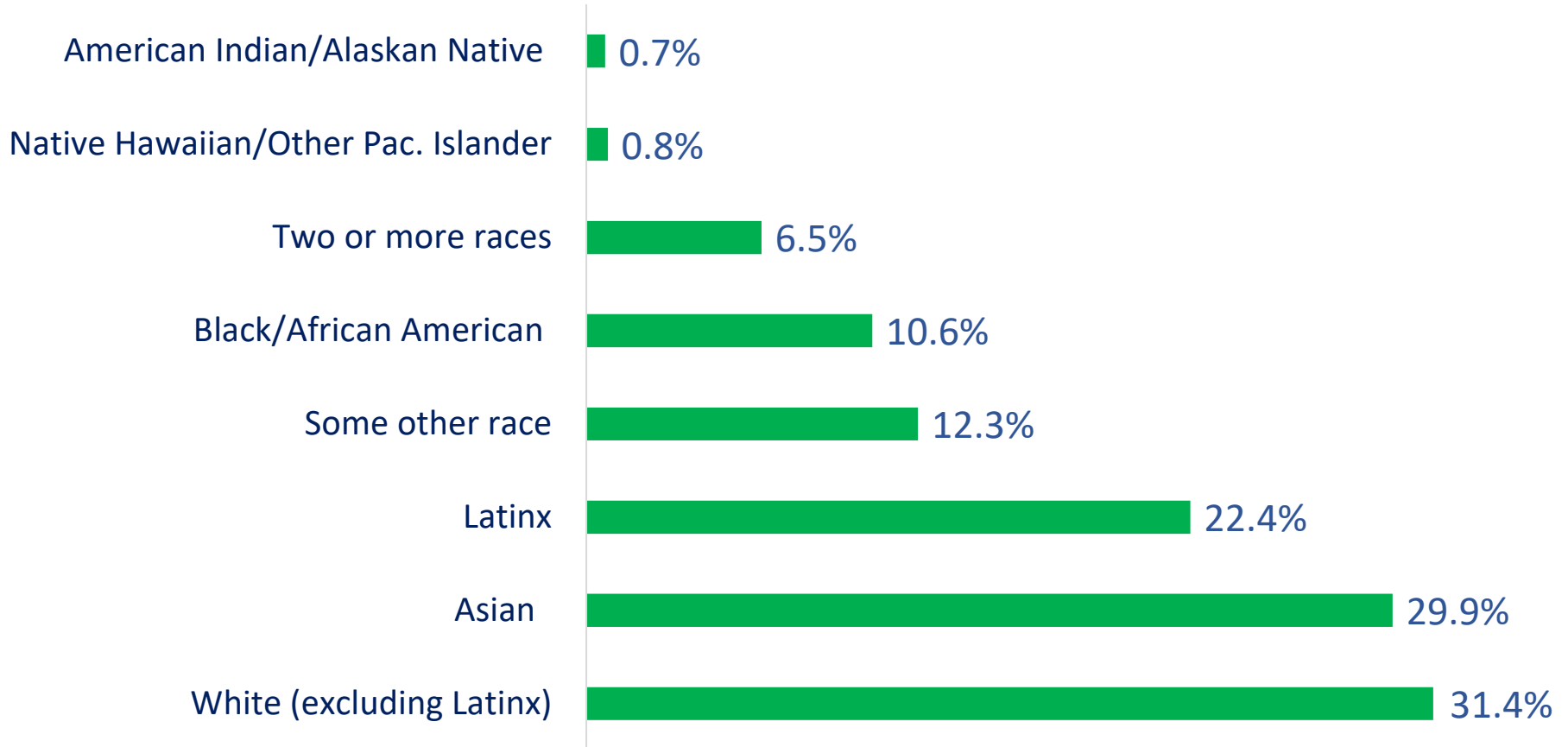
- Alameda County Total Population: **1,656,754**; 10.79% increase from 2010
- Oakland Total Population: **425,097**; 8.9% increase from 2010

Alameda County Residents by Age



Source: U.S. Census Bureau, 2015-2019 American Community Survey 5-Year Estimates – S0101

Alameda County's Community Demographics by Race



Source: US Census Bureau, 2015-2019 ACS 5-Year Estimates – B02001 - Race



2021 Federal Poverty Guidelines

48 Contiguous States & the District of Columbia

Size of Family Unit or Number in Household	Monthly Poverty Guideline	Annual Poverty Guideline	200% of Poverty
1	\$1,073.33	\$12,880	\$25,760
2	\$1,451.67	\$17,420	\$34,840
3	\$1,830.00	\$21,960	\$43,920
4	\$2,208.33	\$26,500	\$53,000
5	\$2,586.67	\$31,040	\$62,080
6	\$2,965.00	\$35,580	\$71,160
7	\$3,343.33	\$40,120	\$80,240
8	\$3,721.67	\$44,660	\$89,320

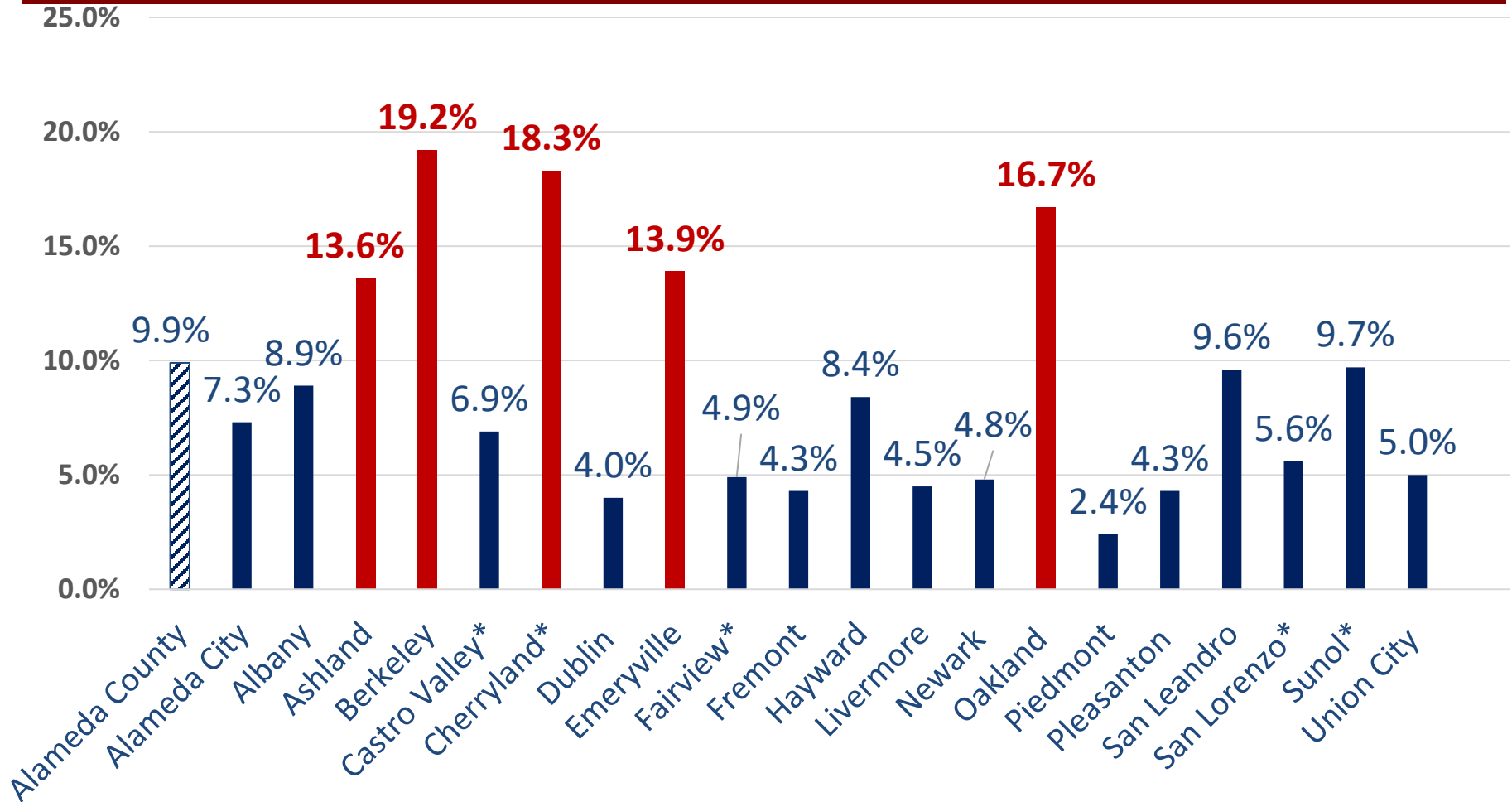
Source: 2021 U.S. Dept. of Health & Human Services Poverty Guidelines <https://aspe.hhs.gov/poverty-guidelines>

Alameda County & Oakland's Low-Income Community Profile

	2000 Below Poverty	% of Total Pop.	2010 Below Poverty	% of Total Pop.	2015-19 Below Poverty	% of Total Pop.	Change from 2010
Alameda County	156,804	11.0%	172,348	11.7%	161,581	9.91%	(10,767)
Oakland	76,489	19.4%	74,335	19.3%	70,358	16.7%	(3,977)
Alameda County without Oakland & Berkeley	60,820	6.4%	79,543	8.1%	70,786	6.4%	(8,757)
AC-OCAP Areas	137,309	9.6%	153,878	10.4%	141,144	9.3%	(12,734)
Berkeley	19,495	20.0%	18,470	18.4%	20,437	19.2%	1,967

Source: US Census 2000, 2010, and 2015-2019 ACS 5-Year Estimates— S1701

Residents Living in Poverty in Alameda County by City and Unincorporated Area



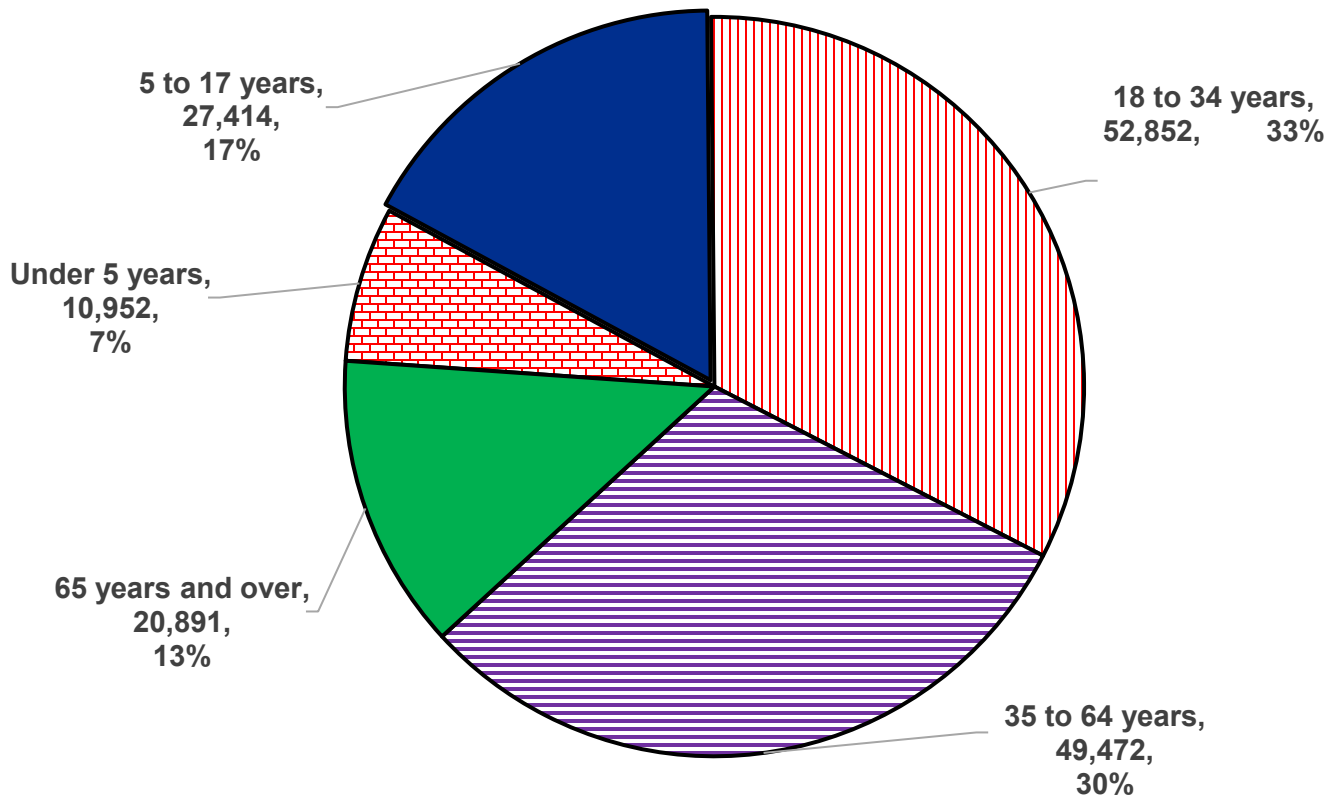
Source: US Census Bureau, 2015-2019 American Community Survey 5-Year Estimates – S1701

Note: Berkeley poverty is overstated due to the number of college students

* Unincorporated areas

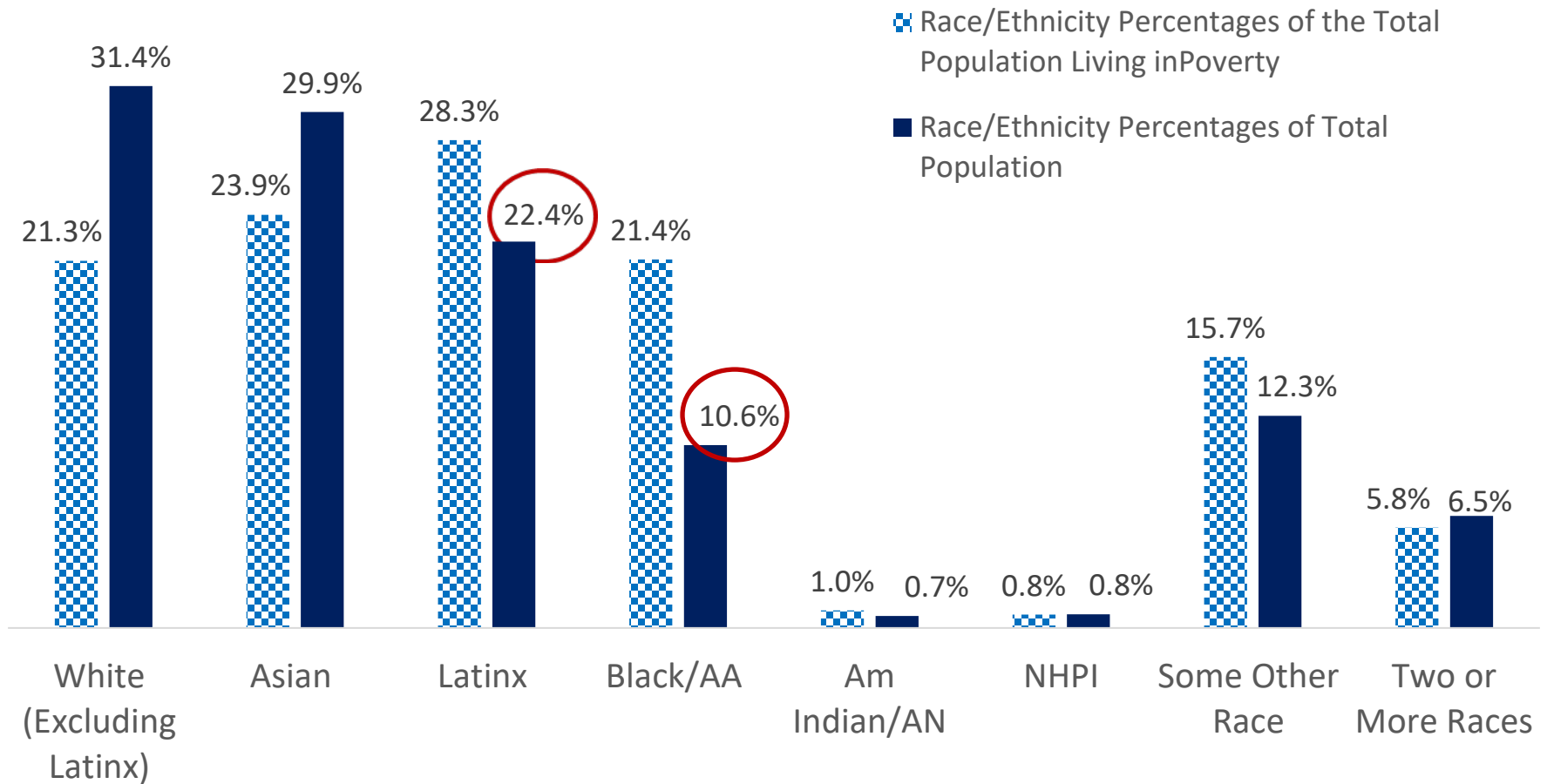
Residents Living in Poverty in Alameda County by Age

Alameda County Residents BPL = 161,581



Source: US Census Bureau, 2015-2019 American Community Survey 5-Year Estimates - S1701

Alameda County Population Living in Poverty by Race & Ethnicity



Source: US Census Bureau, 2015-2019 American Community Survey 5-Year Estimates - S1701

Alameda County's Community Indicators of Poverty

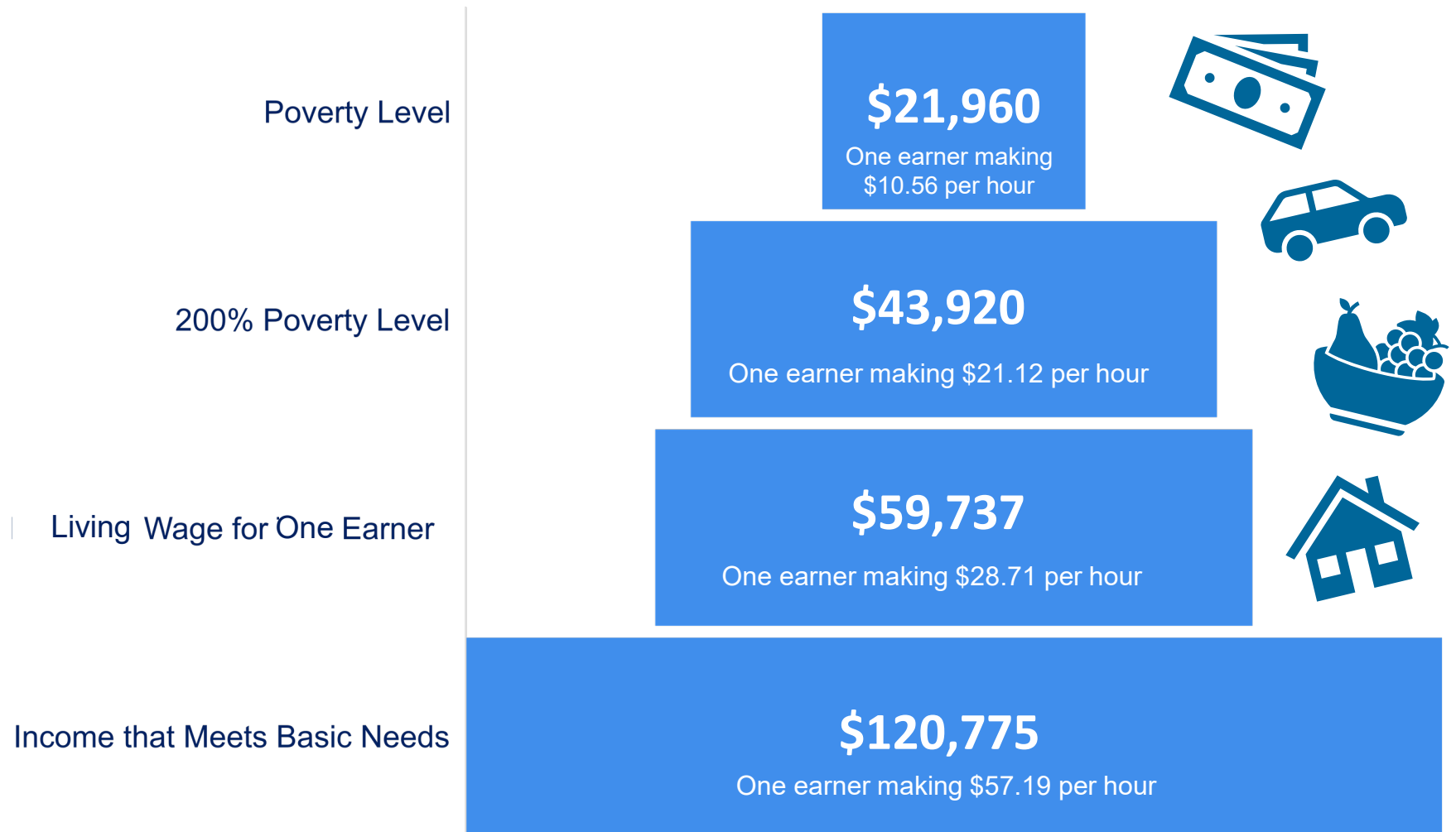
- **Income**
- **Food Security**
- **Unemployment**
- **Housing**
- **Education**
- **Unhoused Population**
- **Health**
- **Public Safety**

Annual **Income** for Family of Four in Alameda County by Type



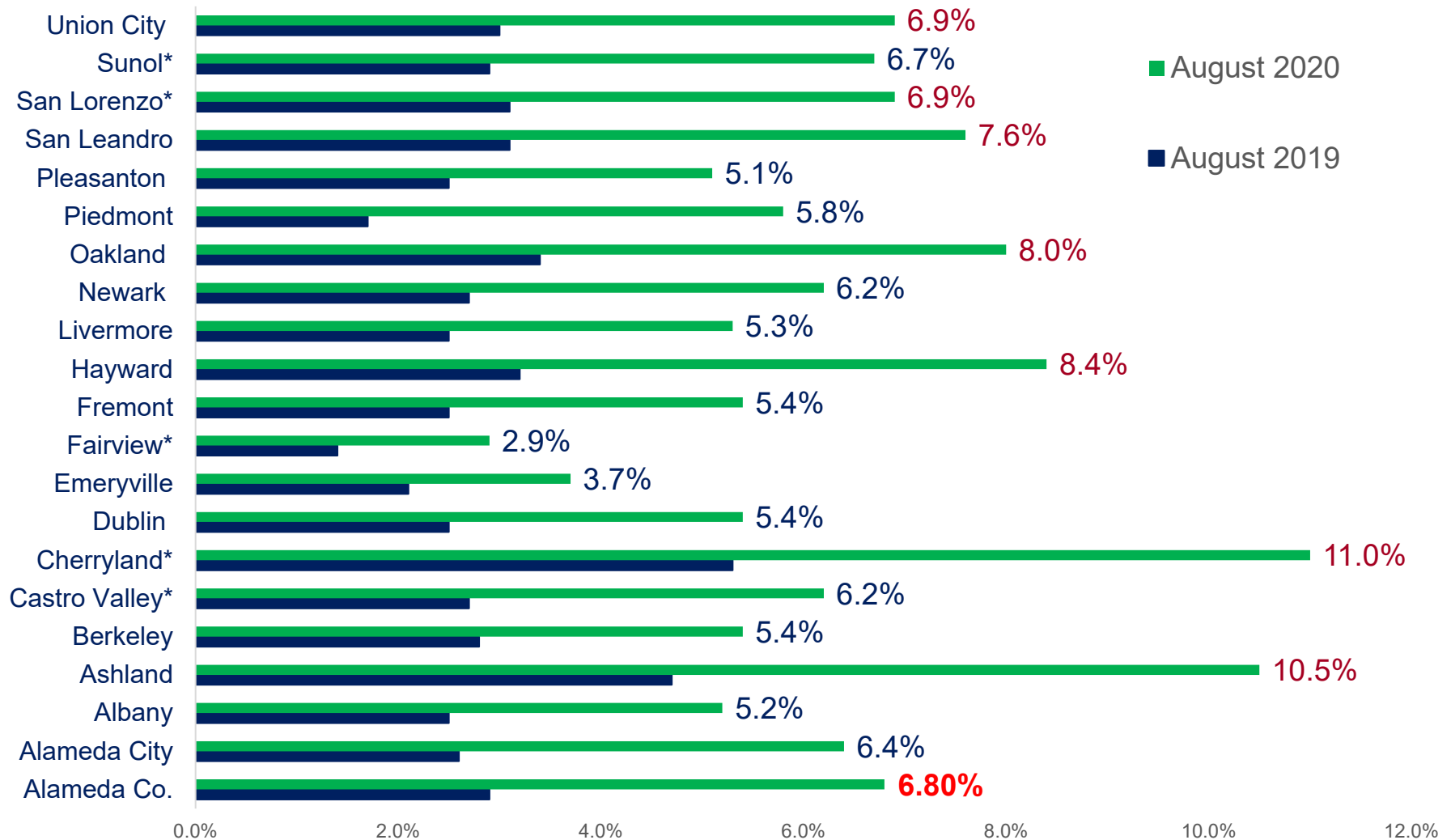
Source: Insight Center for Community Economic Development's (ICCED) Family Needs Calculator for 2021

Annual **Income** for Single Wage Earner with Two Children by Type



Source: Insight Center for Community Economic Development's (ICCED) Family Needs Calculator for 2021

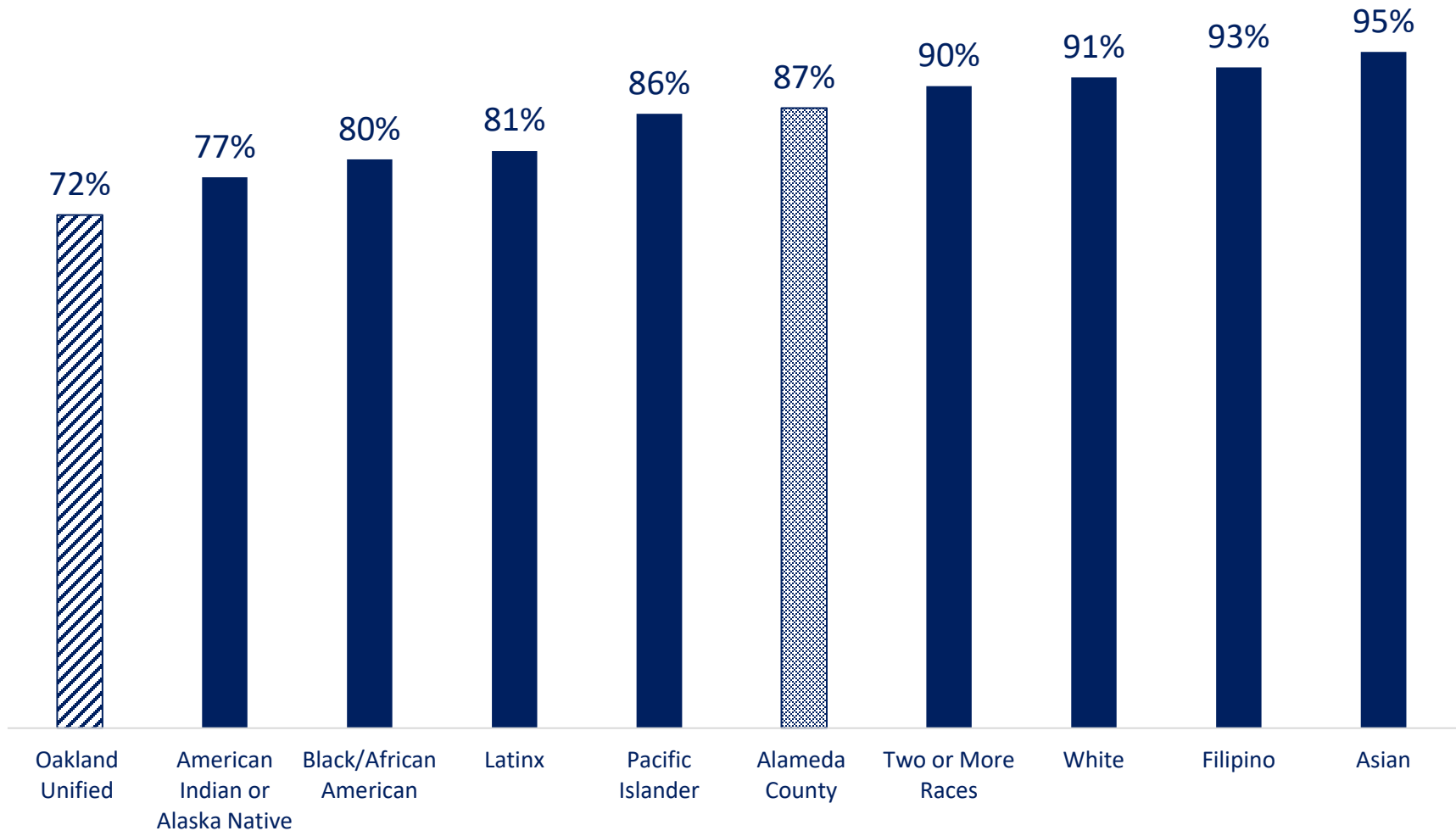
Unemployment Rates by Alameda County City and Unincorporated Area 2019 v. 2020



Source: Employment Development Department

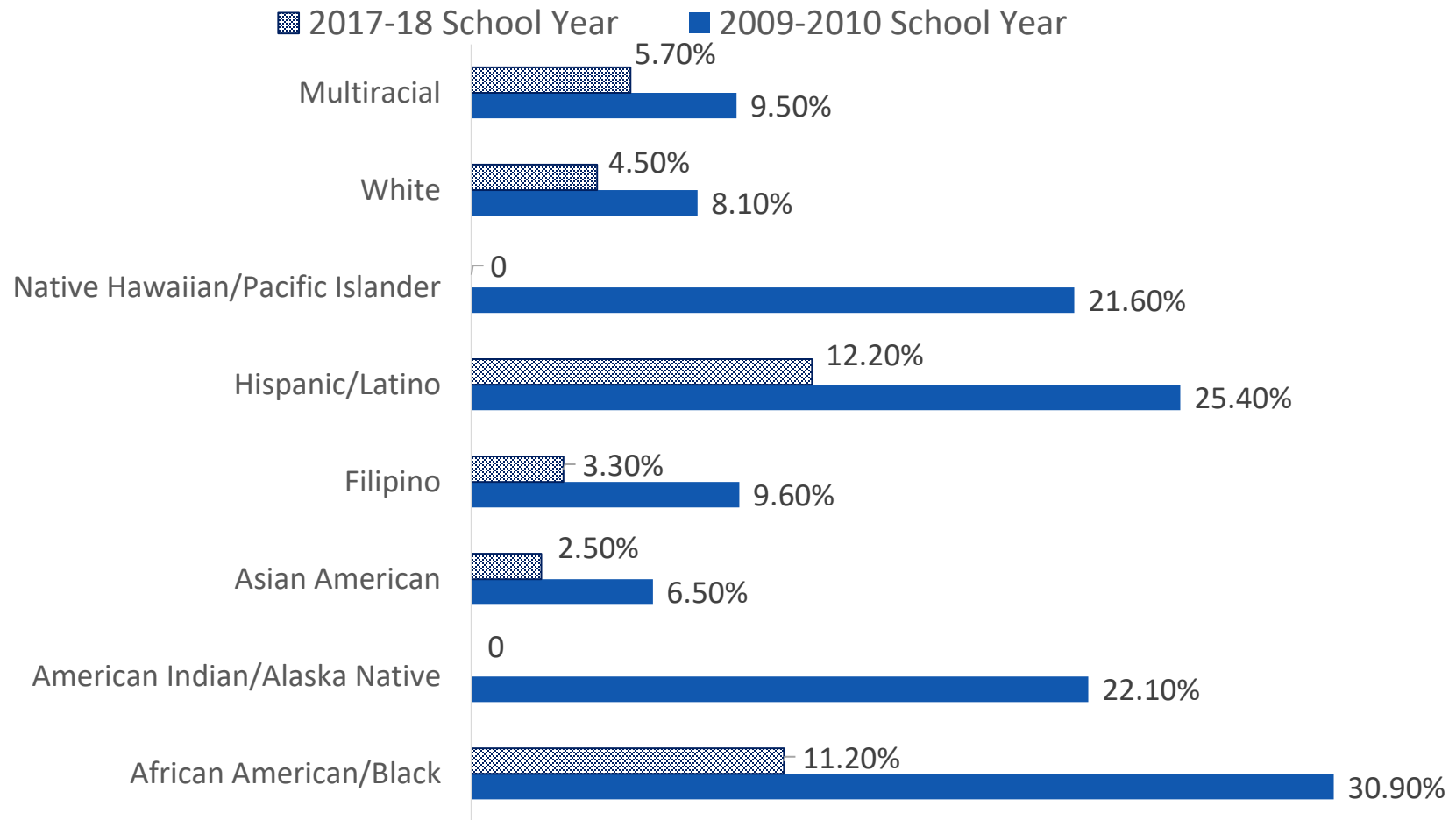


Education – Alameda County High School Graduation Rates for 2019-20



Source: California Department of Education Data Reporting Office 2019-20

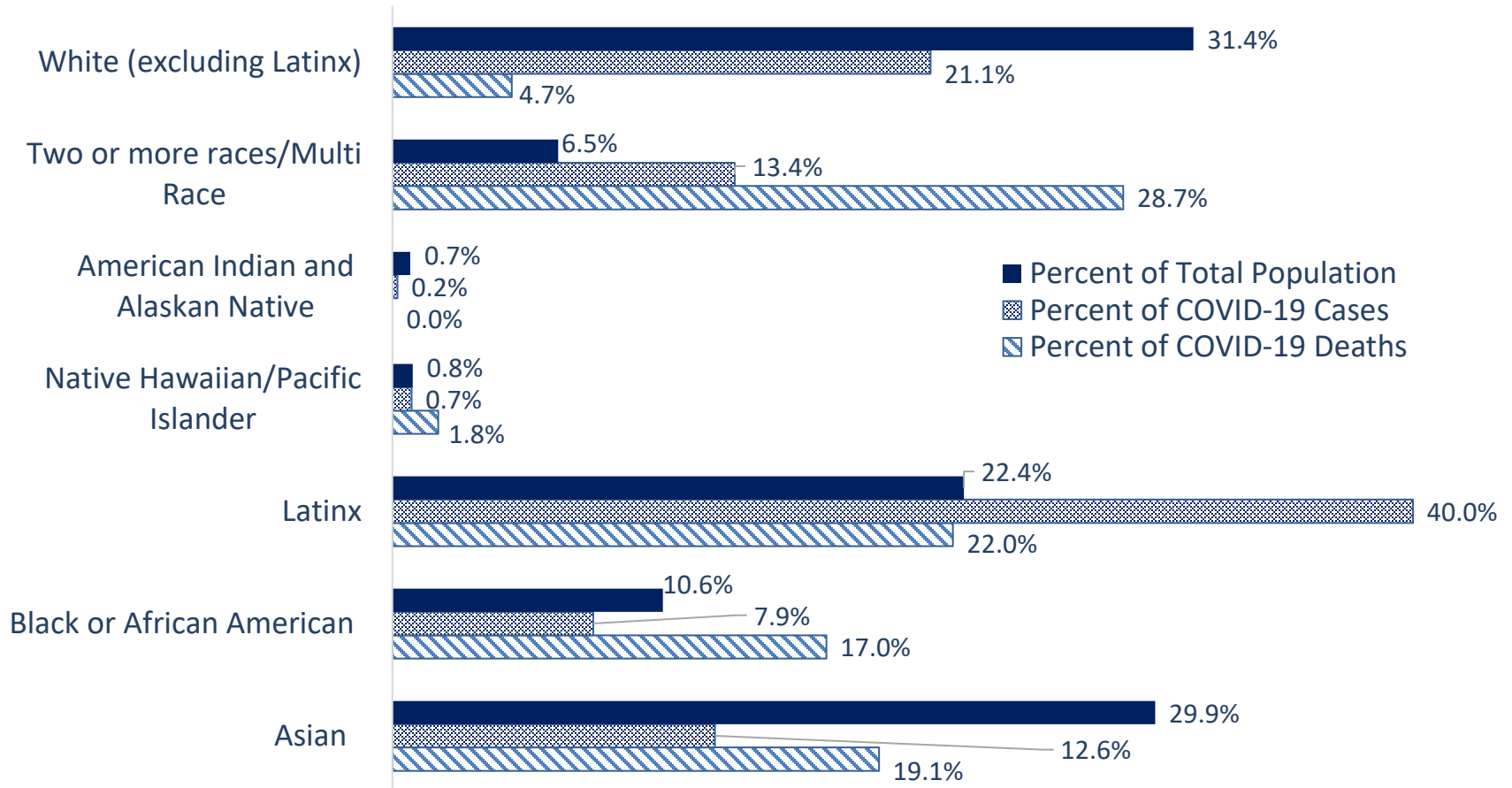
Education – Alameda County Students Not Completing High School 2009-10 v. 2017-18 School Years



Source: California Dept. of Education, [Cohort Outcome Data](#) (Jun. 2017) & [Adjusted Cohort Graduation Rate and Outcome Data](#) (May 2019).

Health – COVID-19 Impact

Alameda County Race/Ethnicity Breakdown of Total Population, COVID-19 Cases, and COVID-19 Deaths, as of April, 2021



Source: Alameda County Public Health Department, COVID-19 Data Dashboard

Food Security



The number of individuals receiving CalFresh increased by **14.5%** between February of 2020 and February of 2021



According to the Alameda County Community Food Bank, the need for food dramatically increased **between 50 and 70% during 2020**



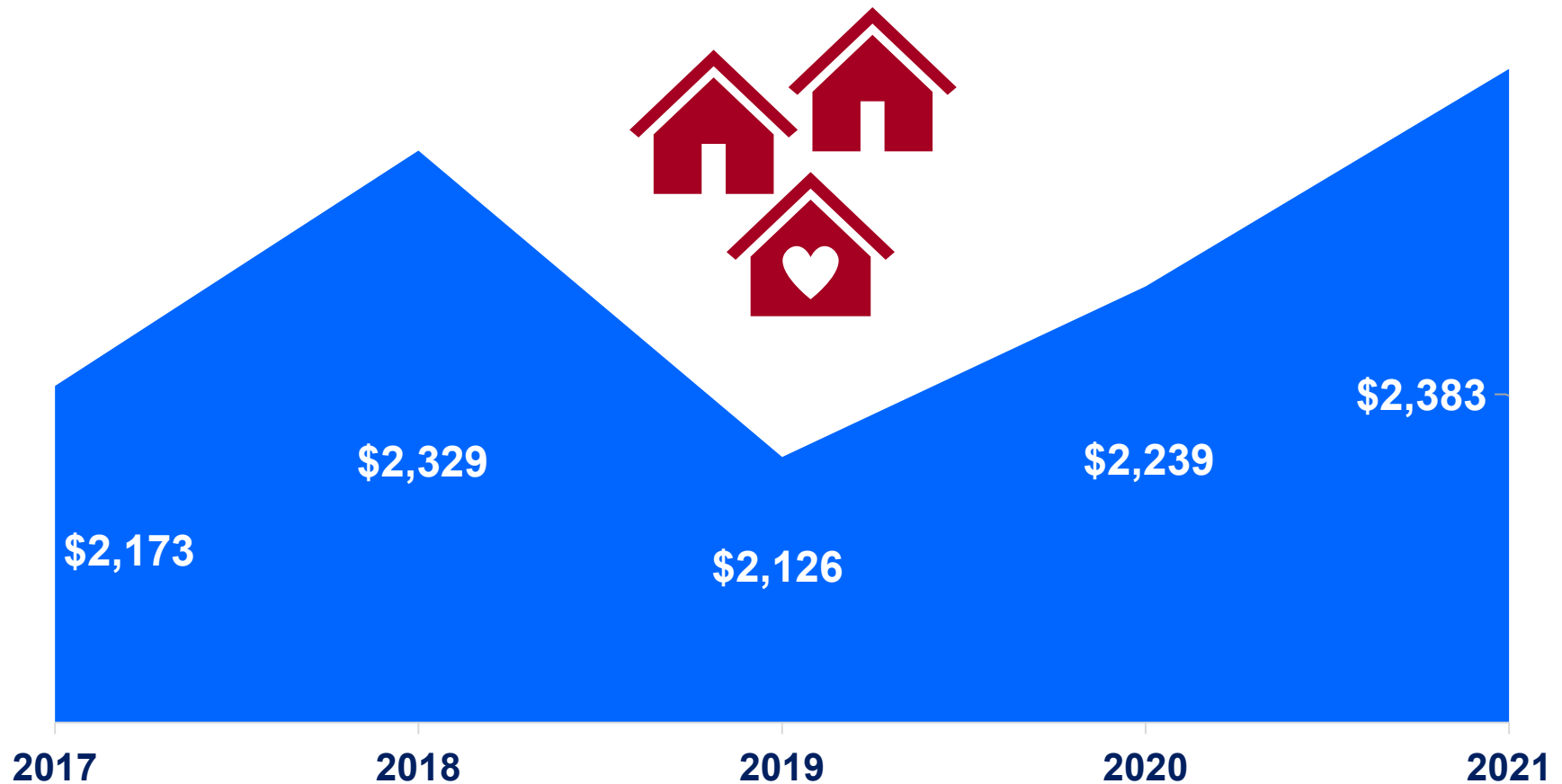
11% of Alameda County residents were food insecure in March of 2021



41.7% of Alameda County students and **71.6%** of Oakland students qualify for free or reduced-price lunches



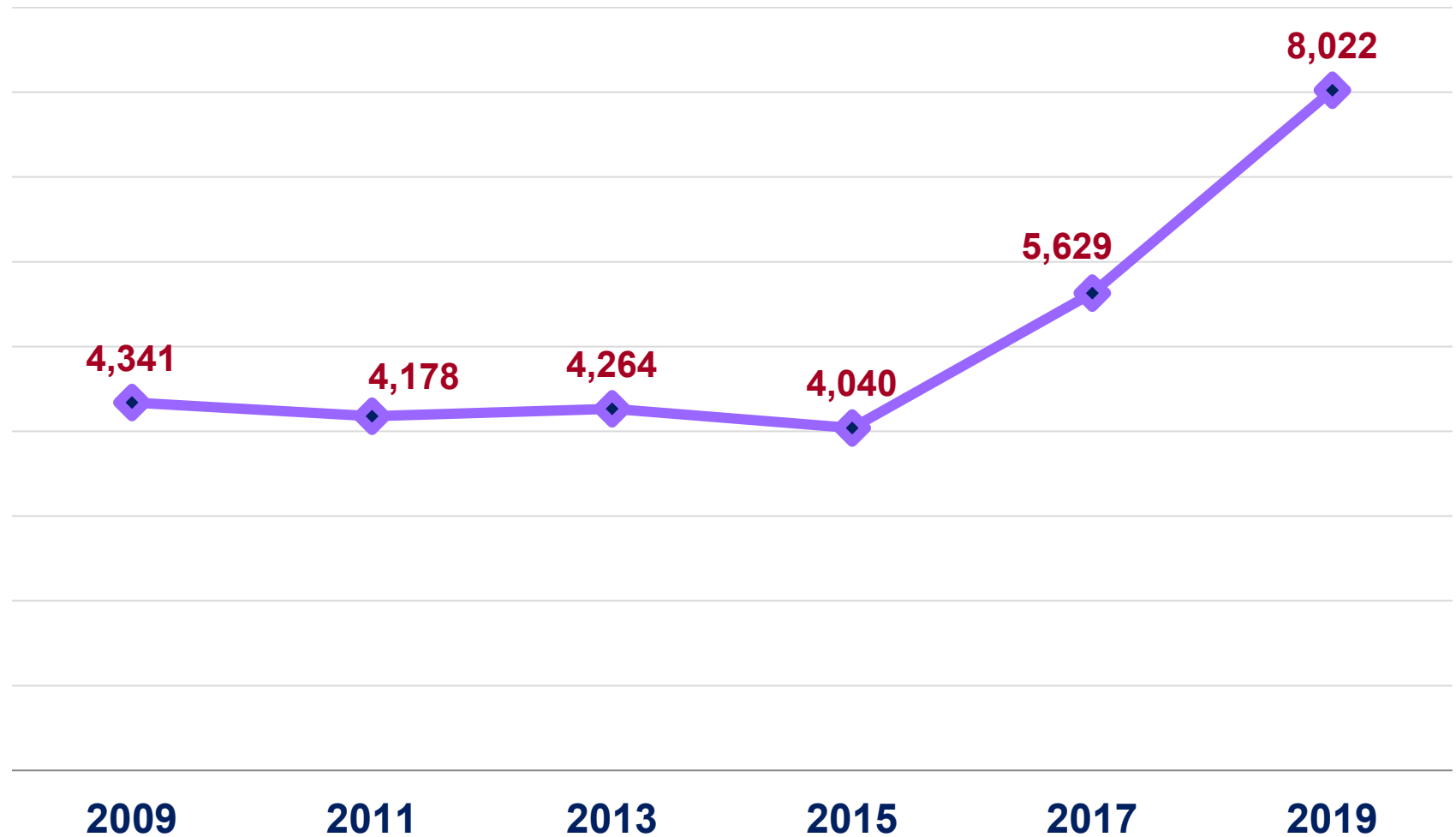
Housing – Fair Market Rent for Two Bedrooms in Alameda County



Source: National Low Income Housing Coalition, HUDUser.gov 2021



Unhoused Population of Alameda County



Source: Alameda County 2019 Everyone Counts: Homeless Point-in-Time Count and Survey


Public Safety

- Alameda County had **10,580** violent offenses in 2019
- There were **657 felony** juvenile arrests and **472** misdemeanors in Alameda County in 2019, a ten-year low
- Violent Crimes in Oakland increased from **5,831** in 2019 to **5,937** in 2020
- Homicides in Oakland increased **36%** from 75 in 2019 to 103 in 2020

Source: CA Department of Justice, Crime and Clearances Data

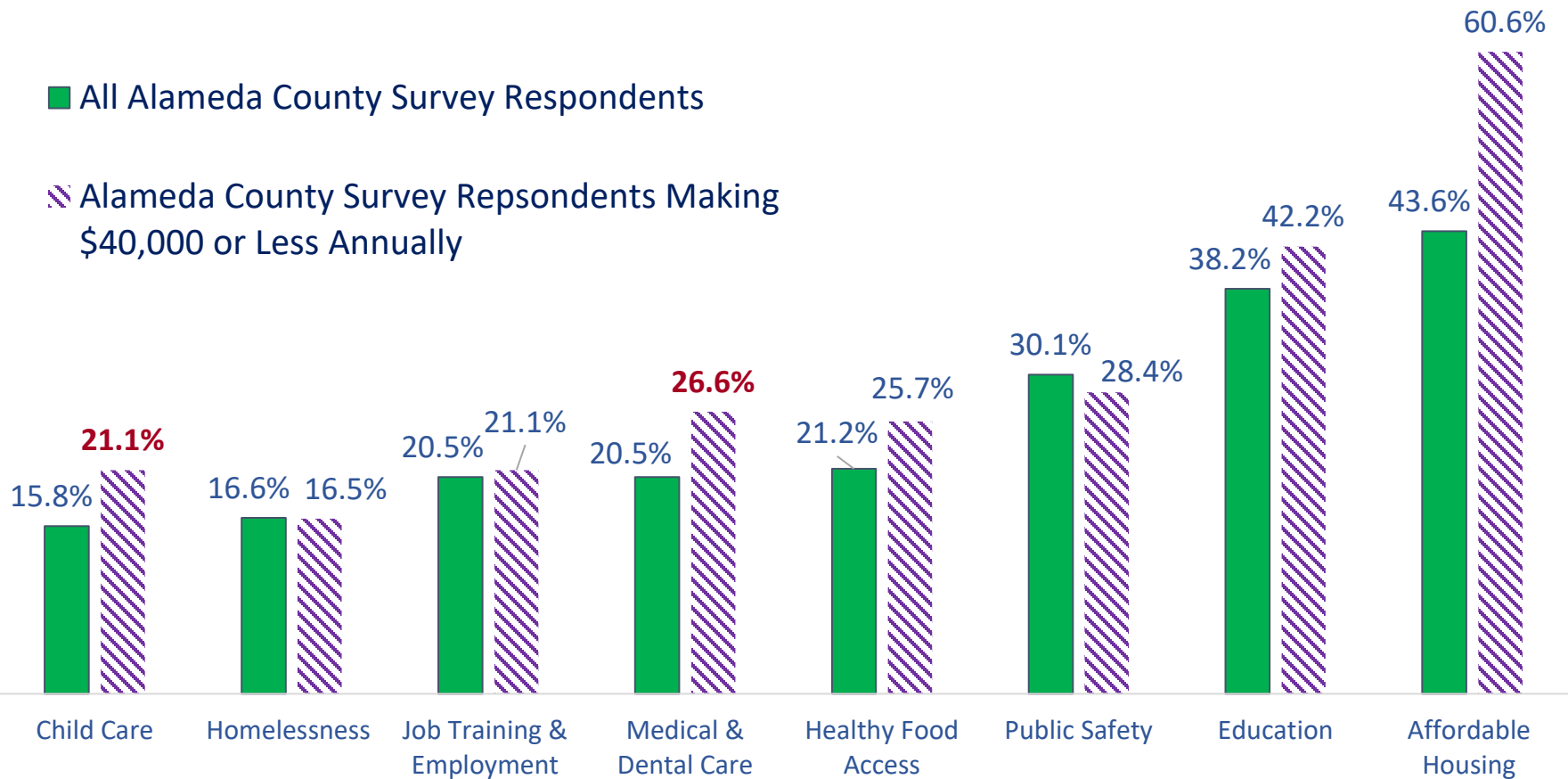
Alameda County Community Survey Results

- **271** survey respondents indicated they were from a city or area in Alameda County excluding the city of Berkeley
- **88** respondents resided in the city of Oakland
- **183** resided elsewhere in Alameda County
- The average household size of all the respondents is **3.3**
- **42%** of the respondents have household incomes below \$40,000



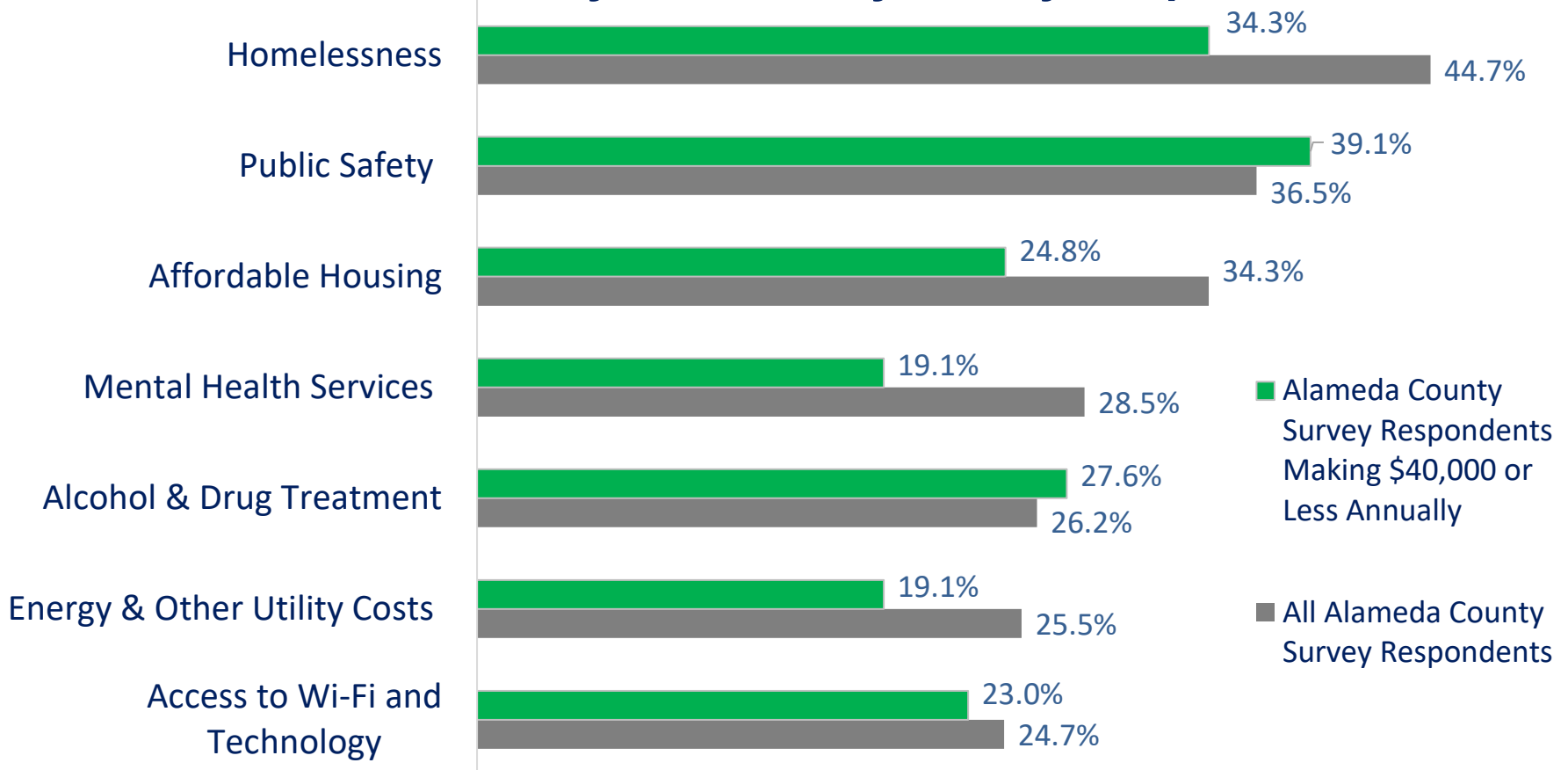
Alameda County Community Survey Results

Leading Areas of Concern for Alameda County AC-OCAP Survey Respondents



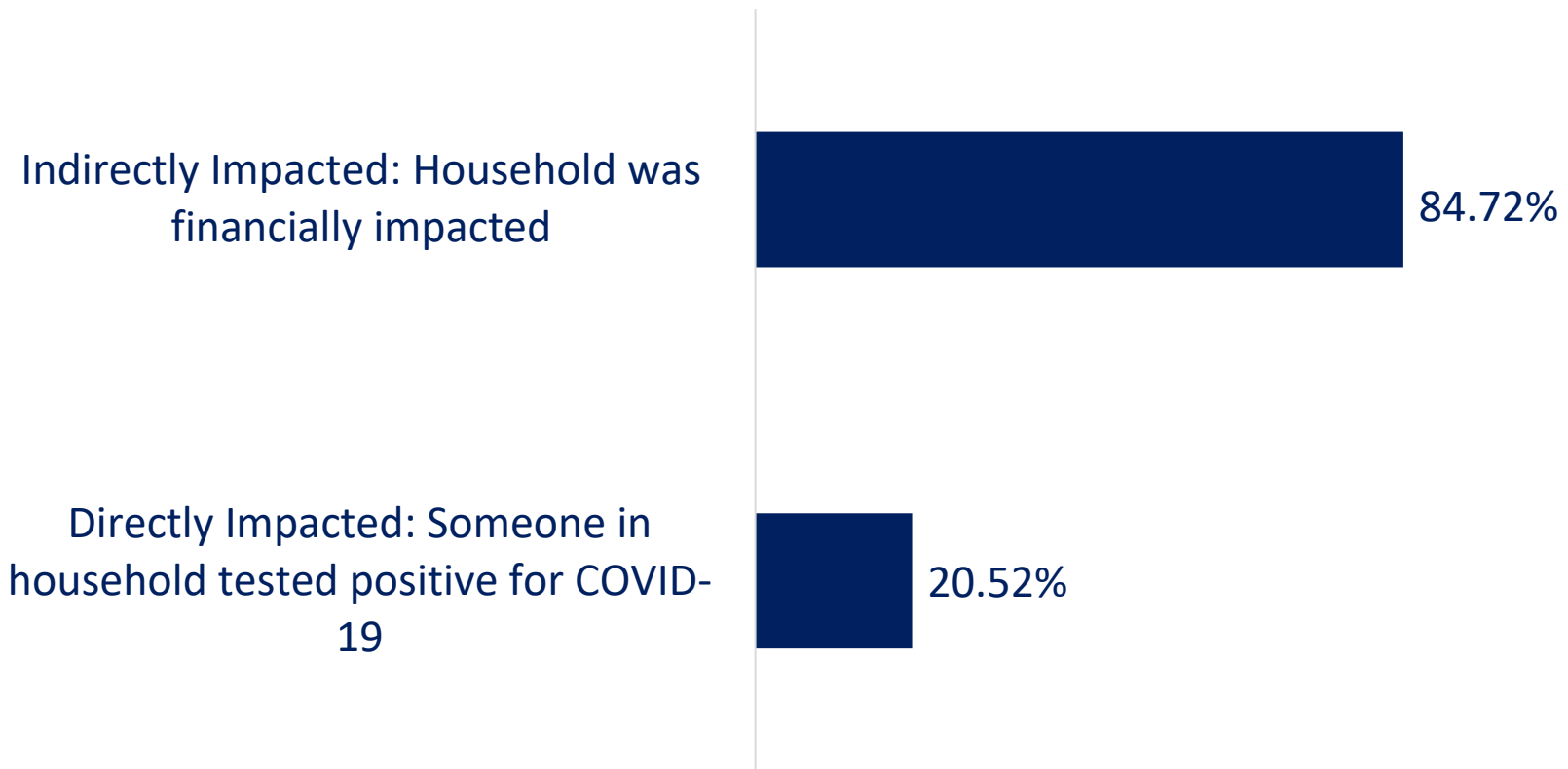
Alameda County Community Survey Results

Type of Services Rated as Poor by Alameda County Community Survey Respondents



Alameda County Community Survey Results

Respondents Indicating Direct and Indirect Impact of COVID-19 on Household



2020 - 2025 STRATEGIC PLAN

Alameda County - Oakland Community Action Partnership (AC-OCAP)



MISSION

To improve our community by creating pathways that lead to economic empowerment and prosperity.

VISION

To end poverty within the City of Oakland and throughout Alameda County.

VALUES

- Community-driven
- Equitable
- Collaborative
- Impactful
- Results-driven



ENTREPRENEURSHIP/JOB TRAINING & EMPLOYMENT

GOAL

Increase workforce development opportunities for Black, Latinx, Indigenous, People of Color (BLIPOC) residents with low-income that lead to employment or entrepreneurship.

STRATEGY

Improve the employment continuum, including entrepreneurial opportunities, and align AC-OCAP's funding with the Workforce Investment Opportunity Act (WIOA) demand-sector industry.



LOW-INCOME HOUSING

GOAL

End homelessness for: 1) BLIPOC families with children; and 2) seniors 55+.

STRATEGY

Partner with organizations focused on increasing the number of un-housed families with children and/or seniors who obtain housing.



COMMUNITY DEVELOPMENT

GOAL

Increase access to resources and information, and empower BLIPOC residents with low-income to build assets and wealth.

STRATEGY

Host community fairs and use collaborations to offer skill training and other resources; Increase food security and access to the Earned Income Tax Credit, banking, financial coaching, credit repair, debt reduction, and home ownership.



CIVIC ENGAGEMENT & ADVOCACY

GOAL

Empower BLIPOC residents with low-income to advocate for systems-change and harness political power.

STRATEGY

Leverage existing networks and fund grassroots trusted community leaders and Community Based Organizations (CBOs) that empower and advocate for communities of color (e.g., voter registration, citizenship).



CAPACITY BUILDING

GOAL

Raise awareness and transform AC-OCAP's community impact into a MOVEMENT. #EndPovertyNowAC

STRATEGY

Leverage relationships to build an anti-poverty coalition and create a community campaign to end poverty now.

2020-2022 Funded Programs

AC-OCAP Grantees

Entrepreneurship/Job Training & Employment	Low-Income Housing
<ul style="list-style-type: none">• Chabot-Las Positas – Tri-Valley Career Center• Civicorps• Downtown Streets, Inc.• Hack the Hood, Inc• Lao Family Community Development• New Door Ventures• Renaissance Entrepreneurship Center• Rubicon Programs, Inc.	<ul style="list-style-type: none">• Alliance for Community Wellness• Covenant Hose California• Eden Information and Referral, Inc.• Fremont family Resource Center• St. Mary's Center

AC-OCAP Programs

Community Development, Financial Literacy, Civic Engagement & Advocacy	Food Security
<ul style="list-style-type: none">• Housing and Economic Rights Advocates (HERA)• Earned Income Tax Credit (EITC)• Bank On Oakland 2.0 (BOO 2.0)	<ul style="list-style-type: none">• Oakland Fund for Children & Youth Summer Lunch Program• Oakland Community Housing Services' Annual Holiday Dinner• Safe Passages• Alameda County Community Food Bank• Oakland HeadStart



2020 FACTSHEET

ALAMEDA COUNTY - OAKLAND COMMUNITY ACTION PARTNERSHIP (AC-OCAP)



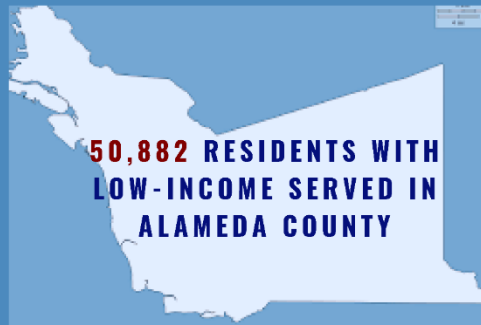
THE NEED

161,581 Alameda County residents live below the federal poverty level, with **1 in 9** children (**11.4%**) living in poverty.

OUR IMPACT

AC-OCAP changes people's lives, embodies the spirit of hope, improves communities, and makes Oakland and Alameda County a better place to live.

AC-OCAP's Community Economic Opportunity Network invested **\$685,000** in Community Block Grant (CSBG) funds to leverage over **\$7.6 Million** in community impact during the COVID-19 Pandemic.



Sources:
2020 AC-OCAP Outcomes & Services Report
US Census Bureau 2015-2019 American Community Survey 5-Year Estimates - S1701

131 EMPLOYED
402 RECEIVED EMPLOYMENT TRAINING



122 FAMILIES PERMANENTLY HOUSED



\$29.2 MILLION IN TAX REFUNDS



95,310 NUTRITIOUS GROCERIES BAGS



2022-2023 Community Action Plan

Alameda County – Oakland Community Action Partnership



2022-2023 Community Action Plan

California Department of Community
Services and Development

Community Services Block Grant



CAP Plan



Public Comment Period:
May 24 – June 23, 2021



Email your comments to:
AC-OCAP@oaklandca.gov

Now Let's Hear From You!



What's missing or what would you
like to see improved?

Thank You For Attending

Our Promise: Community Action changes people's lives, embodies the spirit of hope, improves communities, and makes Oakland and Alameda County a better place to live. We care about the entire community, and we are dedicated to helping people help themselves and each other.



(510) 238-2362

AC-OCAP@oaklandca.gov

AC-OCAP.com

#EndPovertyNowAC